

Czech Round, 15-17 May 2026

Results Tissot Superpole

No.	Rider	Nat	Team	Bike	Class	Time	Gap	Rel.	Laps	Speed	
										Avg	Max
1	11 N. BULEGA	ITA	Aruba.it Racing - Ducati	Ducati Panigale V4R		1'29.616			7	169,202	298,4
2	5 Y. MONTELLA	ITA	Barni Spark Racing Team	Ducati Panigale V4R	IND	1'29.896	0.280	0.280	7	168,675	296,0
3	7 I. LECUONA	ESP	Aruba.it Racing - Ducati	Ducati Panigale V4R		1'30.111	0.495	0.215	8	168,272	300,0
4	14 S. LOWES	GBR	ELF Marc VDS Racing Team	Ducati Panigale V4R	IND	1'30.339	0.723	0.228	7	167,848	294,4
5	67 A. SURRA	ITA	Motocorsa Racing	Ducati Panigale V4R	IND	1'30.388	0.772	0.049	7	167,757	296,0
6	31 G. GERLOFF	USA	Kawasaki WorldSBK Team	Kawasaki ZX-10RR		1'30.417	0.801	0.029	8	167,703	296,8
7	47 A. BASSANI	ITA	bimota by Kawasaki Racing Team	bimota KB998 Rimini		1'30.467	0.851	0.050	7	167,610	293,6
8	34 L. BALDASSARRI	ITA	Team GoEleven	Ducati Panigale V4R	IND	1'30.493	0.877	0.026	8	167,562	296,0
9	9 D. PETRUCCI	ITA	ROKIT BMW Motorrad WorldSBK Team	BMW M1000 RR		1'30.671	1.055	0.178	7	167,233	299,2
10	62 S. MANZI	ITA	GYTR GRT Yamaha WorldSBK Team	Yamaha YZF R1		1'30.758	1.142	0.087	7	167,073	295,2
11	97 X. VIERGE	ESP	Pata Maxus Yamaha	Yamaha YZF R1		1'30.836	1.220	0.078	8	166,929	296,8
12	60 M. VAN DER MARK	NED	ROKIT BMW Motorrad WorldSBK Team	BMW M1000 RR		1'30.843	1.227	0.007	8	166,917	296,8
13	95 T. MACKENZIE	GBR	MGM Optical Express Racing	Ducati Panigale V4R	IND	1'30.915	1.299	0.072	7	166,784	294,4
14	55 A. LOCATELLI	ITA	Pata Maxus Yamaha	Yamaha YZF R1		1'30.957	1.341	0.042	8	166,707	294,4
15	22 A. LOWES	GBR	bimota by Kawasaki Racing Team	bimota KB998 Rimini		1'31.092	1.476	0.135	6	166,460	294,4
16	46 T. BRIDEWELL	GBR	Superbike Advocates	Ducati Panigale V4R	IND	1'31.174	1.558	0.082	7	166,311	296,0
17	54 B. SOFUOGLU	TUR	Motoxracing WorldSBK Team	Yamaha YZF R1	IND	1'31.209	1.593	0.035	8	166,247	291,2
18	87 R. GARDNER	AUS	GYTR GRT Yamaha WorldSBK Team	Yamaha YZF R1		1'31.373	1.757	0.164	7	165,948	292,0
19	13 M. RATO	ITA	Motoxracing WorldSBK Team	Yamaha YZF R1	IND	1'31.960	2.344	0.587	8	164,889	292,0
20	35 S. CHANTRA	THA	Honda HRC	Honda CBR1000RR-R SP		1'32.028	2.412	0.068	8	164,767	296,0
21	92 Y. KUNII	JPN	Honda HRC	Honda CBR1000RR-R SP		1'33.085	3.469	1.057	7	162,896	292,0

Qualifying Lap Time (105% of 1'29.616): **1'34.097**

AIR	Humidity:	57%	Temp:	13°C
TRACK	Condition:	Dry	Temp:	28°C

Records	Pole	[SP]	2024 T.Razgatioglu	1'30.064	168,360	Km/h
	Race	[SPRC]	2025 T.Razgatioglu	1'30.201	168,100	Km/h
	All Times	[SP]	2024 T.Razgatioglu	1'30.064	168,360	Km/h

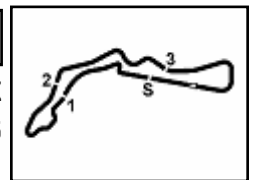
Start 11:15
End 11:32

The results are provisional until the end of the time limit for protests and appeals and the completion of the technical checks.

Clerk Of The Course: **Marcel Putsche**
Publication Time: **11:37**

These data/results cannot be reproduced, stored and/or transmitted in whole or in part by any manner of electronic, mechanical, photocopying, recording, broadcasting or otherwise now known or herein after developed without the previous express consent by the copyright owner, except for reproduction in daily press and regular printed publications on sale to the public within 60 days of the event related to those data/results and always provided that copyright symbol appears together as follows below.

© DORNA WSBK ORGANIZATION Srl 2026



Czech Round, 15-17 May 2026

Results Tissot Superpole

Session Highlights

Local Time	No. Rider	Description
11.12.00		Start of Session
11.15.00		Start of Session
11.15.14	60 M. VAN DER MARK	#60 Current Lap Time Cancelled - Exceeded Track Limits - Turn 1
11.16.40	60 M. VAN DER MARK	#60 Lap Time Cancelled (First Lap) - Exceeded Track Limits - Turn 1
11.16.51	13 M. RATO	#13 Current Lap Time Cancelled - Exceeded Track Limits - Turn 1
11.18.19	13 M. RATO	#13 Lap Time Cancelled (1'38.114) - Exceeded Track Limits - Turn 1
11.19.04		Yellow Flag Out - Turn 1
11.19.05		Yellow Flag Out - Turn 1
11.19.06		Yellow Flag Out - Turn 1
11.19.08		Yellow Flag Out - Turn 1
11.19.11	22 A. LOWES	#22 Crashed - Turn 1
11.19.18	22 A. LOWES	#22 Current Lap Time Cancelled - Exceeded Track Limits - Turn 1
11.19.23	22 A. LOWES	#22 Rejoined
11.19.24		Yellow Flag In - Turn 1
11.19.24		Riders Under Yellow Flag at Turn 1: #5 #11
11.19.58	7 I. LECUONA	#7 Current Lap Time Cancelled - Exceeded Track Limits - Turn 1
11.20.00	13 M. RATO	#13 Current Lap Time Cancelled - Exceeded Track Limits - Turn 1
11.20.08	55 A. LOCATELLI	#55 Current Lap Time Cancelled - Exceeded Track Limits - Turn 1
11.20.08	62 S. MANZI	#62 Current Lap Time Cancelled - Exceeded Track Limits - Turn 1
11.20.10	97 X. VIERGE	#97 Current Lap Time Cancelled - Exceeded Track Limits - Turn 1
11.20.11	87 R. GARDNER	#87 Current Lap Time Cancelled - Exceeded Track Limits - Turn 1
11.21.07	22 A. LOWES	#22 Lap Time Cancelled (2'16.215) - Exceeded Track Limits - Turn 1
11.21.34	35 S. CHANTRA	#35 Current Lap Time Cancelled - Exceeded Track Limits - Turn 1
11.21.34	7 I. LECUONA	#7 Lap Time Cancelled (1'45.142) - Exceeded Track Limits - Turn 1
11.21.42	13 M. RATO	#13 Lap Time Cancelled (1'51.295) - Exceeded Track Limits - Turn 1
11.21.47	97 X. VIERGE	#97 Lap Time Cancelled (1'46.730) - Exceeded Track Limits - Turn 1
11.21.49	55 A. LOCATELLI	#55 Lap Time Cancelled (1'50.198) - Exceeded Track Limits - Turn 1
11.21.51	87 R. GARDNER	#87 Lap Time Cancelled (1'49.012) - Exceeded Track Limits - Turn 1
11.21.56	62 S. MANZI	#62 Lap Time Cancelled (1'56.604) - Exceeded Track Limits - Turn 1
11.22.33		Yellow Flag Out - Turn 14
11.22.35		Yellow Flag In - Turn 14
11.23.14	35 S. CHANTRA	#35 Lap Time Cancelled (1'48.595) - Exceeded Track Limits - Turn 1
11.24.00	95 T. MACKENZIE	#95 Current Lap Time Cancelled - Exceeded Track Limits - Turn 1
11.25.26	95 T. MACKENZIE	#95 Lap Time Cancelled (3'45.380) - Exceeded Track Limits - Turn 1
11.28.05	7 I. LECUONA	#7 Current Lap Time Cancelled - Exceeded Track Limits - Turn 1
11.28.11	13 M. RATO	#13 Current Lap Time Cancelled - Exceeded Track Limits - Turn 1
11.28.15	11 N. BULEGA	#11 Current Lap Time Cancelled - Exceeded Track Limits - Turn 1
11.28.19	60 M. VAN DER MARK	#60 Current Lap Time Cancelled - Exceeded Track Limits - Turn 1
11.28.38	95 T. MACKENZIE	#95 Current Lap Time Cancelled - Exceeded Track Limits - Turn 1
11.28.47	14 S. LOWES	#14 Current Lap Time Cancelled - Exceeded Track Limits - Turn 1
11.28.47	67 A. SURRA	#67 Current Lap Time Cancelled - Exceeded Track Limits - Turn 1
11.28.49	62 S. MANZI	#62 Current Lap Time Cancelled - Exceeded Track Limits - Turn 1
11.29.00	5 Y. MONTELLA	#5 Current Lap Time Cancelled - Exceeded Track Limits - Turn 1
11.29.38	7 I. LECUONA	#7 Lap Time Cancelled (1'42.298) - Exceeded Track Limits - Turn 1
11.29.40	13 M. RATO	#13 Lap Time Cancelled (1'38.510) - Exceeded Track Limits - Turn 1
11.29.51	11 N. BULEGA	#11 Lap Time Cancelled (1'45.018) - Exceeded Track Limits - Turn 1
11.29.52	60 M. VAN DER MARK	#60 Lap Time Cancelled (1'42.025) - Exceeded Track Limits - Turn 1
11.29.55	31 G. GERLOFF	#31 Current Lap Time Cancelled - Exceeded Track Limits - Turn 1
11.30.01	97 X. VIERGE	#97 Current Lap Time Cancelled - Exceeded Track Limits - Turn 1
11.30.10	95 T. MACKENZIE	#95 Lap Time Cancelled (1'42.000) - Exceeded Track Limits - Turn 1
11.30.15	67 A. SURRA	#67 Lap Time Cancelled (1'37.364) - Exceeded Track Limits - Turn 1
11.30.17	62 S. MANZI	#62 Lap Time Cancelled (1'38.504) - Exceeded Track Limits - Turn 1
11.30.20	14 S. LOWES	#14 Lap Time Cancelled (1'43.263) - Exceeded Track Limits - Turn 1
11.30.30	5 Y. MONTELLA	#5 Lap Time Cancelled (1'39.313) - Exceeded Track Limits - Turn 1
11.31.27	31 G. GERLOFF	#31 Lap Time Cancelled (1'41.502) - Exceeded Track Limits - Turn 1
11.31.33	97 X. VIERGE	#97 Lap Time Cancelled (1'40.994) - Exceeded Track Limits - Turn 1
11.31.48		Top 3 Confirmed

16/05/2026 Start 11:15 End 11:32

The results are provisional until the end of the time limit for protests and appeals and the completion of the technical checks.

Clerk Of The Course: **Marcel Putsche**
Publication Time: **11:37**

This data/results cannot be reproduced, stored and/or transmitted in whole or in part by any manner of electronic, mechanical, photocopying, recording, broadcasting or otherwise now known or herein after developed without the previous express consent by the copyright owner, except for reproduction in daily press and regular printed publications on sale to the public within 60 days of the event related to those data/results and always provided that copyright symbol appears together as follows below.

© DORNA WSBK ORGANIZATION Srl 2026

11:32.49

End of Session

Fastest Laps Sequence

No.	Rider	Nat	Team	Bike	Local Time	Time	Gap	Avg
34	L. BALDASSARRI	ITA	Team Goeleven	Ducati Panigale V4R	11:18'08.061	1'31.359		165,974
67	A. SURRA	ITA	Motocorsa Racing	Ducati Panigale V4R	11:18'08.295	1'31.322	-0.037	166,041
9	D. PETRUCCI	ITA	ROKIT BMW Motorrad WorldSBK Team	BMW M 1000 RR	11:18'10.123	1'30.904	-0.418	166,805
31	G. GERLOFF	USA	Kawasaki WorldSBK Team	Kawasaki ZX-10RR	11:18'27.138	1'30.637	-0.267	167,296
5	Y. MONTELLA	ITA	Barni Spark Racing Team	Ducati Panigale V4R	11:19'08.344	1'30.460	-0.177	167,623
11	N. BULEGA	ITA	Aruba.it Racing - Ducati	Ducati Panigale V4R	11:19'10.652	1'30.201	-0.259	168,105
7	I. LECUONA	ESP	Aruba.it Racing - Ducati	Ducati Panigale V4R	11:19'47.663	1'30.163	-0.038	168,175
5	Y. MONTELLA	ITA	Barni Spark Racing Team	Ducati Panigale V4R	11:25'45.550	1'30.051	-0.112	168,385
11	N. BULEGA	ITA	Aruba.it Racing - Ducati	Ducati Panigale V4R	11:26'34.856	1'29.616	-0.435	169,202

16/05/2026 Start 11:15 End 11:32

The results are provisional until the end of the time limit for protests and appeals and the completion of the technical checks.

Clerk Of The Course: **Marcel Putsche**
Publication Time: **11:37**

These data/results cannot be reproduced, stored and/or transmitted in whole or in part by any manner of electronic, mechanical, photocopying, recording, broadcasting or otherwise now known or herein after developed without the previous express consent by the copyright owner, except for reproduction in daily press and regular printed publications on sale to the public within 60 days of the event related to those data/results and always provided that copyright symbol appears together as follows below.

© DORNA WSBK ORGANIZATION Srl 2026

Czech Round, 15-17 May 2026

Best Sectors & Speed Tisot Superpole

BEST LAP		
1	11 N. BULEGA	Ducati Panigale V4R 1'29.616
2	5 Y. MONTELLA	Ducati Panigale V4R 1'29.896
3	7 I. LECUONA	Ducati Panigale V4R 1'30.111
4	14 S. LOWES	Ducati Panigale V4R 1'30.339
5	67 A. SURRA	Ducati Panigale V4R 1'30.388
6	31 G. GERLOFF	Kawasaki ZX-10RR 1'30.417
7	47 A. BASSANI	bimota KB998 Rimini 1'30.467
8	34 L. BALDASSARRI	Ducati Panigale V4R 1'30.493
9	9 D. PETRUCCI	BMW M 1000 RR 1'30.671
10	62 S. MANZI	Yamaha YZF R1 1'30.758
11	97 X. VIERGE	Yamaha YZF R1 1'30.836
12	60 M. VAN DER MARK	BMW M 1000 RR 1'30.843
13	95 T. MACKENZIE	Ducati Panigale V4R 1'30.915
14	55 A. LOCATELLI	Yamaha YZF R1 1'30.957
15	22 A. LOWES	bimota KB998 Rimini 1'31.092
16	46 T. BRIDEWELL	Ducati Panigale V4R 1'31.174
17	54 B. SOFUOGLU	Yamaha YZF R1 1'31.209
18	87 R. GARDNER	Yamaha YZF R1 1'31.373
19	13 M. RATO	Yamaha YZF R1 1'31.960
20	35 S. CHANTRA	Honda CBR1000RR-R SP 1'32.028
21	92 Y. KUNII	Honda CBR1000RR-R SP 1'33.085

SPEED		
1	7 I. LECUONA	Ducati Panigale V4R 300,0
2	9 D. PETRUCCI	BMW M 1000 RR 299,2
3	11 N. BULEGA	Ducati Panigale V4R 298,4
4	60 M. VAN DER MARK	BMW M 1000 RR 296,8
5	31 G. GERLOFF	Kawasaki ZX-10RR 296,8
6	97 X. VIERGE	Yamaha YZF R1 296,8
7	5 Y. MONTELLA	Ducati Panigale V4R 296,0
8	35 S. CHANTRA	Honda CBR1000RR-R SP 296,0
9	67 A. SURRA	Ducati Panigale V4R 296,0
10	46 T. BRIDEWELL	Ducati Panigale V4R 296,0
11	34 L. BALDASSARRI	Ducati Panigale V4R 296,0
12	62 S. MANZI	Yamaha YZF R1 295,2
13	55 A. LOCATELLI	Yamaha YZF R1 294,4
14	95 T. MACKENZIE	Ducati Panigale V4R 294,4
15	14 S. LOWES	Ducati Panigale V4R 294,4
16	22 A. LOWES	bimota KB998 Rimini 294,4
17	47 A. BASSANI	bimota KB998 Rimini 293,6
18	13 M. RATO	Yamaha YZF R1 292,0
19	92 Y. KUNII	Honda CBR1000RR-R SP 292,0
20	87 R. GARDNER	Yamaha YZF R1 292,0
21	54 B. SOFUOGLU	Yamaha YZF R1 291,2

SEG. 1	
1	11 N. BULEGA 21.612
2	7 I. LECUONA 21.633
3	31 G. GERLOFF 21.655
4	5 Y. MONTELLA 21.702
5	34 L. BALDASSARRI 21.746
6	97 X. VIERGE 21.783
7	47 A. BASSANI 21.786
8	14 S. LOWES 21.802
9	95 T. MACKENZIE 21.835
10	9 D. PETRUCCI 21.881
11	67 A. SURRA 21.887
12	22 A. LOWES 21.901
13	55 A. LOCATELLI 21.908
14	62 S. MANZI 21.921
15	60 M. VAN DER MARK 21.922
16	87 R. GARDNER 21.923
17	54 B. SOFUOGLU 21.944
18	46 T. BRIDEWELL 21.953
19	13 M. RATO 22.217
20	35 S. CHANTRA 22.236
21	92 Y. KUNII 22.454

SEG. 2	
1	5 Y. MONTELLA 22.391
2	11 N. BULEGA 22.398
3	7 I. LECUONA 22.430
4	47 A. BASSANI 22.453
5	31 G. GERLOFF 22.488
6	67 A. SURRA 22.529
7	34 L. BALDASSARRI 22.540
8	14 S. LOWES 22.541
9	55 A. LOCATELLI 22.542
10	9 D. PETRUCCI 22.552
11	60 M. VAN DER MARK 22.560
12	97 X. VIERGE 22.574
13	22 A. LOWES 22.614
14	62 S. MANZI 22.641
15	54 B. SOFUOGLU 22.666
16	95 T. MACKENZIE 22.686
17	87 R. GARDNER 22.700
18	46 T. BRIDEWELL 22.769
19	13 M. RATO 22.812
20	35 S. CHANTRA 23.056
21	92 Y. KUNII 23.353

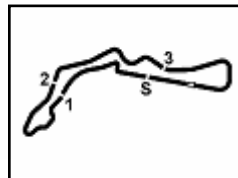
SEG. 3	
1	11 N. BULEGA 23.042
2	5 Y. MONTELLA 23.061
3	7 I. LECUONA 23.065
4	9 D. PETRUCCI 23.172
5	67 A. SURRA 23.175
6	31 G. GERLOFF 23.177
7	14 S. LOWES 23.195
8	47 A. BASSANI 23.212
9	62 S. MANZI 23.213
10	95 T. MACKENZIE 23.248
11	22 A. LOWES 23.289
12	34 L. BALDASSARRI 23.297
13	97 X. VIERGE 23.299
14	60 M. VAN DER MARK 23.308
15	54 B. SOFUOGLU 23.411
16	55 A. LOCATELLI 23.429
17	46 T. BRIDEWELL 23.465
18	87 R. GARDNER 23.510
19	13 M. RATO 23.546
20	35 S. CHANTRA 23.638
21	92 Y. KUNII 23.679

SEG. 4	
1	11 N. BULEGA 22.564
2	5 Y. MONTELLA 22.707
3	7 I. LECUONA 22.715
4	34 L. BALDASSARRI 22.779
5	67 A. SURRA 22.797
6	14 S. LOWES 22.801
7	31 G. GERLOFF 22.914
8	62 S. MANZI 22.916
9	97 X. VIERGE 22.920
10	9 D. PETRUCCI 22.933
11	95 T. MACKENZIE 22.936
12	46 T. BRIDEWELL 22.965
13	60 M. VAN DER MARK 22.967
14	47 A. BASSANI 23.016
15	55 A. LOCATELLI 23.032
16	22 A. LOWES 23.045
17	54 B. SOFUOGLU 23.054
18	35 S. CHANTRA 23.061
19	87 R. GARDNER 23.071
20	13 M. RATO 23.171
21	92 Y. KUNII 23.387

16/05/2026

These data/results cannot be reproduced, stored and/or transmitted in whole or in part by any manner of electronic, mechanical, photocopying, recording, broadcasting or otherwise now known or herein after developed without the previous express consent by the copyright owner, except for reproduction in daily press and regular printed publications on sale to the public within 60 days of the event related to those data/results and always provided that copyright symbol appears together as follows below.

© DORNA WSBK ORGANIZATION Srl 2026



Autodrom Most 4.212 m

Czech Round, 15-17 May 2026

Ideal Times Tissot Superspole

No.	Rider	Nat	Bike	Seg. 1	Seg. 2	Seg. 3	Seg. 4	Ideal Time			
				Diff. 1	Diff. 2	Diff. 3	Diff. 4	Best Lap	Pos.	Diff.	
1	11 N. BULEGA	ITA	Ducati Panigale V4R	21.612	22.398	23.042	22.564	1'29.616	1'29.616	1	
2	7 I. LECUONA	ESP	Ducati Panigale V4R	21.633 +0.129	22.430 +0.078	23.065	22.715 +0.061	1'29.843	1'30.111	3	0.268
3	5 Y. MONTELLA	ITA	Ducati Panigale V4R	21.702	22.391	23.061 +0.035	22.707	1'29.861	1'29.896	2	0.035
4	31 G. GERLOFF	USA	Kawasaki ZX-10RR	21.655	22.488 +0.077	23.177 +0.085	22.914 +0.021	1'30.234	1'30.417	6	0.183
5	14 S. LOWES	GBR	Ducati Panigale V4R	21.802	22.541	23.195	22.801	1'30.339	1'30.339	4	
6	34 L. BALDASSARRI	ITA	Ducati Panigale V4R	21.746 +0.131	22.540	23.297	22.779	1'30.362	1'30.493	8	0.131
7	67 A. SURRA	ITA	Ducati Panigale V4R	21.887	22.529	23.175	22.797	1'30.388	1'30.388	5	
8	47 A. BASSANI	ITA	bimota KB998 Rimini	21.786	22.453	23.212	23.016	1'30.467	1'30.467	7	
9	9 D. PETRUCCI	ITA	BMW M 1000 RR	21.881 +0.098	22.552	23.172	22.933 +0.035	1'30.538	1'30.671	9	0.133
10	97 X. VIERGE	ESP	Yamaha YZF R1	21.783	22.574 +0.143	23.299 +0.117	22.920	1'30.576	1'30.836	11	0.260
11	62 S. MANZI	ITA	Yamaha YZF R1	21.921 +0.067	22.641	23.213	22.916	1'30.691	1'30.758	10	0.067
12	95 T. MACKENZIE	GBR	Ducati Panigale V4R	21.835	22.686 +0.210	23.248	22.936	1'30.705	1'30.915	13	0.210
13	60 M. VAN DER MARK	NED	BMW M 1000 RR	21.922 +0.056	22.560	23.308 +0.030	22.967	1'30.757	1'30.843	12	0.086
14	22 A. LOWES	GBR	bimota KB998 Rimini	21.901	22.614 +0.131	23.289	23.045 +0.112	1'30.849	1'31.092	15	0.243
15	55 A. LOCATELLI	ITA	Yamaha YZF R1	21.908 +0.046	22.542	23.429	23.032	1'30.911	1'30.957	14	0.046
16	54 B. SOFUOGLU	TUR	Yamaha YZF R1	21.944 +0.057	22.666	23.411	23.054 +0.077	1'31.075	1'31.209	17	0.134
17	46 T. BRIDEWELL	GBR	Ducati Panigale V4R	21.953	22.769 +0.005	23.465	22.965 +0.017	1'31.152	1'31.174	16	0.022
18	87 R. GARDNER	AUS	Yamaha YZF R1	21.923 +0.039	22.700 +0.130	23.510	23.071	1'31.204	1'31.373	18	0.169
19	13 M. RATO	ITA	Yamaha YZF R1	22.217 +0.038	22.812	23.546 +0.024	23.171 +0.152	1'31.746	1'31.960	19	0.214
20	35 S. CHANTRA	THA	Honda CBR1000RR-R SP	22.236	23.056	23.638	23.061 +0.037	1'31.991	1'32.028	20	0.037
21	92 Y. KUNII	JPN	Honda CBR1000RR-R SP	22.454	23.353 +0.012	23.679 +0.200	23.387	1'32.873	1'33.085	21	0.212
Overall Ideal Time				21.612	22.391	23.042	22.564	1'29.609			

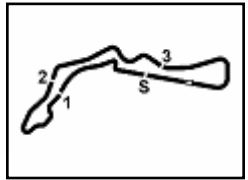
16/05/2026

These data/results cannot be reproduced, stored and/or transmitted in whole or in part by any manner of electronic, mechanical, photocopying, recording, broadcasting or otherwise now known or herein after developed without the previous express consent by the copyright owner, except for reproduction in daily press and regular printed publications on sale to the public within 60 days of the event related to those data/results and always provided that copyright symbol appears together as follows below.

© DORNA WSBK ORGANIZATION Srl 2026

FICR PERUGIA TIMING





Autodrom Most 4.212 m

Czech Round, 15-17 May 2026
Chronological Analysis Tissot Superpole

1 / 2

1° 11 N. BULEGA [1'29.616]							
Lap	Seg1	Seg2	Seg3	Seg4	Lap Time	km/h	Local Time
		23.724	23.879	22.840			11:17'40.451
1	21.867	22.444	23.155	22.735	1'30.201	293,6	11:19'10.652
2	23.801	24.074	24.137	37.138	1'49.150CP	295,2	11:20'59.802
3	2'54.778	23.924	23.797	22.939	4'05.438P		11:25'05.240
4	21.612	22.398	23.042	22.564	1'29.616	295,2	11:26'34.856
5	21.652	22.429	23.186	22.710	1'29.977	297,6	11:28'04.833
6	28.420	29.175	24.111	23.312	1'45.018C	296,8	11:29'49.851
7	21.763	22.680	23.192	22.814	1'30.449	298,4	11:31'20.300

4	2'17.627	23.549	23.889	23.480	3'28.545P		11:25'11.903
5	21.872	22.497	23.239	22.933	1'30.541	291,2	11:26'42.444
6	21.655	22.565	23.262	22.935	1'30.417	294,4	11:28'12.861
7	21.841	22.488	23.468	23.065	1'30.862	292,8	11:29'43.723
8	31.137	23.657	23.615	23.093	1'41.502C	296,0	11:31'25.225

2° 5 V. MONTELLA [1'29.896]							
Lap	Seg1	Seg2	Seg3	Seg4	Lap Time	km/h	Local Time
		23.664	24.142	23.074			11:17'37.884
1	21.898	22.537	23.211	22.814	1'30.460	291,2	11:19'08.344
2	22.961	24.267	24.525	36.339	1'48.092CP	294,4	11:20'56.436
3	2'09.431	23.240	23.514	22.878	3'19.063P		11:24'15.499
4	21.804	22.434	23.061	22.752	1'30.051	294,4	11:25'45.550
5	22.016	22.605	25.724	23.202	1'33.547	292,8	11:27'19.097
6	21.702	22.391	23.096	22.707	1'29.896	294,4	11:28'48.993
7	26.849	24.869	24.244	23.351	1'39.313C	296,0	11:30'28.306

7° 47 A. BASSANI [1'30.467]							
Lap	Seg1	Seg2	Seg3	Seg4	Lap Time	km/h	Local Time
		24.382	24.187	23.661			11:17'09.862
1	21.883	22.666	23.450	23.175	1'31.174	287,4	11:18'41.036
2	21.870	22.670	23.348	23.091	1'30.979	288,9	11:20'12.015
3	24.044	24.775	24.456	36.690	1'49.965P	291,2	11:22'01.980
4	2'11.934	23.261	24.106	23.397	3'22.698P		11:25'24.678
5	21.786	22.453	23.212	23.016	1'30.467	290,5	11:26'55.145
6	21.816	24.188	25.080	23.622	1'34.706	293,6	11:28'29.851
7	22.017	22.737	23.452	23.204	1'31.410	292,0	11:30'01.261

3° 7 I. LECUONA [1'30.111]							
Lap	Seg1	Seg2	Seg3	Seg4	Lap Time	km/h	Local Time
		23.604	23.784	23.126			11:16'36.340
1	21.794	31.503	24.752	23.111	1'41.160	294,4	11:18'17.500
2	21.691	22.491	23.203	22.778	1'30.163	299,2	11:19'47.663
3	22.543	23.050	23.396	36.153	1'45.142CP	300,0	11:21'32.805
4	2'11.496	23.218	23.724	23.092	3'21.530P		11:24'54.335
5	21.792	22.430	23.190	22.715	1'30.127	296,0	11:26'24.462
6	21.762	22.508	23.065	22.776	1'30.111	297,6	11:27'54.573
7	28.084	26.496	24.792	22.926	1'42.298C	297,6	11:29'36.871
8	21.633	22.692	23.242	22.852	1'30.419	296,8	11:31'07.290

8° 34 L. BALDASSARRI [1'30.493]							
Lap	Seg1	Seg2	Seg3	Seg4	Lap Time	km/h	Local Time
		23.752	23.841	23.113			11:16'36.702
1	22.073	22.692	23.599	22.995	1'31.359	292,0	11:18'08.061
2	21.939	22.623	23.408	22.888	1'30.858	292,8	11:19'38.919
3	26.176	24.598	24.666	38.763	1'54.203P	292,8	11:21'33.122
4	2'21.872	23.717	23.752	22.949	3'32.290P		11:25'05.412
5	21.877	22.540	23.297	22.779	1'30.493	296,0	11:26'35.905
6	21.971	22.560	23.342	22.879	1'30.752	296,0	11:28'06.657
7	21.847	22.569	23.473	22.814	1'30.703	296,0	11:29'37.360
8	21.746	22.719	30.466	26.969	1'41.900	294,4	11:31'19.260

4° 14 S. LOWES [1'30.339]							
Lap	Seg1	Seg2	Seg3	Seg4	Lap Time	km/h	Local Time
		24.093	23.923	23.096			11:16'53.422
1	21.943	22.856	23.384	22.963	1'31.146	289,7	11:18'24.568
2	28.667	24.788	24.322	23.337	1'41.114	292,0	11:20'05.682
3	21.884	23.576	23.980	38.911	1'48.351P	292,8	11:21'54.033
4	2'29.743	23.619	23.967	23.273	3'40.602P		11:25'34.635
5	21.802	22.541	23.195	22.801	1'30.339	292,0	11:27'04.974
6	21.903	22.673	23.239	22.872	1'30.687	294,4	11:28'35.661
7	31.427	24.463	23.977	23.396	1'43.263C	293,6	11:30'18.924

9° 9 D. PETRUCCI [1'30.671]							
Lap	Seg1	Seg2	Seg3	Seg4	Lap Time	km/h	Local Time
		23.966	24.723	23.523			11:16'39.219
1	21.949	22.717	23.305	22.933	1'30.904	293,6	11:18'10.123
2	22.150	23.818	24.942	41.725	1'52.635P	299,2	11:20'02.758
3	3'42.840	23.550	23.553	22.977	4'52.920P		11:24'55.678
4	21.979	22.552	23.172	22.968	1'30.671	290,5	11:26'26.349
5	21.961	26.439	25.460	25.289	1'39.149	292,0	11:28'05.498
6	21.989	22.846	28.745	24.239	1'37.819	292,0	11:29'43.317
7	21.881	22.736	23.264	23.066	1'30.947	288,9	11:31'14.264

5° 67 A. SURRA [1'30.388]							
Lap	Seg1	Seg2	Seg3	Seg4	Lap Time	km/h	Local Time
		23.823	23.725	23.232			11:16'36.973
1	22.204	22.842	23.304	22.972	1'31.322	292,0	11:18'08.295
2	22.203	22.727	23.391	22.898	1'31.219	290,5	11:19'39.514
3	22.235	24.105	24.038	38.755	1'49.133P	296,0	11:21'28.647
4	2'55.372	23.654	23.994	23.282	4'06.302P		11:25'34.949
5	21.887	22.529	23.175	22.797	1'30.388	294,4	11:27'05.337
6	21.895	22.761	23.327	22.958	1'30.941	296,0	11:28'36.278
7	27.781	23.101	23.407	23.075	1'37.364C	294,4	11:30'13.642

10° 62 S. MANZI [1'30.758]							
Lap	Seg1	Seg2	Seg3	Seg4	Lap Time	km/h	Local Time
		26.477	23.846	23.063			11:16'54.644
1	22.223	22.844	23.602	23.052	1'31.721	289,7	11:18'26.365
2	21.997	22.831	23.474	23.088	1'31.390	292,0	11:19'57.755
3	25.436	28.964	24.687	37.517	1'56.604CP	292,8	11:21'54.359
4	2'29.631	23.790	24.027	23.430	3'40.878P		11:25'35.237
5	21.988	22.641	23.213	22.916	1'30.758	295,2	11:27'05.995
6	21.921	22.775	23.332	23.037	1'31.065	293,6	11:28'37.060
7	27.781	23.661	23.810	23.252	1'38.504C	292,8	11:30'15.564

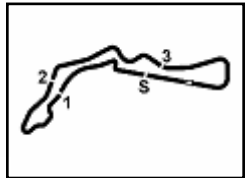
6° 31 G. GERLOFF [1'30.417]							
Lap	Seg1	Seg2	Seg3	Seg4	Lap Time	km/h	Local Time
		24.001	24.335	23.214			11:16'56.501
1	21.941	22.605	23.177	22.914	1'30.637	292,0	11:18'27.138
2	21.811	22.523	23.356	23.002	1'30.692	296,8	11:19'57.830
3	22.321	23.253	23.740	36.214	1'45.528P	296,8	11:21'43.358

11° 97 X. VIERGE [1'30.836]							
Lap	Seg1	Seg2	Seg3	Seg4	Lap Time	km/h	Local Time
		23.752	23.921	23.070			11:16'56.916
1	22.004	22.691	23.299	23.086	1'31.080	293,6	11:18'27.996
2	21.954	22.674	23.470	22.966	1'31.064	294,4	11:19'59.060
3	24.261	23.642	23.914	34.913	1'46.730CP	294,4	11:21'45.790
4	2'16.013	23.008	23.845	23.431	3'26.297P		11:25'12.087
5	22.032	22.574	23.436	22.991	1'31.033	292,8	11:26'43.120
6	21.783	22.717	23.416	22.920	1'30.836	295,2	11:28'13.956
7	21.887	22.633	28.815	23.354	1'36.689	293,6	11:29'50.645
8	25.050	27.556	24.520	23.868	1'40.994C	296,8	11:31'31.639

16/05/2026 P = Pits In/Out - C = Lap Time Cancelled

These data/results cannot be reproduced, stored and/or transmitted in whole or in part by any manner of electronic, mechanical, photocopying, recording, broadcasting or otherwise now known or herein after developed without the previous express consent by the copyright owner, except for reproduction in daily press and regular printed publications on sale to the public within 60 days of the event related to those data/results and always provided that copyright symbol appears together as follows below.

© DORNA WSBK ORGANIZATION Srl 2026



Autodrom Most 4.212 m

Czech Round, 15-17 May 2026

Chronological Analysis Tissot Superpole

2 / 2

12° 60 M. VAN DER MARK [1'30.843]							
Lap	Seg1	Seg2	Seg3	Seg4	Lap Time	km/h	Local Time
		23.959	24.019	23.525			11:16'38.279
1	21.922	22.795	23.622	23.142	1'31.481	296,8	11:18'09.760
2	21.999	22.824	23.308	23.135	1'31.266	293,6	11:19'41.026
3	22.055	29.201	25.109	36.597	1'52.962P	295,2	11:21'33.988
4	2'19.582	25.608	23.771	23.117	3'32.078P		11:25'06.066
5	21.978	22.560	23.338	22.967	1'30.843	296,0	11:26'36.909
6	21.953	22.740	23.328	23.148	1'31.169	296,0	11:28'08.078
7	30.138	24.471	23.983	23.433	1'42.025C	293,6	11:29'50.103
8	23.228	26.321	26.169	23.170	1'38.888	296,0	11:31'28.991

13° 95 T. MACKENZIE [1'30.915]							
Lap	Seg1	Seg2	Seg3	Seg4	Lap Time	km/h	Local Time
		23.912	23.936	23.463			11:16'40.751
1	22.496	23.304	23.776	23.106	1'32.682	292,8	11:18'13.433
2	22.031	22.883	23.463	23.096	1'31.473	292,8	11:19'44.906
3	21.930	30.985	23.892	37.855	1'54.662P	293,6	11:21'39.568
4	2'35.064	23.474	23.682	23.160	3'45.380CP		11:25'24.948
5	22.055	22.686	23.274	22.994	1'31.009	292,0	11:26'55.957
6	21.835	22.896	23.248	22.936	1'30.915	294,4	11:28'26.872
7	29.015	25.124	24.397	23.464	1'42.000C	293,6	11:30'08.872

14° 55 A. LOCATELLI [1'30.957]							
Lap	Seg1	Seg2	Seg3	Seg4	Lap Time	km/h	Local Time
		23.871	23.877	23.161			11:16'53.753
1	21.999	22.744	23.742	23.260	1'31.745	290,5	11:18'25.498
2	21.919	22.650	23.533	23.243	1'31.345	291,2	11:19'56.843
3	24.648	23.870	26.062	35.618	1'50.198CP	291,2	11:21'47.041
4	2'16.604	22.899	23.553	23.141	3'26.197P		11:25'13.238
5	21.954	22.542	23.429	23.032	1'30.957	291,2	11:26'44.195
6	21.908	22.737	23.557	23.144	1'31.346	294,4	11:28'15.541
7	21.991	22.775	23.843	23.530	1'32.139	292,0	11:29'47.680
8	21.947	22.848	23.719	23.280	1'31.794	291,2	11:31'19.474

15° 22 A. LOWES [1'31.092]							
Lap	Seg1	Seg2	Seg3	Seg4	Lap Time	km/h	Local Time
		24.177	23.930	23.062			11:17'17.796
1	21.954	22.614	23.507	23.045	1'31.120	288,2	11:18'48.916
2	50.768	25.396	24.584	35.467	2'16.215CP	289,7	11:21'05.131
3	4'31.845	23.606	23.921	23.168	5'42.540P		11:26'47.671
4	21.901	22.745	23.289	23.157	1'31.092	292,8	11:28'18.763
5	26.668	24.025	24.315	23.262	1'38.270	288,9	11:29'57.033
6	21.969	22.841	23.415	23.205	1'31.430	294,4	11:31'28.463

16° 46 T. BRIDEWELL [1'31.174]							
Lap	Seg1	Seg2	Seg3	Seg4	Lap Time	km/h	Local Time
		23.574	23.910	23.267			11:16'42.655
1	22.042	22.974	23.597	23.072	1'31.685	292,8	11:18'14.340
2	22.045	22.769	23.557	22.965	1'31.336	295,2	11:19'45.676
3	22.197	23.311	24.116	35.608	1'45.232P	296,0	11:21'30.908
4	3'00.314	24.948	27.451	22.983	4'15.696P		11:25'46.604
5	22.007	22.838	25.328	23.031	1'33.204	292,8	11:27'19.808
6	21.953	22.774	23.465	22.982	1'31.174	293,6	11:28'50.982
7	22.968	24.147	25.052	25.905	1'38.072	294,4	11:30'29.054

17° 54 B. SOFUOGLU [1'31.209]							
Lap	Seg1	Seg2	Seg3	Seg4	Lap Time	km/h	Local Time
		23.729	23.956	23.378			11:16'37.719
1	22.088	23.021	23.696	23.211	1'32.016	289,7	11:18'09.735
2	22.322	22.878	23.541	23.054	1'31.795	288,2	11:19'41.530

3	22.077	26.255	24.601	36.881	1'49.814P	289,7	11:21'31.344
4	2'14.127	31.924	26.085	23.146	3'35.282P		11:25'06.626
5	22.001	22.666	23.411	23.131	1'31.209	291,2	11:26'37.835
6	21.944	22.699	23.685	23.241	1'31.569	291,2	11:28'09.404
7	22.129	22.730	23.664	23.233	1'31.756	289,7	11:29'41.160
8	22.090	22.825	23.741	23.303	1'31.959	290,5	11:31'13.119

18° 87 R. GARDNER [1'31.373]							
Lap	Seg1	Seg2	Seg3	Seg4	Lap Time	km/h	Local Time
			23.876	24.331	23.201		11:16'57.458
1	21.923	22.700	23.938	23.192	1'31.753	292,0	11:18'29.211
2	21.962	22.830	23.510	23.071	1'31.373	291,2	11:20'00.584
3	24.359	23.882	23.835	36.936	1'49.012CP	291,2	11:21'49.596
4	2'59.417	24.590	24.916	23.871	4'12.794P		11:26'02.390
5	22.029	22.860	29.002	26.434	1'40.325	288,2	11:27'42.715
6	22.012	22.834	23.633	23.209	1'31.688	287,4	11:29'14.403
7	22.133	27.078	27.464	23.980	1'40.655	285,9	11:30'55.058

19° 13 M. RATO [1'31.960]							
Lap	Seg1	Seg2	Seg3	Seg4	Lap Time	km/h	Local Time
			24.217	24.710	23.479		11:16'39.413
1	27.513	23.338	23.943	23.320	1'38.114C	292,0	11:18'17.527
2	22.266	22.996	23.546	23.171	1'31.979	287,4	11:19'49.506
3	25.843	23.527	23.795	38.130	1'51.295CP	290,5	11:21'40.801
4	2'05.289	23.219	23.608	23.171	3'15.287P		11:24'56.088
5	22.255	22.812	23.570	23.323	1'31.960	289,7	11:26'28.048
6	22.217	23.067	23.676	23.313	1'32.273	286,7	11:27'00.321
7	25.561	25.881	23.744	23.324	1'38.510C	285,9	11:29'38.831
8	22.227	28.395	24.032	23.454	1'38.108	288,2	11:31'16.939

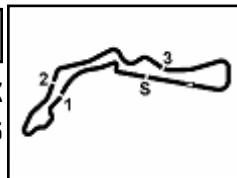
20° 35 S. CHANTRA [1'32.028]							
Lap	Seg1	Seg2	Seg3	Seg4	Lap Time	km/h	Local Time
			24.756	24.112	23.061		11:16'45.937
1	22.286	23.338	23.675	23.086	1'32.385	292,8	11:18'18.322
2	22.442	23.209	23.997	23.182	1'32.830	296,0	11:19'51.152
3	22.441	23.090	23.758	23.239	1'32.528	295,2	11:21'23.680
4	23.879	24.494	24.526	35.696	1'48.595CP	291,2	11:23'12.275
5	2'25.936	24.120	23.946	23.141	3'37.143P		11:26'49.418
6	22.236	23.056	23.638	23.098	1'32.028	295,2	11:28'21.446
7	22.413	24.044	24.172	23.511	1'34.140	292,8	11:29'55.586
8	22.255	23.379	23.797	23.745	1'33.176	291,2	11:31'28.762

21° 92 Y. KUNII [1'33.085]							
Lap	Seg1	Seg2	Seg3	Seg4	Lap Time	km/h	Local Time
			24.675	24.323	23.524		11:16'40.657
1	22.551	23.813	23.861	23.448	1'33.673	292,0	11:18'14.330
2	22.822	23.524	25.044	23.639	1'35.029	289,7	11:19'49.359
3	22.566	23.599	23.754	23.496	1'33.415	291,2	11:21'22.774
4	22.502	23.421	23.907	35.596	1'45.426P	288,2	11:23'08.200
5	2'41.047	25.415	25.706	26.777	3'58.945P		11:27'07.145
6	22.642	23.353	23.679	23.423	1'33.097	290,5	11:28'40.242
7	22.454	23.365	23.879	23.387	1'33.085	288,9	11:30'13.327

16/05/2026 P = Pits In/Out - C = Lap Time Cancelled

These data/results cannot be reproduced, stored and/or transmitted in whole or in part by any manner of electronic, mechanical, photocopying, recording, broadcasting or otherwise now known or herein after developed without the previous express consent by the copyright owner, except for reproduction in daily press and regular printed publications on sale to the public within 60 days of the event related to those data/results and always provided that copyright symbol appears together as follows below.

© DORNA WSBK ORGANIZATION Srl 2026



Autodrom Most 4.212 m

Czech Round, 15-17 May 2026

Best Laps & Speeds

No.	Rider Bike	Nat	Best Lap		FP1		FP2		FP3		SP	
			LL	SPD	LL	SPD	LL	SPD	LL	SPD	LL	SPD
1	11 N. BULEGA Ducati Panigale V4R	ITA	1'29.616 45 300,8		1'31.130 21 300,8		1'30.857 6 295,2		1'30.850 11 297,6		1'29.616 7 298,4	
2	5 Y. MONTELLA Ducati Panigale V4R	ITA	1'29.896 63 298,4		1'31.560 24 298,4		1'31.249 22 295,2		1'30.672 10 294,4		1'29.896 7 296,0	
3	7 I. LECUONA Ducati Panigale V4R	ESP	1'30.111 61 302,5		1'31.443 23 302,5		1'30.999 19 300,0		1'30.330 11 300,8		1'30.111 8 300,0	
4	14 S. LOWES Ducati Panigale V4R	GBR	1'30.339 53 295,2		1'31.388 14 295,2		1'30.933 24 294,4		1'31.369 8 288,2		1'30.339 7 294,4	
5	67 A. SURRA Ducati Panigale V4R	ITA	1'30.388 55 296,8		1'32.479 21 296,8		1'31.555 19 296,8		1'32.169 8 296,0		1'30.388 7 296,0	
6	31 G. GERLOFF Kawasaki ZX-10RR	USA	1'30.417 53 298,4		1'32.010 17 298,4		1'30.791 18 293,6		1'30.800 10 295,2		1'30.417 8 296,8	
7	47 A. BASSANI bimota KB998 Rimini	ITA	1'30.467 59 296,0		1'31.727 21 295,2		1'31.244 21 294,4		1'31.145 10 296,0		1'30.467 7 293,6	
8	34 L. BALDASSARRI Ducati Panigale V4R	ITA	1'30.493 51 296,8		1'31.719 23 296,8		1'31.288 9 294,4		1'31.332 11 293,6		1'30.493 8 296,0	
9	9 D. PETRUCCI BMW M 1000 RR	ITA	1'30.671 55 299,2		1'32.161 18 297,6		1'31.217 21 297,6		1'30.869 9 294,4		1'30.671 7 299,2	
10	62 S. MANZI Yamaha YZF R1	ITA	1'30.758 52 296,0		1'32.408 20 296,0		1'31.763 18 292,0		1'32.320 7 291,2		1'30.758 7 295,2	
11	97 X. VIERGE Yamaha YZF R1	ESP	1'30.836 57 296,8		1'32.436 22 296,8		1'31.543 18 293,6		1'31.125 9 293,6		1'30.836 8 296,8	
12	60 M. VAN DER MARK BMW M 1000 RR	NED	1'30.843 56 298,4		1'32.524 21 298,4		1'31.354 17 296,0		1'32.078 10 295,2		1'30.843 8 296,8	
13	95 T. MACKENZIE Ducati Panigale V4R	GBR	1'30.915 53 296,8		1'32.817 19 296,8		1'31.841 18 296,0		1'31.371 9 294,4		1'30.915 7 294,4	
14	55 A. LOCATELLI Yamaha YZF R1	ITA	1'30.957 51 296,0		1'32.803 20 296,0		1'31.688 15 292,0		1'32.013 8 292,0		1'30.957 8 294,4	
15	22 A. LOWES bimota KB998 Rimini	GBR	1'31.066 36 295,2		1'32.057 5 294,4		1'31.066 19 295,2		1'31.324 6 294,4		1'31.092 6 294,4	
16	46 T. BRIDEWELL Ducati Panigale V4R	GBR	1'31.174 51 298,4		1'32.822 18 298,4		1'32.041 16 296,8		1'31.747 10 294,4		1'31.174 7 296,0	
17	54 B. SOFUOGLU Yamaha YZF R1	TUR	1'31.209 54 292,0		1'31.994 18 292,0		1'31.890 18 292,0		1'31.916 10 290,5		1'31.209 8 291,2	
18	19 A. BAUTISTA Ducati Panigale V4R	ESP	1'31.231 51 301,6		1'32.032 22 301,6		1'31.638 21 301,6		1'31.231 8 296,8			
19	87 R. GARDNER Yamaha YZF R1	AUS	1'31.373 53 296,8		1'32.000 21 296,8		1'31.821 16 291,2		1'31.663 9 292,8		1'31.373 7 292,0	
20	13 M. RATO Yamaha YZF R1	ITA	1'31.960 57 292,0		1'33.321 20 292,0		1'32.636 19 288,2		1'32.489 10 287,4		1'31.960 8 292,0	
21	35 S. CHANTRA Honda CBR1000RR-R SP	THA	1'32.028 65 298,4		1'34.060 26 298,4		1'32.706 22 293,6		1'33.176 9 296,8		1'32.028 8 296,0	
22	92 Y. KUNII Honda CBR1000RR-R SP	JPN	1'33.085 59 293,6		1'34.836 22 293,6		1'33.780 21 292,8		1'33.475 9 293,6		1'33.085 7 292,0	

16/05/2026

These data/results cannot be reproduced, stored and/or transmitted in whole or in part by any manner of electronic, mechanical, photocopying, recording, broadcasting or otherwise now known or herein after developed without the previous express consent by the copyright owner, except for reproduction in daily press and regular printed publications on sale to the public within 60 days of the event related to those data/results and always provided that copyright symbol appears together as follows below.

© DORNA WSBK ORGANIZATION Srl 2026

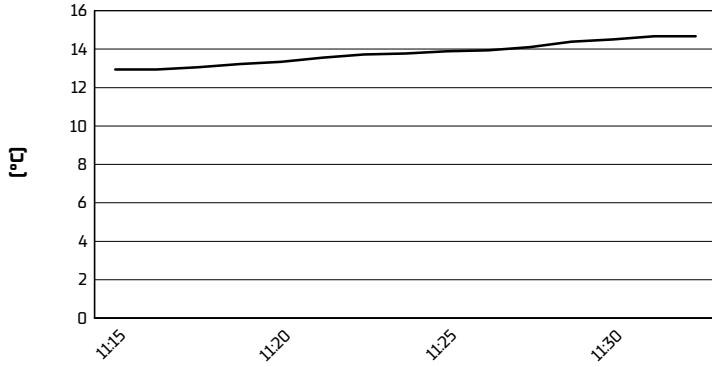
FICR PERUGIA TIMING



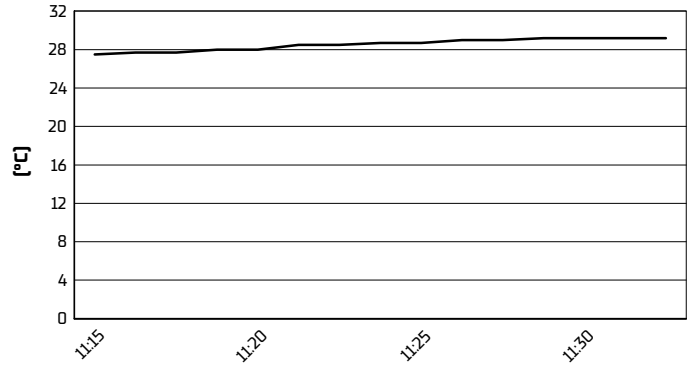
Czech Round, 15-17 May 2026
Weather Report Tissot Superpole

Session started 11:15 - Session ended 11:32


Air Temperature



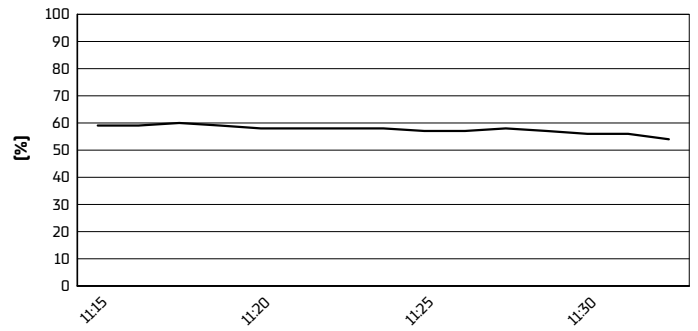
Track Temperature



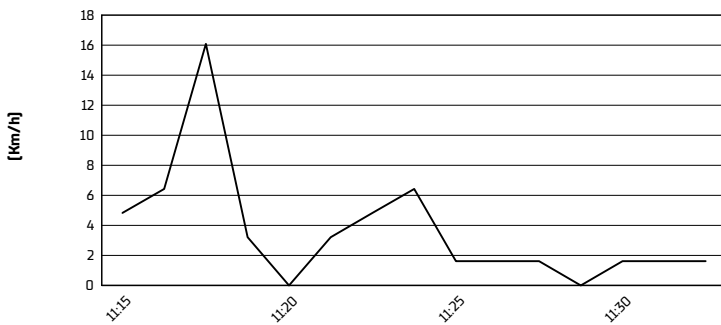
Air Pressure



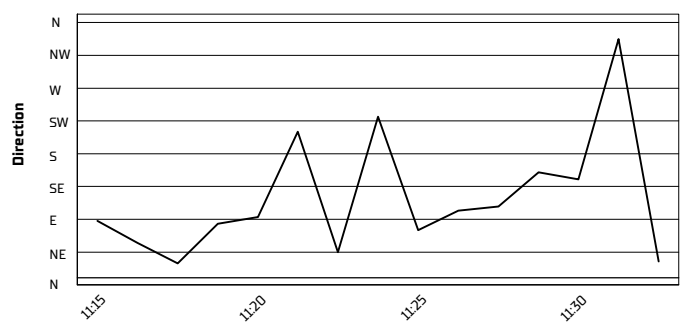
Humidity



Wind Speed



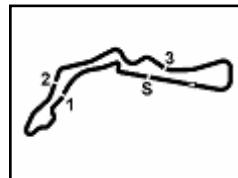
Wind Direction



16/05/2026

These data/results cannot be reproduced, stored and/or transmitted in whole or in part by any manner of electronic, mechanical, photocopying, recording, broadcasting or otherwise now known or herein after developed without the previous express consent by the copyright owner, except for reproduction in daily press and regular printed publications on sale to the public within 60 days of the event related to those data/results and always provided that copyright symbol appears together as follows below.

© DORNA WSBK ORGANIZATION Srl 2026



Autodrom Most 4.212 m

Czech Round, 15-17 May 2026

Starting Grid - Race 1 [22 Laps x 4,212 km = 92,664 km]

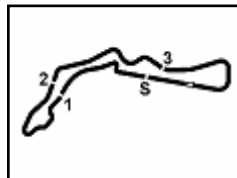
1	1	11 BULEGA N. Ducati 1'29.616	2	5 MONTELLA Y. Ducati 1'29.896	3	7 LECUONA I. Ducati 1'30.111
2	4	14 LOWES S. Ducati 1'30.339	5	67 SURRA A. Ducati 1'30.388	6	31 GERLOFF G. Kawasaki 1'30.417
3	7	47 BASSANI A. bimota 1'30.467	8	34 BALDASSARRI L. Ducati 1'30.493	9	9 PETRUCCI D. BMW 1'30.671
4	10	62 MANZI S. Yamaha 1'30.758	11	97 VIERGE X. Yamaha 1'30.836	12	95 MACKENZIE T. Ducati 1'30.915
5	13	55 LOCATELLI A. Yamaha 1'30.957	14	22 LOWES A. bimota 1'31.092	15	46 BRIDEWELL T. Ducati 1'31.174
6	16	54 SOFUOGLU B. Yamaha 1'31.209	17	87 GARDNER R. Yamaha 1'31.373	18	13 RATO M. Yamaha 1'31.960
7	19	92 KUNII Y. Honda 1'33.085	20	60 VAN DER MARK M. BMW 1'30.843	21	35 CHANTRA S. Honda 1'32.028

N.35 [Chantra S.] has been demoted to the back of the grid - Yellow flag procedure infringement during free practice 3
 N.60 [van der Mark M.] has been demoted to the back of the grid - Yellow flag procedure infringement during free practice 3
 N.19 [Bautista A.] will not take part in the race. Declared unfit after free practice 3

16/05/2026 The Race Director: **Stefano Carloia**

* = Penalized

These data/results cannot be reproduced, stored and/or transmitted in whole or in part by any manner of electronic, mechanical, photocopying, recording, broadcasting or otherwise now known or herein after developed without the previous express consent by the copyright owner, except for reproduction in daily press and regular printed publications on sale to the public within 60 days of the event related to those data/results and always provided that copyright symbol appears together as follows below. © DORNA WSBK ORGANIZATION Srl 2026



Czech Round, 15-17 May 2026

Tissot Superpole Winners

Autodrom Most 4.212 m

	2023	2024	2025	2026
01 Phillip Island	Razgatlioglu (Tur) Yam 1'29.400 (179,0 Km/h)	Bulega (Ita) Duc 1'27.916 (182,0 Km/h)	Bulega (Ita) Duc 1'28.824 (180,2 Km/h)	Bulega (Ita) Duc 1'28.244 (181,3 Km/h)
02 Portimao	Rea (Gbr) Kaw 1'39.620 (165,9 Km/h)	Razgatlioglu (Tur) Bmw 1'39.783 (165,7 Km/h)	Razgatlioglu (Tur) Bmw 1'39.081 (166,8 Km/h)	Bulega (Ita) Duc 1'38.495 (167,8 Km/h)
03 Assen	Bautista (Esp) Duc 1'33.542 (174,8 Km/h)	Rea (Gbr) Yam 1'42.650 (159,3 Km/h)	Lowes (Gbr) Duc 1'32.596 (176,6 Km/h)	Bulega (Ita) Duc 1'32.144 (177,5 Km/h)
04 Balaton			Razgatlioglu (Tur) Bmw 1'38.357 (149,2 Km/h)	Bulega (Ita) Duc 1'38.094 (149,6 Km/h)
05 Most	Razgatlioglu (Tur) Yam 1'30.801 (167,0 Km/h)	Razgatlioglu (Tur) Bmw 1'30.064 (168,4 Km/h)	Razgatlioglu (Tur) Bmw 1'30.397 (167,7 Km/h)	Bulega (Ita) Duc 1'29.616 (169,2 Km/h)
06 Aragon	Rea (Gbr) Kaw 1'47.973 (169,3 Km/h)	Bulega (Ita) Duc 1'47.840 (169,5 Km/h)	Bulega (Ita) Duc 1'47.332 (170,3 Km/h)	
07 Misano	Bautista (Esp) Duc 1'33.017 (157,1 Km/h)	Razgatlioglu (Tur) Bmw 1'32.320 (158,3 Km/h)	Bulega (Ita) Duc 1'31.618 (159,5 Km/h)	
08 Donington	Rea (Gbr) Kaw 1'26.041 (131,8 Km/h)	Razgatlioglu (Tur) Bmw 1'24.629 (134,0 Km/h)	Razgatlioglu (Tur) Bmw 1'24.827 (133,6 Km/h)	
09 Magny-Cours	Gerloff (Usa) Bmw 1'35.453 (159,3 Km/h)	Lowes (Gbr) Kaw 1'51.946 (135,9 Km/h)	Razgatlioglu (Tur) Bmw 1'34.930 (160,2 Km/h)	
10 Cremona		Bulega (Ita) Duc 1'27.953 (154,2 Km/h)	Bulega (Ita) Duc 1'27.866 (154,4 Km/h)	
11 Estoril		Razgatlioglu (Tur) Bmw 1'52.430 (133,9 Km/h)	Razgatlioglu (Tur) Bmw 1'34.203 (159,8 Km/h)	
12 Jerez	Bautista (Esp) Duc 1'38.635 (161,4 Km/h)	Bulega (Ita) Duc 1'37.596 (163,2 Km/h)	Bulega (Ita) Duc 1'36.629 (164,8 Km/h)	

2026

5 N. Bulega

ALL TIMES

51 T. Sykes	7 N. Haga	2 B. Bostrom	1 P. Goddard
44 J. Rea	7 R. Laconi	2 M. Campbell	1 T. Hill
43 T. Corser	6 C. Crutchlow	2 A. Gobert	1 S. Hislop
26 T. Bayliss	6 J. Kocinski	2 A. Lowes	1 J. Hopkins
24 T. Razgatlioglu	5 M. Biaggi	2 M. Lucchinelli	1 I. Jaitovich
21 C. Fogarty	5 D. Giugliano	2 B. Monti	1 T. Kipp
17 D. Polen	4 S. Guintoli	2 Y. Nagai	1 L. Lanzi
16 N. Hodgson	4 E. Laverty	2 M. Neukirchner	1 I. Lecuona
15 C. Edwards	4 M. Melandri	2 S. Redding	1 S. Lowes
14 N. Bulega	4 F. Merkel	2 D. Tardozzi	1 M. Mladin
11 B. Spies	4 J. Toseland	2 A. Yanagawa	1 F. Nieto
10 A. Bautista	3 L. Haslam	1 A. Badovini	1 J. Reynolds
10 C. Checa	3 Y. Kagayama	1 R. Burnett	1 M. Tamada
10 P. Chili	3 S. Martin	1 D. Chandler	1 M. van der Mark
9 R. Roche	3 S. Mertens	1 S. Crafar	1 A. Vieira
8 G. Falappa	3 R. Phillis	1 M. Doohan	1 R. Xaus
8 S. Russell	3 J. Smrz	1 M. Dowson	
8 A. Slight	3 C. Vermeulen	1 M. Fabrizio	
7 C. Davies	2 L. Baz	1 G. Gerloff	

16/05/2026

These data/results cannot be reproduced, stored and/or transmitted in whole or in part by any manner of electronic, mechanical, photocopying, recording, broadcasting or otherwise now known or herein after developed without the previous express consent by the copyright owner, except for reproduction in daily press and regular printed publications on sale to the public within 60 days of the event related to those data/results and always provided that copyright symbol appears together as follows below.

© DORNA WSBK ORGANIZATION Srl 2026

FICR PERUGIA TIMING



Czech Round, 15-17 May 2026

Tissot Superpole Award

	Points	Points From First	Points From Previous	February 22 PHILLIP ISLAND	March 29 PORTIMAO	April 19 ASSEN	May 3 BALATON	May 17 MOST	May 31 ARAGON	June 14 MISANO	July 12 DONINGTON	September 6 MAGNY-COURS	September 27 CREMONA	October 11 ESTORIL	October 18 JEREZ				
1 BULEGA Nicolo (ITA)	108			12 12	12 12	12 12	12 12	12											
2 LECUONA Iker (ESP)	56	52		1	9 9	7 9	5 9	7											
3 MONTELLA Yari (ITA)	49	59	7	9 6	7 4	2	7 5	9											
4 LOWES Sam (GBR)	47	61	2	7 5	5 5	9 7	3	6											
5 LOWES Alex (GBR)	34	74	13	6 7	3 6	4 5	3												
6 BALDASSARRI Lorenzo (ITA)	26	82	8	3 2	2	1	9 7	2											
7 BAUTISTA Alvaro (ESP)	20	88	6	3	1	3 6	1 6												
8 BASSANI Axel (ITA)	19	89	1	5 9	2			3											
9 OLIVEIRA Miguel (POR)	19	89	0		6 7		6												
10 VIERGE Xavi (ESP)	17	91	2	1	4 3	5 4													
11 PETRUCCI Danilo (ITA)	15	93	2	4	1	6 3		1											
12 GERLOFF Garrett (USA)	12	96	3	2 4			2	4											
13 SURRA Alberto (ITA)	11	97	1				2 4	5											
14 LOCATELLI Andrea (ITA)	7	101	4			2 1	4												
15 MACKENZIE Tarran (GBR)	1	107	6				1												

16/05/2026 Odd points columns: Tissot Superpole Even points columns: Tissot Superpole Race

These data/results cannot be reproduced, stored and/or transmitted in whole or in part by any manner of electronic, mechanical, photocopying, recording, broadcasting or otherwise now known or herein after developed without the previous express consent by the copyright owner, except for reproduction in daily press and regular printed publications on sale to the public within 60 days of the event related to those data/results and always provided that copyright symbol appears together as follows below.

© DORNA WSBK ORGANIZATION Srl 2026