

**Czech Round, 15-17 May 2026**  
**Results Race 1**

Laps 19 = 80,028 Km - Time of Race 30'08.886 - Avg. 159,270 km/h

Pos	Grid	No. Rider	Nat	Team	Bike	Class	LL	Gap	Rel.	Fastest Lap	Speed	Qualifying	Speed
1	6	<b>53 V. DEBISE</b>	FRA	EASTROC ZXMOTO Evan Bros Factory	ZXMOTO 820RR		19			1'34.336	262,1	1'33.884	260,2
2	1	<b>61 C. ONCU</b>	TUR	Pata Yamaha Ten Kate Racing	Yamaha YZF-R9		19	<b>0.639</b>	0.639	1'34.497	259,0	1'33.802	263,9
3	3	<b>75 A. ARENAS</b>	ESP	AS BLU CRU Racing Team	Yamaha YZF-R9		19	<b>0.877</b>	0.238	1'34.470	260,8	1'33.897	263,9
4	11	<b>5 J. MASIA</b>	ESP	Orelac Racing Verdnatura	Ducati Panigale V2		19	<b>1.760</b>	0.883	1'34.381	263,3	1'34.510	261,4
5	2	<b>94 L. MAHIAS</b>	FRA	GMT94 Yamaha	Yamaha YZF-R9		19	<b>1.865</b>	0.105	1'34.454	260,8	1'33.852	255,3
6	4	<b>32 O. BAYLISS</b>	AUS	PTR Triumph Factory Racing	Triumph Street Triple 765 RS		19	<b>5.279</b>	3.414	1'34.618	262,1	1'33.991	262,7
7	12	<b>11 M. FERRARI</b>	ITA	WRP Racing	Ducati Panigale V2		19	<b>7.696</b>	2.417	1'34.705	267,2	1'34.605	263,9
8	14	<b>7 F. FARIOLI</b>	ITA	VFT Racing Yamaha	Yamaha YZF-R9		19	<b>9.294</b>	1.598	1'34.804	263,3	1'34.675	257,1
9	15	<b>65 P. OETTL</b>	GER	Feel Racing WorldSSP Team	Ducati Panigale V2		19	<b>14.115</b>	4.821	1'35.018	267,2	1'34.722	260,2
10	9	<b>43 S. JESPERSEN</b>	DEN	EAB Racing Team	Ducati Panigale V2		19	<b>14.120</b>	0.005	1'35.213	265,2	1'34.265	263,9
11	18	<b>16 A. ZACCONE</b>	ITA	Ecosantagata Althea Racing Team	Ducati Panigale V2		19	<b>14.127</b>	0.007	1'35.094	267,2	1'34.776	266,5
12	10	<b>64 F. CARICASULO</b>	ITA	EASTROC ZXMOTO Evan Bros Factory	ZXMOTO 820RR		19	<b>14.462</b>	0.335	1'35.196	263,3	1'34.294	259,6
13	17	<b>52 J. ALCOBA</b>	ESP	Kawasaki WorldSSP Team	Kawasaki ZX-6R 636		19	<b>14.550</b>	0.088	1'35.135	262,1	1'34.341	260,2
14	13	<b>50 O. VOSTATEK</b>	CZE	Compos Racing Team	Triumph Street Triple 765 RS		19	<b>14.659</b>	0.109	1'34.963	265,9	1'34.657	256,5
15	19	<b>70 J. WHATLEY</b>	GBR	Orelac Racing Verdnatura	Ducati Panigale V2		19	<b>21.457</b>	6.798	1'35.480	263,3	1'35.190	259,6
16	21	<b>6 C. PEROLARI</b>	FRA	Honda Racing World Supersport	Honda CBR600RR	*	19	<b>22.439</b>	0.982	1'35.117	260,2	1'35.435	257,1
17	16	<b>3 R. DE ROSA</b>	ITA	QJMOTOR Factory Racing	QJMOTOR SRK 800 RS	*	19	<b>22.493</b>	0.054	1'35.386	263,3	1'34.736	257,7
18	26	<b>77 D. AEGERTER</b>	SUI	Kawasaki WorldSSP Team	Kawasaki ZX-6R 636		19	<b>23.210</b>	0.717	1'35.390	265,2	1'34.913	260,8
19	25	<b>31 Y. OKAMOTO</b>	JPN	Pata Yamaha Ten Kate Racing	Yamaha YZF-R9		19	<b>25.067</b>	1.857	1'35.634	263,3	1'35.649	256,5
20	20	<b>25 O. KONIG</b>	CZE	Compos Racing Team	Triumph Street Triple 765 RS		19	<b>25.201</b>	0.134	1'35.684	262,7	1'35.195	259,0
21	22	<b>24 M. RAMIREZ</b>	ESP	QJMOTOR Factory Racing	QJMOTOR SRK 800 RS	*	19	<b>26.710</b>	1.509	1'35.429	263,9	1'35.552	255,9
22	33	<b>40 M. CASADEI</b>	ITA	D34G WorldSSP Racing Team	Ducati Panigale V2		19	<b>26.869</b>	0.159	1'35.279	265,2		252,4
23	28	<b>20 X. CARDELUS</b>	AND	Cerba Yamaha Racing Team	Yamaha YZF-R9		19	<b>29.363</b>	2.494	1'35.649	260,2	1'35.892	255,9
24	27	<b>91 B. JIMENEZ</b>	ESP	WRP Racing	Ducati Panigale V2		19	<b>30.563</b>	1.200	1'35.593	262,1	1'35.831	257,7
25	23	<b>10 L. TACCINI</b>	ITA	Ecosantagata Althea Racing Team	Ducati Panigale V2		19	<b>32.565</b>	2.002	1'35.644	265,2	1'35.608	260,8
26	7	<b>69 T. BOOTH-AMOS</b>	GBR	PTR Triumph Factory Racing	Triumph Street Triple 765 RS		19	<b>41.639</b>	9.074	1'34.583	266,5	1'34.198	258,4
27	30	<b>73 J. CRETARO</b>	ITA	Flembo by Racing Development	MV Augusta F3 800 RR		19	<b>43.073</b>	1.434	1'36.026	258,4	1'36.634	260,2
28	29	<b>88 A. GIOMBINI</b>	ITA	Motozoo by Madforce Dubai	MV Augusta F3 800 RR		19	<b>46.269</b>	3.196	1'36.220	259,6	1'36.096	259,6
29	32	<b>54 R. ROSSI</b>	ITA	Renzi Corse	Ducati Panigale V2		19	<b>55.327</b>	9.058	1'37.050	259,0	1'36.727	255,9
30	31	<b>22 A. CARRASCO</b>	ESP	Honda Racing World Supersport	Honda CBR600RR	*	19	<b>55.370</b>	0.043	1'37.361	258,4	1'36.703	256,5
31	8	<b>57 A. MAHENDRA</b>	INA	AS BLU CRU Racing Team	Yamaha YZF-R9		18	<b>1 Lap</b>	1 Lap	1'34.678	260,8	1'34.215	260,2
<b>Not Classified</b>													
RET	5	<b>37 R. GARCIA</b>	ESP	GMT94 Yamaha	Yamaha YZF-R9		14	<b>5 Laps</b>		1'34.509	261,4	1'34.125	255,9
RET	24	<b>19 A. KOFLER</b>	AUT	Motorsport Kofler	Yamaha YZF-R9	*	5	<b>14 Laps</b>		1'35.603	262,1	1'34.765	257,1

AIR	Humidity:	48%	Temp:	15°C
TRACK	Condition:	Dry	Temp:	31°C

Records	Pole [SP]	2026	C.Oncu	1'33.802	161,651 Km/h
	Race [RC2]	2025	J.Masia	1'34.338	160,733 Km/h
	All Times [SP]	2026	C.Oncu	1'33.802	161,651 Km/h
Race Fastest Lap	[New Record]	Lap 19	V.Debise	1'34.336	160,736 Km/h

LAP LEADERS				
No. Rider	From	To	Laps	Total
<b>94 L. MAHIAS</b>	1	1	1	1
<b>61 C. ONCU</b>	2	4	3	3
<b>75 A. ARENAS</b>	5	6	2	2
<b>37 R. GARCIA</b>	7	7	1	1
<b>53 V. DEBISE</b>	8	19	12	12

TOTAL LEADER LAPS			
No. Rider	Laps		
<b>53 V. DEBISE</b>	52	<b>57 A. MAHENDRA</b>	1
<b>61 C. ONCU</b>	39		
<b>75 A. ARENAS</b>	23		
<b>5 J. MASIA</b>	21		
<b>37 R. GARCIA</b>	11		
<b>94 L. MAHIAS</b>	4		
<b>65 P. OETTL</b>	3		
<b>16 A. ZACCONE</b>	1		

Start 12:30 End 13:03 The results are provisional until the end of the time limit for protests and appeals and the completion of the technical checks.

Clerk Of The Course: **Marcel Putsche**

16/05/2026 Publication Time: **13:13**

These data/results cannot be reproduced, stored and/or transmitted in whole or in part by any manner of electronic, mechanical, photocopying, recording, broadcasting or otherwise now known or herein after developed without the previous express consent by the copyright owner, except for reproduction in daily press and regular printed publications on sale to the public within 60 days of the event related to those data/results and always provided that copyright symbol appears together as follows below.

© DORNA WSBK ORGANIZATION Srl 2026

**Czech Round, 15-17 May 2026**  
**Results Race 1**

\* WorldSSP Challenge

**Race Highlights**

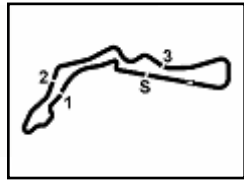
Time	No. Rider	Description
12.15.00		Sighting Lap Started
12.15.44	<b>88 A. GIOMBINI</b>	#88 Crashed - Turn 2
12.16.11	<b>88 A. GIOMBINI</b>	#88 Rejoined
12.27.58		Warm Up Lap Started
12.30.56		Start of Session
12.33.17		No Jump Starts
12.34.32		Yellow Flag Out - Turn 10-11
12.34.40		Yellow Flag Out - Turn 10-11
12.34.46	<b>57 A. MAHENDRA</b>	#57 Crashed - Turn 10
12.34.49		Yellow Flag In - Turn 10-11
12.34.49		Riders Under Yellow Flag at Turn 10-11: #10 #19 #3 #50 #25 #6 #31 #77 #24 #40 #20 #91 #88 #73 #22 #54 #57
12.34.51	<b>57 A. MAHENDRA</b>	#57 Rejoined
12.35.30	<b>69 T. BOOTH-AMOS</b>	#69 Lap Time Cancelled [1'36.443] - Exceeded Track Limits - Turn 1
12.35.31	<b>16 A. ZACCONE</b>	#16 Lap Time Cancelled [1'36.245] - Exceeded Track Limits - Turn 1
12.35.57	<b>69 T. BOOTH-AMOS</b>	#69 Course Cutting at Turn 1 - No Further Action
12.35.57	<b>16 A. ZACCONE</b>	#16 Course Cutting at Turn 1 - No Further Action
12.36.29	<b>70 J. WHATLEY</b>	#70 Course Cutting at Turn 1 - No Further Action
12.37.09	<b>70 J. WHATLEY</b>	#70 Lap Time Cancelled [1'36.523] - Exceeded Track Limits - Turn 1
12.40.14		Yellow Flag Out - Turn 20
12.40.22	<b>19 A. KOFLER</b>	#19 Crashed - Turn 21
12.40.26		Yellow Flag Out - Turn 1
12.40.34	<b>69 T. BOOTH-AMOS</b>	#69 Crashed - Turn 1
12.40.44	<b>69 T. BOOTH-AMOS</b>	#69 Rejoined
12.40.45		Yellow Flag Out - Turn 20
12.40.45		Yellow Flag In - Turn 1
12.40.45		Riders Under Yellow Flag at Turn 1: #6 #25 #31 #77 #40 #20 #24 #91 #73 #88 #57 #22 #54
12.40.57	<b>32 O. BAYLISS</b>	#32 Lap Time Cancelled [1'35.094] - Exceeded Track Limits - Turn 13
12.40.59	<b>19 A. KOFLER</b>	#19 Not Actively Competing
12.41.17		Yellow Flag In - Turn 20
12.41.17		Riders Under Yellow Flag at Turn 20: #57 #22 #54
12.43.24	<b>19 A. KOFLER</b>	#19 Medical Centre
12.44.15	<b>73 J. CRETARO</b>	#73 Course Cutting at Turn 1 - No Further Action
12.45.19	<b>57 A. MAHENDRA</b>	#57 Entered Pit Lane
12.45.19	<b>73 J. CRETARO</b>	#73 Lap Time Cancelled [1'39.350] - Exceeded Track Limits - Turn 1
12.46.35	<b>94 L. MAHIAS</b>	#94 Lap Time Cancelled [1'34.776] - Exceeded Track Limits - Turn 2
12.47.00	<b>5 J. MASIA</b>	#5 Lap Time Cancelled [1'34.885] - Exceeded Track Limits - Turn 2
12.47.36	<b>57 A. MAHENDRA</b>	#57 Exited Pit Lane
12.48.19	<b>61 C. ONCU</b>	#61 Lap Time Cancelled [1'34.882] - Exceeded Track Limits - Turn 13
12.49.46		2/3 of Race Distance Completed
12.52.45	<b>37 R. GARCIA</b>	#37 Technical Problem - Rider is slowing down
12.53.03	<b>37 R. GARCIA</b>	#37 Entered Pit Lane
12.56.14	<b>37 R. GARCIA</b>	#37 Retired
12.57.52	<b>16 A. ZACCONE</b>	#16 Lap Time Cancelled [1'35.473] - Exceeded Track Limits - Turn 2
13.01.38		Podium Confirmed
13.09.49		End of Session

Start 16/05/2026 12:30 End 13:03 The results are provisional until the end of the time limit for protests and appeals and the completion of the technical checks.

Clerk Of The Course: **Marcel Putsche**  
Publication Time: **13:13**

These data/results cannot be reproduced, stored and/or transmitted in whole or in part by any manner of electronic, mechanical, photocopying, recording, broadcasting or otherwise now known or herein after developed without the previous express consent by the copyright owner, except for reproduction in daily press and regular printed publications on sale to the public within 60 days of the event related to those data/results and always provided that copyright symbol appears together as follows below.

© DORNA WSBK ORGANIZATION Srl 2026



Autodrom Most 4.212 m

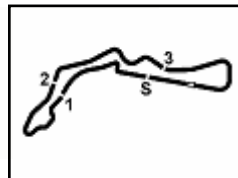
**Czech Round, 15-17 May 2026**  
**Riders Standings**

	Points	Points From First	Points From Previous	February 22 PHILLIP ISLAND	March 29 PORTIMAO	April 19 ASSEN	May 3 BALATON	May 17 MOST	May 31 ARAGON	June 14 MISANO	July 12 DONINGTON	September 6 MAGNY-COURS	September 27 CREMONA	October 11 ESTORIL	October 18 JEREZ			
1 <b>ARENAS</b> Albert [ESP]	<b>166</b>			13 25 4 1	11 16 2 2	20 20 2 2	20 25 1 1	16 1										
2 <b>MASIA</b> Jaume [ESP]	<b>130</b>	36		25 6 1 2	20 20 1 1	25 10 1 1	11 2	13 2										
3 <b>DEBISE</b> Valentin [FRA]	<b>122</b>	44	8		25 25 6 3	13 9 3 4	25 3	25 3										
4 <b>ONCU</b> Can [TUR]	<b>108</b>	58	14	11 11 5 6	8 10	6 16 8 8	16 20 6 5	20 5										
5 <b>OETTL</b> Philipp [GER]	<b>96</b>	70	12	20 5 2 4	10 10 3 4	9 25 4 3	10 4	7 4										
6 <b>MAHIAS</b> Lucas [FRA]	<b>76</b>	90	20	8 13	16 13 8 6	11 6 5 5	5 6 6 6	11 6										
7 <b>ALCOBA</b> Jeremy [ESP]	<b>68</b>	98	8	6 7 10 10	6 9 12 9	7 8 9 8	13 9 7 6	3 7										
8 <b>FERRARI</b> Matteo [ITA]	<b>65</b>	101	3	10 16 6 3	1 5	2 3 10 11	11 13 10 10	9 8										
9 <b>ZACCONE</b> Alessandro [ITA]	<b>58</b>	108	7	8 9 8 8	8 6 6 7	8 11 7 7	3 5 8 11	5 9										
10 <b>GARCIA</b> Roberto [ESP]	<b>57</b>	109	1	7 10 9 8	13 11 4 5	6 9	16 11	10 8										
11 <b>BOOTH-AMOS</b> Tom [GBR]	<b>57</b>	109	0	1 19	4 4 20 15	16 13 11 10	9 10 9 8	10 10										
12 <b>MAHENDRA</b> Aldi [INA]	<b>41</b>	125	16	3 20 13 5	9 11	1 2 12 12	7 8 12 12	12 12										
13 <b>JESPERSEN</b> Simon [DEN]	<b>40</b>	126	1	4 12	3 2 17 15	5 5 16 14	8 7 13 13	6 13										
14 <b>BAYLISS</b> Oli [AUS]	<b>30</b>	136	10	16 4 3 7	11 12	13 13	15 16	14										
15 <b>CASADEI</b> Mattia [ITA]	<b>26</b>	140	4		5 21	3 7 22 17	6 5 14 14	15										
16 <b>FARIOLI</b> Filippo [ITA]	<b>22</b>	144	4	1 3 15 15	2 18 20	4 4 18 18	8 18 19	16										
17 <b>AEGERTER</b> Dominique [SUI]	<b>21</b>	145	1		5 20 21	10 1 15 15	4 1 15 15	17										
18 <b>VOSTATEK</b> Ondrej [CZE]	<b>18</b>	148	3	9 7	14 15	19 20	3 4 20 17	2 18										
19 <b>PEROLARI</b> Corentin [FRA]	<b>16</b>	150	2		9 7 14 13	14 15	17 17	19										
20 <b>CARICASULO</b> Federico [ITA]	<b>14</b>	152	2	2 14	7 14 15	19 20	1 4 22 22	20										
21 <b>WHATLEY</b> Josh [GBR]	<b>14</b>	152	0	5 11	1 3 14 15	19 20	2 2 21 20	1 20										
22 <b>GIOMBINI</b> Andrea [ITA]	<b>13</b>	153	1	13 10	13 14	17 19	19 20	22										
23 <b>CARDELUS</b> Xavi [AND]	<b>2</b>	164	11	2 17	22 23	23 23	23 23	23										

16/05/2026 First Line: Championship Standings - Second Line: Ranking Progression

These data/results cannot be reproduced, stored and/or transmitted in whole or in part by any manner of electronic, mechanical, photocopying, recording, broadcasting or otherwise now known or herein after developed without the previous express consent by the copyright owner, except for reproduction in daily press and regular printed publications on sale to the public within 60 days of the event related to those data/results and always provided that copyright symbol appears together as follows below.

© DORNA WSBK ORGANIZATION Srl 2026



Autodrom Most 4.212 m

**Czech Round, 15-17 May 2026**  
**Riders Standings**

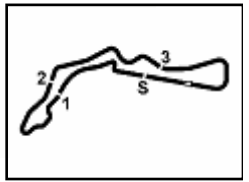
Points	Points From First	Points From Previous	WorldSSP Challenge															
			March 29 <b>PORTIMAO</b>	April 19 <b>ASSEN</b>	May 3 <b>BALATON</b>	May 17 <b>MOST</b>	May 31 <b>ARAGON</b>	June 14 <b>MISANO</b>	July 12 <b>DONINGTON</b>	September 6 <b>MAGNY-COURS</b>	September 27 <b>CREMONA</b>	October 11 <b>ESTORIL</b>	October 18 <b>JEREZ</b>					
<b>1 PEROLARI</b> Corentin (FRA)	<b>16</b>		<b>9</b> 1	<b>7</b> 1														

16/05/2026 First Line: Championship Standings - Second Line: Ranking Progression

These data/results cannot be reproduced, stored and/or transmitted in whole or in part by any manner of electronic, mechanical, photocopying, recording, broadcasting or otherwise now known or herein after developed without the previous express consent by the copyright owner, except for reproduction in daily press and regular printed publications on sale to the public within 60 days of the event related to those data/results and always provided that copyright symbol appears together as follows below.

© DORNA WSBK ORGANIZATION Srl 2026





Autodrom Most 4.212 m

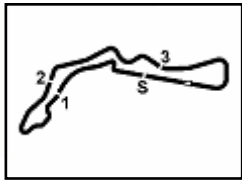
**Czech Round, 15-17 May 2026**  
**Manufacturers Standings**

	Points	Points From First	Points From Previous	February 22 PHILLIP ISLAND		March 29 PORTIMAO		April 19 ASSEN		May 3 BALATON		May 17 MOST		May 31 ARAGON		June 14 MISANO		July 12 DONINGTON		September 6 MAGNY-COURS		September 27 CREMONA		October 11 ESTORIL		October 18 JEREZ						
				1	2	1	2	1	2	1	2	1	2	1	2	1	2	1	2	1	2	1	2	1	2	1	2	1	2			
1	<b>YAMAHA</b>	<b>175</b>		13	25	16	16	20	20	20	25	20																				
				3	2	2	2	2	2	2	1	1																				
2	<b>DUCATI</b>	<b>168</b>	7	25	16	20	20	25	25	11	13	13																				
				1	1	1	1	1	1	1	1	2																				
3	<b>ZXMOTO</b>	<b>124</b>	51	44	2	25	25	13	9	25	25	25																				
					5	3	3	3	3	3	3	3																				
4	<b>TRIUMPH</b>	<b>86</b>	89	38	16	4	4	16	13	9	10	10																				
					2	3	4	4	4	4	4	4																				
5	<b>KAWASAKI</b>	<b>71</b>	104	15	6	7	6	10	8	13	9	3																				
					4	4	5	5	5	5	5	5																				
6	<b>HONDA</b>	<b>16</b>	159	55		9	7																									
						7	6	6	6	6	6	6																				
7	<b>MV AGUSTA</b>	<b>13</b>	162	3	13			7	7	7	7	7																				
					4	6	7	7	7	7	7	7																				

16/05/2026 First Line: Championship Standings - Second Line: Ranking Progression

These data/results cannot be reproduced, stored and/or transmitted in whole or in part by any manner of electronic, mechanical, photocopying, recording, broadcasting or otherwise now known or herein after developed without the previous express consent by the copyright owner, except for reproduction in daily press and regular printed publications on sale to the public within 60 days of the event related to those data/results and always provided that copyright symbol appears together as follows below.

© DORNA WSBK ORGANIZATION Srl 2026



**Czech Round, 15-17 May 2026**  
**Teams Standings**

Autodrom Most 4.212 m

	February 22 PHILLIP ISLAND	March 29 PORTIMAO	April 19 ASSEN	May 3 BALATON	May 17 MOST	May 31 ARAGON	June 14 MISANO	July 12 DONINGTON	September 6 MAGNY-COURS	September 27 CREMONA	October 11 ESTORIL	October 18 JEREZ							
<b>1 AS BLU CRU Racing Team</b>	<b>207</b>																		
ARENAS Albert	166	13	25	11	16	20	20	20	25	16									
MAHENDRA Aldi	41	3	20			1	2	7	8										
<b>2 Orelac Racing Verdnatura</b>	<b>144 [-63]</b>																		
MASIA Jaume	130	25	6	20	20	25	10		11	13									
WHATLEY Josh	14	5		1	3			2	2	1									
<b>3 EASTROC ZXMMOTO Evan Bros Factory</b>	<b>136 [-71]</b>																		
DEBISE Valentin	122			25	25	13	9	25		25									
CARICASULO Federico	14	2		7				1		4									
<b>4 GMT94 Yamaha</b>	<b>133 [-74]</b>																		
MAHIAS Lucas	76		8	16	13	11	6	5	6	11									
GARCIA Roberto	57	7	10	13	11					16									
<b>5 Pata Yamaha Ten Kate Racing</b>	<b>108 [-99]</b>																		
ONCU Can	108	11	11		8	6	16	16	20	20									
<b>6 Feel Racing WorldSSP Team</b>	<b>96 [-111]</b>																		
DETTL Philipp	96	20	5	10	10	9	25	10		7									
<b>7 Kawasaki WorldSSP Team</b>	<b>89 [-118]</b>																		
ALCOBA Jeremy	68	6	7	6	9	7	8	13	9	3									
AEGERTER Dominique	21			5		10	1	4	1										
<b>8 PTR Triumph Factory Racing</b>	<b>87 [-120]</b>																		
BOOTH-AMOS Tom	57		1	4	4	16	13	9	10										
BAYLISS Oli	30	16	4							10									
<b>9 WRP Racing</b>	<b>65 [-142]</b>																		
FERRARI Matteo	65	10	16		1	2	3	11	13	9									
<b>10 Ecosantagata Althea Racing Team</b>	<b>58 [-149]</b>																		
ZACCONE Alessandro	58	8	9	8	6	8	11		3	5									
<b>11 EAB Racing Team</b>	<b>40 [-167]</b>																		
JESPERSEN Simon	40	4		3	2	5	5	8	7	6									
<b>12 D34G WorldSSP Racing Team</b>	<b>26 [-181]</b>																		
CASADEI Mattia	26			5	3	7	6	5											
<b>13 VFT Racing Yamaha</b>	<b>22 [-185]</b>																		
FARIOLI Filippo	22	1	3	2		4	4			8									
<b>14 Compos Racing Team</b>	<b>18 [-189]</b>																		
VDSTATEK Ondrej	18	9						3	4	2									
<b>15 Honda Racing World Supersport</b>	<b>16 [-191]</b>																		
PEROLARI Corentin	16			9	7														
<b>16 Motozoo by Madforce Dubai</b>	<b>13 [-194]</b>																		
GIOMBINI Andrea	13		13																
<b>17 Cerba Yamaha Racing Team</b>	<b>2 [-205]</b>																		
CARDELUS Xavi	2		2																

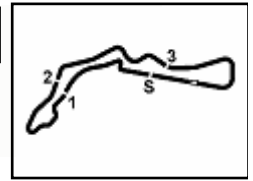
16/05/2026

These data/results cannot be reproduced, stored and/or transmitted in whole or in part by any manner of electronic, mechanical, photocopying, recording, broadcasting or otherwise now known or herein after developed without the previous express consent by the copyright owner, except for reproduction in daily press and regular printed publications on sale to the public within 60 days of the event related to those data/results and always provided that copyright symbol appears together as follows below.

© DORNA WSBK ORGANIZATION Srl 2026

FICR PERUGIA TIMING





Autodrom Most 4.212 m

**Czech Round, 15-17 May 2026**  
**Pirelli Best Lap Award**

	Points	Points From First	Points From Previous	February 22 <b>PHILLIP ISLAND</b>	March 29 <b>PORTIMAO</b>	April 19 <b>ASSEN</b>	May 3 <b>BALATON</b>	May 17 <b>MOST</b>	May 31 <b>ARAGON</b>	June 14 <b>MISANO</b>	July 12 <b>DONINGTON</b>	September 6 <b>MAGNY-COURS</b>	September 27 <b>CREMONA</b>	October 11 <b>ESTORIL</b>	October 18 <b>JEREZ</b>			
<b>1 DEBISE</b> Valentin (FRA)	<b>2</b>				<b>1</b>			<b>1</b>										
<b>2 MASIA</b> Jaume (ESP)	<b>2</b>	<b>0</b>		<b>1</b>			<b>1</b>											
<b>3 ARENAS</b> Albert (ESP)	<b>2</b>	<b>0</b>	<b>0</b>			<b>1</b>	<b>1</b>											
<b>4 BOOTH-AMOS</b> Tom (GBR)	<b>1</b>	<b>1</b>	<b>1</b>			<b>1</b>												
<b>5 MAHIAS</b> Lucas (FRA)	<b>1</b>	<b>1</b>	<b>0</b>		<b>1</b>													
<b>6 BAYLISS</b> Oli (AUS)	<b>1</b>	<b>1</b>	<b>0</b>	<b>1</b>														

16/05/2026 First Line: Race 1 & 2

These data/results cannot be reproduced, stored and/or transmitted in whole or in part by any manner of electronic, mechanical, photocopying, recording, broadcasting or otherwise now known or herein after developed without the previous express consent by the copyright owner, except for reproduction in daily press and regular printed publications on sale to the public within 60 days of the event related to those data/results and always provided that copyright symbol appears together as follows below.

© DORNA WSBK ORGANIZATION Srl 2026

**Czech Round, 15-17 May 2026**  
**Best Sectors & Speed Race 1**

RESULTS			
1	<b>53</b> V. DEBISE	ZXMOTO 820RR	Laps 19
2	<b>61</b> C. ONCU	Yamaha YZF-R9	0.639
3	<b>75</b> A. ARENAS	Yamaha YZF-R9	0.877
4	<b>5</b> J. MASIA	Ducati Panigale V2	1.760
5	<b>94</b> L. MAHIAS	Yamaha YZF-R9	1.865
6	<b>32</b> D. BAYLISS	Triumph Street Triple 765 RS	5.279
7	<b>11</b> M. FERRARI	Ducati Panigale V2	7.696
8	<b>7</b> F. FARIOLI	Yamaha YZF-R9	9.294
9	<b>65</b> P. OETTL	Ducati Panigale V2	14.115
10	<b>43</b> S. JESPERSEN	Ducati Panigale V2	14.120
11	<b>16</b> A. ZACCONE	Ducati Panigale V2	14.127
12	<b>64</b> F. CARICASULO	ZXMOTO 820RR	14.462
13	<b>52</b> J. ALCOBA	Kawasaki ZX-6R 636	14.550
14	<b>50</b> D. VOSTATEK	Triumph Street Triple 765 RS	14.659
15	<b>70</b> J. WHATLEY	Ducati Panigale V2	21.457
16	<b>6</b> C. PEROLARI	Honda CBR600RR	22.439
17	<b>3</b> R. DE ROSA	QJMOTOR SRK 800 RS	22.943
18	<b>77</b> D. AEGERTER	Kawasaki ZX-6R 636	23.210
19	<b>31</b> Y. OKAMOTO	Yamaha YZF-R9	25.067
20	<b>25</b> D. KONIG	Triumph Street Triple 765 RS	25.201
21	<b>24</b> M. RAMIREZ	QJMOTOR SRK 800 RS	26.710
22	<b>40</b> M. CASADEI	Ducati Panigale V2	26.869
23	<b>20</b> X. CARDELLUS	Yamaha YZF-R9	29.363
24	<b>91</b> B. JIMENEZ	Ducati Panigale V2	30.563
25	<b>10</b> L. TACCINI	Ducati Panigale V2	32.565
26	<b>69</b> T. BOOTH-AMOS	Triumph Street Triple 765 RS	41.639
27	<b>73</b> J. CRETARO	MV Agusta F3 800 RR	43.073
28	<b>88</b> A. GIOMBINI	MV Agusta F3 800 RR	46.269
29	<b>54</b> R. ROSSI	Ducati Panigale V2	55.327
30	<b>22</b> A. CARRASCO	Honda CBR600RR	55.370
31	<b>57</b> A. MAHENDRA	Yamaha YZF-R9	1 Lap
RET	<b>37</b> R. GARCIA	Yamaha YZF-R9	5 Laps
RET	<b>19</b> A. KOFLER	Yamaha YZF-R9	14 Laps

SPEED			
1	<b>11</b> M. FERRARI	Ducati Panigale V2	267,2
2	<b>65</b> P. OETTL	Ducati Panigale V2	267,2
3	<b>16</b> A. ZACCONE	Ducati Panigale V2	267,2
4	<b>69</b> T. BOOTH-AMOS	Triumph Street Triple 765 RS	266,5
5	<b>50</b> D. VOSTATEK	Triumph Street Triple 765 RS	265,9
6	<b>77</b> D. AEGERTER	Kawasaki ZX-6R 636	265,2
7	<b>43</b> S. JESPERSEN	Ducati Panigale V2	265,2
8	<b>40</b> M. CASADEI	Ducati Panigale V2	265,2
9	<b>10</b> L. TACCINI	Ducati Panigale V2	265,2
10	<b>24</b> M. RAMIREZ	QJMOTOR SRK 800 RS	263,9
11	<b>3</b> R. DE ROSA	QJMOTOR SRK 800 RS	263,3
12	<b>70</b> J. WHATLEY	Ducati Panigale V2	263,3
13	<b>31</b> Y. OKAMOTO	Yamaha YZF-R9	263,3
14	<b>7</b> F. FARIOLI	Yamaha YZF-R9	263,3
15	<b>64</b> F. CARICASULO	ZXMOTO 820RR	263,3
16	<b>5</b> J. MASIA	Ducati Panigale V2	263,3
17	<b>25</b> D. KONIG	Triumph Street Triple 765 RS	262,7
18	<b>32</b> D. BAYLISS	Triumph Street Triple 765 RS	262,1
19	<b>52</b> J. ALCOBA	Kawasaki ZX-6R 636	262,1
20	<b>53</b> V. DEBISE	ZXMOTO 820RR	262,1
21	<b>19</b> A. KOFLER	Yamaha YZF-R9	262,1
22	<b>91</b> B. JIMENEZ	Ducati Panigale V2	262,1
23	<b>37</b> R. GARCIA	Yamaha YZF-R9	261,4
24	<b>57</b> A. MAHENDRA	Yamaha YZF-R9	260,8
25	<b>75</b> A. ARENAS	Yamaha YZF-R9	260,8
26	<b>94</b> L. MAHIAS	Yamaha YZF-R9	260,8
27	<b>6</b> C. PEROLARI	Honda CBR600RR	260,2
28	<b>20</b> X. CARDELLUS	Yamaha YZF-R9	260,2
29	<b>88</b> A. GIOMBINI	MV Agusta F3 800 RR	259,6
30	<b>54</b> R. ROSSI	Ducati Panigale V2	259,0
31	<b>61</b> C. ONCU	Yamaha YZF-R9	259,0
32	<b>22</b> A. CARRASCO	Honda CBR600RR	258,4
33	<b>73</b> J. CRETARO	MV Agusta F3 800 RR	258,4

SEG. 1		SEG. 2		SEG. 3		SEG. 4		
1	<b>53</b> V. DEBISE	22.994	1	<b>32</b> D. BAYLISS	23.322	1	<b>69</b> T. BOOTH-AMOS	23.714
2	<b>5</b> J. MASIA	23.046	2	<b>37</b> R. GARCIA	23.336	2	<b>61</b> C. ONCU	23.858
3	<b>61</b> C. ONCU	23.054	3	<b>53</b> V. DEBISE	23.370	3	<b>94</b> L. MAHIAS	23.761
4	<b>11</b> M. FERRARI	23.054	4	<b>61</b> C. ONCU	23.384	4	<b>57</b> A. MAHENDRA	23.777
5	<b>37</b> R. GARCIA	23.061	5	<b>75</b> A. ARENAS	23.395	5	<b>75</b> A. ARENAS	23.787
6	<b>94</b> L. MAHIAS	23.094	6	<b>94</b> L. MAHIAS	23.413	6	<b>53</b> V. DEBISE	23.793
7	<b>32</b> D. BAYLISS	23.114	7	<b>5</b> J. MASIA	23.426	7	<b>5</b> J. MASIA	23.848
8	<b>65</b> P. OETTL	23.118	8	<b>50</b> D. VOSTATEK	23.443	8	<b>32</b> D. BAYLISS	23.868
9	<b>57</b> A. MAHENDRA	23.143	9	<b>7</b> F. FARIOLI	23.467	9	<b>69</b> T. BOOTH-AMOS	23.914
10	<b>75</b> A. ARENAS	23.153	10	<b>57</b> A. MAHENDRA	23.473	10	<b>7</b> F. FARIOLI	23.924
11	<b>10</b> L. TACCINI	23.156	11	<b>11</b> M. FERRARI	23.495	11	<b>43</b> S. JESPERSEN	23.955
12	<b>7</b> F. FARIOLI	23.181	12	<b>52</b> J. ALCOBA	23.516	12	<b>3</b> R. DE ROSA	23.979
13	<b>16</b> A. ZACCONE	23.183	13	<b>40</b> M. CASADEI	23.531	13	<b>50</b> D. VOSTATEK	23.984
14	<b>69</b> T. BOOTH-AMOS	23.197	14	<b>69</b> T. BOOTH-AMOS	23.536	14	<b>16</b> A. ZACCONE	23.991
15	<b>50</b> D. VOSTATEK	23.202	15	<b>16</b> A. ZACCONE	23.566	15	<b>65</b> P. OETTL	24.015
16	<b>43</b> S. JESPERSEN	23.214	16	<b>6</b> C. PEROLARI	23.575	16	<b>64</b> F. CARICASULO	24.017
17	<b>64</b> F. CARICASULO	23.223	17	<b>64</b> F. CARICASULO	23.576	17	<b>11</b> M. FERRARI	24.040
18	<b>77</b> D. AEGERTER	23.227	18	<b>43</b> S. JESPERSEN	23.591	18	<b>70</b> J. WHATLEY	24.041
19	<b>91</b> B. JIMENEZ	23.239	19	<b>77</b> D. AEGERTER	23.597	19	<b>31</b> Y. OKAMOTO	24.062
20	<b>52</b> J. ALCOBA	23.260	20	<b>65</b> P. OETTL	23.598	20	<b>19</b> A. KOFLER	24.065
21	<b>70</b> J. WHATLEY	23.308	21	<b>91</b> B. JIMENEZ	23.626	21	<b>6</b> C. PEROLARI	24.074
22	<b>6</b> C. PEROLARI	23.336	22	<b>10</b> L. TACCINI	23.641	22	<b>52</b> J. ALCOBA	24.091
23	<b>25</b> D. KONIG	23.341	23	<b>24</b> M. RAMIREZ	23.646	23	<b>20</b> X. CARDELLUS	24.104
24	<b>20</b> X. CARDELLUS	23.367	24	<b>70</b> J. WHATLEY	23.668	24	<b>25</b> D. KONIG	24.116
25	<b>3</b> R. DE ROSA	23.367	25	<b>3</b> R. DE ROSA	23.673	25	<b>91</b> B. JIMENEZ	24.157
26	<b>24</b> M. RAMIREZ	23.370	26	<b>31</b> Y. OKAMOTO	23.679	26	<b>40</b> M. CASADEI	24.166
27	<b>40</b> M. CASADEI	23.408	27	<b>25</b> D. KONIG	23.688	27	<b>24</b> M. RAMIREZ	24.170
28	<b>19</b> A. KOFLER	23.450	28	<b>19</b> A. KOFLER	23.720	28	<b>77</b> D. AEGERTER	24.191
29	<b>73</b> J. CRETARO	23.472	29	<b>20</b> X. CARDELLUS	23.720	29	<b>88</b> A. GIOMBINI	24.338
30	<b>31</b> Y. OKAMOTO	23.483	30	<b>73</b> J. CRETARO	23.748	30	<b>10</b> L. TACCINI	24.352
31	<b>88</b> A. GIOMBINI	23.551	31	<b>88</b> A. GIOMBINI	23.873	31	<b>73</b> J. CRETARO	24.469
32	<b>54</b> R. ROSSI	23.594	32	<b>54</b> R. ROSSI	24.069	32	<b>54</b> R. ROSSI	24.627
33	<b>22</b> A. CARRASCO	23.739	33	<b>22</b> A. CARRASCO	24.157	33	<b>22</b> A. CARRASCO	24.640

16/05/2026

These data/results cannot be reproduced, stored and/or transmitted in whole or in part by any manner of electronic, mechanical, photocopying, recording, broadcasting or otherwise now known or herein after developed without the previous express consent by the copyright owner, except for reproduction in daily press and regular printed publications on sale to the public within 60 days of the event related to those data/results and always provided that copyright symbol appears together as follows below.

© DORNA WSBK ORGANIZATION Srl 2026

**Czech Round, 15-17 May 2026**  
**Lap Chart Race 1**

		Lap																		
		1	2	3	4	5	6	7	8	9	10	11	12	13	14	15	16	17	18	19
1	94	61	61	61	75	75	37	53	53	53	53	53	53	53	53	53	53	53	53	53
2	61	37	37	37	37	37	75	61	61	61	61	61	61	61	61	61	61	61	61	61
3	37	94	94	75	61	61	61	75	37	37	37	37	37	75	75	75	75	75	75	75
4	75	75	75	94	94	94	53	37	75	75	75	75	75	94	94	94	94	94	94	5
5	53	53	53	53	53	53	94	94	32	94	94	94	94	5	5	5	5	5	5	94
6	32	69	32	32	69	69	32	32	94	32	32	32	32	32	32	32	32	32	32	32
7	69	32	7	7	32	32	7	5	5	5	5	5	5	11	11	11	11	11	11	11
8	57	57	43	69	7	7	5	7	7	7	7	7	7	7	7	7	7	7	7	7
9	7	7	69	43	5	5	11	11	11	11	11	11	11	11	65	65	65	65	65	65
10	43	43	5	11	11	11	43	43	43	16	16	16	16	65	64	64	64	64	43	43
11	11	11	11	5	16	43	16	16	16	43	43	64	16	16	16	43	43	64	16	16
12	16	16	16	16	43	16	64	64	64	64	64	65	64	43	43	16	16	16	16	64
13	5	5	64	52	52	52	52	52	52	52	65	43	43	52	52	52	52	52	52	52
14	64	64	52	64	64	64	65	65	65	65	52	52	52	50	50	50	50	50	50	50
15	70	52	70	10	65	65	10	10	50	50	50	50	50	6	6	6	70	70	70	70
16	52	70	65	65	70	10	70	50	70	70	70	70	70	70	70	70	6	6	6	6
17	65	65	10	70	10	70	50	70	6	6	6	6	6	3	3	3	3	3	3	3
18	10	10	19	19	19	3	3	3	10	3	3	3	3	31	31	77	77	77	77	77
19	19	19	3	3	3	50	6	6	3	10	10	31	31	40	77	31	31	31	31	31
20	3	3	50	50	50	6	25	25	31	31	31	40	40	77	25	25	25	25	25	25
21	6	50	25	25	6	25	31	31	77	77	40	77	77	25	40	40	24	24	24	24
22	50	25	6	6	25	31	77	77	25	40	77	25	25	24	24	24	40	40	40	40
23	25	6	31	31	31	77	40	40	40	25	25	24	24	20	20	20	20	20	20	20
24	31	31	77	77	77	40	20	20	20	20	20	20	20	10	10	91	91	91	91	91
25	77	77	40	40	40	20	24	24	24	24	24	10	10	91	91	10	10	10	10	10
26	24	24	24	24	24	24	91	91	91	91	91	91	91	37	73	73	73	69	69	69
27	91	40	20	20	20	91	73	73	88	88	88	88	73	73	88	88	88	73	73	73
28	40	91	91	91	91	73	88	88	73	73	73	73	88	88	69	69	69	88	88	88
29	20	20	88	88	88	88	57	57	22	22	22	22	69	69	22	22	22	22	54	54
30	88	88	73	73	73	57	22	22	54	54	54	69	69	54	54	54	54	54	54	22
31	73	73	22	22	22	22	54	54	69	69	69	54	54	54	54	57	57	57	57	57
32	22	22	54	54	54	54	69	69	57	57	57	57	57	57	57	57	57	57	57	57
33	54	54	57	57	57	57	57	57	57	57	57	57	57	57	57	57	57	57	57	57

Final Result		
1	<b>53</b> V. DEBISE	Laps 19
2	<b>61</b> C. ONCU	0.639
3	<b>75</b> A. ARENAS	0.877
4	<b>5</b> J. MASIA	1.760
5	<b>94</b> L. MAHIAS	1.865
6	<b>32</b> D. BAYLISS	5.279
7	<b>11</b> M. FERRARI	7.696
8	<b>7</b> F. FARIOLI	9.294
9	<b>65</b> P. OETTL	14.115
10	<b>43</b> S. JESPERSEN	14.120
11	<b>16</b> A. ZACCONE	14.127
12	<b>64</b> F. CARICASULO	14.462
13	<b>52</b> J. ALCOBA	14.550
14	<b>50</b> D. VOSTATEK	14.659
15	<b>70</b> J. WHATLEY	21.457
16	<b>6</b> C. PEROLARI	22.439
17	<b>3</b> R. DE ROSA	22.493
18	<b>77</b> D. AEGERTER	23.210
19	<b>31</b> Y. OKAMOTO	25.067
20	<b>25</b> D. KONIG	25.201
21	<b>24</b> M. RAMIREZ	26.710
22	<b>40</b> M. CASADEI	26.869
23	<b>20</b> X. CARDELUS	29.363
24	<b>91</b> B. JIMENEZ	30.563
25	<b>10</b> L. TACCINI	32.565
26	<b>69</b> T. BOOTH-AMOS	41.639
27	<b>73</b> J. CRETARO	43.073
28	<b>88</b> A. GIOMBINI	46.269
29	<b>54</b> R. ROSSI	55.327
30	<b>22</b> A. CARRASCO	55.370
RET	<b>57</b> A. MAHENDRA	1 Lap
RET	<b>37</b> R. GARCIA	5 Laps
RET	<b>19</b> A. KOFLER	14 Laps

16/05/2026

These data/results cannot be reproduced, stored and/or transmitted in whole or in part by any manner of electronic, mechanical, photocopying, recording, broadcasting or otherwise now known or herein after developed without the previous express consent by the copyright owner, except for reproduction in daily press and regular printed publications on sale to the public within 60 days of the event related to those data/results and always provided that copyright symbol appears together as follows below.

© DORNA WSBK ORGANIZATION Srl 2026

**Czech Round, 15-17 May 2026**  
**Lap Chart Race 1**

2 / 6

Lap 1		
1	94	L.Mahias 1'40.626
2	61	C.Oncu 0.092
3	37	R.Garcia 0.149
4	75	A.Arenas 0.422
5	53	V.Debise 0.479
6	32	O.Bayliss 0.648
7	69	T.Booth-Amos 0.743
8	57	A.Mahendra 0.986
9	7	F.Farioli 1.263
10	43	S.Jespersen 1.471
11	11	M.Ferrari 1.792
12	16	A.Zacccone 1.958
13	5	J.Masia 2.265
14	64	F.Caricasulo 2.638
15	70	J.Whatley 2.734
16	52	J.Alcoba 2.847
17	65	P.Oettl 3.122
18	10	L.Taccini 3.342
19	19	A.Kofler 3.562
20	3	R.De Rosa 4.460
21	6	C.Perolari 4.592
22	50	O.Vostatek 5.075
23	25	O.Konig 5.204
24	31	Y.Okamoto 5.262
25	77	D.Aegerter 5.759
26	24	M.Ramirez 5.801
27	91	B.Jimenez 6.117
28	40	M.Casadei 6.212
29	20	X.Cardelus 6.368
30	88	A.Giombini 6.732
31	73	J.Cretaro 7.016
32	22	A.Carrasco 7.268
33	54	R.Rossi 7.615

3	94	L.Mahias 0.228
4	75	A.Arenas 0.269
5	53	V.Debise 0.551
6	32	O.Bayliss 0.754
7	7	F.Farioli 1.056
8	43	S.Jespersen 1.740
9	69	T.Booth-Amos 1.781
10	5	J.Masia 2.066
11	11	M.Ferrari 2.127
12	16	A.Zacccone 2.887
13	64	F.Caricasulo 3.786
14	52	J.Alcoba 3.825
15	70	J.Whatley 4.115
16	65	P.Oettl 4.180
17	10	L.Taccini 4.450
18	19	A.Kofler 4.592
19	3	R.De Rosa 4.955
20	50	O.Vostatek 5.359
21	25	O.Konig 6.178
22	6	C.Perolari 6.272
23	31	Y.Okamoto 6.564
24	77	D.Aegerter 7.149
25	40	M.Casadei 7.787
26	24	M.Ramirez 7.889
27	20	X.Cardelus 8.131
28	91	B.Jimenez 8.527
29	88	A.Giombini 9.097
30	73	J.Cretaro 9.738
31	22	A.Carrasco 11.355
32	54	R.Rossi 11.641
33	57	A.Mahendra 17.970

6	69	T.Booth-Amos 0.909
7	32	O.Bayliss 1.014
8	7	F.Farioli 1.731
9	5	J.Masia 2.433
10	11	M.Ferrari 2.473
11	16	A.Zacccone 4.082
12	43	S.Jespersen 4.201
13	52	J.Alcoba 4.513
14	64	F.Caricasulo 4.650
15	65	P.Oettl 5.756
16	70	J.Whatley 6.093
17	10	L.Taccini 6.115
18	19	A.Kofler 6.238
19	3	R.De Rosa 6.491
20	50	O.Vostatek 6.665
21	6	C.Perolari 7.493
22	25	O.Konig 7.725
23	31	Y.Okamoto 8.078
24	77	D.Aegerter 8.477
25	40	M.Casadei 8.850
26	24	M.Ramirez 9.186
27	20	X.Cardelus 9.322
28	91	B.Jimenez 9.837
29	88	A.Giombini 11.785
30	73	J.Cretaro 11.830
31	22	A.Carrasco 16.197
32	54	R.Rossi 18.303
33	57	A.Mahendra 18.396

10	43	S.Jespersen 4.593
11	16	A.Zacccone 4.862
12	64	F.Caricasulo 5.400
13	52	J.Alcoba 5.470
14	65	P.Oettl 5.614
15	10	L.Taccini 7.595
16	70	J.Whatley 7.710
17	50	O.Vostatek 7.838
18	3	R.De Rosa 7.952
19	6	C.Perolari 8.339
20	25	O.Konig 9.165
21	31	Y.Okamoto 9.515
22	77	D.Aegerter 9.933
23	40	M.Casadei 10.150
24	20	X.Cardelus 10.783
25	24	M.Ramirez 11.231
26	91	B.Jimenez 12.014
27	73	J.Cretaro 14.694
28	88	A.Giombini 14.894
29	57	A.Mahendra 18.885
30	22	A.Carrasco 21.077
31	54	R.Rossi 22.828
32	69	T.Booth-Amos 29.737

Lap 2		
1	61	C.Oncu 3'15.917
2	37	R.Garcia 0.048
3	94	L.Mahias 0.191
4	75	A.Arenas 0.487
5	53	V.Debise 0.589
6	69	T.Booth-Amos 0.807
7	32	O.Bayliss 1.029
8	57	A.Mahendra 1.156
9	7	F.Farioli 1.556
10	43	S.Jespersen 1.675
11	11	M.Ferrari 1.970
12	16	A.Zacccone 2.111
13	5	J.Masia 2.772
14	64	F.Caricasulo 3.427
15	52	J.Alcoba 3.563
16	70	J.Whatley 3.745
17	65	P.Oettl 3.834
18	10	L.Taccini 4.101
19	19	A.Kofler 4.207
20	3	R.De Rosa 4.607
21	50	O.Vostatek 5.335
22	25	O.Konig 5.623
23	6	C.Perolari 5.775
24	31	Y.Okamoto 5.930
25	77	D.Aegerter 6.737
26	24	M.Ramirez 6.866
27	40	M.Casadei 7.061
28	91	B.Jimenez 7.537
29	20	X.Cardelus 7.590
30	88	A.Giombini 8.266
31	73	J.Cretaro 8.612
32	22	A.Carrasco 9.373
33	54	R.Rossi 9.727

Lap 4		
1	61	C.Oncu 6'26.818
2	37	R.Garcia 0.025
3	75	A.Arenas 0.157
4	94	L.Mahias 0.251
5	53	V.Debise 0.360
6	32	O.Bayliss 0.638
7	7	F.Farioli 0.832
8	69	T.Booth-Amos 0.932
9	43	S.Jespersen 1.891
10	11	M.Ferrari 1.945
11	5	J.Masia 2.189
12	16	A.Zacccone 2.754
13	52	J.Alcoba 3.705
14	64	F.Caricasulo 3.864
15	10	L.Taccini 4.779
16	65	P.Oettl 4.912
17	70	J.Whatley 5.206
18	19	A.Kofler 5.331
19	3	R.De Rosa 5.561
20	50	O.Vostatek 5.770
21	25	O.Konig 6.474
22	6	C.Perolari 6.536
23	31	Y.Okamoto 6.899
24	77	D.Aegerter 7.528
25	40	M.Casadei 7.634
26	24	M.Ramirez 7.886
27	20	X.Cardelus 8.348
28	91	B.Jimenez 8.940
29	88	A.Giombini 9.885
30	73	J.Cretaro 10.500
31	22	A.Carrasco 13.284
32	54	R.Rossi 13.368
33	57	A.Mahendra 17.819

Lap 6		
1	75	A.Arenas 9'36.391
2	37	R.Garcia 0.222
3	61	C.Oncu 0.262
4	94	L.Mahias 0.542
5	53	V.Debise 0.777
6	69	T.Booth-Amos 0.984
7	32	O.Bayliss 1.231
8	7	F.Farioli 1.666
9	5	J.Masia 2.755
10	11	M.Ferrari 2.799
11	43	S.Jespersen 4.537
12	16	A.Zacccone 4.584
13	52	J.Alcoba 5.097
14	64	F.Caricasulo 5.258
15	65	P.Oettl 5.897
16	10	L.Taccini 6.882
17	70	J.Whatley 6.970
18	3	R.De Rosa 7.242
19	50	O.Vostatek 7.437
20	6	C.Perolari 8.062
21	25	O.Konig 8.834
22	31	Y.Okamoto 8.958
23	77	D.Aegerter 9.424
24	40	M.Casadei 9.607
25	20	X.Cardelus 10.275
26	24	M.Ramirez 10.584
27	91	B.Jimenez 11.365
28	73	J.Cretaro 13.397
29	88	A.Giombini 13.728
30	57	A.Mahendra 18.814
31	22	A.Carrasco 19.038
32	54	R.Rossi 20.588

Lap 8		
1	53	V.Debise 12'47.309
2	61	C.Oncu 0.124
3	75	A.Arenas 0.267
4	37	R.Garcia 0.332
5	94	L.Mahias 0.504
6	32	O.Bayliss 0.711
7	5	J.Masia 1.202
8	7	F.Farioli 1.443
9	11	M.Ferrari 2.304
10	43	S.Jespersen 4.468
11	16	A.Zacccone 4.607
12	64	F.Caricasulo 5.045
13	52	J.Alcoba 5.407
14	65	P.Oettl 5.567
15	10	L.Taccini 8.302
16	50	O.Vostatek 8.373
17	70	J.Whatley 8.473
18	3	R.De Rosa 8.525
19	6	C.Perolari 8.650
20	25	O.Konig 9.761
21	31	Y.Okamoto 9.856
22	77	D.Aegerter 10.199
23	40	M.Casadei 10.335
24	20	X.Cardelus 10.946
25	24	M.Ramirez 11.653
26	91	B.Jimenez 12.241
27	73	J.Cretaro 15.680
28	88	A.Giombini 15.955
29	57	A.Mahendra 18.438
30	22	A.Carrasco 23.104
31	54	R.Rossi 24.441
32	69	T.Booth-Amos 30.865

Lap 3		
1	61	C.Oncu 4'51.386
2	37	R.Garcia 0.045

Lap 5		
1	75	A.Arenas 8'01.514
2	37	R.Garcia 0.039
3	61	C.Oncu 0.349
4	94	L.Mahias 0.485
5	53	V.Debise 0.769

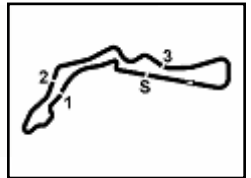
Lap 7		
1	37	R.Garcia 11'11.758
2	75	A.Arenas 0.043
3	61	C.Oncu 0.111
4	53	V.Debise 0.228
5	94	L.Mahias 0.381
6	32	O.Bayliss 0.638
7	7	F.Farioli 1.103
8	5	J.Masia 1.769
9	11	M.Ferrari 2.646

Lap 9		
1	53	V.Debise 14'22.310
2	61	C.Oncu 0.153
3	37	R.Garcia 0.312
4	75	A.Arenas 0.768
5	32	O.Bayliss 1.178
6	94	L.Mahias 1.325
7	5	J.Masia 1.501
8	7	F.Farioli 1.762
9	11	M.Ferrari 2.371
10	43	S.Jespersen 5.108
11	16	A.Zacccone 5.134
12	64	F.Caricasulo 5.545
13	52	J.Alcoba 5.733
14	65	P.Oettl 5.947

16/05/2026

These data/results cannot be reproduced, stored and/or transmitted in whole or in part by any manner of electronic, mechanical, photocopying, recording, broadcasting or otherwise now known or herein after developed without the previous express consent by the copyright owner, except for reproduction in daily press and regular printed publications on sale to the public within 60 days of the event related to those data/results and always provided that copyright symbol appears together as follows below.

© DORNA WSBK ORGANIZATION Srl 2026



Autodrom Most 4.212 m

**Czech Round, 15-17 May 2026**  
**Lap Chart Race 1**

3 / 6

15	<b>50</b> O.Vostatek	9.346	20	<b>31</b> Y.Okamoto	14.418
16	<b>70</b> J.Whatley	9.553	21	<b>40</b> M.Casadei	14.461
17	<b>6</b> C.Perolari	10.065	22	<b>77</b> D.Aegerter	14.583
18	<b>10</b> L.Taccini	10.296	23	<b>25</b> O.Konig	14.843
19	<b>3</b> R.De Rosa	10.342	24	<b>20</b> X.Cardelus	15.074
20	<b>31</b> Y.Okamoto	10.687	25	<b>24</b> M.Ramirez	15.158
21	<b>77</b> D.Aegerter	11.923	26	<b>91</b> B.Jimenez	15.671
22	<b>25</b> O.Konig	12.001	27	<b>88</b> A.Giombini	24.083
23	<b>40</b> M.Casadei	12.079	28	<b>73</b> J.Cretaro	24.690
24	<b>20</b> X.Cardelus	12.239	29	<b>22</b> A.Carrasco	31.170
25	<b>24</b> M.Ramirez	12.554	30	<b>54</b> R.Rossi	32.365
26	<b>91</b> B.Jimenez	12.997	31	<b>69</b> T.Booth-Amos	33.314
27	<b>88</b> A.Giombini	18.508	32	<b>57</b> A.Mahendra	
28	<b>73</b> J.Cretaro	20.029			
29	<b>22</b> A.Carrasco	25.515			
30	<b>54</b> R.Rossi	27.015			
31	<b>69</b> T.Booth-Amos	31.599			
32	<b>57</b> A.Mahendra	32.387			

**Lap 12**

1	<b>53</b> V.Debise	19'06.359
2	<b>61</b> C.Oncu	0.284
3	<b>37</b> R.Garcia	0.517
4	<b>75</b> A.Arenas	0.894
5	<b>94</b> L.Mahias	1.233
6	<b>32</b> O.Bayliss	1.489
7	<b>5</b> J.Masia	1.672
8	<b>7</b> F.Farioli	2.696
9	<b>11</b> M.Ferrari	3.289
10	<b>16</b> A.Zacccone	7.026
11	<b>64</b> F.Caricasulo	7.533
12	<b>65</b> P.Oettl	7.613
13	<b>43</b> S.Jespersen	7.741
14	<b>52</b> J.Alcoba	8.655
15	<b>50</b> O.Vostatek	10.836
16	<b>70</b> J.Whatley	12.290
17	<b>6</b> C.Perolari	12.365
18	<b>3</b> R.De Rosa	12.598
19	<b>31</b> Y.Okamoto	15.311
20	<b>40</b> M.Casadei	15.601
21	<b>77</b> D.Aegerter	15.914
22	<b>25</b> O.Konig	16.034
23	<b>24</b> M.Ramirez	16.220
24	<b>20</b> X.Cardelus	16.821
25	<b>10</b> L.Taccini	17.920
26	<b>91</b> B.Jimenez	18.087
27	<b>88</b> A.Giombini	26.914
28	<b>73</b> J.Cretaro	26.978
29	<b>22</b> A.Carrasco	34.084
30	<b>69</b> T.Booth-Amos	34.129
31	<b>54</b> R.Rossi	34.945
32	<b>57</b> A.Mahendra	

**Lap 13**

1	<b>53</b> V.Debise	20'41.043
2	<b>61</b> C.Oncu	0.148
3	<b>37</b> R.Garcia	0.342
4	<b>75</b> A.Arenas	0.680
5	<b>94</b> L.Mahias	1.217
6	<b>32</b> O.Bayliss	1.489
7	<b>5</b> J.Masia	1.640
8	<b>7</b> F.Farioli	3.124
9	<b>11</b> M.Ferrari	3.310
10	<b>65</b> P.Oettl	8.302
11	<b>16</b> A.Zacccone	8.364
12	<b>64</b> F.Caricasulo	8.404
13	<b>43</b> S.Jespersen	8.646
14	<b>52</b> J.Alcoba	9.627
15	<b>50</b> O.Vostatek	11.446
16	<b>70</b> J.Whatley	13.688
17	<b>6</b> C.Perolari	13.746
18	<b>3</b> R.De Rosa	14.026
19	<b>31</b> Y.Okamoto	16.405
20	<b>40</b> M.Casadei	16.865
21	<b>77</b> D.Aegerter	17.288
22	<b>25</b> O.Konig	17.401
23	<b>24</b> M.Ramirez	17.688
24	<b>20</b> X.Cardelus	18.257

**Lap 10**

1	<b>53</b> V.Debise	15'57.019
2	<b>61</b> C.Oncu	0.080
3	<b>37</b> R.Garcia	0.276
4	<b>75</b> A.Arenas	0.711
5	<b>94</b> L.Mahias	1.392
6	<b>32</b> O.Bayliss	1.499
7	<b>5</b> J.Masia	1.677
8	<b>7</b> F.Farioli	2.158
9	<b>11</b> M.Ferrari	2.715
10	<b>16</b> A.Zacccone	5.519
11	<b>43</b> S.Jespersen	6.029
12	<b>64</b> F.Caricasulo	6.203
13	<b>52</b> J.Alcoba	6.415
14	<b>65</b> P.Oettl	6.537
15	<b>50</b> O.Vostatek	9.954
16	<b>70</b> J.Whatley	10.420
17	<b>6</b> C.Perolari	10.473
18	<b>3</b> R.De Rosa	11.019
19	<b>10</b> L.Taccini	12.114
20	<b>31</b> Y.Okamoto	12.219
21	<b>77</b> D.Aegerter	12.774
22	<b>40</b> M.Casadei	12.843
23	<b>25</b> O.Konig	13.333
24	<b>20</b> X.Cardelus	13.707
25	<b>24</b> M.Ramirez	13.941
26	<b>91</b> B.Jimenez	14.470
27	<b>88</b> A.Giombini	21.150
28	<b>73</b> J.Cretaro	22.452
29	<b>22</b> A.Carrasco	28.246
30	<b>54</b> R.Rossi	29.632
31	<b>69</b> T.Booth-Amos	32.321
32	<b>57</b> A.Mahendra	

**Lap 11**

1	<b>53</b> V.Debise	17'31.618
2	<b>61</b> C.Oncu	0.363
3	<b>37</b> R.Garcia	0.561
4	<b>75</b> A.Arenas	0.851
5	<b>94</b> L.Mahias	1.317
6	<b>32</b> O.Bayliss	1.518
7	<b>5</b> J.Masia	1.830
8	<b>7</b> F.Farioli	2.496
9	<b>11</b> M.Ferrari	3.134
10	<b>16</b> A.Zacccone	6.305
11	<b>43</b> S.Jespersen	6.655
12	<b>64</b> F.Caricasulo	6.857
13	<b>65</b> P.Oettl	7.163
14	<b>52</b> J.Alcoba	7.644
15	<b>50</b> O.Vostatek	10.481
16	<b>70</b> J.Whatley	11.301
17	<b>6</b> C.Perolari	11.467
18	<b>3</b> R.De Rosa	11.893
19	<b>10</b> L.Taccini	14.334

25	<b>10</b> L.Taccini	19.638
26	<b>91</b> B.Jimenez	19.775
27	<b>73</b> J.Cretaro	29.457
28	<b>88</b> A.Giombini	29.772
29	<b>69</b> T.Booth-Amos	35.587
30	<b>22</b> A.Carrasco	36.868
31	<b>54</b> R.Rossi	37.311
32	<b>57</b> A.Mahendra	

**Lap 14**

1	<b>53</b> V.Debise	22'15.785
2	<b>61</b> C.Oncu	0.290
3	<b>75</b> A.Arenas	0.734
4	<b>94</b> L.Mahias	1.263
5	<b>5</b> J.Masia	1.634
6	<b>32</b> O.Bayliss	1.771
7	<b>11</b> M.Ferrari	4.061
8	<b>7</b> F.Farioli	4.214
9	<b>65</b> P.Oettl	9.021
10	<b>64</b> F.Caricasulo	9.541
11	<b>16</b> A.Zacccone	9.666
12	<b>43</b> S.Jespersen	9.816
13	<b>52</b> J.Alcoba	10.517
14	<b>50</b> O.Vostatek	11.962
15	<b>6</b> C.Perolari	14.914
16	<b>70</b> J.Whatley	15.472
17	<b>3</b> R.De Rosa	15.708
18	<b>31</b> Y.Okamoto	17.835
19	<b>40</b> M.Casadei	18.194
20	<b>77</b> D.Aegerter	18.358
21	<b>25</b> O.Konig	18.524
22	<b>24</b> M.Ramirez	19.067
23	<b>20</b> X.Cardelus	19.938
24	<b>10</b> L.Taccini	21.404
25	<b>91</b> B.Jimenez	21.482
26	<b>37</b> R.Garcia	23.551
27	<b>73</b> J.Cretaro	31.813
28	<b>88</b> A.Giombini	32.176
29	<b>69</b> T.Booth-Amos	36.746
30	<b>22</b> A.Carrasco	39.706
31	<b>54</b> R.Rossi	40.256
32	<b>57</b> A.Mahendra	

**Lap 15**

1	<b>53</b> V.Debise	23'50.480
2	<b>61</b> C.Oncu	0.272
3	<b>75</b> A.Arenas	0.753
4	<b>94</b> L.Mahias	1.269
5	<b>5</b> J.Masia	1.568
6	<b>32</b> O.Bayliss	1.864
7	<b>11</b> M.Ferrari	4.830
8	<b>7</b> F.Farioli	5.372
9	<b>65</b> P.Oettl	9.870
10	<b>64</b> F.Caricasulo	10.140
11	<b>16</b> A.Zacccone	10.355
12	<b>43</b> S.Jespersen	10.495
13	<b>52</b> J.Alcoba	11.051
14	<b>50</b> O.Vostatek	12.474
15	<b>6</b> C.Perolari	16.183
16	<b>70</b> J.Whatley	16.466
17	<b>3</b> R.De Rosa	16.673
18	<b>31</b> Y.Okamoto	19.242
19	<b>77</b> D.Aegerter	19.473
20	<b>25</b> O.Konig	19.929
21	<b>40</b> M.Casadei	20.055
22	<b>24</b> M.Ramirez	20.436
23	<b>20</b> X.Cardelus	21.210
24	<b>10</b> L.Taccini	23.330
25	<b>91</b> B.Jimenez	23.592
26	<b>73</b> J.Cretaro	34.261
27	<b>88</b> A.Giombini	34.572
28	<b>69</b> T.Booth-Amos	38.049
29	<b>22</b> A.Carrasco	42.527

**Lap 16**

1	<b>53</b> V.Debise	25'25.097
2	<b>61</b> C.Oncu	0.152
3	<b>75</b> A.Arenas	0.678
4	<b>94</b> L.Mahias	1.262
5	<b>5</b> J.Masia	1.522
6	<b>32</b> O.Bayliss	2.644
7	<b>11</b> M.Ferrari	5.294
8	<b>7</b> F.Farioli	6.108
9	<b>65</b> P.Oettl	10.658
10	<b>64</b> F.Caricasulo	10.755
11	<b>43</b> S.Jespersen	11.195
12	<b>16</b> A.Zacccone	11.211
13	<b>52</b> J.Alcoba	11.871
14	<b>50</b> O.Vostatek	12.988
15	<b>6</b> C.Perolari	17.617
16	<b>70</b> J.Whatley	17.725
17	<b>3</b> R.De Rosa	18.026
18	<b>77</b> D.Aegerter	20.477
19	<b>31</b> Y.Okamoto	20.826
20	<b>25</b> O.Konig	20.996
21	<b>40</b> M.Casadei	21.923
22	<b>24</b> M.Ramirez	21.995
23	<b>20</b> X.Cardelus	22.441
24	<b>91</b> B.Jimenez	25.634
25	<b>10</b> L.Taccini	25.901
26	<b>73</b> J.Cretaro	36.416
27	<b>88</b> A.Giombini	37.090
28	<b>69</b> T.Booth-Amos	39.087
29	<b>22</b> A.Carrasco	45.570
30	<b>54</b> R.Rossi	45.987
31	<b>57</b> A.Mahendra	

**Lap 17**

1	<b>53</b> V.Debise	26'59.824
2	<b>61</b> C.Oncu	0.251
3	<b>75</b> A.Arenas	0.551
4	<b>94</b> L.Mahias	0.989
5	<b>5</b> J.Masia	1.260
6	<b>32</b> O.Bayliss	3.048
7	<b>11</b> M.Ferrari	5.768
8	<b>7</b> F.Farioli	6.775
9	<b>65</b> P.Oettl	11.527
10	<b>64</b> F.Caricasulo	11.644
11	<b>43</b> S.Jespersen	11.814
12	<b>16</b> A.Zacccone	12.513
13	<b>52</b> J.Alcoba	12.936
14	<b>50</b> O.Vostatek	13.312
15	<b>70</b> J.Whatley	18.973
16	<b>6</b> C.Perolari	19.519
17	<b>3</b> R.De Rosa	19.740
18	<b>77</b> D.Aegerter	21.330
19	<b>31</b> Y.Okamoto	22.091
20	<b>25</b> O.Konig	22.463
21	<b>24</b> M.Ramirez	23.477
22	<b>40</b> M.Casadei	23.589
23	<b>20</b> X.Cardelus	24.078
24	<b>91</b> B.Jimenez	27.229
25	<b>10</b> L.Taccini	27.917
26	<b>73</b> J.Cretaro	38.513
27	<b>88</b> A.Giombini	39.553
28	<b>69</b> T.Booth-Amos	39.606
29	<b>22</b> A.Carrasco	48.653
30	<b>54</b> R.Rossi	48.867
31	<b>57</b> A.Mahendra	

**Lap 18**

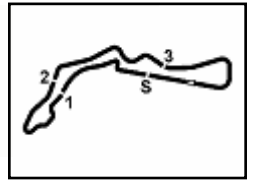
1	<b>53</b> V.Debise	28'34.550
2	<b>61</b> C.Oncu	0.106
3	<b>75</b> A.Arenas	0.397

16/05/2026

These data/results cannot be reproduced, stored and/or transmitted in whole or in part by any manner of electronic, mechanical, photocopying, recording, broadcasting or otherwise now known or herein after developed without the previous express consent by the copyright owner, except for reproduction in daily press and regular printed publications on sale to the public within 60 days of the event related to those data/results and always provided that copyright symbol appears together as follows below.

© DORNA WSBK ORGANIZATION Srl 2026





Autodrom Most 4.212 m

4 / 6

**Czech Round, 15-17 May 2026**  
**Lap Chart Race 1**

4	<b>94</b>	L.Mahias	0.962
5	<b>5</b>	J.Masia	1.104
6	<b>32</b>	O.Bayliss	3.660
7	<b>11</b>	M.Ferrari	6.347
8	<b>7</b>	F.Farioli	7.569
9	<b>65</b>	P.Detti	12.655
10	<b>43</b>	S.Jespersen	12.696
11	<b>64</b>	F.Caricasulo	12.908
12	<b>16</b>	A.Zacccone	12.968
13	<b>52</b>	J.Alcoba	13.345
14	<b>50</b>	O.Vostatek	13.549
15	<b>70</b>	J.Whatley	20.040
16	<b>6</b>	C.Perolari	20.611
17	<b>3</b>	R.De Rosa	21.011
18	<b>77</b>	D.Aegerter	22.156
19	<b>31</b>	Y.Okamoto	23.303
20	<b>25</b>	O.Konig	23.555
21	<b>24</b>	M.Ramirez	24.874
22	<b>40</b>	M.Casadei	24.975
23	<b>20</b>	X.Cardelus	26.761
24	<b>91</b>	B.Jimenez	28.638
25	<b>10</b>	L.Taccini	30.027
26	<b>69</b>	T.Booth-Amos	40.337
27	<b>73</b>	J.Cretaro	40.449
28	<b>88</b>	A.Giombini	42.364
29	<b>22</b>	A.Carrasco	51.512
30	<b>54</b>	R.Rossi	51.722
31	<b>57</b>	A.Mahendra	

**Lap 19**

1	<b>53</b>	V.Debise	30'08.886
2	<b>61</b>	C.Oncu	0.639
3	<b>75</b>	A.Arenas	0.877
4	<b>5</b>	J.Masia	1.760
5	<b>94</b>	L.Mahias	1.865
6	<b>32</b>	O.Bayliss	5.279
7	<b>11</b>	M.Ferrari	7.696
8	<b>7</b>	F.Farioli	9.294
9	<b>65</b>	P.Detti	14.115
10	<b>43</b>	S.Jespersen	14.120
11	<b>16</b>	A.Zacccone	14.127
12	<b>64</b>	F.Caricasulo	14.462
13	<b>52</b>	J.Alcoba	14.550
14	<b>50</b>	O.Vostatek	14.659
15	<b>70</b>	J.Whatley	21.457
16	<b>6</b>	C.Perolari	22.439
17	<b>3</b>	R.De Rosa	22.493
18	<b>77</b>	D.Aegerter	23.210
19	<b>31</b>	Y.Okamoto	25.067
20	<b>25</b>	O.Konig	25.201
21	<b>24</b>	M.Ramirez	26.710
22	<b>40</b>	M.Casadei	26.869
23	<b>20</b>	X.Cardelus	29.363
24	<b>91</b>	B.Jimenez	30.563
25	<b>10</b>	L.Taccini	32.565
26	<b>69</b>	T.Booth-Amos	41.639
27	<b>73</b>	J.Cretaro	43.073
28	<b>88</b>	A.Giombini	46.269
29	<b>54</b>	R.Rossi	55.327
30	<b>22</b>	A.Carrasco	55.370

16/05/2026

These data/results cannot be reproduced, stored and/or transmitted in whole or in part by any manner of electronic, mechanical, photocopying, recording, broadcasting or otherwise now known or herein after developed without the previous express consent by the copyright owner, except for reproduction in daily press and regular printed publications on sale to the public within 60 days of the event related to those data/results and always provided that copyright symbol appears together as follows below.

© DORNA WSBK ORGANIZATION Srl 2026

FICR PERUGIA TIMING



**Czech Round, 15-17 May 2026**  
**Lap Chart Race 1**

**Race Pace Comparison**

	<b>53 Deb</b>	<b>61 Onc</b>	<b>75 Are</b>	<b>5 Mas</b>	<b>94 Mah</b>	<b>32 Bay</b>	<b>11 Fer</b>	<b>7 Far</b>	<b>65 Oet</b>	<b>43 Jes</b>	<b>16 Zac</b>	<b>64 Car</b>	<b>52 Alc</b>	<b>50 Vos</b>
1	1'41.105	1'40.718	1'41.048	1'42.891	1'40.626	1'41.274	1'42.418	1'41.889	1'43.748	1'42.097	1'42.584	1'43.264	1'43.473	1'45.701
2	1'35.401	1'35.199	1'35.356	1'35.798	1'35.482	1'35.672	1'35.469	1'35.584	1'36.003	1'35.495	1'35.444	1'36.080	1'36.007	1'35.551
3	1'35.431	1'35.469	1'35.251	1'34.763	1'35.506	1'35.194	1'35.626	1'34.969	1'35.815	1'35.534	1'36.245	1'35.828	1'35.731	1'35.493
4	1'35.241	1'35.432	1'35.320	1'35.555	1'35.455	1'35.316	1'35.250	1'35.208	1'36.164	1'35.583	1'35.299	1'35.510	1'35.312	1'35.843
5	1'35.105	1'35.045	1'34.539	1'34.940	1'34.930	1'35.072	1'35.224	1'35.595	1'35.540	1'37.006	1'36.024	1'35.482	1'35.504	1'35.591
6	1'34.885	1'34.790	1'34.877	1'35.199	1'34.934	1'35.094	1'35.203	1'34.812	<b>1'35.018</b>	<b>1'35.213</b>	1'35.379	1'35.485	1'35.461	1'35.649
7	1'34.818	1'35.216	1'35.410	<b>1'34.381</b>	1'35.206	1'34.774	1'35.214	<b>1'34.804</b>	1'35.084	1'35.423	1'35.645	1'35.509	1'35.740	1'35.768
8	1'35.323	1'35.564	1'35.775	1'34.984	1'35.674	1'35.624	1'35.209	1'35.891	1'35.504	1'35.426	1'35.296	<b>1'35.196</b>	1'35.488	1'36.086
9	1'35.001	1'35.030	1'35.502	1'35.300	1'35.822	1'35.468	1'35.068	1'35.320	1'35.381	1'35.641	1'35.528	1'35.501	1'35.327	1'35.974
10	1'34.709	1'34.636	1'34.652	1'34.885	1'34.776	1'35.030	1'35.053	1'35.105	1'35.299	1'35.630	<b>1'35.094</b>	1'35.367	1'35.391	1'35.317
11	1'34.599	1'34.882	1'34.739	1'34.752	1'34.524	<b>1'34.618</b>	1'35.018	1'34.937	1'35.225	1'35.225	1'35.385	1'35.253	1'35.828	1'35.126
12	1'34.741	1'34.662	1'34.784	1'34.583	1'34.657	1'34.712	1'34.896	1'34.941	1'35.191	1'35.827	1'35.462	1'35.417	1'35.752	1'35.096
13	1'34.684	1'34.548	<b>1'34.470</b>	1'34.652	1'34.668	1'34.684	<b>1'34.705</b>	1'35.112	1'35.373	1'35.589	1'36.022	1'35.555	1'35.656	1'35.294
14	1'34.742	1'34.884	1'34.796	1'34.736	1'34.788	1'35.024	1'35.493	1'35.832	1'35.461	1'35.912	1'36.044	1'35.879	1'35.632	1'35.258
15	1'34.695	1'34.677	1'34.714	1'34.629	1'34.701	1'34.788	1'35.464	1'35.853	1'35.544	1'35.374	1'35.384	1'35.294	1'35.229	1'35.207
16	1'34.617	<b>1'34.497</b>	1'34.542	1'34.571	1'34.610	1'35.397	1'35.081	1'35.353	1'35.405	1'35.317	1'35.473	1'35.232	1'35.437	1'35.131
17	1'34.727	1'34.826	1'34.600	1'34.465	<b>1'34.454</b>	1'35.131	1'35.201	1'35.394	1'35.596	1'35.346	1'36.029	1'35.616	1'35.792	1'35.051
18	1'34.726	1'34.581	1'34.572	1'34.570	1'34.699	1'35.338	1'35.305	1'35.520	1'35.854	1'35.608	1'35.181	1'35.990	<b>1'35.135</b>	<b>1'34.963</b>
19	<b>1'34.336</b>	1'34.869	1'34.816	1'34.992	1'35.239	1'35.955	1'35.685	1'36.061	1'35.796	1'35.760	1'35.495	1'35.890	1'35.541	1'35.446

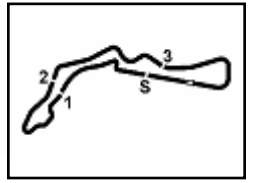
	<b>70 Wha</b>	<b>6 Per</b>	<b>3 DeR</b>	<b>77 Aeg</b>	<b>31 Oka</b>	<b>25 Kon</b>	<b>24 Ram</b>	<b>40 Cas</b>	<b>20 XCa</b>	<b>91 Jim</b>	<b>10 Tac</b>	<b>69 Boo</b>	<b>73 Cre</b>	<b>88 Gio</b>
1	1'43.360	1'45.218	1'45.086	1'46.385	1'45.888	1'45.830	1'46.427	1'46.838	1'46.994	1'46.743	1'43.968	1'41.369	1'47.642	1'47.358
2	1'36.302	1'36.474	1'35.438	1'36.269	1'35.959	1'35.710	1'36.356	1'36.140	1'36.513	1'36.711	1'36.050	1'35.355	1'36.887	1'36.825
3	1'35.839	1'35.966	1'35.817	1'35.881	1'36.103	1'36.024	1'36.492	1'36.195	1'36.010	1'36.459	1'35.818	1'36.443	1'36.595	1'36.300
4	1'36.523	1'35.696	1'36.038	1'35.811	1'35.767	1'35.728	<b>1'35.429</b>	<b>1'35.279</b>	<b>1'35.649</b>	1'35.845	1'35.761	<b>1'34.583</b>	1'36.194	<b>1'36.220</b>
5	1'35.583	1'35.653	1'35.626	1'35.645	1'35.875	1'35.947	1'35.996	1'35.912	1'35.670	<b>1'35.593</b>	1'36.032	1'34.673	<b>1'36.026</b>	1'36.596
6	1'35.754	1'35.446	1'35.628	1'35.824	1'35.757	1'35.986	1'36.275	1'35.634	1'35.830	1'36.405	<b>1'35.644</b>	1'34.952	1'36.444	1'36.820
7	1'36.107	1'35.644	1'36.077	1'35.876	1'35.924	1'35.698	1'36.014	1'35.910	1'35.875	1'36.016	1'36.080	2'04.120	1'36.664	1'36.533
8	1'36.314	1'35.862	1'36.124	1'35.817	1'35.892	1'36.147	1'35.973	1'35.736	1'35.714	1'35.778	1'36.258	1'36.679	1'36.537	1'36.612
9	1'36.081	1'36.416	1'36.818	1'36.725	1'35.832	1'37.241	1'35.902	1'36.745	1'36.294	1'35.757	1'36.995	1'35.735	1'39.350	1'37.554
10	1'35.576	<b>1'35.117</b>	<b>1'35.386</b>	1'35.560	1'36.241	1'36.041	1'36.096	1'35.473	1'36.177	1'36.182	1'36.527	1'35.431	1'37.132	1'37.351
11	<b>1'35.480</b>	1'35.593	1'35.473	1'36.408	1'36.798	1'36.109	1'35.816	1'36.217	1'35.966	1'35.800	1'36.819	1'35.592	1'36.837	1'37.532
12	1'35.730	1'35.639	1'35.446	1'36.072	<b>1'35.634</b>	1'35.932	1'35.803	1'35.881	1'36.488	1'37.157	1'38.327	1'35.556	1'37.029	1'37.572
13	1'36.082	1'36.065	1'36.112	1'36.058	1'35.778	1'36.051	1'36.152	1'35.948	1'36.120	1'36.372	1'36.402	1'36.142	1'37.163	1'37.542
14	1'36.526	1'35.910	1'36.424	1'35.812	1'36.172	1'35.865	1'36.121	1'36.071	1'36.423	1'36.449	1'36.508	1'35.901	1'37.098	1'37.146
15	1'35.689	1'35.964	1'35.660	1'35.810	1'36.102	1'36.100	1'36.064	1'36.556	1'35.967	1'36.805	1'36.621	1'35.998	1'37.143	1'37.091
16	1'35.876	1'36.051	1'35.970	1'35.621	1'36.201	<b>1'35.684</b>	1'36.176	1'36.485	1'35.848	1'36.659	1'37.188	1'35.655	1'36.772	1'37.135
17	1'35.975	1'36.629	1'36.441	1'35.580	1'35.992	1'36.194	1'36.209	1'36.393	1'36.364	1'36.322	1'36.743	1'35.246	1'36.824	1'37.190
18	1'35.793	1'35.818	1'35.997	1'35.552	1'35.938	1'35.818	1'36.123	1'36.112	1'37.409	1'36.135	1'36.836	1'35.457	1'36.662	1'37.537
19	1'35.753	1'36.164	1'35.818	<b>1'35.390</b>	1'36.100	1'35.982	1'36.172	1'36.230	1'36.938	1'36.261	1'36.874	1'35.638	1'36.960	1'38.241

	<b>54 Ros</b>	<b>22 CaA</b>	<b>57 MaA</b>	<b>37 Gar</b>	<b>19 Kof</b>
1	1'48.241	1'47.894	1'41.612	1'40.775	1'44.188
2	1'37.403	1'37.396	1'35.461	1'35.190	1'35.936
3	1'37.383	1'37.451	1'52.283	1'35.466	1'35.854
4	1'37.159	<b>1'37.361</b>	1'35.281	1'35.412	1'36.171
5	1'39.631	1'37.609	1'35.273	1'34.710	<b>1'35.603</b>
6	1'37.162	1'37.718	1'35.295	1'35.060	
7	1'37.607	1'37.406	1'35.438	1'35.145	
8	1'37.164	1'37.578	1'35.104	1'35.883	

16/05/2026

These data/results cannot be reproduced, stored and/or transmitted in whole or in part by any manner of electronic, mechanical, photocopying, recording, broadcasting or otherwise now known or herein after developed without the previous express consent by the copyright owner, except for reproduction in daily press and regular printed publications on sale to the public within 60 days of the event related to those data/results and always provided that copyright symbol appears together as follows below.

© DORNA WSBK ORGANIZATION Srl 2026



Autodrom Most 4.212 m

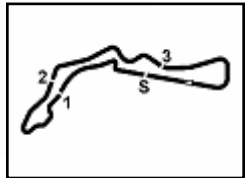
**Czech Round, 15-17 May 2026**  
**Lap Chart Race 1**

	54 Ros	22 CaA	57 MaA	37 Gar	19 Kof
9	1'37.575	1'37.412	1'48.950	1'34.981	
10	1'37.326	1'37.440	3'40.744	1'34.673	
11	1'37.332	1'37.523	<b>1'34.678</b>	1'34.884	
12	1'37.321	1'37.655	1'35.221	1'34.697	
13	<b>1'37.050</b>	1'37.468	1'35.001	<b>1'34.509</b>	
14	1'37.687	1'37.580	1'35.663	1'57.951	
15	1'37.442	1'37.516	1'34.842		
16	1'37.601	1'37.660	1'35.322		
17	1'37.607	1'37.810	1'35.450		
18	1'37.581	1'37.585	1'35.055		
19	1'37.941	1'38.194			

16/05/2026

These data/results cannot be reproduced, stored and/or transmitted in whole or in part by any manner of electronic, mechanical, photocopying, recording, broadcasting or otherwise now known or herein after developed without the previous express consent by the copyright owner, except for reproduction in daily press and regular printed publications on sale to the public within 60 days of the event related to those data/results and always provided that copyright symbol appears together as follows below.

© DORNA WSBK ORGANIZATION Srl 2026



Autodrom Most 4.212 m

**Czech Round, 15-17 May 2026**  
**Chronological Analysis Race 1**

Start at 12:30'35.534

1 / 6

1° 53 V. DEBISE [1'34.336]							
Lap	Seg1	Seg2	Seg3	Seg4	Lap Time	km/h	Local Time
1		24.020	24.179	23.969	1'41.105	192,3	12:32'16.639
2	23.714	23.855	23.927	<b>23.905</b>	1'35.401	258,4	12:33'52.040
3	23.413	23.717	24.077	24.224	1'35.431	260,8	12:35'27.471
4	23.455	23.682	24.094	24.010	1'35.241	259,0	12:37'02.712
5	23.443	23.722	23.876	24.064	1'35.105	<b>262,1</b>	12:38'37.817
6	23.288	23.641	23.948	24.008	1'34.885	259,6	12:40'12.702
7	23.429	23.507	<b>23.793</b>	24.089	1'34.818	260,8	12:41'47.520
8	23.388	23.710	23.971	24.254	1'35.323	261,4	12:43'22.843
9	23.363	23.438	23.931	24.269	1'35.001	253,0	12:44'57.844
10	23.165	23.422	23.918	24.204	1'34.709	253,6	12:46'32.553
11	23.209	23.413	23.904	24.073	1'34.599	254,8	12:48'07.152
12	23.241	<b>23.370</b>	23.977	24.153	1'34.741	252,4	12:49'41.893
13	23.118	23.444	23.912	24.210	1'34.684	253,6	12:51'16.577
14	23.153	23.467	23.921	24.201	1'34.742	253,6	12:52'51.319
15	23.194	23.487	23.842	24.172	1'34.695	251,8	12:54'26.014
16	23.089	23.400	23.970	24.158	1'34.617	253,0	12:56'00.631
17	23.197	23.438	23.905	24.187	1'34.727	253,0	12:57'35.358
18	23.087	23.427	23.949	24.263	1'34.726	253,0	12:59'10.084
19	<b>22.994</b>	23.385	23.807	24.150	<b>1'34.336</b>	251,8	13:00'44.420
Race Time 30'08.886							

4° 5 J. MASIA [1'34.381]								
Lap	Seg1	Seg2	Seg3	Seg4	Lap Time	km/h	Local Time	
1			24.953	<b>23.848</b>	24.383	1'42.891	201,1	12:32'18.425
2	23.335	24.441	23.916	24.106	1'35.798	260,8	12:33'54.223	
3	23.136	23.594	24.016	24.017	1'34.763	258,4	12:35'28.986	
4	23.398	23.777	24.326	24.054	1'35.555	262,1	12:37'04.541	
5	23.355	23.615	23.976	23.994	1'34.940	262,1	12:38'39.481	
6	23.279	23.642	24.190	24.088	1'35.199	257,1	12:40'14.680	
7	23.057	<b>23.426</b>	23.909	23.989	<b>1'34.381</b>	257,1	12:41'49.061	
8	<b>23.046</b>	23.746	24.037	24.155	1'34.984	259,6	12:43'24.045	
9	23.219	23.969	23.998	24.114	1'35.300	259,0	12:44'59.345	
10	23.279	23.681	23.958	23.967	1'34.885C	<b>263,3</b>	12:46'34.230	
11	23.269	23.504	24.026	23.953	1'34.752	<b>263,3</b>	12:48'08.982	
12	23.177	23.482	24.022	<b>23.902</b>	1'34.583	259,0	12:49'43.565	
13	23.125	23.581	23.940	24.006	1'34.652	262,1	12:51'18.217	
14	23.060	23.550	23.933	24.193	1'34.736	262,1	12:52'52.953	
15	23.096	23.481	24.035	24.017	1'34.629	257,7	12:54'27.582	
16	23.091	23.538	23.880	24.062	1'34.571	259,0	12:56'02.153	
17	23.059	23.435	23.980	23.991	1'34.465	258,4	12:57'36.618	
18	23.113	23.515	23.997	23.945	1'34.570	259,0	12:59'11.188	
19	23.386	23.494	24.007	24.105	1'34.992	262,7	13:00'46.180	
Race Time 30'10.646								

2° 61 C. ONCU [1'34.497]							
Lap	Seg1	Seg2	Seg3	Seg4	Lap Time	km/h	Local Time
1		23.924	24.084	24.207	1'40.718	184,5	12:32'16.252
2	23.330	23.645	23.954	24.270	1'35.199	254,2	12:33'51.451
3	23.341	23.683	24.072	24.373	1'35.469	251,8	12:35'26.920
4	23.319	23.697	24.007	24.409	1'35.432	250,7	12:37'02.352
5	23.602	23.516	23.818	24.109	1'35.045	247,3	12:38'37.397
6	23.276	23.715	23.830	<b>23.969</b>	1'34.790	255,3	12:40'12.187
7	23.341	23.599	23.958	24.318	1'35.216	<b>259,0</b>	12:41'47.403
8	23.442	23.651	24.253	24.218	1'35.564	257,1	12:43'22.967
9	23.510	23.477	23.865	24.178	1'35.030	254,8	12:44'57.997
10	23.251	<b>23.384</b>	23.891	24.110	1'34.636	253,6	12:46'32.633
11	23.290	23.473	23.959	24.160	1'34.882C	255,3	12:48'07.515
12	23.309	<b>23.384</b>	23.947	24.022	1'34.662	249,5	12:49'42.177
13	<b>23.054</b>	23.459	23.993	24.042	1'34.548	252,4	12:51'16.725
14	23.290	23.600	23.911	24.083	1'34.884	253,6	12:52'51.609
15	23.313	23.435	23.814	24.115	1'34.677	250,1	12:54'26.286
16	23.270	23.397	<b>23.760</b>	24.070	<b>1'34.497</b>	251,8	12:56'00.783
17	23.239	23.560	23.894	24.133	1'34.826	251,3	12:57'35.609
18	23.165	23.458	23.805	24.153	1'34.581	253,0	12:59'10.190
19	23.255	23.572	23.881	24.161	1'34.869	251,8	13:00'45.059
Race Time 30'09.525							

5° 94 L. MAHIAS [1'34.454]								
Lap	Seg1	Seg2	Seg3	Seg4	Lap Time	km/h	Local Time	
1			23.849	24.113	24.281	1'40.626	187,7	12:32'16.160
2	23.815	23.613	23.938	24.116	1'35.482	246,2	12:33'51.642	
3	23.530	23.682	24.007	24.287	1'35.506	260,2	12:35'27.148	
4	23.703	23.649	23.999	24.104	1'35.455	257,1	12:37'02.603	
5	23.451	23.675	23.825	<b>23.979</b>	1'34.930	<b>260,8</b>	12:38'37.533	
6	23.349	23.753	23.835	23.997	1'34.934	<b>260,8</b>	12:40'12.467	
7	23.380	23.521	23.905	24.400	1'35.206	255,9	12:41'47.673	
8	23.600	23.862	24.065	24.147	1'35.674	259,0	12:43'23.347	
9	23.790	23.867	24.042	24.123	1'35.822	259,0	12:44'59.169	
10	23.350	23.590	23.840	23.996	1'34.776C	260,2	12:46'33.945	
11	23.190	23.426	23.913	23.995	1'34.524	255,3	12:48'08.469	
12	23.226	23.441	23.936	24.054	1'34.657	254,8	12:49'43.126	
13	<b>23.094</b>	23.462	23.968	24.144	1'34.668	255,9	12:51'17.794	
14	23.401	23.450	23.859	24.078	1'34.788	255,3	12:52'52.582	
15	23.304	<b>23.413</b>	23.868	24.116	1'34.701	250,7	12:54'27.283	
16	23.243	23.429	23.841	24.097	1'34.610	253,0	12:56'01.893	
17	23.174	23.503	<b>23.761</b>	24.016	<b>1'34.454</b>	253,0	12:57'36.347	
18	23.159	23.531	23.924	24.085	1'34.699	254,2	12:59'11.046	
19	23.709	23.514	23.976	24.040	1'35.239	252,4	13:00'46.285	
Race Time 30'10.751								

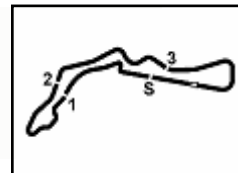
3° 75 A. ARENAS [1'34.470]							
Lap	Seg1	Seg2	Seg3	Seg4	Lap Time	km/h	Local Time
1		23.926	24.089	24.133	1'41.048	190,6	12:32'16.582
2	23.737	23.766	23.877	23.976	1'35.356	256,5	12:33'51.938
3	23.428	23.670	24.021	24.132	1'35.251	257,7	12:35'27.189
4	23.485	23.558	23.988	24.289	1'35.320	256,5	12:37'02.509
5	23.184	23.419	23.829	24.107	1'34.539	<b>260,8</b>	12:38'37.048
6	23.391	23.527	<b>23.787</b>	24.172	1'34.877	251,3	12:40'11.925
7	23.302	23.583	24.067	24.458	1'35.410	250,7	12:41'47.335
8	23.804	23.640	24.125	24.206	1'35.775	253,0	12:43'23.110
9	23.859	23.557	24.034	24.052	1'35.502	<b>260,8</b>	12:44'58.612
10	23.268	23.542	23.850	23.992	1'34.652	257,1	12:46'33.264
11	23.167	23.608	24.015	<b>23.949</b>	1'34.739	257,7	12:48'08.003
12	23.473	23.401	23.933	23.977	1'34.784	258,4	12:49'42.787
13	23.185	<b>23.395</b>	23.876	24.014	<b>1'34.470</b>	256,5	12:51'17.257
14	23.281	23.449	24.026	24.040	1'34.796	257,1	12:52'52.053
15	23.373	23.417	23.857	24.067	1'34.714	253,6	12:54'26.767
16	<b>23.153</b>	23.446	23.874	24.069	1'34.542	254,8	12:56'01.309
17	23.231	23.422	23.845	24.102	1'34.600	253,0	12:57'35.909
18	23.187	23.519	23.876	23.990	1'34.572	253,0	12:59'10.481

6° 32 D. BAYLISS [1'34.618]								
Lap	Seg1	Seg2	Seg3	Seg4	Lap Time	km/h	Local Time	
1			24.128	24.158	24.031	1'41.274	194,0	12:32'16.808
2	23.933	23.805	24.076	<b>23.858</b>	1'35.672	<b>262,1</b>	12:33'52.480	
3	23.790	23.469	<b>23.868</b>	24.067	1'35.194	260,2	12:35'27.674	
4	23.402	23.701	24.094	24.119	1'35.316	261,4	12:37'02.990	
5	23.277	23.949	23.971	23.875	1'35.072	261,4	12:38'38.062	
6	23.349	23.613	24.082	24.050	1'35.094C	261,4	12:40'13.156	
7	23.336	23.372	23.943	24.123	1'34.774	260,2	12:41'47.930	
8	23.672	23.842	24.009	24.101	1'35.624	260,2	12:43'23.554	
9	23.489	23.607	24.250	24.122	1'35.468	260,2	12:44'59.022	
10	23.401	23.373	24.072	24.184	1'35.030	259,0	12:46'34.052	
11	23.278	23.426	23.936	23.978	<b>1'34.618</b>	258,4	12:48'08.670	
12	23.319	<b>23.322</b>	24.009	24.062	1'34.712	258,4	12:49'43.382	
13	<b>23.114</b>	23.346	24.144	24.080	1'34.684	260,2	12:51'18.066	
14	23.474	23.457	23.981	24.112	1'35.024	257,7	12:52'53.090	
15	23.364	23.359	24.057	24.008	1'34.788	259,0	12:54'27.878	

16/05/2026 P = Pits In/Out - C = Lap Time Cancelled

These data/results cannot be reproduced, stored and/or transmitted in whole or in part by any manner of electronic, mechanical, photocopying, recording, broadcasting or otherwise now known or herein after developed without the previous express consent by the copyright owner, except for reproduction in daily press and regular printed publications on sale to the public within 60 days of the event related to those data/results and always provided that copyright symbol appears together as follows below.

© DORNA WSBK ORGANIZATION Srl 2026



Autodrom Most 4.212 m

**Czech Round, 15-17 May 2026**  
**Chronological Analysis Race 1**

Start at 12:30'35.534

2 / 6

16	23.362	23.620	24.184	24.231	1'35.397	259,0	12:56'03.275	13	<b>23.118</b>	23.730	24.165	24.360	1'35.373	261,4	12:51'24.879
17	23.255	23.520	24.134	24.222	1'35.131	255,9	12:57'38.406	14	23.281	23.619	24.155	24.406	1'35.461	254,2	12:53'00.340
18	23.293	23.551	24.224	24.270	1'35.338	254,8	12:59'13.744	15	23.251	23.734	24.212	24.347	1'35.544	252,4	12:54'35.884
19	23.420	23.749	24.359	24.427	1'35.955	254,2	13:00'49.699	16	23.224	23.672	24.128	24.381	1'35.405	253,0	12:56'11.289

Race Time 30'14.165

**7° 11 M. FERRARI (1'34.705)**

Lap	Seg1	Seg2	Seg3	Seg4	Lap Time	km/h	Local Time
1		24.472	24.276	24.073	1'42.418	201,8	12:32'17.952
2	23.434	24.004	<b>24.040</b>	23.991	1'35.469	262,1	12:33'53.421
3	23.417	23.826	24.475	<b>23.908</b>	1'35.626	261,4	12:35'29.047
4	23.154	23.849	24.310	23.937	1'35.250	<b>267,2</b>	12:37'04.297
5	23.462	23.597	24.056	24.109	1'35.224	260,2	12:38'39.521
6	23.058	23.653	24.299	24.193	1'35.203	262,1	12:40'14.724
7	23.356	23.635	24.209	24.014	1'35.214	255,3	12:41'49.938
8	23.170	23.610	24.256	24.173	1'35.209	258,4	12:43'25.147
9	23.105	23.609	24.181	24.173	1'35.068	258,4	12:45'00.215
10	23.315	23.584	24.119	24.035	1'35.053	260,2	12:46'35.268
11	23.231	23.563	24.183	24.041	1'35.018	262,1	12:48'10.286
12	23.147	23.572	24.124	24.053	1'34.896	259,6	12:49'45.182
13	<b>23.054</b>	<b>23.495</b>	24.095	24.061	<b>1'34.705</b>	260,2	12:51'19.887
14	23.396	23.651	24.270	24.176	1'35.493	262,7	12:52'55.380
15	23.311	23.688	24.332	24.133	1'35.464	257,1	12:54'30.844
16	23.153	23.532	24.223	24.173	1'35.081	256,5	12:56'05.925
17	23.158	23.610	24.232	24.201	1'35.201	255,9	12:57'41.126
18	23.149	23.644	24.369	24.143	1'35.305	256,5	12:59'16.431
19	23.192	23.847	24.319	24.327	1'35.685	256,5	13:00'52.116

Race Time 30'16.582

**8° 7 F. FARIOLI (1'34.804)**

Lap	Seg1	Seg2	Seg3	Seg4	Lap Time	km/h	Local Time
1		24.403	24.174	<b>24.018</b>	1'41.889	201,8	12:32'17.423
2	23.584	24.000	23.957	24.043	1'35.584	256,5	12:33'53.007
3	23.397	23.581	23.973	<b>24.018</b>	1'34.969	257,1	12:35'27.976
4	23.344	23.700	24.103	24.061	1'35.208	258,4	12:37'03.184
5	23.680	23.634	24.144	24.137	1'35.595	<b>263,3</b>	12:38'38.779
6	<b>23.181</b>	23.557	24.022	24.052	1'34.812	254,2	12:40'13.591
7	23.323	<b>23.467</b>	<b>23.924</b>	24.090	<b>1'34.804</b>	256,5	12:41'48.395
8	23.325	23.981	24.429	24.156	1'35.891	254,2	12:43'24.286
9	23.251	23.857	24.146	24.066	1'35.320	258,4	12:44'59.606
10	23.276	23.653	24.059	24.117	1'35.105	259,6	12:46'34.711
11	23.327	23.578	23.959	24.073	1'34.937	258,4	12:48'09.648
12	23.187	23.530	24.137	24.087	1'34.941	254,2	12:49'44.589
13	23.208	23.586	24.098	24.220	1'35.112	254,8	12:51'19.701
14	23.756	23.612	24.268	24.196	1'35.832	254,8	12:52'55.533
15	23.738	23.651	24.192	24.272	1'35.853	259,0	12:54'31.386
16	23.388	23.603	24.084	24.278	1'35.353	253,6	12:56'06.739
17	23.255	23.746	24.098	24.295	1'35.394	253,6	12:57'42.133
18	23.243	23.765	24.190	24.322	1'35.520	252,4	12:59'17.653
19	23.385	23.826	24.394	24.456	1'36.061	251,3	13:00'53.714

Race Time 30'18.180

**9° 65 P. OETTL (1'35.018)**

Lap	Seg1	Seg2	Seg3	Seg4	Lap Time	km/h	Local Time
1		24.546	24.433	24.199	1'43.748	202,6	12:32'19.282
2	23.613	23.849	24.420	24.121	1'36.003	260,2	12:33'55.285
3	23.701	23.747	24.061	24.306	1'35.815	263,9	12:35'31.100
4	23.219	24.751	<b>24.015</b>	24.179	1'36.164	265,2	12:37'07.264
5	23.445	23.794	24.131	24.170	1'35.540	263,9	12:38'42.804
6	23.196	<b>23.598</b>	24.061	24.163	<b>1'35.018</b>	258,4	12:40'17.822
7	23.236	23.617	24.063	24.168	1'35.084	257,1	12:41'52.906
8	23.468	23.700	24.133	24.203	1'35.504	262,7	12:43'28.410
9	23.341	23.662	24.088	24.290	1'35.381	262,1	12:45'03.791
10	23.405	23.646	24.147	24.101	1'35.299	261,4	12:46'39.090
11	23.281	23.664	24.056	24.224	1'35.225	<b>267,2</b>	12:48'14.315
12	23.261	23.642	24.198	<b>24.090</b>	1'35.191	257,1	12:49'49.506

Race Time 30'23.013

**10° 43 S. JESPERSEN (1'35.213)**

Lap	Seg1	Seg2	Seg3	Seg4	Lap Time	km/h	Local Time
1		24.477	24.120	24.009	1'42.097	193,3	12:32'17.631
2	23.577	24.046	<b>23.955</b>	<b>23.917</b>	1'35.495	260,8	12:33'53.126
3	23.446	23.996	24.081	24.011	1'35.534	263,3	12:35'28.660
4	23.424	23.724	24.378	24.057	1'35.583	257,7	12:37'04.243
5	24.566	24.233	24.021	24.186	1'37.006	259,6	12:38'41.249
6	<b>23.214</b>	23.729	24.060	24.210	<b>1'35.213</b>	264,6	12:40'16.462
7	23.340	23.632	24.260	24.191	1'35.423	257,1	12:41'51.885
8	23.337	23.740	24.059	24.290	1'35.426	255,9	12:43'27.311
9	23.242	23.986	24.159	24.254	1'35.641	255,3	12:45'02.952
10	23.445	23.808	24.210	24.167	1'35.630	254,8	12:46'38.582
11	23.355	23.647	24.060	24.163	1'35.225	256,5	12:48'13.807
12	23.417	<b>23.591</b>	24.722	24.097	1'35.827	254,8	12:49'49.634
13	23.416	23.757	24.259	24.157	1'35.589	263,3	12:51'25.223
14	23.441	23.861	24.441	24.169	1'35.912	260,2	12:53'01.135
15	23.342	23.751	24.232	24.049	1'35.374	263,3	12:54'36.509
16	23.448	23.615	24.146	24.108	1'35.317	<b>265,2</b>	12:56'11.826
17	23.597	23.670	24.023	24.056	1'35.346	254,2	12:57'47.172
18	23.469	23.615	24.220	24.304	1'35.608	257,7	12:59'22.780
19	23.446	23.760	24.242	24.312	1'35.760	256,5	13:00'58.540

Race Time 30'23.006

**11° 16 A. ZACCONE (1'35.094)**

Lap	Seg1	Seg2	Seg3	Seg4	Lap Time	km/h	Local Time
1		24.393	24.203	24.165	1'42.584	204,5	12:32'18.118
2	23.458	23.967	<b>23.991</b>	24.028	1'35.444	265,9	12:33'53.562
3	24.359	23.741	24.036	24.109	1'36.245C	<b>267,2</b>	12:35'29.807
4	23.292	23.623	24.292	24.092	1'35.299	261,4	12:37'05.106
5	23.842	23.757	24.163	24.262	1'36.024	262,1	12:38'41.130
6	<b>23.183</b>	23.689	24.067	24.440	1'35.379	260,2	12:40'16.509
7	23.529	23.790	24.305	<b>24.021</b>	1'35.645	257,7	12:41'52.154
8	23.274	23.692	24.057	24.273	1'35.296	259,0	12:43'27.450
9	23.303	23.945	24.091	24.189	1'35.528	259,0	12:45'02.978
10	23.215	23.630	24.137	24.112	<b>1'35.094</b>	257,7	12:46'38.072
11	23.369	23.696	24.115	24.205	1'35.385	259,0	12:48'13.457
12	23.346	23.586	24.298	24.232	1'35.462	256,5	12:49'48.919
13	23.374	23.725	24.353	24.570	1'36.022	257,1	12:51'24.941
14	23.436	23.824	24.604	24.180	1'36.044	255,3	12:53'00.985
15	23.300	23.736	24.199	24.149	1'35.384	258,4	12:54'36.369
16	23.421	23.574	24.155	24.323	1'35.473C	263,3	12:56'11.842
17	24.125	23.653	24.158	24.093	1'36.029	260,2	12:57'47.871
18	23.434	<b>23.566</b>	24.115	24.066	1'35.181	256,5	12:59'23.052
19	23.358	23.765	24.184	24.188	1'35.495	<b>267,2</b>	13:00'58.547

Race Time 30'23.013

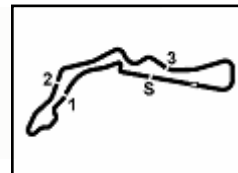
**12° 64 F. CARICASULO (1'35.196)**

Lap	Seg1	Seg2	Seg3	Seg4	Lap Time	km/h	Local Time
1		24.463	24.239	24.200	1'43.264	197,1	12:32'18.798
2	23.326	24.077	24.505	24.172	1'36.080	259,6	12:33'54.878
3	23.588	23.836	24.190	24.214	1'35.828	257,1	12:35'30.706
4	23.375	23.730	24.291	24.114	1'35.510	256,5	12:37'06.216
5	23.650	23.712	<b>24.017</b>	<b>24.103</b>	1'35.482	261,4	12:38'41.698
6	23.433	23.799	24.096	24.157	1'35.485	<b>263,3</b>	12:40'17.183
7	23.359	23.825	24.213	24.112	1'35.509	259,0	12:41'52.692
8	23.268	23.698	24.099	24.131	<b>1'35.196</b>	257,1	12:43'27.888
9	<b>23.223</b>	23.789	24.218	24.271	1'35.501	256,5	12:45'03.389

16/05/2026 P = Pits In/Out - C = Lap Time Cancelled

These data/results cannot be reproduced, stored and/or transmitted in whole or in part by any manner of electronic, mechanical, photocopying, recording, broadcasting or otherwise now known or herein after developed without the previous express consent by the copyright owner, except for reproduction in daily press and regular printed publications on sale to the public within 60 days of the event related to those data/results and always provided that copyright symbol appears together as follows below.

© DORNA WSBK ORGANIZATION Srl 2026



Autodrom Most 4.212 m

**Czech Round, 15-17 May 2026**  
**Chronological Analysis Race 1**

Start at 12:30'35.534

**3 / 6**

Lap	Seg1	Seg2	Seg3	Seg4	Lap Time	km/h	Local Time
10	23.298	23.719	24.231	24.119	1'35.367	259,0	12:46'38.756
11	23.339	23.677	24.100	24.137	1'35.253	258,4	12:48'14.009
12	23.424	<b>23.576</b>	24.209	24.208	1'35.417	257,1	12:49'49.426
13	23.414	23.663	24.198	24.280	1'35.555	255,9	12:51'24.981
14	23.536	23.703	24.390	24.250	1'35.879	255,9	12:53'00.860
15	23.274	23.671	24.240	24.109	1'35.294	254,2	12:54'36.154
16	23.364	23.599	24.082	24.187	1'35.232	257,7	12:56'11.386
17	23.331	23.849	24.220	24.216	1'35.616	257,7	12:57'47.002
18	23.934	23.622	24.193	24.241	1'35.990	259,0	12:59'22.992
19	23.751	23.672	24.241	24.226	1'35.890	255,3	13:00'58.882
Race Time 30'23.348							

<b>13° 52 J. ALCOBA (1'35.135)</b>							
Lap	Seg1	Seg2	Seg3	Seg4	Lap Time	km/h	Local Time
1		24.525	24.448	<b>24.085</b>	1'43.473	200,7	12:32'19.007
2	23.556	23.757	24.555	24.139	1'36.007	260,8	12:33'55.014
3	23.321	23.715	24.507	24.188	1'35.731	<b>262,1</b>	12:35'30.745
4	<b>23.260</b>	23.715	24.158	24.179	1'35.312	260,8	12:37'06.057
5	23.286	23.857	24.204	24.157	1'35.504	259,6	12:38'41.561
6	23.362	23.759	24.127	24.213	1'35.461	261,4	12:40'17.022
7	23.415	23.717	24.301	24.307	1'35.740	257,1	12:41'52.762
8	23.435	23.697	24.167	24.189	1'35.488	<b>262,1</b>	12:43'28.250
9	23.355	23.622	24.155	24.195	1'35.327	260,2	12:45'03.577
10	23.461	23.610	24.191	24.129	1'35.391	259,6	12:46'38.968
11	23.637	23.660	24.240	24.291	1'35.828	261,4	12:48'14.796
12	23.418	23.702	24.376	24.256	1'35.752	258,4	12:49'50.548
13	23.365	23.775	24.155	24.361	1'35.656	258,4	12:51'26.204
14	23.327	23.738	24.288	24.279	1'35.632	258,4	12:53'01.836
15	23.282	23.643	<b>24.091</b>	24.213	1'35.229	259,0	12:54'37.065
16	23.281	<b>23.516</b>	24.144	24.496	1'35.437	260,2	12:56'12.502
17	23.628	23.691	24.303	24.170	1'35.792	258,4	12:57'48.294
18	23.267	23.642	24.099	24.127	<b>1'35.135</b>	257,7	12:59'23.429
19	23.535	23.641	24.244	24.121	1'35.541	261,4	13:00'58.970
Race Time 30'23.436							

<b>16° 6 C. PEROLARI (1'35.117)</b>							
Lap	Seg1	Seg2	Seg3	Seg4	Lap Time	km/h	Local Time
1		24.848	24.472	24.694	1'45.218	202,2	12:32'20.752
2	23.603	23.909	24.529	24.433	1'36.474	256,5	12:33'57.226
3	23.659	23.922	24.297	24.088	1'35.966C	258,4	12:35'33.192
4	23.439	23.830	24.255	24.172	1'35.696	259,0	12:37'08.888
5	23.439	23.705	24.250	24.259	1'35.653	259,6	12:38'44.541
6	23.489	23.675	<b>24.074</b>	24.208	1'35.446	257,1	12:40'19.987
7	23.427	23.741	24.280	24.196	1'35.644C	255,3	12:41'55.631
8	23.605	23.680	24.287	24.290	1'35.862	255,9	12:43'31.493
9	23.994	23.862	24.356	24.204	1'36.416	<b>260,2</b>	12:45'07.909
10	<b>23.336</b>	<b>23.575</b>	24.106	<b>24.100</b>	<b>1'35.117</b>	256,5	12:46'43.026
11	23.452	23.725	24.273	24.143	1'35.593	259,0	12:48'18.619
12	23.486	23.601	24.396	24.156	1'35.639	255,9	12:49'54.258
13	23.672	23.825	24.306	24.262	1'36.065	253,6	12:51'30.323
14	23.427	23.759	24.271	24.453	1'35.910	257,7	12:53'06.233
15	23.440	23.773	24.360	24.391	1'35.964	251,8	12:54'42.197
16	23.423	23.817	24.357	24.454	1'36.051	251,8	12:56'18.248
17	23.977	23.834	24.407	24.411	1'36.629	250,1	12:57'54.877
18	23.403	23.736	24.366	24.313	1'35.818	253,6	12:59'30.695
19	23.372	23.789	24.441	24.562	1'36.164	253,0	13:01'06.859
Race Time 30'31.325							

<b>14° 50 O. VOSTATEK (1'34.963)</b>							
Lap	Seg1	Seg2	Seg3	Seg4	Lap Time	km/h	Local Time
1		25.374	24.824	24.376	1'45.701	201,1	12:32'21.235
2	23.338	23.789	24.250	24.174	1'35.551	258,4	12:33'56.786
3	23.326	23.695	24.210	24.262	1'35.493C	257,1	12:35'32.279
4	23.450	23.887	24.298	24.208	1'35.843	259,0	12:37'08.122
5	23.512	23.642	24.324	24.113	1'35.591	263,3	12:38'43.713
6	23.477	23.670	24.157	24.345	1'35.649	<b>265,9</b>	12:40'19.362
7	23.428	23.734	24.285	24.321	1'35.768	261,4	12:41'55.130
8	23.421	23.838	24.411	24.416	1'36.086	263,3	12:43'31.216
9	23.752	23.737	24.242	24.243	1'35.974	260,2	12:45'07.190
10	23.346	23.592	24.082	24.297	1'35.317	255,9	12:46'42.507
11	23.293	23.493	24.114	24.226	1'35.126	255,3	12:48'17.633
12	23.209	23.458	24.199	24.230	1'35.096	255,9	12:49'52.729
13	23.508	<b>23.443</b>	24.094	24.249	1'35.294	255,3	12:51'28.023
14	23.411	23.575	24.017	24.255	1'35.258	254,8	12:53'03.281
15	23.334	23.587	24.092	24.194	1'35.207	254,8	12:54'38.488
16	<b>23.202</b>	23.473	24.218	24.238	1'35.131	255,3	12:56'13.619
17	23.241	23.573	24.094	24.143	1'35.051	256,5	12:57'48.670
18	23.359	23.559	<b>23.984</b>	<b>24.061</b>	<b>1'34.963</b>	257,7	12:59'23.633
19	23.477	23.675	24.227	24.067	1'35.446	262,1	13:00'59.079
Race Time 30'23.545							

<b>17° 3 R. DE ROSA (1'35.386)</b>							
Lap	Seg1	Seg2	Seg3	Seg4	Lap Time	km/h	Local Time
1		25.425	24.483	24.394	1'45.086	200,7	12:32'20.620
2	23.472	23.790	23.993	<b>24.183</b>	1'35.438	254,2	12:33'56.058
3	23.647	23.862	24.122	24.186	1'35.817C	257,7	12:35'31.875
4	23.564	24.094	24.166	24.214	1'36.038	258,4	12:37'07.913
5	23.489	<b>23.673</b>	24.219	24.245	1'35.626	260,2	12:38'43.539
6	23.449	23.753	24.104	24.322	1'35.628	262,7	12:40'19.167
7	23.544	23.678	24.309	24.546	1'36.077	259,6	12:41'55.244
8	23.621	23.757	24.293	24.453	1'36.124	260,8	12:43'31.368
9	24.325	23.921	24.273	24.299	1'36.818	262,1	12:45'08.186
10	23.494	23.724	<b>23.979</b>	24.189	<b>1'35.386</b>	<b>263,3</b>	12:46'43.572
11	<b>23.367</b>	23.800	24.070	24.236	1'35.473	259,0	12:48'19.045
12	23.436	23.680	24.120	24.210	1'35.446	255,9	12:49'54.491
13	23.752	23.779	24.231	24.350	1'36.112	256,5	12:51'30.603
14	23.579	24.189	24.289	24.367	1'36.424	257,7	12:53'07.027
15	23.552	23.736	24.108	24.264	1'35.660	255,3	12:54'42.687
16	23.610	23.791	24.210	24.359	1'35.970	256,5	12:56'18.657
17	23.828	23.839	24.420	24.354	1'36.441	255,9	12:57'55.098
18	23.608	23.833	24.153	24.403	1'35.997	256,5	12:59'31.095
19	23.488	23.850	24.184	24.296	1'35.818	254,2	13:01'06.913
Race Time 30'31.379							

<b>15° 70 J. WHATLEY (1'35.480)</b>							
Lap	Seg1	Seg2	Seg3	Seg4	Lap Time	km/h	Local Time
1		24.706	24.103	24.507	1'43.360	205,6	12:32'18.894
2	23.830	23.823	24.434	<b>24.215</b>	1'36.302	<b>263,3</b>	12:33'55.196
3	23.543	23.817	24.078	24.401	1'35.839	262,7	12:35'31.035
4	23.856	24.280	24.121	24.266	1'36.523C	261,4	12:37'07.558
5	23.310	23.875	24.142	24.256	1'35.583	260,2	12:38'43.141
6	23.361	23.876	24.168	24.349	1'35.754	258,4	12:40'18.895
Race Time 30'23.545							

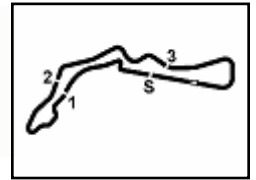
<b>18° 77 D. AEGERTER (1'35.390)</b>							
Lap	Seg1	Seg2	Seg3	Seg4	Lap Time	km/h	Local Time
1		25.726	24.939	24.397	1'46.385	213,6	12:32'21.919
2	23.595	23.798	24.557	24.319	1'36.269	258,4	12:33'58.188
3	23.458	23.792	24.390	24.241	1'35.881C	257,1	12:35'34.069
Race Time 30'23.545							

16/05/2026 P = Pits In/Out - C = Lap Time Cancelled

These data/results cannot be reproduced, stored and/or transmitted in whole or in part by any manner of electronic, mechanical, photocopying, recording, broadcasting or otherwise now known or herein after developed without the previous express consent by the copyright owner, except for reproduction in daily press and regular printed publications on sale to the public within 60 days of the event related to those data/results and always provided that copyright symbol appears together as follows below.

© DORNA WSBK ORGANIZATION Srl 2026





Autodrom Most 4.212 m

**Czech Round, 15-17 May 2026**  
**Chronological Analysis Race 1**

Start at 12:30'35.534

4 / 6

Lap	Seg1	Seg2	Seg3	Seg4	Lap Time	km/h	Local Time
4	23.409	23.764	24.375	24.263	1'35.811	259,0	12:37'09.880
5	23.319	23.742	24.354	24.230	1'35.645	259,0	12:38'45.525
6	23.384	23.882	24.298	24.260	1'35.824	260,2	12:40'21.349
7	23.504	23.832	24.259	24.281	1'35.876C	258,4	12:41'57.225
8	23.546	23.754	24.301	24.216	1'35.817	258,4	12:43'33.042
9	23.675	23.829	24.880	24.341	1'36.725	260,2	12:45'09.767
10	23.326	23.627	24.409	24.198	1'35.560	260,2	12:46'45.327
11	23.750	23.801	24.628	24.229	1'36.408	262,1	12:48'21.735
12	23.610	23.816	24.403	24.243	1'36.072	265,2	12:49'57.807
13	23.694	23.695	24.365	24.304	1'36.058	261,4	12:51'33.865
14	23.455	23.745	24.392	24.220	1'35.812	259,6	12:53'09.677
15	23.412	23.696	24.473	24.229	1'35.810	263,3	12:54'45.487
16	23.227	23.669	24.409	24.316	1'35.621	260,2	12:56'21.108
17	23.277	23.700	24.338	24.265	1'35.580	255,9	12:57'56.688
18	23.286	23.665	24.259	24.342	1'35.552	256,5	12:59'32.240
19	23.307	23.597	24.191	24.295	1'35.390	255,9	13:01'07.630
Race Time 30'32.096							

**19° 31 Y. OKAMOTO [1'35.634]**

Lap	Seg1	Seg2	Seg3	Seg4	Lap Time	km/h	Local Time
1		25.848	24.735	24.310	1'45.888	206,4	12:32'21.422
2	23.736	23.957	24.071	24.195	1'35.959	263,3	12:33'57.381
3	23.866	23.924	24.125	24.188	1'36.103C	261,4	12:35'33.484
4	23.560	23.948	24.152	24.107	1'35.767	259,0	12:37'09.251
5	23.646	23.876	24.148	24.205	1'35.875	255,3	12:38'45.126
6	23.582	23.873	24.062	24.240	1'35.757	256,5	12:40'20.883
7	23.743	23.933	23.984	24.264	1'35.924C	259,6	12:41'56.807
8	23.650	23.912	24.126	24.204	1'35.892	253,0	12:43'32.699
9	23.756	23.739	24.080	24.257	1'35.832	259,6	12:45'08.531
10	23.630	23.789	24.421	24.401	1'36.241	261,4	12:46'44.772
11	23.799	23.933	24.630	24.436	1'36.798	263,3	12:48'21.570
12	23.510	23.679	24.115	24.330	1'35.634	262,1	12:49'57.204
13	23.499	23.738	24.153	24.388	1'35.778	251,3	12:51'32.982
14	23.641	23.955	24.216	24.360	1'36.172	250,1	12:53'09.154
15	23.604	23.930	24.219	24.349	1'36.102	247,3	12:54'45.256
16	23.770	23.904	24.187	24.340	1'36.201	250,1	12:56'21.457
17	23.483	23.900	24.298	24.311	1'35.992	253,0	12:57'57.449
18	23.553	23.911	24.145	24.329	1'35.938	250,7	12:59'33.387
19	23.636	23.977	24.082	24.405	1'36.100	253,0	13:01'09.487
Race Time 30'33.953							

**20° 25 O. KONIG [1'35.684]**

Lap	Seg1	Seg2	Seg3	Seg4	Lap Time	km/h	Local Time
1		25.397	25.053	24.337	1'45.830	206,4	12:32'21.364
2	23.572	23.858	24.146	24.134	1'35.710	260,8	12:33'57.074
3	23.486	23.885	24.392	24.261	1'36.024C	257,1	12:35'33.098
4	23.341	23.875	24.214	24.298	1'35.728	257,7	12:37'08.826
5	23.676	23.732	24.282	24.257	1'35.947	257,7	12:38'44.773
6	23.524	23.940	24.217	24.305	1'35.986	259,6	12:40'20.759
7	23.513	23.772	24.103	24.310	1'35.698C	254,8	12:41'56.457
8	23.470	23.797	24.501	24.379	1'36.147	255,3	12:43'32.604
9	23.965	23.950	24.991	24.335	1'37.241	255,3	12:45'09.845
10	23.706	23.735	24.354	24.246	1'36.041	262,7	12:46'45.886
11	23.501	23.809	24.443	24.356	1'36.109	259,0	12:48'21.995
12	23.502	23.840	24.384	24.206	1'35.932	259,6	12:49'57.927
13	23.703	23.835	24.200	24.313	1'36.051	262,1	12:51'33.978
14	23.563	23.688	24.304	24.310	1'35.865	262,1	12:53'09.843
15	23.655	23.747	24.404	24.294	1'36.100	260,8	12:54'45.943
16	23.350	23.789	24.251	24.294	1'35.684	256,5	12:56'21.627
17	23.727	23.763	24.260	24.444	1'36.194	259,6	12:57'57.821
18	23.419	23.900	24.218	24.281	1'35.818	255,9	12:59'33.639
19	23.478	24.033	24.116	24.355	1'35.982	257,7	13:01'09.621
Race Time 30'34.087							

**21° 24 M. RAMIREZ [1'35.429]**

Lap	Seg1	Seg2	Seg3	Seg4	Lap Time	km/h	Local Time
-----	------	------	------	------	----------	------	------------

Race Time 30'38.249

**22° 40 M. CASADEI [1'35.279]**

Lap	Seg1	Seg2	Seg3	Seg4	Lap Time	km/h	Local Time
1		25.450	24.729	24.312	1'46.838	215,3	12:32'22.372
2	23.675	23.764	24.428	24.273	1'36.140	262,7	12:33'58.512
3	23.591	23.861	24.454	24.289	1'36.195C	258,4	12:35'34.707
4	23.408	23.531	24.166	24.174	1'35.279	257,1	12:37'09.986
5	23.457	24.000	24.225	24.230	1'35.912	260,8	12:38'45.898
6	23.412	23.821	24.225	24.176	1'35.634	259,0	12:40'21.532
7	23.651	23.710	24.307	24.242	1'35.910C	255,9	12:41'57.442
8	23.701	23.652	24.203	24.180	1'35.736	257,1	12:43'33.178
9	23.633	24.050	24.763	24.299	1'36.745	261,4	12:45'09.923
10	23.497	23.656	24.173	24.147	1'35.473	265,2	12:46'45.396
11	23.567	23.762	24.618	24.270	1'36.217	262,7	12:48'21.613
12	23.590	23.844	24.226	24.221	1'35.881	259,0	12:49'57.494
13	23.588	23.673	24.232	24.455	1'35.948	254,8	12:51'33.442
14	23.711	23.783	24.307	24.270	1'36.071	252,4	12:53'09.513
15	23.811	23.765	24.734	24.246	1'36.556	254,8	12:54'46.069
16	23.479	23.782	24.482	24.742	1'36.485	259,6	12:56'22.554
17	23.763	24.030	24.353	24.247	1'36.393	253,0	12:57'58.947
18	23.586	23.820	24.342	24.364	1'36.112	258,4	12:59'35.059
19	23.524	23.696	24.503	24.507	1'36.230	259,0	13:01'11.289
Race Time 30'35.755							

**23° 20 X. CARDELUS [1'35.649]**

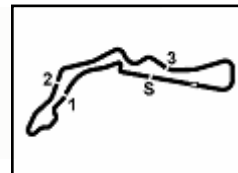
Lap	Seg1	Seg2	Seg3	Seg4	Lap Time	km/h	Local Time
1		25.761	25.019	24.232	1'46.994	211,6	12:32'22.528
2	23.877	24.084	24.260	24.292	1'36.513	256,5	12:33'59.041
3	23.560	23.905	24.274	24.271	1'36.010C	258,4	12:35'35.051
4	23.508	23.733	24.227	24.181	1'35.649	256,5	12:37'10.700
5	23.367	23.807	24.244	24.252	1'35.670	254,2	12:38'46.370
6	23.607	23.720	24.192	24.311	1'35.830	259,6	12:40'22.200
7	23.467	23.928	24.242	24.238	1'35.875C	253,6	12:41'58.075
8	23.562	23.799	24.104	24.249	1'35.714	252,4	12:43'33.789
9	23.410	23.892	24.681	24.311	1'36.294	254,8	12:45'10.083
10	23.679	23.914	24.313	24.271	1'36.177	260,2	12:46'46.260
11	23.505	23.879	24.275	24.307	1'35.966	255,3	12:48'22.226
12	23.780	23.929	24.321	24.458	1'36.488	254,8	12:49'58.714
13	23.593	23.843	24.291	24.393	1'36.120	251,3	12:51'34.834
14	23.560	23.983	24.415	24.465	1'36.423	251,8	12:53'11.257
15	23.376	23.919	24.323	24.349	1'35.967	251,3	12:54'47.224
16	23.432	23.749	24.287	24.380	1'35.848	252,4	12:56'23.072
17	23.538	24.036	24.469	24.321	1'36.364	251,8	12:57'59.436
18	23.487	24.822	24.524	24.576	1'37.409	251,8	12:59'36.845
19	23.506	24.089	24.635	24.708	1'36.938	248,4	13:01'13.783
Race Time 30'38.249							

16/05/2026 P = Pits In/Out - C = Lap Time Cancelled

These data/results cannot be reproduced, stored and/or transmitted in whole or in part by any manner of electronic, mechanical, photocopying, recording, broadcasting or otherwise now known or herein after developed without the previous express consent by the copyright owner, except for reproduction in daily press and regular printed publications on sale to the public within 60 days of the event related to those data/results and always provided that copyright symbol appears together as follows below.

© DORNA WSBK ORGANIZATION Srl 2026





Autodrom Most 4.212 m

**Czech Round, 15-17 May 2026**  
**Chronological Analysis Race 1**

Start at 12:30'35.534

5 / 6

24° 91 B. JIMENEZ (1'35.593)							
Lap	Seg1	Seg2	Seg3	Seg4	Lap Time	km/h	Local Time
1		25.619	24.737	24.506	1'46.743	209,5	12:32'22.277
2	23.993	23.881	24.341	24.496	1'36.711	260,8	12:33'58.988
3	23.847	24.036	24.182	24.394	1'36.459C	259,6	12:35'35.447
4	23.354	23.807	24.283	24.401	1'35.845	259,6	12:37'11.292
5	23.274	23.694	<b>24.157</b>	24.468	<b>1'35.593</b>	258,4	12:38'46.885
6	23.633	23.897	24.286	24.589	1'36.405	259,6	12:40'23.290
7	23.609	23.618	24.328	24.461	1'36.016C	257,1	12:41'59.306
8	23.405	23.720	24.272	<b>24.381</b>	1'35.778	257,1	12:43'35.084
9	<b>23.239</b>	<b>23.626</b>	24.306	24.586	1'35.757	259,0	12:45'10.841
10	23.417	24.065	24.266	24.434	1'36.182	259,6	12:46'47.023
11	23.356	23.762	24.272	24.410	1'35.800	259,6	12:48'22.823
12	24.071	24.039	24.444	24.603	1'37.157	259,6	12:49'59.980
13	23.345	23.957	24.510	24.560	1'36.372	260,2	12:51'36.352
14	23.546	23.896	24.545	24.462	1'36.449	261,4	12:53'12.801
15	23.616	23.984	24.570	24.635	1'36.805	<b>262,1</b>	12:54'49.606
16	23.465	23.879	24.598	24.717	1'36.659	258,4	12:56'26.265
17	23.568	23.688	24.454	24.612	1'36.322	253,6	12:58'02.587
18	23.301	23.732	24.531	24.571	1'36.135	254,2	12:59'38.722
19	23.425	23.814	24.492	24.530	1'36.261	255,3	13:01'14.983
Race Time 30'39.449							

27° 73 J. CRETARO (1'36.026)							
Lap	Seg1	Seg2	Seg3	Seg4	Lap Time	km/h	Local Time
1		25.966	24.974	24.433	1'47.642	217,0	12:32'23.176
2	23.812	24.269	24.569	<b>24.237</b>	1'36.887	<b>258,4</b>	12:34'00.063
3	23.625	24.108	24.471	24.391	1'36.595C	257,7	12:35'36.658
4	23.585	23.768	24.487	24.354	1'36.194	257,1	12:37'12.852
5	<b>23.472</b>	23.774	<b>24.469</b>	24.311	<b>1'36.026</b>	257,1	12:38'48.878
6	23.612	23.767	24.488	24.577	1'36.444	257,1	12:40'25.322
7	23.690	23.897	24.480	24.597	1'36.664C	252,4	12:42'01.986
8	23.645	<b>23.748</b>	24.559	24.585	1'36.537	252,4	12:43'38.523
9	25.497	24.172	24.903	24.778	1'39.350C	250,0	12:45'17.873
10	23.861	24.027	24.649	24.595	1'37.132	254,2	12:46'55.005
11	23.775	23.864	24.629	24.569	1'36.837	254,2	12:48'31.842
12	23.773	23.844	24.742	24.670	1'37.029	252,4	12:50'08.871
13	23.756	23.998	24.678	24.731	1'37.163	254,2	12:51'46.034
14	23.691	23.902	24.720	24.785	1'37.098	250,1	12:53'23.132
15	23.679	23.917	24.758	24.789	1'37.143	249,5	12:55'00.275
16	23.561	23.898	24.595	24.718	1'36.772	250,1	12:56'37.047
17	23.565	23.956	24.617	24.686	1'36.824	250,7	12:58'13.871
18	23.650	23.831	24.589	24.592	1'36.662	250,7	12:59'50.533
19	23.662	23.874	24.839	24.585	1'36.960	253,0	13:01'27.493
Race Time 30'51.959							

25° 10 L. TACCINI (1'35.644)							
Lap	Seg1	Seg2	Seg3	Seg4	Lap Time	km/h	Local Time
1		24.729	24.483	24.223	1'43.968	209,5	12:32'19.502
2	23.546	23.839	24.454	<b>24.211</b>	1'36.050	263,3	12:33'55.552
3	23.629	23.779	24.303	24.107	1'35.818C	263,3	12:35'31.370
4	23.349	<b>23.641</b>	24.416	24.355	1'35.761	<b>265,2</b>	12:37'07.131
5	23.345	23.828	24.470	24.389	1'36.032	260,2	12:38'43.163
6	<b>23.156</b>	23.765	<b>24.352</b>	24.371	<b>1'35.644</b>	260,2	12:40'18.807
7	23.418	23.761	24.490	24.411	1'36.080	259,0	12:41'54.887
8	23.393	23.869	24.456	24.540	1'36.258	257,7	12:43'31.145
9	23.426	24.583	24.415	24.571	1'36.995	257,7	12:45'08.140
10	23.767	23.830	24.536	24.394	1'36.527	264,6	12:46'44.667
11	23.788	23.958	24.607	24.466	1'36.819	260,8	12:48'21.486
12	25.084	24.019	24.673	24.551	1'38.327	258,4	12:49'59.813
13	23.284	23.848	24.681	24.589	1'36.402	259,0	12:51'36.215
14	23.441	23.856	24.616	24.595	1'36.508	257,7	12:53'12.723
15	23.414	24.038	24.662	24.507	1'36.621	258,4	12:54'49.344
16	23.418	24.342	24.795	24.633	1'37.188	257,7	12:56'26.532
17	23.638	23.902	24.590	24.613	1'36.743	260,2	12:58'03.275
18	23.348	23.992	24.790	24.706	1'36.836	257,7	12:59'40.111
19	23.281	24.075	24.840	24.678	1'36.874	257,7	13:01'16.985
Race Time 30'41.451							

28° 88 A. GIOMBINI (1'36.220)							
Lap	Seg1	Seg2	Seg3	Seg4	Lap Time	km/h	Local Time
1		25.847	24.948	24.388	1'47.358	215,3	12:32'22.892
2	23.965	24.207	<b>24.338</b>	<b>24.315</b>	1'36.825	255,9	12:33'59.717
3	23.713	23.979	24.329	24.279	1'36.300C	256,5	12:35'36.017
4	23.609	<b>23.873</b>	24.354	24.384	<b>1'36.220</b>	<b>259,6</b>	12:37'12.237
5	23.604	23.997	24.498	24.497	1'36.596	256,5	12:38'48.833
6	23.926	24.054	24.364	24.476	1'36.820	258,4	12:40'25.653
7	23.777	23.952	24.383	24.421	1'36.533C	256,5	12:42'02.186
8	23.770	23.920	24.459	24.463	1'36.612	253,6	12:43'38.798
9	24.024	24.015	24.587	24.928	1'37.554	255,3	12:45'16.352
10	23.838	24.190	24.657	24.666	1'37.351	254,2	12:46'53.703
11	23.656	24.198	24.819	24.859	1'37.532	254,8	12:48'31.235
12	23.638	24.455	24.688	24.791	1'37.572	253,6	12:50'08.807
13	23.978	24.260	24.642	24.662	1'37.542	251,3	12:51'46.349
14	23.822	24.163	24.578	24.583	1'37.146	253,0	12:53'23.495
15	23.665	24.187	24.532	24.707	1'37.091	254,2	12:55'00.586
16	23.804	24.120	24.606	24.605	1'37.135	253,6	12:56'37.721
17	<b>23.551</b>	24.299	24.546	24.794	1'37.190	253,0	12:58'14.911
18	23.830	24.153	24.764	24.790	1'37.537	251,8	12:59'52.448
19	23.920	24.314	25.035	24.972	1'38.241	253,0	13:01'30.689
Race Time 30'55.155							

26° 69 T. BOOTH-AMOS (1'34.583)							
Lap	Seg1	Seg2	Seg3	Seg4	Lap Time	km/h	Local Time
1		24.281	24.150	23.798	1'41.369	196,8	12:32'16.903
2	23.663	23.884	24.094	<b>23.714</b>	1'35.355	<b>266,5</b>	12:33'52.258
3	24.788	23.668	24.101	23.886	1'36.443C	262,1	12:35'28.701
4	<b>23.197</b>	<b>23.536</b>	23.974	23.876	<b>1'34.583</b>	259,6	12:37'03.284
5	23.227	23.609	<b>23.914</b>	23.923	1'34.673	265,9	12:38'37.957
6	23.266	23.710	24.061	23.915	1'34.952	262,7	12:40'12.909
7	47.491	27.047	25.023	24.559	2'04.120	262,1	12:42'17.029
8	23.819	23.910	24.559	24.391	1'36.679	250,7	12:43'53.708
9	23.417	23.640	24.357	24.321	1'35.735	253,0	12:45'29.443
10	23.317	23.638	24.185	24.291	1'35.431	254,2	12:47'04.874
11	23.581	23.585	24.197	24.229	1'35.592	254,8	12:48'40.466
12	23.255	23.815	24.413	24.073	1'35.556	255,9	12:50'16.022
13	23.366	24.181	24.324	24.271	1'36.142	253,6	12:51'52.164
14	23.586	23.691	24.294	24.330	1'35.901	251,3	12:53'28.065
15	23.573	23.733	24.314	24.378	1'35.998	250,7	12:55'04.063
16	23.432	23.664	24.305	24.254	1'35.655	251,8	12:56'39.718
17	23.237	23.712	24.241	24.056	1'35.246	251,8	12:58'14.964
18	23.255	23.574	24.279	24.349	1'35.457	254,2	12:59'50.421

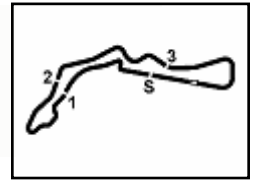
29° 54 R. ROSSI (1'37.050)							
Lap	Seg1	Seg2	Seg3	Seg4	Lap Time	km/h	Local Time
1		26.043	25.011	24.535	1'48.241	215,3	12:32'23.775
2	23.890	24.326	24.694	<b>24.493</b>	1'37.403	<b>259,0</b>	12:34'01.178
3	23.811	24.365	24.641	24.566	1'37.383C	256,5	12:35'38.561
4	23.821	<b>24.069</b>	24.752	24.517	1'37.159	258,4	12:37'15.720
5	<b>23.594</b>	24.088	27.073	24.876	1'39.631	257,7	12:38'55.351
6	23.670	24.106	<b>24.627</b>	24.759	1'37.162C	254,8	12:40'32.513
7	23.868	24.166	24.872	24.701	1'37.607C	253,0	12:42'10.120
8	23.722	24.139	24.675	24.628	1'37.164	252,4	12:43'47.284
9	23.984	24.140	24.754	24.697	1'37.575	253,0	12:45'24.859
10	23.769	24.076	24.818	24.663	1'37.326	254,2	12:47'02.185
11	23.683	24.162	24.778	24.709	1'37.332	255,3	12:48'39.517
12	23.639	24.147	24.932	24.603	1'37.321	253,6	12:50'16.838
13	23.645	24.121	24.664	24.620	<b>1'37.050</b>	253,6	12:51'53.888
14	23.802	24.324	24.856	24.705	1'37.687	254,2	12:53'31.575
15	23.714	24.204	24.802	24.722	1'37.442	253,6	12:55'09.017

16/05/2026 P = Pits In/Out - C = Lap Time Cancelled

These data/results cannot be reproduced, stored and/or transmitted in whole or in part by any manner of electronic, mechanical, photocopying, recording, broadcasting or otherwise now known or herein after developed without the previous express consent by the copyright owner, except for reproduction in daily press and regular printed publications on sale to the public within 60 days of the event related to those data/results and always provided that copyright symbol appears together as follows below.

© DORNA WSBK ORGANIZATION Srl 2026





Autodrom Most 4.212 m

**Czech Round, 15-17 May 2026**  
**Chronological Analysis Race 1**

Start at 12:30'35.534

**6 / 6**

16	23.740	24.251	24.893	24.717	1'37.601	253,6	12:56'46.618	14	23.280	23.557	24.127	46.987	1'57.951P	254,8	12:53'14.870
17	23.795	24.279	24.909	24.624	1'37.607	252,4	12:58'24.225	Race Time 22'39.336							
18	23.872	24.293	24.778	24.638	1'37.581	255,3	13:00'01.806								
19	24.127	24.203	24.783	24.828	1'37.941	255,9	13:01'39.747								

Race Time 31'04.213

**30° 22 A. CARRASCO [1'37.361]**

Lap	Seg.1	Seg.2	Seg.3	Seg.4	Lap Time	km/h	Local Time
1		26.198	24.834	24.461	1'47.894	212,4	12:32'23.428
2	23.975	24.302	24.675	<b>24.444</b>	1'37.396	<b>258,4</b>	12:34'00.824
3	23.972	24.369	24.610	24.500	1'37.451C	254,8	12:35'38.275
4	23.901	24.165	<b>24.640</b>	24.655	<b>1'37.361</b>	254,2	12:37'15.636
5	23.933	24.159	24.825	24.692	1'37.609	251,8	12:38'53.245
6	23.842	24.292	24.815	24.769	1'37.718C	253,6	12:40'30.963
7	23.844	24.226	24.698	24.638	1'37.406C	254,2	12:42'08.369
8	23.849	24.389	24.726	24.614	1'37.578	251,8	12:43'45.947
9	23.852	<b>24.157</b>	24.798	24.605	1'37.412	251,8	12:45'23.359
10	23.856	24.300	24.667	24.617	1'37.440	253,0	12:47'00.799
11	23.830	24.318	24.683	24.692	1'37.523	253,0	12:48'38.322
12	23.817	24.337	24.787	24.714	1'37.655	251,3	12:50'15.977
13	23.887	24.183	24.737	24.661	1'37.468	249,5	12:51'53.445
14	23.777	24.436	24.695	24.672	1'37.580	251,3	12:53'31.025
15	23.767	24.247	24.801	24.701	1'37.516	250,7	12:55'08.541
16	23.846	24.349	24.806	24.659	1'37.660	250,7	12:56'46.201
17	23.885	24.248	24.829	24.848	1'37.810	249,5	12:58'24.011
18	<b>23.739</b>	24.399	24.807	24.640	1'37.585	250,1	13:00'01.596
19	24.547	24.299	24.719	24.629	1'38.194	249,5	13:01'39.790

Race Time 31'04.256

**31° 57 A. MAHENDRA [1'34.678]**

Lap	Seg.1	Seg.2	Seg.3	Seg.4	Lap Time	km/h	Local Time
1		24.414	24.216	23.915	1'41.612	194,0	12:32'17.146
2	23.721	23.931	23.913	<b>23.896</b>	1'35.461	259,6	12:33'52.607
3	23.465	39.857	24.590	24.371	1'52.283C	<b>260,8</b>	12:35'44.890
4	23.398	23.649	23.988	24.246	1'35.281	251,8	12:37'20.171
5	23.503	23.684	23.995	24.091	1'35.273	250,7	12:38'55.444
6	23.235	23.690	23.929	24.441	1'35.295C	260,2	12:40'30.739
7	23.325	23.759	24.043	24.311	1'35.438C	249,0	12:42'06.177
8	23.335	23.527	23.983	24.259	1'35.104	249,5	12:43'41.281
9	23.864	24.079	24.276	36.731	1'48.950P	251,3	12:45'30.231
10	2'27.552	24.443	24.378	24.371	3'40.744P		12:49'10.975
11	23.317	<b>23.473</b>	<b>23.777</b>	24.111	<b>1'34.678</b>	247,3	12:50'45.653
12	23.210	23.567	23.993	24.451	1'35.221	248,4	12:52'20.874
13	23.248	23.572	23.939	24.242	1'35.001	245,6	12:53'55.875
14	23.204	23.870	24.213	24.376	1'35.663	248,4	12:55'31.538
15	<b>23.143</b>	23.547	23.954	24.198	1'34.842	247,9	12:57'06.380
16	23.221	23.742	23.924	24.435	1'35.322	248,4	12:58'41.702
17	23.274	23.774	24.128	24.274	1'35.450	249,0	13:00'17.152
18	23.216	23.598	24.025	24.216	1'35.055	247,3	13:01'52.207

Race Time 31'16.673

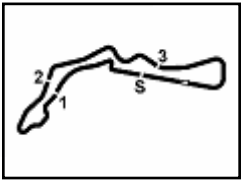
**RET 37 R. GARCIA [1'34.509]**

Lap	Seg.1	Seg.2	Seg.3	Seg.4	Lap Time	km/h	Local Time
1		23.911	24.070	24.123	1'40.775	191,0	12:32'16.309
2	23.421	23.610	23.957	24.202	1'35.190	255,3	12:33'51.499
3	23.391	23.713	24.068	24.294	1'35.466	253,6	12:35'26.965
4	23.369	23.778	23.937	24.328	1'35.412	250,7	12:37'02.377
5	23.445	23.471	<b>23.756</b>	<b>24.038</b>	1'34.710	248,4	12:38'37.087
6	23.431	23.587	23.816	24.226	1'35.060	254,8	12:40'12.147
7	23.233	23.563	24.027	24.322	1'35.145	255,9	12:41'47.292
8	23.949	23.671	24.072	24.191	1'35.883	251,3	12:43'23.175
9	23.407	23.491	23.911	24.172	1'34.981	<b>261,4</b>	12:44'58.156
10	23.263	23.391	23.905	24.114	1'34.673	257,7	12:46'32.829
11	23.278	23.487	24.027	24.092	1'34.884	253,6	12:48'07.713
12	23.325	<b>23.336</b>	23.913	24.123	1'34.697	256,5	12:49'42.410
13	<b>23.061</b>	23.403	23.901	24.144	<b>1'34.509</b>	254,8	12:51'16.919

16/05/2026 P = Pits In/Out - C = Lap Time Cancelled

These data/results cannot be reproduced, stored and/or transmitted in whole or in part by any manner of electronic, mechanical, photocopying, recording, broadcasting or otherwise now known or herein after developed without the previous express consent by the copyright owner, except for reproduction in daily press and regular printed publications on sale to the public within 60 days of the event related to those data/results and always provided that copyright symbol appears together as follows below.

© DORNA WSBK ORGANIZATION Srl 2026



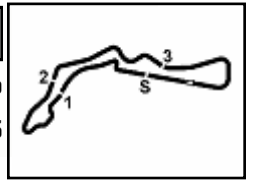
**Czech Round, 15-17 May 2026**  
**Best Laps & Speeds**

No.	Rider Bike	Nat	Best Lap		FP		SP		WUP1		RC1	
			LL	SPD	LL	SPD	LL	SPD	LL	SPD	LL	SPD
1	<b>61 C. ONCU</b> Yamaha YZF-R9	TUR	<b>1'33.802</b> 66 263,9		1'34.719 21 260,2		<b>1'33.802</b> 20 <b>263,9</b>		1'35.066 6 250,7		1'34.497 19 259,0	
2	<b>94 L. MAHIAS</b> Yamaha YZF-R9	FRA	<b>1'33.852</b> 58 260,8		1'35.293 18 259,0		<b>1'33.852</b> 16 255,3		1'36.037 5 254,2		1'34.454 19 <b>260,8</b>	
3	<b>53 V. DEBISE</b> ZXMOTO 820RR	FRA	<b>1'33.884</b> 60 262,7		1'34.389 17 <b>262,7</b>		<b>1'33.884</b> 18 260,2		1'34.744 6 257,7		1'34.336 19 262,1	
4	<b>75 A. ARENAS</b> Yamaha YZF-R9	ESP	<b>1'33.897</b> 61 263,9		1'35.979 20 258,4		<b>1'33.897</b> 17 <b>263,9</b>		1'34.955 5 257,7		1'34.470 19 260,8	
5	<b>32 D. BAYLISS</b> Triumph Street Triple 765 RS	AUS	<b>1'33.991</b> 62 263,3		1'35.071 20 262,1		<b>1'33.991</b> 17 262,7		1'36.276 6 <b>263,3</b>		1'34.618 19 262,1	
6	<b>37 R. GARCIA</b> Yamaha YZF-R9	ESP	<b>1'34.125</b> 58 261,4		1'34.962 20 258,4		<b>1'34.125</b> 19 255,9		1'35.354 5 259,6		1'34.509 14 <b>261,4</b>	
7	<b>69 T. BOOTH-AMOS</b> Triumph Street Triple 765 RS	GBR	<b>1'34.198</b> 60 266,5		1'35.435 19 262,7		<b>1'34.198</b> 17 258,4		1'35.365 5 254,8		1'34.583 19 <b>266,5</b>	
8	<b>57 A. MAHENDRA</b> Yamaha YZF-R9	INA	<b>1'34.215</b> 39 260,8				<b>1'34.215</b> 16 260,2		1'35.394 5 253,0		1'34.678 18 <b>260,8</b>	
9	<b>43 S. JESPERSEN</b> Ducati Panigale V2	DEN	<b>1'34.265</b> 63 265,2		1'35.458 20 262,7		<b>1'34.265</b> 19 263,9		1'36.020 5 260,2		1'35.213 19 <b>265,2</b>	
10	<b>64 F. CARICASULO</b> ZXMOTO 820RR	ITA	<b>1'34.294</b> 59 263,3		1'35.011 16 259,6		<b>1'34.294</b> 18 259,6		1'35.288 6 255,3		1'35.196 19 <b>263,3</b>	
11	<b>52 J. ALCOBA</b> Kawasaki ZX-6R 636	ESP	<b>1'34.341</b> 58 262,1		1'35.293 19 260,8		<b>1'34.341</b> 15 260,2		1'36.192 5 259,0		1'35.135 19 <b>262,1</b>	
12	<b>5 J. MASIA</b> Ducati Panigale V2	ESP	<b>1'34.381</b> 60 263,3		1'34.755 18 260,2		1'34.510 18 261,4		1'34.944 5 260,8		<b>1'34.381</b> 19 <b>263,3</b>	
13	<b>11 M. FERRARI</b> Ducati Panigale V2	ITA	<b>1'34.605</b> 63 267,2		1'35.044 19 264,6		<b>1'34.605</b> 20 263,9		1'35.453 5 258,4		1'34.705 19 <b>267,2</b>	
14	<b>50 D. VOSTATEK</b> Triumph Street Triple 765 RS	CZE	<b>1'34.657</b> 63 265,9		1'34.753 20 263,9		<b>1'34.657</b> 19 256,5		1'35.886 5 255,3		1'34.963 19 <b>265,9</b>	
15	<b>7 F. FARIOLI</b> Yamaha YZF-R9	ITA	<b>1'34.675</b> 68 263,3		1'35.161 24 258,4		<b>1'34.675</b> 19 257,1		1'35.721 6 254,8		1'34.804 19 <b>263,3</b>	
16	<b>65 P. OETTL</b> Ducati Panigale V2	GER	<b>1'34.722</b> 52 267,2		1'35.937 14 260,2		<b>1'34.722</b> 14 260,2		1'35.699 5 258,4		1'35.018 19 <b>267,2</b>	
17	<b>3 R. DE ROSA</b> QJMOTOR SRK 800 RS	ITA	<b>1'34.736</b> 63 263,3		1'36.035 20 257,1		<b>1'34.736</b> 19 257,7		1'36.987 5 256,5		1'35.386 19 <b>263,3</b>	
18	<b>19 A. KOFLER</b> Yamaha YZF-R9	AUT	<b>1'34.765</b> 46 262,1		1'36.564 20 253,6		<b>1'34.765</b> 16 257,1		1'36.042 5 254,8		1'35.603 5 <b>262,1</b>	
19	<b>16 A. ZACCONE</b> Ducati Panigale V2	ITA	<b>1'34.776</b> 61 267,2		1'35.888 19 261,4		<b>1'34.776</b> 17 266,5		1'35.070 6 259,0		1'35.094 19 <b>267,2</b>	
20	<b>77 D. AEGERTER</b> Kawasaki ZX-6R 636	SUI	<b>1'34.913</b> 61 265,2		1'36.198 17 259,0		<b>1'34.913</b> 20 260,8		1'38.232 5 256,5		1'35.390 19 <b>265,2</b>	
21	<b>6 C. PEROLARI</b> Honda CBR600RR	FRA	<b>1'35.117</b> 52 260,2		1'36.148 11 259,0		1'35.435 16 257,1		1'35.977 6 259,6		<b>1'35.117</b> 19 <b>260,2</b>	
22	<b>70 J. WHATLEY</b> Ducati Panigale V2	GBR	<b>1'35.190</b> 60 263,3		1'35.725 18 262,7		<b>1'35.190</b> 18 259,6		1'35.358 5 261,4		1'35.480 19 <b>263,3</b>	
23	<b>25 D. KONIG</b> Triumph Street Triple 765 RS	CZE	<b>1'35.195</b> 62 262,7		1'36.192 21 259,0		<b>1'35.195</b> 17 259,0		1'36.371 5 252,4		1'35.684 19 <b>262,7</b>	
24	<b>40 M. CASADEI</b> Ducati Panigale V2	ITA	<b>1'35.279</b> 41 265,2		1'36.059 16 259,0			252,4	1'36.396 6 260,8		<b>1'35.279</b> 19 <b>265,2</b>	
25	<b>24 M. RAMIREZ</b> QJMOTOR SRK 800 RS	ESP	<b>1'35.429</b> 54 263,9		1'37.537 16 256,5		1'35.552 14 255,9		1'37.042 5 257,1		<b>1'35.429</b> 19 <b>263,9</b>	

16/05/2026

These data/results cannot be reproduced, stored and/or transmitted in whole or in part by any manner of electronic, mechanical, photocopying, recording, broadcasting or otherwise now known or herein after developed without the previous express consent by the copyright owner, except for reproduction in daily press and regular printed publications on sale to the public within 60 days of the event related to those data/results and always provided that copyright symbol appears together as follows below.

© DORNA WSBK ORGANIZATION Srl 2026



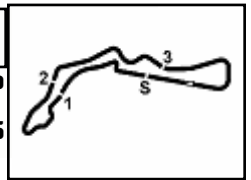
**Czech Round, 15-17 May 2026**  
**Best Laps & Speeds**

No.	Rider Bike	Nat	Best Lap		FP		SP		WUP1		RC1						
			LL	SPD	LL	SPD	LL	SPD	LL	SPD	LL	SPD					
26	<b>91 B. JIMENEZ</b> Ducati Panigale V2	ESP	<b>1'35.593</b> 62	262,1	1'36.163 21	<b>262,1</b>	1'35.831 17	257,7	1'36.180 5	259,0	1'35.593 19	<b>262,1</b>					
27	<b>10 L. TACCINI</b> Ducati Panigale V2	ITA	<b>1'35.608</b> 58	265,2	1'36.627 16	262,1	<b>1'35.608</b> 17	260,8	1'36.477 6	258,4	1'35.644 19	<b>265,2</b>					
28	<b>31 Y. OKAMOTO</b> Yamaha YZF-R9	JPN	<b>1'35.634</b> 66	263,3	1'36.372 21	259,0	1'35.649 20	256,5	1'36.507 6	255,9	<b>1'35.634</b> 19	<b>263,3</b>					
29	<b>20 X. CARDELUS</b> Yamaha YZF-R9	AND	<b>1'35.649</b> 56	260,2	1'35.870 18	257,7	1'35.892 16	255,9	1'36.186 3	251,8	<b>1'35.649</b> 19	<b>260,2</b>					
30	<b>73 J. CRETARD</b> MV Agusta F3 800 RR	ITA	<b>1'36.026</b> 59	260,2	1'38.352 19	254,2	1'36.634 16	<b>260,2</b>	1'36.627 5	255,9	1'36.026 19	258,4					
31	<b>88 A. GIOMBINI</b> MV Agusta F3 800 RR	ITA	<b>1'36.096</b> 57	259,6	1'37.764 17	<b>259,6</b>	<b>1'36.096</b> 16	<b>259,6</b>	1'37.567 5	255,3	1'36.220 19	<b>259,6</b>					
32	<b>22 A. CARRASCO</b> Honda CBR600RR	ESP	<b>1'36.703</b> 59	258,4	1'37.853 17	254,8	<b>1'36.703</b> 18	256,5	1'38.156 5	252,4	1'37.361 19	<b>258,4</b>					
33	<b>54 R. ROSSI</b> Ducati Panigale V2	ITA	<b>1'36.727</b> 60	260,2	1'37.667 21	<b>260,2</b>	1'35.259 15	255,9	1'37.662 5	257,1	1'37.050 19	259,0					

16/05/2026

These data/results cannot be reproduced, stored and/or transmitted in whole or in part by any manner of electronic, mechanical, photocopying, recording, broadcasting or otherwise now known or herein after developed without the previous express consent by the copyright owner, except for reproduction in daily press and regular printed publications on sale to the public within 60 days of the event related to those data/results and always provided that copyright symbol appears together as follows below.

© DORNA WSBK ORGANIZATION Srl 2026


**Czech Round, 15-17 May 2026**  
**Fastest Laps Race 1**

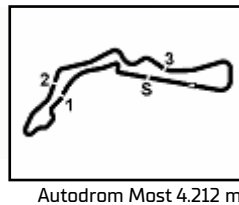
No.	Rider	Nat	Team	Bike	Class	Lap	Time	Gap
1	<b>53</b> V. <b>DEBISE</b>	FRA	EASTROC ZXMTOTO Evan Bros Factory	ZXMTOTO 820RR		19	<b>1'34.336</b>	
2	<b>5</b> J. <b>MASIA</b>	ESP	Orelac Racing Verdnatura	Ducati Panigale V2		7	<b>1'34.381</b>	0.045
3	<b>94</b> L. <b>MAHIAS</b>	FRA	GMT94 Yamaha	Yamaha YZF-R9		17	<b>1'34.454</b>	0.118
4	<b>75</b> A. <b>ARENAS</b>	ESP	AS BLU CRU Racing Team	Yamaha YZF-R9		13	<b>1'34.470</b>	0.134
5	<b>61</b> C. <b>ONCU</b>	TUR	Pata Yamaha Ten Kate Racing	Yamaha YZF-R9		16	<b>1'34.497</b>	0.161
6	<b>37</b> R. <b>GARCIA</b>	ESP	GMT94 Yamaha	Yamaha YZF-R9		13	<b>1'34.509</b>	0.173
7	<b>69</b> T. <b>BOOTH-AMOS</b>	GBR	PTR Triumph Factory Racing	Triumph Street Triple 765 RS		4	<b>1'34.583</b>	0.247
8	<b>32</b> D. <b>BAYLISS</b>	AUS	PTR Triumph Factory Racing	Triumph Street Triple 765 RS		11	<b>1'34.618</b>	0.282
9	<b>57</b> A. <b>MAHENDRA</b>	INA	AS BLU CRU Racing Team	Yamaha YZF-R9		11	<b>1'34.678</b>	0.342
10	<b>11</b> M. <b>FERRARI</b>	ITA	WRP Racing	Ducati Panigale V2		13	<b>1'34.705</b>	0.369
11	<b>7</b> F. <b>FARIOLI</b>	ITA	VFT Racing Yamaha	Yamaha YZF-R9		7	<b>1'34.804</b>	0.468
12	<b>50</b> D. <b>VOSTATEK</b>	CZE	Compos Racing Team	Triumph Street Triple 765 RS		18	<b>1'34.963</b>	0.627
13	<b>65</b> P. <b>OETTL</b>	GER	Feel Racing WorldSSP Team	Ducati Panigale V2		6	<b>1'35.018</b>	0.682
14	<b>16</b> A. <b>ZACCONE</b>	ITA	Ecosantagata Althea Racing Team	Ducati Panigale V2		10	<b>1'35.094</b>	0.758
15	<b>6</b> C. <b>PEROLARI</b>	FRA	Honda Racing World Supersport	Honda CBR600RR	*	10	<b>1'35.117</b>	0.781
16	<b>52</b> J. <b>ALCOBA</b>	ESP	Kawasaki WorldSSP Team	Kawasaki ZX-6R 636		18	<b>1'35.135</b>	0.799
17	<b>64</b> F. <b>CARICASULO</b>	ITA	EASTROC ZXMTOTO Evan Bros Factory	ZXMTOTO 820RR		8	<b>1'35.196</b>	0.860
18	<b>43</b> S. <b>JESPERSEN</b>	DEN	EAB Racing Team	Ducati Panigale V2		6	<b>1'35.213</b>	0.877
19	<b>40</b> M. <b>CASADEI</b>	ITA	D34G WorldSSP Racing Team	Ducati Panigale V2		4	<b>1'35.279</b>	0.943
20	<b>3</b> R. <b>DE ROSA</b>	ITA	QJMOTOR Factory Racing	QJMOTOR SRK 800 RS	*	10	<b>1'35.386</b>	1.050
21	<b>77</b> D. <b>AEGERTER</b>	SUI	Kawasaki WorldSSP Team	Kawasaki ZX-6R 636		19	<b>1'35.390</b>	1.054
22	<b>24</b> M. <b>RAMIREZ</b>	ESP	QJMOTOR Factory Racing	QJMOTOR SRK 800 RS	*	4	<b>1'35.429</b>	1.093
23	<b>70</b> J. <b>WHATLEY</b>	GBR	Orelac Racing Verdnatura	Ducati Panigale V2		11	<b>1'35.480</b>	1.144
24	<b>91</b> B. <b>JIMENEZ</b>	ESP	WRP Racing	Ducati Panigale V2		5	<b>1'35.593</b>	1.257
25	<b>19</b> A. <b>KOFLER</b>	AUT	Motorsport Kofler	Yamaha YZF-R9	*	5	<b>1'35.603</b>	1.267
26	<b>31</b> Y. <b>OKAMOTO</b>	JPN	Pata Yamaha Ten Kate Racing	Yamaha YZF-R9		12	<b>1'35.634</b>	1.298
27	<b>10</b> L. <b>TACCINI</b>	ITA	Ecosantagata Althea Racing Team	Ducati Panigale V2		6	<b>1'35.644</b>	1.308
28	<b>20</b> X. <b>CARDELUS</b>	AND	Cerba Yamaha Racing Team	Yamaha YZF-R9		4	<b>1'35.649</b>	1.313
29	<b>25</b> D. <b>KONIG</b>	CZE	Compos Racing Team	Triumph Street Triple 765 RS		16	<b>1'35.684</b>	1.348
30	<b>73</b> J. <b>CRETARO</b>	ITA	Flebbo by Racing Development	MV Agusta F3 800 RR		5	<b>1'36.026</b>	1.690
31	<b>88</b> A. <b>GIOMBINI</b>	ITA	Motozoo by Madforce Dubai	MV Agusta F3 800 RR		4	<b>1'36.220</b>	1.884
32	<b>54</b> R. <b>ROSSI</b>	ITA	Renzi Corse	Ducati Panigale V2		13	<b>1'37.050</b>	2.714
33	<b>22</b> A. <b>CARRASCO</b>	ESP	Honda Racing World Supersport	Honda CBR600RR	*	4	<b>1'37.361</b>	3.025

\* WorldSSP Challenge

16/05/2026

These data/results cannot be reproduced, stored and/or transmitted in whole or in part by any manner of electronic, mechanical, photocopying, recording, broadcasting or otherwise now known or herein after developed without the previous express consent by the copyright owner, except for reproduction in daily press and regular printed publications on sale to the public within 60 days of the event related to those data/results and always provided that copyright symbol appears together as follows below.

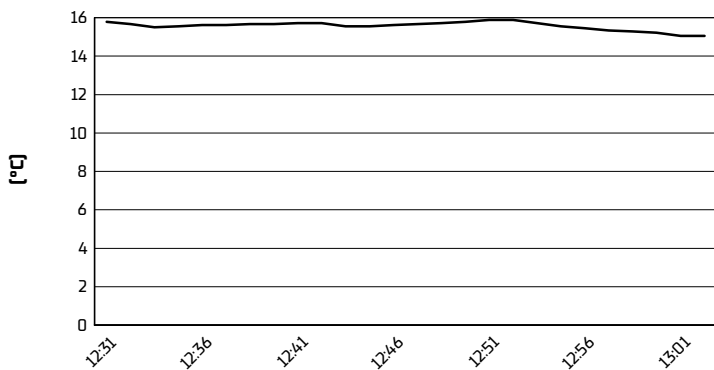
© DORNA WSBK ORGANIZATION Srl 2026



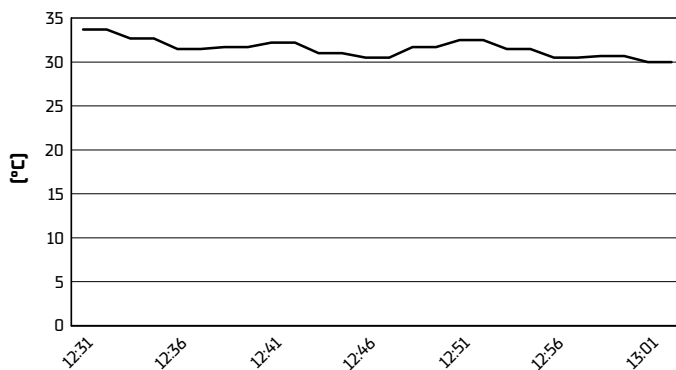
**Czech Round, 15-17 May 2026**  
**Weather Report Race 1**

Session started 12:31 - Session ended 13:03

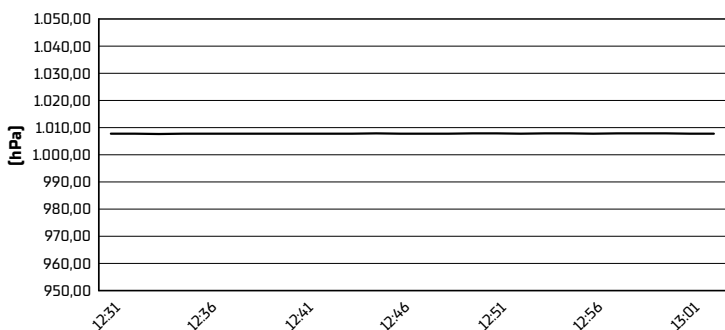
**Air Temperature**



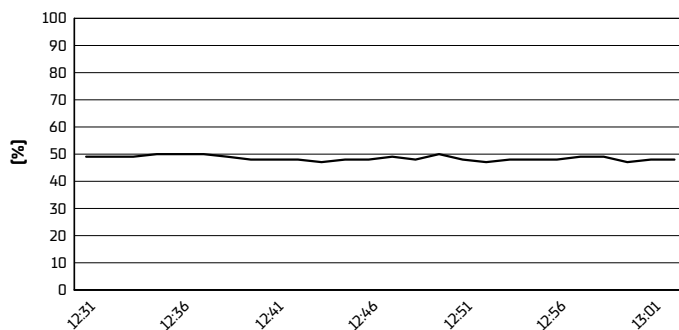
**Track Temperature**



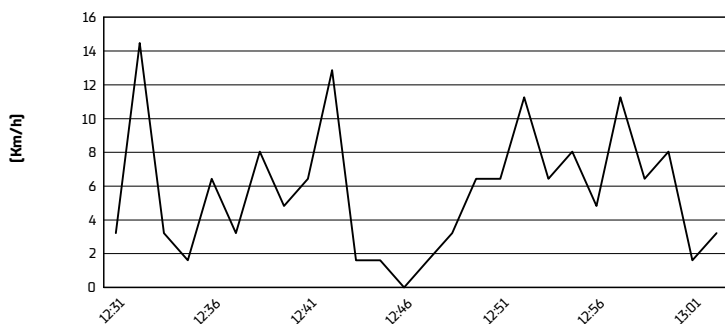
**Air Pressure**



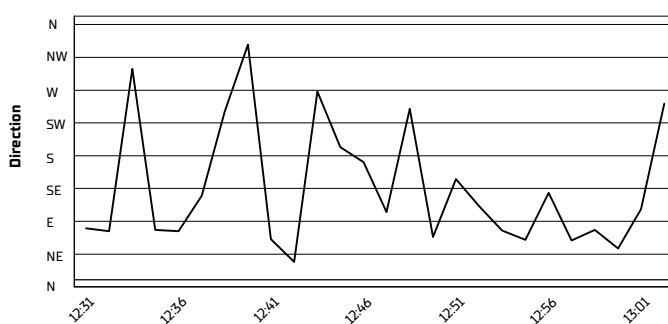
**Humidity**



**Wind Speed**

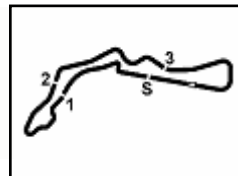


**Wind Direction**



16/05/2026  
These data/results cannot be reproduced, stored and/or transmitted in whole or in part by any manner of electronic, mechanical, photocopying, recording, broadcasting or otherwise now known or herein after developed without the previous express consent by the copyright owner, except for reproduction in daily press and regular printed publications on sale to the public within 60 days of the event related to those data/results and always provided that copyright symbol appears together as follows below.

© DORNA WSBK ORGANIZATION Srl 2026



Autodrom Most 4.212 m

**Czech Round, 15-17 May 2026**

**Provisional Starting Grid - Race 2 (19 Laps x 4,212 km = 80,028 km)**

1	1	<b>53</b> <b>DEBISE V.</b> ZXMOTO <b>1'34.336</b> RC1	2	<b>5</b> <b>MASIA J.</b> Ducati <b>1'34.381</b> RC1	3	<b>94</b> <b>MAHIAS L.</b> Yamaha <b>1'34.454</b> RC1
2	4	<b>75</b> <b>ARENAS A.</b> Yamaha <b>1'34.470</b> RC1	5	<b>61</b> <b>ONCU C.</b> Yamaha <b>1'34.497</b> RC1	6	<b>37</b> <b>GARCIA R.</b> Yamaha <b>1'34.509</b> RC1
3	7	<b>69</b> <b>BOOTH-AMOS T.</b> Triumph <b>1'34.583</b> RC1	8	<b>32</b> <b>BAYLISS O.</b> Triumph <b>1'34.618</b> RC1	9	<b>57</b> <b>MAHENDRA A.</b> Yamaha <b>1'34.678</b> RC1
4	10	<b>43</b> <b>JESPERSEN S.</b> Ducati <b>1'34.265</b> SP	11	<b>64</b> <b>CARICASULO F.</b> ZXMOTO <b>1'34.294</b> SP	12	<b>52</b> <b>ALCOBA J.</b> Kawasaki <b>1'34.341</b> SP
5	13	<b>11</b> <b>FERRARI M.</b> Ducati <b>1'34.605</b> SP	14	<b>50</b> <b>VOSTATEK O.</b> Triumph <b>1'34.657</b> SP	15	<b>7</b> <b>FARIOLI F.</b> Yamaha <b>1'34.675</b> SP
6	16	<b>65</b> <b>OETTL P.</b> Ducati <b>1'34.722</b> SP	17	<b>3</b> <b>DE ROSA R.</b> QJMOTOR <b>1'34.736</b> SP	18	<b>19</b> <b>KOFLER A.</b> Yamaha <b>1'34.765</b> SP
7	19	<b>16</b> <b>ZACCONE A.</b> Ducati <b>1'34.776</b> SP	20	<b>77</b> <b>AEGERTER D.</b> Kawasaki <b>1'34.913</b> SP	21	<b>70</b> <b>WHATLEY J.</b> Ducati <b>1'35.190</b> SP
8	22	<b>25</b> <b>KONIG O.</b> Triumph <b>1'35.195</b> SP	23	<b>6</b> <b>PEROLARI C.</b> Honda <b>1'35.435</b> SP	24	<b>24</b> <b>RAMIREZ M.</b> QJMOTOR <b>1'35.552</b> SP
9	25	<b>10</b> <b>TACCINI L.</b> Ducati <b>1'35.608</b> SP	26	<b>31</b> <b>OKAMOTO Y.</b> Yamaha <b>1'35.649</b> SP	27	<b>91</b> <b>JIMENEZ B.</b> Ducati <b>1'35.831</b> SP
10	28	<b>20</b> <b>CARDELUS X.</b> Yamaha <b>1'35.892</b> SP	29	<b>88</b> <b>GIOMBINI A.</b> MV Agusta <b>1'36.096</b> SP	30	<b>73</b> <b>CRETARO J.</b> MV Agusta <b>1'36.634</b> SP
11	31	<b>22</b> <b>CARRASCO A.</b> Honda <b>1'36.703</b> SP	32	<b>54</b> <b>ROSSI R.</b> Ducati <b>1'36.727</b> SP	33	<b>40</b> <b>CASADEI M.</b> Ducati

16/05/2026 The Race Director: **Stefano Carloia**

These data/results cannot be reproduced, stored and/or transmitted in whole or in part by any manner of electronic, mechanical, photocopying, recording, broadcasting or otherwise now known or herein after developed without the previous express consent by the copyright owner, except for reproduction in daily press and regular printed publications on sale to the public within 60 days of the event related to those data/results and always provided that copyright symbol appears together as follows below. © DORNA WSBK ORGANIZATION Srl 2026

FICR PERUGIA TIMING

