

Autodrom Most 4.212 m

Czech Round, 15-17 May 2026
Chronological Analysis Race 1

Start at 12:30'35.534

1 / 6

1° 53 V. DEBISE [1'34.336]							
Lap	Seg1	Seg2	Seg3	Seg4	Lap Time	km/h	Local Time
1		24.020	24.179	23.969	1'41.105	192,3	12:32'16.639
2	23.714	23.855	23.927	23.905	1'35.401	258,4	12:33'52.040
3	23.413	23.717	24.077	24.224	1'35.431	260,8	12:35'27.471
4	23.455	23.682	24.094	24.010	1'35.241	259,0	12:37'02.712
5	23.443	23.722	23.876	24.064	1'35.105	262,1	12:38'37.817
6	23.288	23.641	23.948	24.008	1'34.885	259,6	12:40'12.702
7	23.429	23.507	23.793	24.089	1'34.818	260,8	12:41'47.520
8	23.388	23.710	23.971	24.254	1'35.323	261,4	12:43'22.843
9	23.363	23.438	23.931	24.269	1'35.001	253,0	12:44'57.844
10	23.165	23.422	23.918	24.204	1'34.709	253,6	12:46'32.553
11	23.209	23.413	23.904	24.073	1'34.599	254,8	12:48'07.152
12	23.241	23.370	23.977	24.153	1'34.741	252,4	12:49'41.893
13	23.118	23.444	23.912	24.210	1'34.684	253,6	12:51'16.577
14	23.153	23.467	23.921	24.201	1'34.742	253,6	12:52'51.319
15	23.194	23.487	23.842	24.172	1'34.695	251,8	12:54'26.014
16	23.089	23.400	23.970	24.158	1'34.617	253,0	12:56'00.631
17	23.197	23.438	23.905	24.187	1'34.727	253,0	12:57'35.358
18	23.087	23.427	23.949	24.263	1'34.726	253,0	12:59'10.084
19	22.994	23.385	23.807	24.150	1'34.336	251,8	13:00'44.420
Race Time 30'08.886							

2° 61 C. ONCU [1'34.497]							
Lap	Seg1	Seg2	Seg3	Seg4	Lap Time	km/h	Local Time
1		23.924	24.084	24.207	1'40.718	184,5	12:32'16.252
2	23.330	23.645	23.954	24.270	1'35.199	254,2	12:33'51.451
3	23.341	23.683	24.072	24.373	1'35.469	251,8	12:35'26.920
4	23.319	23.697	24.007	24.409	1'35.432	250,7	12:37'02.352
5	23.602	23.516	23.818	24.109	1'35.045	247,3	12:38'37.397
6	23.276	23.715	23.830	23.969	1'34.790	255,3	12:40'12.187
7	23.341	23.599	23.958	24.318	1'35.216	259,0	12:41'47.403
8	23.442	23.651	24.253	24.218	1'35.564	257,1	12:43'22.967
9	23.510	23.477	23.865	24.178	1'35.030	254,8	12:44'57.997
10	23.251	23.384	23.891	24.110	1'34.636	253,6	12:46'32.633
11	23.290	23.473	23.959	24.160	1'34.882C	255,3	12:48'07.515
12	23.309	23.384	23.947	24.022	1'34.662	249,5	12:49'42.177
13	23.054	23.459	23.993	24.042	1'34.548	252,4	12:51'16.725
14	23.290	23.600	23.911	24.083	1'34.884	253,6	12:52'51.609
15	23.313	23.435	23.814	24.115	1'34.677	250,1	12:54'26.286
16	23.270	23.397	23.760	24.070	1'34.497	251,8	12:56'00.783
17	23.239	23.560	23.894	24.133	1'34.826	251,3	12:57'35.609
18	23.165	23.458	23.805	24.153	1'34.581	253,0	12:59'10.190
19	23.255	23.572	23.881	24.161	1'34.869	251,8	13:00'45.059
Race Time 30'09.525							

3° 75 A. ARENAS [1'34.470]							
Lap	Seg1	Seg2	Seg3	Seg4	Lap Time	km/h	Local Time
1		23.926	24.089	24.133	1'41.048	190,6	12:32'16.582
2	23.737	23.766	23.877	23.976	1'35.356	256,5	12:33'51.938
3	23.428	23.670	24.021	24.132	1'35.251	257,7	12:35'27.189
4	23.485	23.558	23.988	24.289	1'35.320	256,5	12:37'02.509
5	23.184	23.419	23.829	24.107	1'34.539	260,8	12:38'37.048
6	23.391	23.527	23.787	24.172	1'34.877	251,3	12:40'11.925
7	23.302	23.583	24.067	24.458	1'35.410	250,7	12:41'47.335
8	23.804	23.640	24.125	24.206	1'35.775	253,0	12:43'23.110
9	23.859	23.557	24.034	24.052	1'35.502	260,8	12:44'58.612
10	23.268	23.542	23.850	23.992	1'34.652	257,1	12:46'33.264
11	23.167	23.608	24.015	23.949	1'34.739	257,7	12:48'08.003
12	23.473	23.401	23.933	23.977	1'34.784	258,4	12:49'42.787
13	23.185	23.395	23.876	24.014	1'34.470	256,5	12:51'17.257
14	23.281	23.449	24.026	24.040	1'34.796	257,1	12:52'52.053
15	23.373	23.417	23.857	24.067	1'34.714	253,6	12:54'26.767
16	23.153	23.446	23.874	24.069	1'34.542	254,8	12:56'01.309
17	23.231	23.422	23.845	24.102	1'34.600	253,0	12:57'35.909
18	23.187	23.519	23.876	23.990	1'34.572	253,0	12:59'10.481

4° 5 J. MASIA [1'34.381]								
Lap	Seg1	Seg2	Seg3	Seg4	Lap Time	km/h	Local Time	
1			24.953	23.848	24.383	1'42.891	201,1	12:32'18.425
2	23.335	24.441	23.916	24.106	1'35.798	260,8	12:33'54.223	
3	23.136	23.594	24.016	24.017	1'34.763	258,4	12:35'28.986	
4	23.398	23.777	24.326	24.054	1'35.555	262,1	12:37'04.541	
5	23.355	23.615	23.976	23.994	1'34.940	262,1	12:38'39.481	
6	23.279	23.642	24.190	24.088	1'35.199	257,1	12:40'14.680	
7	23.057	23.426	23.909	23.989	1'34.381	257,1	12:41'49.061	
8	23.046	23.746	24.037	24.155	1'34.984	259,6	12:43'24.045	
9	23.219	23.969	23.998	24.114	1'35.300	259,0	12:44'59.345	
10	23.279	23.681	23.958	23.967	1'34.885C	263,3	12:46'34.230	
11	23.269	23.504	24.026	23.953	1'34.752	263,3	12:48'08.982	
12	23.177	23.482	24.022	23.902	1'34.583	259,0	12:49'43.565	
13	23.125	23.581	23.940	24.006	1'34.652	262,1	12:51'18.217	
14	23.060	23.550	23.933	24.193	1'34.736	262,1	12:52'52.953	
15	23.096	23.481	24.035	24.017	1'34.629	257,7	12:54'27.582	
16	23.091	23.538	23.880	24.062	1'34.571	259,0	12:56'02.153	
17	23.059	23.435	23.980	23.991	1'34.465	258,4	12:57'36.618	
18	23.113	23.515	23.997	23.945	1'34.570	259,0	12:59'11.188	
19	23.386	23.494	24.007	24.105	1'34.992	262,7	13:00'46.180	
Race Time 30'10.646								

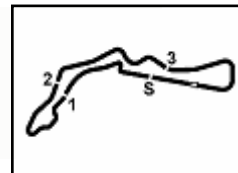
5° 94 L. MAHIAS [1'34.454]								
Lap	Seg1	Seg2	Seg3	Seg4	Lap Time	km/h	Local Time	
1			23.849	24.113	24.281	1'40.626	187,7	12:32'16.160
2	23.815	23.613	23.938	24.116	1'35.482	246,2	12:33'51.642	
3	23.530	23.682	24.007	24.287	1'35.506	260,2	12:35'27.148	
4	23.703	23.649	23.999	24.104	1'35.455	257,1	12:37'02.603	
5	23.451	23.675	23.825	23.979	1'34.930	260,8	12:38'37.533	
6	23.349	23.753	23.835	23.997	1'34.934	260,8	12:40'12.467	
7	23.380	23.521	23.905	24.400	1'35.206	255,9	12:41'47.673	
8	23.600	23.862	24.065	24.147	1'35.674	259,0	12:43'23.347	
9	23.790	23.867	24.042	24.123	1'35.822	259,0	12:44'59.169	
10	23.350	23.590	23.840	23.996	1'34.776C	260,2	12:46'33.945	
11	23.190	23.426	23.913	23.995	1'34.524	255,3	12:48'08.469	
12	23.226	23.441	23.936	24.054	1'34.657	254,8	12:49'43.126	
13	23.094	23.462	23.968	24.144	1'34.668	255,9	12:51'17.794	
14	23.401	23.450	23.859	24.078	1'34.788	255,3	12:52'52.582	
15	23.304	23.413	23.868	24.116	1'34.701	250,7	12:54'27.283	
16	23.243	23.429	23.841	24.097	1'34.610	253,0	12:56'01.893	
17	23.174	23.503	23.761	24.016	1'34.454	253,0	12:57'36.347	
18	23.159	23.531	23.924	24.085	1'34.699	254,2	12:59'11.046	
19	23.709	23.514	23.976	24.040	1'35.239	252,4	13:00'46.285	
Race Time 30'10.751								

6° 32 D. BAYLISS [1'34.618]								
Lap	Seg1	Seg2	Seg3	Seg4	Lap Time	km/h	Local Time	
1			24.128	24.158	24.031	1'41.274	194,0	12:32'16.808
2	23.933	23.805	24.076	23.858	1'35.672	262,1	12:33'52.480	
3	23.790	23.469	23.868	24.067	1'35.194	260,2	12:35'27.674	
4	23.402	23.701	24.094	24.119	1'35.316	261,4	12:37'02.990	
5	23.277	23.949	23.971	23.875	1'35.072	261,4	12:38'38.062	
6	23.349	23.613	24.082	24.050	1'35.094C	261,4	12:40'13.156	
7	23.336	23.372	23.943	24.123	1'34.774	260,2	12:41'47.930	
8	23.672	23.842	24.009	24.101	1'35.624	260,2	12:43'23.554	
9	23.489	23.607	24.250	24.122	1'35.468	260,2	12:44'59.022	
10	23.401	23.373	24.072	24.184	1'35.030	259,0	12:46'34.052	
11	23.278	23.426	23.936	23.978	1'34.618	258,4	12:48'08.670	
12	23.319	23.322	24.009	24.062	1'34.712	258,4	12:49'43.382	
13	23.114	23.346	24.144	24.080	1'34.684	260,2	12:51'18.066	
14	23.474	23.457	23.981	24.112	1'35.024	257,7	12:52'53.090	
15	23.364	23.359	24.057	24.008	1'34.788	259,0	12:54'27.878	

16/05/2026 P = Pits In/Out - C = Lap Time Cancelled

These data/results cannot be reproduced, stored and/or transmitted in whole or in part by any manner of electronic, mechanical, photocopying, recording, broadcasting or otherwise now known or herein after developed without the previous express consent by the copyright owner, except for reproduction in daily press and regular printed publications on sale to the public within 60 days of the event related to those data/results and always provided that copyright symbol appears together as follows below.

© DORNA WSBK ORGANIZATION Srl 2026



Autodrom Most 4.212 m

Czech Round, 15-17 May 2026
Chronological Analysis Race 1

Start at 12:30'35.534

2 / 6

16	23.362	23.620	24.184	24.231	1'35.397	259,0	12:56'03.275	13	23.118	23.730	24.165	24.360	1'35.373	261,4	12:51'24.879
17	23.255	23.520	24.134	24.222	1'35.131	255,9	12:57'38.406	14	23.281	23.619	24.155	24.406	1'35.461	254,2	12:53'00.340
18	23.293	23.551	24.224	24.270	1'35.338	254,8	12:59'13.744	15	23.251	23.734	24.212	24.347	1'35.544	252,4	12:54'35.884
19	23.420	23.749	24.359	24.427	1'35.955	254,2	13:00'49.699	16	23.224	23.672	24.128	24.381	1'35.405	253,0	12:56'11.289

Race Time 30'14.165

7° 11 M. FERRARI (1'34.705)

Lap	Seg1	Seg2	Seg3	Seg4	Lap Time	km/h	Local Time
1		24.472	24.276	24.073	1'42.418	201,8	12:32'17.952
2	23.434	24.004	24.040	23.991	1'35.469	262,1	12:33'53.421
3	23.417	23.826	24.475	23.908	1'35.626	261,4	12:35'29.047
4	23.154	23.849	24.310	23.937	1'35.250	267,2	12:37'04.297
5	23.462	23.597	24.056	24.109	1'35.224	260,2	12:38'39.521
6	23.058	23.653	24.299	24.193	1'35.203	262,1	12:40'14.724
7	23.356	23.635	24.209	24.014	1'35.214	255,3	12:41'49.938
8	23.170	23.610	24.256	24.173	1'35.209	258,4	12:43'25.147
9	23.105	23.609	24.181	24.173	1'35.068	258,4	12:45'00.215
10	23.315	23.584	24.119	24.035	1'35.053	260,2	12:46'35.268
11	23.231	23.563	24.183	24.041	1'35.018	262,1	12:48'10.286
12	23.147	23.572	24.124	24.053	1'34.896	259,6	12:49'45.182
13	23.054	23.495	24.095	24.061	1'34.705	260,2	12:51'19.887
14	23.396	23.651	24.270	24.176	1'35.493	262,7	12:52'55.380
15	23.311	23.688	24.332	24.133	1'35.464	257,1	12:54'30.844
16	23.153	23.532	24.223	24.173	1'35.081	256,5	12:56'05.925
17	23.158	23.610	24.232	24.201	1'35.201	255,9	12:57'41.126
18	23.149	23.644	24.369	24.143	1'35.305	256,5	12:59'16.431
19	23.192	23.847	24.319	24.327	1'35.685	256,5	13:00'52.116

Race Time 30'16.582

8° 7 F. FARIOLI (1'34.804)

Lap	Seg1	Seg2	Seg3	Seg4	Lap Time	km/h	Local Time
1		24.403	24.174	24.018	1'41.889	201,8	12:32'17.423
2	23.584	24.000	23.957	24.043	1'35.584	256,5	12:33'53.007
3	23.397	23.581	23.973	24.018	1'34.969	257,1	12:35'27.976
4	23.344	23.700	24.103	24.061	1'35.208	258,4	12:37'03.184
5	23.680	23.634	24.144	24.137	1'35.595	263,3	12:38'38.779
6	23.181	23.557	24.022	24.052	1'34.812	254,2	12:40'13.591
7	23.323	23.467	23.924	24.090	1'34.804	256,5	12:41'48.395
8	23.325	23.981	24.429	24.156	1'35.891	254,2	12:43'24.286
9	23.251	23.857	24.146	24.066	1'35.320	258,4	12:44'59.606
10	23.276	23.653	24.059	24.117	1'35.105	259,6	12:46'34.711
11	23.327	23.578	23.959	24.073	1'34.937	258,4	12:48'09.648
12	23.187	23.530	24.137	24.087	1'34.941	254,2	12:49'44.589
13	23.208	23.586	24.098	24.220	1'35.112	254,8	12:51'19.701
14	23.756	23.612	24.268	24.196	1'35.832	254,8	12:52'55.533
15	23.738	23.651	24.192	24.272	1'35.853	259,0	12:54'31.386
16	23.388	23.603	24.084	24.278	1'35.353	253,6	12:56'06.739
17	23.255	23.746	24.098	24.295	1'35.394	253,6	12:57'42.133
18	23.243	23.765	24.190	24.322	1'35.520	252,4	12:59'17.653
19	23.385	23.826	24.394	24.456	1'36.061	251,3	13:00'53.714

Race Time 30'18.180

9° 65 P. OETTL (1'35.018)

Lap	Seg1	Seg2	Seg3	Seg4	Lap Time	km/h	Local Time
1		24.546	24.433	24.199	1'43.748	202,6	12:32'19.282
2	23.613	23.849	24.420	24.121	1'36.003	260,2	12:33'55.285
3	23.701	23.747	24.061	24.306	1'35.815	263,9	12:35'31.100
4	23.219	24.751	24.015	24.179	1'36.164	265,2	12:37'07.264
5	23.445	23.794	24.131	24.170	1'35.540	263,9	12:38'42.804
6	23.196	23.598	24.061	24.163	1'35.018	258,4	12:40'17.822
7	23.236	23.617	24.063	24.168	1'35.084	257,1	12:41'52.906
8	23.468	23.700	24.133	24.203	1'35.504	262,7	12:43'28.410
9	23.341	23.662	24.088	24.290	1'35.381	262,1	12:45'03.791
10	23.405	23.646	24.147	24.101	1'35.299	261,4	12:46'39.090
11	23.281	23.664	24.056	24.224	1'35.225	267,2	12:48'14.315
12	23.261	23.642	24.198	24.090	1'35.191	257,1	12:49'49.506

Race Time 30'23.013

10° 43 S. JESPERSEN (1'35.213)

Lap	Seg1	Seg2	Seg3	Seg4	Lap Time	km/h	Local Time
1		24.477	24.120	24.009	1'42.097	193,3	12:32'17.631
2	23.577	24.046	23.955	23.917	1'35.495	260,8	12:33'53.126
3	23.446	23.996	24.081	24.011	1'35.534	263,3	12:35'28.660
4	23.424	23.724	24.378	24.057	1'35.583	257,7	12:37'04.243
5	24.566	24.233	24.021	24.186	1'37.006	259,6	12:38'41.249
6	23.214	23.729	24.060	24.210	1'35.213	264,6	12:40'16.462
7	23.340	23.632	24.260	24.191	1'35.423	257,1	12:41'51.885
8	23.337	23.740	24.059	24.290	1'35.426	255,9	12:43'27.311
9	23.242	23.986	24.159	24.254	1'35.641	255,3	12:45'02.952
10	23.445	23.808	24.210	24.167	1'35.630	254,8	12:46'38.582
11	23.355	23.647	24.060	24.163	1'35.225	256,5	12:48'13.807
12	23.417	23.591	24.722	24.097	1'35.827	254,8	12:49'49.634
13	23.416	23.757	24.259	24.157	1'35.589	263,3	12:51'25.223
14	23.441	23.861	24.441	24.169	1'35.912	260,2	12:53'01.135
15	23.342	23.751	24.232	24.049	1'35.374	263,3	12:54'36.509
16	23.448	23.615	24.146	24.108	1'35.317	265,2	12:56'11.826
17	23.597	23.670	24.023	24.056	1'35.346	254,2	12:57'47.172
18	23.469	23.615	24.220	24.304	1'35.608	257,7	12:59'22.780
19	23.446	23.760	24.242	24.312	1'35.760	256,5	13:00'58.540

Race Time 30'23.006

11° 16 A. ZACCONE (1'35.094)

Lap	Seg1	Seg2	Seg3	Seg4	Lap Time	km/h	Local Time
1		24.393	24.203	24.165	1'42.584	204,5	12:32'18.118
2	23.458	23.967	23.991	24.028	1'35.444	265,9	12:33'53.562
3	24.359	23.741	24.036	24.109	1'36.245C	267,2	12:35'29.807
4	23.292	23.623	24.292	24.092	1'35.299	261,4	12:37'05.106
5	23.842	23.757	24.163	24.262	1'36.024	262,1	12:38'41.130
6	23.183	23.689	24.067	24.440	1'35.379	260,2	12:40'16.509
7	23.529	23.790	24.305	24.021	1'35.645	257,7	12:41'52.154
8	23.274	23.692	24.057	24.273	1'35.296	259,0	12:43'27.450
9	23.303	23.945	24.091	24.189	1'35.528	259,0	12:45'02.978
10	23.215	23.630	24.137	24.112	1'35.094	257,7	12:46'38.072
11	23.369	23.696	24.115	24.205	1'35.385	259,0	12:48'13.457
12	23.346	23.586	24.298	24.232	1'35.462	256,5	12:49'48.919
13	23.374	23.725	24.353	24.570	1'36.022	257,1	12:51'24.941
14	23.436	23.824	24.604	24.180	1'36.044	255,3	12:53'00.985
15	23.300	23.736	24.199	24.149	1'35.384	258,4	12:54'36.369
16	23.421	23.574	24.155	24.323	1'35.473C	263,3	12:56'11.842
17	24.125	23.653	24.158	24.093	1'36.029	260,2	12:57'47.871
18	23.434	23.566	24.115	24.066	1'35.181	256,5	12:59'23.052
19	23.358	23.765	24.184	24.188	1'35.495	267,2	13:00'58.547

Race Time 30'23.013

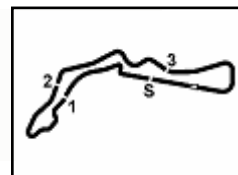
12° 64 F. CARICASULO (1'35.196)

Lap	Seg1	Seg2	Seg3	Seg4	Lap Time	km/h	Local Time
1		24.463	24.239	24.200	1'43.264	197,1	12:32'18.798
2	23.326	24.077	24.505	24.172	1'36.080	259,6	12:33'54.878
3	23.588	23.836	24.190	24.214	1'35.828	257,1	12:35'30.706
4	23.375	23.730	24.291	24.114	1'35.510	256,5	12:37'06.216
5	23.650	23.712	24.017	24.103	1'35.482	261,4	12:38'41.698
6	23.433	23.799	24.096	24.157	1'35.485	263,3	12:40'17.183
7	23.359	23.825	24.213	24.112	1'35.509	259,0	12:41'52.692
8	23.268	23.698	24.099	24.131	1'35.196	257,1	12:43'27.888
9	23.223	23.789	24.218	24.271	1'35.501	256,5	12:45'03.389

16/05/2026 P = Pits In/Out - C = Lap Time Cancelled

These data/results cannot be reproduced, stored and/or transmitted in whole or in part by any manner of electronic, mechanical, photocopying, recording, broadcasting or otherwise now known or herein after developed without the previous express consent by the copyright owner, except for reproduction in daily press and regular printed publications on sale to the public within 60 days of the event related to those data/results and always provided that copyright symbol appears together as follows below.

© DORNA WSBK ORGANIZATION Srl 2026



Autodrom Most 4.212 m

Czech Round, 15-17 May 2026
Chronological Analysis Race 1

Start at 12:30'35.534

3 / 6

Lap	Seg1	Seg2	Seg3	Seg4	Lap Time	km/h	Local Time
10	23.298	23.719	24.231	24.119	1'35.367	259,0	12:46'38.756
11	23.339	23.677	24.100	24.137	1'35.253	258,4	12:48'14.009
12	23.424	23.576	24.209	24.208	1'35.417	257,1	12:49'49.426
13	23.414	23.663	24.198	24.280	1'35.555	255,9	12:51'24.981
14	23.536	23.703	24.390	24.250	1'35.879	255,9	12:53'00.860
15	23.274	23.671	24.240	24.109	1'35.294	254,2	12:54'36.154
16	23.364	23.599	24.082	24.187	1'35.232	257,7	12:56'11.386
17	23.331	23.849	24.220	24.216	1'35.616	257,7	12:57'47.002
18	23.934	23.622	24.193	24.241	1'35.990	259,0	12:59'22.992
19	23.751	23.672	24.241	24.226	1'35.890	255,3	13:00'58.882
Race Time 30'23.348							

13° 52 J. ALCOBA (1'35.135)							
Lap	Seg1	Seg2	Seg3	Seg4	Lap Time	km/h	Local Time
1		24.525	24.448	24.085	1'43.473	200,7	12:32'19.007
2	23.556	23.757	24.555	24.139	1'36.007	260,8	12:33'55.014
3	23.321	23.715	24.507	24.188	1'35.731	262,1	12:35'30.745
4	23.260	23.715	24.158	24.179	1'35.312	260,8	12:37'06.057
5	23.286	23.857	24.204	24.157	1'35.504	259,6	12:38'41.561
6	23.362	23.759	24.127	24.213	1'35.461	261,4	12:40'17.022
7	23.415	23.717	24.301	24.307	1'35.740	257,1	12:41'52.762
8	23.435	23.697	24.167	24.189	1'35.488	262,1	12:43'28.250
9	23.355	23.622	24.155	24.195	1'35.327	260,2	12:45'03.577
10	23.461	23.610	24.191	24.129	1'35.391	259,6	12:46'38.968
11	23.637	23.660	24.240	24.291	1'35.828	261,4	12:48'14.796
12	23.418	23.702	24.376	24.256	1'35.752	258,4	12:49'50.548
13	23.365	23.775	24.155	24.361	1'35.656	258,4	12:51'26.204
14	23.327	23.738	24.288	24.279	1'35.632	258,4	12:53'01.836
15	23.282	23.643	24.091	24.213	1'35.229	259,0	12:54'37.065
16	23.281	23.516	24.144	24.496	1'35.437	260,2	12:56'12.502
17	23.628	23.691	24.303	24.170	1'35.792	258,4	12:57'48.294
18	23.267	23.642	24.099	24.127	1'35.135	257,7	12:59'23.429
19	23.535	23.641	24.244	24.121	1'35.541	261,4	13:00'58.970
Race Time 30'23.436							

16° 6 C. PEROLARI (1'35.117)							
Lap	Seg1	Seg2	Seg3	Seg4	Lap Time	km/h	Local Time
1		24.848	24.472	24.694	1'45.218	202,2	12:32'20.752
2	23.603	23.909	24.529	24.433	1'36.474	256,5	12:33'57.226
3	23.659	23.922	24.297	24.088	1'35.966C	258,4	12:35'33.192
4	23.439	23.830	24.255	24.172	1'35.696	259,0	12:37'08.888
5	23.439	23.705	24.250	24.259	1'35.653	259,6	12:38'44.541
6	23.489	23.675	24.074	24.208	1'35.446	257,1	12:40'19.987
7	23.427	23.741	24.280	24.196	1'35.644C	255,3	12:41'55.631
8	23.605	23.680	24.287	24.290	1'35.862	255,9	12:43'31.493
9	23.994	23.862	24.356	24.204	1'36.416	260,2	12:45'07.909
10	23.336	23.575	24.106	24.100	1'35.117	256,5	12:46'43.026
11	23.452	23.725	24.273	24.143	1'35.593	259,0	12:48'18.619
12	23.486	23.601	24.396	24.156	1'35.639	255,9	12:49'54.258
13	23.672	23.825	24.306	24.262	1'36.065	253,6	12:51'30.323
14	23.427	23.759	24.271	24.453	1'35.910	257,7	12:53'06.233
15	23.440	23.773	24.360	24.391	1'35.964	251,8	12:54'42.197
16	23.423	23.817	24.357	24.454	1'36.051	251,8	12:56'18.248
17	23.977	23.834	24.407	24.411	1'36.629	250,1	12:57'54.877
18	23.403	23.736	24.366	24.313	1'35.818	253,6	12:59'30.695
19	23.372	23.789	24.441	24.562	1'36.164	253,0	13:01'06.859
Race Time 30'31.325							

14° 50 O. VOSTATEK (1'34.963)							
Lap	Seg1	Seg2	Seg3	Seg4	Lap Time	km/h	Local Time
1		25.374	24.824	24.376	1'45.701	201,1	12:32'21.235
2	23.338	23.789	24.250	24.174	1'35.551	258,4	12:33'56.786
3	23.326	23.695	24.210	24.262	1'35.493C	257,1	12:35'32.279
4	23.450	23.887	24.298	24.208	1'35.843	259,0	12:37'08.122
5	23.512	23.642	24.324	24.113	1'35.591	263,3	12:38'43.713
6	23.477	23.670	24.157	24.345	1'35.649	265,9	12:40'19.362
7	23.428	23.734	24.285	24.321	1'35.768	261,4	12:41'55.130
8	23.421	23.838	24.411	24.416	1'36.086	263,3	12:43'31.216
9	23.752	23.737	24.242	24.243	1'35.974	260,2	12:45'07.190
10	23.346	23.592	24.082	24.297	1'35.317	255,9	12:46'42.507
11	23.293	23.493	24.114	24.226	1'35.126	255,3	12:48'17.633
12	23.209	23.458	24.199	24.230	1'35.096	255,9	12:49'52.729
13	23.508	23.443	24.094	24.249	1'35.294	255,3	12:51'28.023
14	23.411	23.575	24.017	24.255	1'35.258	254,8	12:53'03.281
15	23.334	23.587	24.092	24.194	1'35.207	254,8	12:54'38.488
16	23.202	23.473	24.218	24.238	1'35.131	255,3	12:56'13.619
17	23.241	23.573	24.094	24.143	1'35.051	256,5	12:57'48.670
18	23.359	23.559	23.984	24.061	1'34.963	257,7	12:59'23.633
19	23.477	23.675	24.227	24.067	1'35.446	262,1	13:00'59.079
Race Time 30'23.545							

17° 3 R. DE ROSA (1'35.386)							
Lap	Seg1	Seg2	Seg3	Seg4	Lap Time	km/h	Local Time
1		25.425	24.483	24.394	1'45.086	200,7	12:32'20.620
2	23.472	23.790	23.993	24.183	1'35.438	254,2	12:33'56.058
3	23.647	23.862	24.122	24.186	1'35.817C	257,7	12:35'31.875
4	23.564	24.094	24.166	24.214	1'36.038	258,4	12:37'07.913
5	23.489	23.673	24.219	24.245	1'35.626	260,2	12:38'43.539
6	23.449	23.753	24.104	24.322	1'35.628	262,7	12:40'19.167
7	23.544	23.678	24.309	24.546	1'36.077	259,6	12:41'55.244
8	23.621	23.757	24.293	24.453	1'36.124	260,8	12:43'31.368
9	24.325	23.921	24.273	24.299	1'36.818	262,1	12:45'08.186
10	23.494	23.724	23.979	24.189	1'35.386	263,3	12:46'43.572
11	23.367	23.800	24.070	24.236	1'35.473	259,0	12:48'19.045
12	23.436	23.680	24.120	24.210	1'35.446	255,9	12:49'54.491
13	23.752	23.779	24.231	24.350	1'36.112	256,5	12:51'30.603
14	23.579	24.189	24.289	24.367	1'36.424	257,7	12:53'07.027
15	23.552	23.736	24.108	24.264	1'35.660	255,3	12:54'42.687
16	23.610	23.791	24.210	24.359	1'35.970	256,5	12:56'18.657
17	23.828	23.839	24.420	24.354	1'36.441	255,9	12:57'55.098
18	23.608	23.833	24.153	24.403	1'35.997	256,5	12:59'31.095
19	23.488	23.850	24.184	24.296	1'35.818	254,2	13:01'06.913
Race Time 30'31.379							

15° 70 J. WHATLEY (1'35.480)							
Lap	Seg1	Seg2	Seg3	Seg4	Lap Time	km/h	Local Time
1		24.706	24.103	24.507	1'43.360	205,6	12:32'18.894
2	23.830	23.823	24.434	24.215	1'36.302	263,3	12:33'55.196
3	23.543	23.817	24.078	24.401	1'35.839	262,7	12:35'31.035
4	23.856	24.280	24.121	24.266	1'36.523C	261,4	12:37'07.558
5	23.310	23.875	24.142	24.256	1'35.583	260,2	12:38'43.141
6	23.361	23.876	24.168	24.349	1'35.754	258,4	12:40'18.895
Race Time 30'23.545							

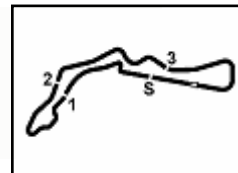
18° 77 D. AEGERTER (1'35.390)							
Lap	Seg1	Seg2	Seg3	Seg4	Lap Time	km/h	Local Time
1		25.726	24.939	24.397	1'46.385	213,6	12:32'21.919
2	23.595	23.798	24.557	24.319	1'36.269	258,4	12:33'58.188
3	23.458	23.792	24.390	24.241	1'35.881C	257,1	12:35'34.069
Race Time 30'23.545							

16/05/2026 P = Pits In/Out - C = Lap Time Cancelled

These data/results cannot be reproduced, stored and/or transmitted in whole or in part by any manner of electronic, mechanical, photocopying, recording, broadcasting or otherwise now known or herein after developed without the previous express consent by the copyright owner, except for reproduction in daily press and regular printed publications on sale to the public within 60 days of the event related to those data/results and always provided that copyright symbol appears together as follows below.

© DORNA WSBK ORGANIZATION Srl 2026





Autodrom Most 4.212 m

Czech Round, 15-17 May 2026
Chronological Analysis Race 1

Start at 12:30'35.534

4 / 6

4	23.409	23.764	24.375	24.263	1'35.811	259,0	12:37'09.880	1		25.592	24.846	24.308	1'46.427	208,0	12:32'21.961
5	23.319	23.742	24.354	24.230	1'35.645	259,0	12:38'45.525	2	23.918	23.865	24.366	24.207	1'36.356	260,2	12:33'58.317
6	23.384	23.882	24.298	24.260	1'35.824	260,2	12:40'21.349	3	23.587	23.845	24.807	24.253	1'36.492C	260,2	12:35'34.809
7	23.504	23.832	24.259	24.281	1'35.876C	258,4	12:41'57.225	4	23.443	23.646	24.170	24.170	1'35.429	260,8	12:37'10.238
8	23.546	23.754	24.301	24.216	1'35.817	258,4	12:43'33.042	5	23.434	23.943	24.274	24.345	1'35.996	262,1	12:38'46.234
9	23.675	23.829	24.880	24.341	1'36.725	260,2	12:45'09.767	6	23.872	23.837	24.272	24.294	1'36.275	260,2	12:40'22.509
10	23.326	23.627	24.409	24.198	1'35.560	260,2	12:46'45.327	7	23.544	23.824	24.411	24.235	1'36.014C	260,2	12:41'58.523
11	23.750	23.801	24.628	24.229	1'36.408	262,1	12:48'21.735	8	23.562	23.822	24.335	24.254	1'35.973	257,7	12:43'34.496
12	23.610	23.816	24.403	24.243	1'36.072	265,2	12:49'57.807	9	23.444	23.733	24.384	24.341	1'35.902	258,4	12:45'10.398
13	23.694	23.695	24.365	24.304	1'36.058	261,4	12:51'33.865	10	23.631	23.878	24.424	24.163	1'36.096	261,4	12:46'46.494
14	23.455	23.745	24.392	24.220	1'35.812	259,6	12:53'09.677	11	23.431	23.929	24.302	24.154	1'35.816	262,7	12:48'22.310
15	23.412	23.696	24.473	24.229	1'35.810	263,3	12:54'45.487	12	23.479	23.786	24.310	24.228	1'35.803	263,9	12:49'58.113
16	23.227	23.669	24.409	24.316	1'35.621	260,2	12:56'21.108	13	23.757	23.791	24.336	24.268	1'36.152	262,7	12:51'34.265
17	23.277	23.700	24.338	24.265	1'35.580	255,9	12:57'56.688	14	23.554	23.849	24.371	24.347	1'36.121	260,2	12:53'10.386
18	23.286	23.665	24.259	24.342	1'35.552	256,5	12:59'32.240	15	23.493	23.852	24.464	24.255	1'36.064	258,4	12:54'46.450
19	23.307	23.597	24.191	24.295	1'35.390	255,9	13:01'07.630	16	23.468	23.820	24.502	24.386	1'36.176	260,2	12:56'22.626

Race Time 30'32.096

19° 31 Y. OKAMOTO [1'35.634]

Lap	Seg1	Seg2	Seg3	Seg4	Lap Time	km/h	Local Time
1		25.848	24.735	24.310	1'45.888	206,4	12:32'21.422
2	23.736	23.957	24.071	24.195	1'35.959	263,3	12:33'57.381
3	23.866	23.924	24.125	24.188	1'36.103C	261,4	12:35'33.484
4	23.560	23.948	24.152	24.107	1'35.767	259,0	12:37'09.251
5	23.646	23.876	24.148	24.205	1'35.875	255,3	12:38'45.126
6	23.582	23.873	24.062	24.240	1'35.757	256,5	12:40'20.859
7	23.743	23.933	23.984	24.264	1'35.924C	259,6	12:41'56.807
8	23.650	23.912	24.126	24.204	1'35.892	253,0	12:43'32.699
9	23.756	23.739	24.080	24.257	1'35.832	259,6	12:45'08.531
10	23.630	23.789	24.421	24.401	1'36.241	261,4	12:46'44.772
11	23.799	23.933	24.630	24.436	1'36.798	263,3	12:48'21.570
12	23.510	23.679	24.115	24.330	1'35.634	262,1	12:49'57.204
13	23.499	23.738	24.153	24.388	1'35.778	251,3	12:51'32.982
14	23.641	23.955	24.216	24.360	1'36.172	250,1	12:53'09.154
15	23.604	23.930	24.219	24.349	1'36.102	247,3	12:54'45.256
16	23.770	23.904	24.187	24.340	1'36.201	250,1	12:56'21.457
17	23.483	23.900	24.298	24.311	1'35.992	253,0	12:57'57.449
18	23.553	23.911	24.145	24.329	1'35.938	250,7	12:59'33.387
19	23.636	23.977	24.082	24.405	1'36.100	253,0	13:01'09.487

Race Time 30'33.953

20° 25 O. KONIG [1'35.684]

Lap	Seg1	Seg2	Seg3	Seg4	Lap Time	km/h	Local Time
1		25.397	25.053	24.337	1'45.830	206,4	12:32'21.364
2	23.572	23.858	24.146	24.134	1'35.710	260,8	12:33'57.074
3	23.486	23.885	24.392	24.261	1'36.024C	257,1	12:35'33.098
4	23.341	23.875	24.214	24.298	1'35.728	257,7	12:37'08.826
5	23.676	23.732	24.282	24.257	1'35.947	257,7	12:38'44.773
6	23.524	23.940	24.217	24.305	1'35.986	259,6	12:40'20.759
7	23.513	23.772	24.103	24.310	1'35.698C	254,8	12:41'56.457
8	23.470	23.797	24.501	24.379	1'36.147	255,3	12:43'32.604
9	23.965	23.950	24.991	24.335	1'37.241	255,3	12:45'09.845
10	23.706	23.735	24.354	24.246	1'36.041	262,7	12:46'45.886
11	23.501	23.809	24.443	24.356	1'36.109	259,0	12:48'21.995
12	23.502	23.840	24.384	24.206	1'35.932	259,6	12:49'57.927
13	23.703	23.835	24.200	24.313	1'36.051	262,1	12:51'33.978
14	23.563	23.688	24.304	24.310	1'35.865	262,1	12:53'09.843
15	23.655	23.747	24.404	24.294	1'36.100	260,8	12:54'45.943
16	23.350	23.789	24.251	24.294	1'35.684	256,5	12:56'21.627
17	23.727	23.763	24.260	24.444	1'36.194	259,6	12:57'57.821
18	23.419	23.900	24.218	24.281	1'35.818	255,9	12:59'33.639
19	23.478	24.033	24.116	24.355	1'35.982	257,7	13:01'09.621

Race Time 30'34.087

21° 24 M. RAMIREZ [1'35.429]

Lap	Seg1	Seg2	Seg3	Seg4	Lap Time	km/h	Local Time
1							

Race Time 30'38.249

22° 40 M. CASADEI [1'35.279]

Lap	Seg1	Seg2	Seg3	Seg4	Lap Time	km/h	Local Time
1		25.450	24.729	24.312	1'46.838	215,3	12:32'22.372
2	23.675	23.764	24.428	24.273	1'36.140	262,7	12:33'58.512
3	23.591	23.861	24.454	24.289	1'36.195C	258,4	12:35'34.707
4	23.408	23.531	24.166	24.174	1'35.279	257,1	12:37'09.986
5	23.457	24.000	24.225	24.230	1'35.912	260,8	12:38'45.898
6	23.412	23.821	24.225	24.176	1'35.634	259,0	12:40'21.532
7	23.651	23.710	24.307	24.242	1'35.910C	255,9	12:41'57.442
8	23.701	23.652	24.203	24.180	1'35.736	257,1	12:43'33.178
9	23.633	24.050	24.763	24.299	1'36.745	261,4	12:45'09.923
10	23.497	23.656	24.173	24.147	1'35.473	265,2	12:46'45.396
11	23.567	23.762	24.618	24.270	1'36.217	262,7	12:48'21.613
12	23.590	23.844	24.226	24.221	1'35.881	259,0	12:49'57.494
13	23.588	23.673	24.232	24.455	1'35.948	254,8	12:51'33.442
14	23.711	23.783	24.307	24.270	1'36.071	252,4	12:53'09.513
15	23.811	23.765	24.734	24.246	1'36.556	254,8	12:54'46.069
16	23.479	23.782	24.482	24.742	1'36.485	259,6	12:56'22.554
17	23.763	24.030	24.353	24.247	1'36.393	253,0	12:57'58.947
18	23.586	23.820	24.342	24.364	1'36.112	258,4	12:59'35.059
19	23.524	23.696	24.503	24.507	1'36.230	259,0	13:01'11.289

Race Time 30'35.755

23° 20 X. CARDELUS [1'35.649]

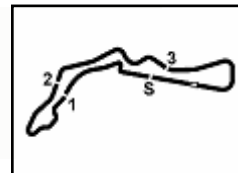
Lap	Seg1	Seg2	Seg3	Seg4	Lap Time	km/h	Local Time
1		25.761	25.019	24.232	1'46.994	211,6	12:32'22.528
2	23.877	24.084	24.260	24.292	1'36.513	256,5	12:33'59.041
3	23.560	23.905	24.274	24.271	1'36.010C	258,4	12:35'35.051
4	23.508	23.733	24.227	24.181	1'35.649	256,5	12:37'10.700
5	23.367	23.807	24.244	24.252	1'35.670	254,2	12:38'46.370
6	23.607	23.720	24.192	24.311	1'35.830	259,6	12:40'22.200
7	23.467	23.928	24.242	24.238	1'35.875C	253,6	12:41'58.075
8	23.562	23.799	24.104	24.249	1'35.714	252,4	12:43'33.789
9	23.410	23.892	24.681	24.311	1'36.294	254,8	12:45'10.083
10	23.679	23.914	24.313	24.271	1'36.177	260,2	12:46'46.260
11	23.505	23.879	24.275	24.307	1'35.966	255,3	12:48'22.226
12	23.780	23.929	24.321	24.458	1'36.488	254,8	12:49'58.714
13	23.593	23.843	24.291	24.393	1'36.120	251,3	12:51'34.834
14	23.560	23.983	24.415	24.465	1'36.423	251,8	12:53'11.257
15	23.376	23.919	24.323	24.349	1'35.967	251,3	12:54'47.224
16	23.432	23.749	24.287	24.380	1'35.848	252,4	12:56'23.072
17	23.538	24.036	24.469	24.321	1'36.364	251,8	12:57'59.436
18	23.487	24.822	24.524	24.576	1'37.409	251,8	12:59'36.845
19	23.506	24.089	24.635	24.708	1'36.938	248,4	13:01'13.783

16/05/2026 P = Pits In/Out - C = Lap Time Cancelled

These data/results cannot be reproduced, stored and/or transmitted in whole or in part by any manner of electronic, mechanical, photocopying, recording, broadcasting or otherwise now known or herein after developed without the previous express consent by the copyright owner, except for reproduction in daily press and regular printed publications on sale to the public within 60 days of the event related to those data/results and always provided that copyright symbol appears together as follows below.

© DORNA WSBK ORGANIZATION Srl 2026





Autodrom Most 4.212 m

Czech Round, 15-17 May 2026
Chronological Analysis Race 1

Start at 12:30'35.534

5 / 6

24° 91 B. JIMENEZ [1'35.593]							
Lap	Seg1	Seg2	Seg3	Seg4	Lap Time	km/h	Local Time
1		25.619	24.737	24.506	1'46.743	209,5	12:32'22.277
2	23.993	23.881	24.341	24.496	1'36.711	260,8	12:33'58.988
3	23.847	24.036	24.182	24.394	1'36.459C	259,6	12:35'35.447
4	23.354	23.807	24.283	24.401	1'35.845	259,6	12:37'11.292
5	23.274	23.694	24.157	24.468	1'35.593	258,4	12:38'46.885
6	23.633	23.897	24.286	24.589	1'36.405	259,6	12:40'23.290
7	23.609	23.618	24.328	24.461	1'36.016C	257,1	12:41'59.306
8	23.405	23.720	24.272	24.381	1'35.778	257,1	12:43'35.084
9	23.239	23.626	24.306	24.586	1'35.757	259,0	12:45'10.841
10	23.417	24.065	24.266	24.434	1'36.182	259,6	12:46'47.023
11	23.356	23.762	24.272	24.410	1'35.800	259,6	12:48'22.823
12	24.071	24.039	24.444	24.603	1'37.157	259,6	12:49'59.980
13	23.345	23.957	24.510	24.560	1'36.372	260,2	12:51'36.352
14	23.546	23.896	24.545	24.462	1'36.449	261,4	12:53'12.801
15	23.616	23.984	24.570	24.635	1'36.805	262,1	12:54'49.606
16	23.465	23.879	24.598	24.717	1'36.659	258,4	12:56'26.265
17	23.568	23.688	24.454	24.612	1'36.322	253,6	12:58'02.587
18	23.301	23.732	24.531	24.571	1'36.135	254,2	12:59'38.722
19	23.425	23.814	24.492	24.530	1'36.261	255,3	13:01'14.983
Race Time 30'39.449							

27° 73 J. CRETARO [1'36.026]							
Lap	Seg1	Seg2	Seg3	Seg4	Lap Time	km/h	Local Time
1		25.966	24.974	24.433	1'47.642	217,0	12:32'23.176
2	23.812	24.269	24.569	24.237	1'36.887	258,4	12:34'00.063
3	23.625	24.108	24.471	24.391	1'36.595C	257,7	12:35'36.658
4	23.585	23.768	24.487	24.354	1'36.194	257,1	12:37'12.852
5	23.472	23.774	24.469	24.311	1'36.026	257,1	12:38'48.878
6	23.612	23.767	24.488	24.577	1'36.444	257,1	12:40'25.322
7	23.690	23.897	24.480	24.597	1'36.664C	252,4	12:42'01.986
8	23.645	23.748	24.559	24.585	1'36.537	252,4	12:43'38.523
9	25.497	24.172	24.903	24.778	1'39.350C	250,0	12:45'17.873
10	23.861	24.027	24.649	24.595	1'37.132	254,2	12:46'55.005
11	23.775	23.864	24.629	24.569	1'36.837	254,2	12:48'31.842
12	23.773	23.844	24.742	24.670	1'37.029	252,4	12:50'08.871
13	23.756	23.998	24.678	24.731	1'37.163	254,2	12:51'46.034
14	23.691	23.902	24.720	24.785	1'37.098	250,1	12:53'23.132
15	23.679	23.917	24.758	24.789	1'37.143	249,5	12:55'00.275
16	23.561	23.898	24.595	24.718	1'36.772	250,1	12:56'37.047
17	23.565	23.956	24.617	24.686	1'36.824	250,7	12:58'13.871
18	23.650	23.831	24.589	24.592	1'36.662	250,7	12:59'50.533
19	23.662	23.874	24.839	24.585	1'36.960	253,0	13:01'27.493
Race Time 30'51.959							

25° 10 L. TACCINI [1'35.644]							
Lap	Seg1	Seg2	Seg3	Seg4	Lap Time	km/h	Local Time
1		24.729	24.483	24.223	1'43.968	209,5	12:32'19.502
2	23.546	23.839	24.454	24.211	1'36.050	263,3	12:33'55.552
3	23.629	23.779	24.303	24.107	1'35.818C	263,3	12:35'31.370
4	23.349	23.641	24.416	24.355	1'35.761	265,2	12:37'07.131
5	23.345	23.828	24.470	24.389	1'36.032	260,2	12:38'43.163
6	23.156	23.765	24.352	24.371	1'35.644	260,2	12:40'18.807
7	23.418	23.761	24.490	24.411	1'36.080	259,0	12:41'54.887
8	23.393	23.869	24.456	24.540	1'36.258	257,7	12:43'31.145
9	23.426	24.583	24.415	24.571	1'36.995	257,7	12:45'08.140
10	23.767	23.830	24.536	24.394	1'36.527	264,6	12:46'44.667
11	23.788	23.958	24.607	24.466	1'36.819	260,8	12:48'21.486
12	25.084	24.019	24.673	24.551	1'38.327	258,4	12:49'59.813
13	23.284	23.848	24.681	24.589	1'36.402	259,0	12:51'36.215
14	23.441	23.856	24.616	24.595	1'36.508	257,7	12:53'12.723
15	23.414	24.038	24.662	24.507	1'36.621	258,4	12:54'49.344
16	23.418	24.342	24.795	24.633	1'37.188	257,7	12:56'26.532
17	23.638	23.902	24.590	24.613	1'36.743	260,2	12:58'03.275
18	23.348	23.992	24.790	24.706	1'36.836	257,7	12:59'40.111
19	23.281	24.075	24.840	24.678	1'36.874	257,7	13:01'16.985
Race Time 30'41.451							

28° 88 A. GIOMBINI [1'36.220]							
Lap	Seg1	Seg2	Seg3	Seg4	Lap Time	km/h	Local Time
1		25.847	24.948	24.388	1'47.358	215,3	12:32'22.892
2	23.965	24.207	24.338	24.315	1'36.825	255,9	12:33'59.717
3	23.713	23.979	24.329	24.279	1'36.300C	256,5	12:35'36.017
4	23.609	23.873	24.354	24.384	1'36.220	259,6	12:37'12.237
5	23.604	23.997	24.498	24.497	1'36.596	256,5	12:38'48.833
6	23.926	24.054	24.364	24.476	1'36.820	258,4	12:40'25.653
7	23.777	23.952	24.383	24.421	1'36.533C	256,5	12:42'02.186
8	23.770	23.920	24.459	24.463	1'36.612	253,6	12:43'38.798
9	24.024	24.015	24.587	24.928	1'37.554	255,3	12:45'16.352
10	23.838	24.190	24.657	24.666	1'37.351	254,2	12:46'53.703
11	23.656	24.198	24.819	24.859	1'37.532	254,8	12:48'31.235
12	23.638	24.455	24.688	24.791	1'37.572	253,6	12:50'08.807
13	23.978	24.260	24.642	24.662	1'37.542	251,3	12:51'46.349
14	23.822	24.163	24.578	24.583	1'37.146	253,0	12:53'23.495
15	23.665	24.187	24.532	24.707	1'37.091	254,2	12:55'00.586
16	23.804	24.120	24.606	24.605	1'37.135	253,6	12:56'37.721
17	23.551	24.299	24.546	24.794	1'37.190	253,0	12:58'14.911
18	23.830	24.153	24.764	24.790	1'37.537	251,8	12:59'52.448
19	23.920	24.314	25.035	24.972	1'38.241	253,0	13:01'30.689
Race Time 30'55.155							

26° 69 T. BOOTH-AMOS [1'34.583]							
Lap	Seg1	Seg2	Seg3	Seg4	Lap Time	km/h	Local Time
1		24.281	24.150	23.798	1'41.369	196,8	12:32'16.903
2	23.663	23.884	24.094	23.714	1'35.355	266,5	12:33'52.258
3	24.788	23.668	24.101	23.886	1'36.443C	262,1	12:35'28.701
4	23.197	23.536	23.974	23.876	1'34.583	259,6	12:37'03.284
5	23.227	23.609	23.914	23.923	1'34.673	265,9	12:38'37.957
6	23.266	23.710	24.061	23.915	1'34.952	262,7	12:40'12.909
7	47.491	27.047	25.023	24.559	2'04.120	262,1	12:42'17.029
8	23.819	23.910	24.559	24.391	1'36.679	250,7	12:43'53.708
9	23.417	23.640	24.357	24.321	1'35.735	253,0	12:45'29.443
10	23.317	23.638	24.185	24.291	1'35.431	254,2	12:47'04.874
11	23.581	23.585	24.197	24.229	1'35.592	254,8	12:48'40.466
12	23.255	23.815	24.413	24.073	1'35.556	255,9	12:50'16.022
13	23.366	24.181	24.324	24.271	1'36.142	253,6	12:51'52.164
14	23.586	23.691	24.294	24.330	1'35.901	251,3	12:53'28.065
15	23.573	23.733	24.314	24.378	1'35.998	250,7	12:55'04.063
16	23.432	23.664	24.305	24.254	1'35.655	251,8	12:56'39.718
17	23.237	23.712	24.241	24.056	1'35.246	251,8	12:58'14.964
18	23.255	23.574	24.279	24.349	1'35.457	254,2	12:59'50.421

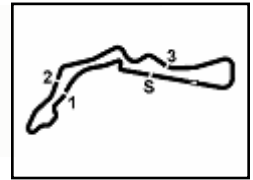
29° 54 R. ROSSI [1'37.050]							
Lap	Seg1	Seg2	Seg3	Seg4	Lap Time	km/h	Local Time
1		26.043	25.011	24.535	1'48.241	215,3	12:32'23.775
2	23.890	24.326	24.694	24.493	1'37.403	259,0	12:34'01.178
3	23.811	24.365	24.641	24.566	1'37.383C	256,5	12:35'38.561
4	23.821	24.069	24.752	24.517	1'37.159	258,4	12:37'15.720
5	23.594	24.088	27.073	24.876	1'39.631	257,7	12:38'55.351
6	23.670	24.106	24.627	24.759	1'37.162C	254,8	12:40'32.513
7	23.868	24.166	24.872	24.701	1'37.607C	253,0	12:42'10.120
8	23.722	24.139	24.675	24.628	1'37.164	252,4	12:43'47.284
9	23.984	24.140	24.754	24.697	1'37.575	253,0	12:45'24.859
10	23.769	24.076	24.818	24.663	1'37.326	254,2	12:47'02.185
11	23.683	24.162	24.778	24.709	1'37.332	255,3	12:48'39.517
12	23.639	24.147	24.932	24.603	1'37.321	253,6	12:50'16.838
13	23.645	24.121	24.664	24.620	1'37.050	253,6	12:51'53.888
14	23.802	24.324	24.856	24.705	1'37.687	254,2	12:53'31.575
15	23.714	24.204	24.802	24.722	1'37.442	253,6	12:55'09.017

16/05/2026 P = Pits In/Out - C = Lap Time Cancelled

These data/results cannot be reproduced, stored and/or transmitted in whole or in part by any manner of electronic, mechanical, photocopying, recording, broadcasting or otherwise now known or herein after developed without the previous express consent by the copyright owner, except for reproduction in daily press and regular printed publications on sale to the public within 60 days of the event related to those data/results and always provided that copyright symbol appears together as follows below.

© DORNA WSBK ORGANIZATION Srl 2026





Autodrom Most 4.212 m

Czech Round, 15-17 May 2026
Chronological Analysis Race 1

Start at 12:30'35.534

6 / 6

14	23.740	24.251	24.893	24.717	1'37.601	253,6	12:56'46.618	14	23.280	23.557	24.127	46.987	1'57.951P	254,8	12:53'14.870
17	23.795	24.279	24.909	24.624	1'37.607	252,4	12:58'24.225	Race Time 22'39.336							
18	23.872	24.293	24.778	24.638	1'37.581	255,3	13:00'01.806								
19	24.127	24.203	24.783	24.828	1'37.941	255,9	13:01'39.747								
Race Time 31'04.213															

30° 22 A. CARRASCO [1'37.361]							
Lap	Seg.1	Seg.2	Seg.3	Seg.4	Lap Time	km/h	Local Time
1		26.198	24.834	24.461	1'47.894	212,4	12:32'23.428
2	23.975	24.302	24.675	24.444	1'37.396	258,4	12:34'00.824
3	23.972	24.369	24.610	24.500	1'37.451C	254,8	12:35'38.275
4	23.901	24.165	24.640	24.655	1'37.361	254,2	12:37'15.636
5	23.933	24.159	24.825	24.692	1'37.609	251,8	12:38'53.245
6	23.842	24.292	24.815	24.769	1'37.718C	253,6	12:40'30.963
7	23.844	24.226	24.698	24.638	1'37.406C	254,2	12:42'08.369
8	23.849	24.389	24.726	24.614	1'37.578	251,8	12:43'45.947
9	23.852	24.157	24.798	24.605	1'37.412	251,8	12:45'23.359
10	23.856	24.300	24.667	24.617	1'37.440	253,0	12:47'00.799
11	23.830	24.318	24.683	24.692	1'37.523	253,0	12:48'38.322
12	23.817	24.337	24.787	24.714	1'37.655	251,3	12:50'15.977
13	23.887	24.183	24.737	24.661	1'37.468	249,5	12:51'53.445
14	23.777	24.436	24.695	24.672	1'37.580	251,3	12:53'31.025
15	23.767	24.247	24.801	24.701	1'37.516	250,7	12:55'08.541
16	23.846	24.349	24.806	24.659	1'37.660	250,7	12:56'46.201
17	23.885	24.248	24.829	24.848	1'37.810	249,5	12:58'24.011
18	23.739	24.399	24.807	24.640	1'37.585	250,1	13:00'01.596
19	24.547	24.299	24.719	24.629	1'38.194	249,5	13:01'39.790
Race Time 31'04.256							

31° 57 A. MAHENDRA [1'34.678]							
Lap	Seg.1	Seg.2	Seg.3	Seg.4	Lap Time	km/h	Local Time
1		24.414	24.216	23.915	1'41.612	194,0	12:32'17.146
2	23.721	23.931	23.913	23.896	1'35.461	259,6	12:33'52.607
3	23.465	39.857	24.590	24.371	1'52.283C	260,8	12:35'44.890
4	23.398	23.649	23.988	24.246	1'35.281	251,8	12:37'20.171
5	23.503	23.684	23.995	24.091	1'35.273	250,7	12:38'55.444
6	23.235	23.690	23.929	24.441	1'35.295C	260,2	12:40'30.739
7	23.325	23.759	24.043	24.311	1'35.438C	249,0	12:42'06.177
8	23.335	23.527	23.983	24.259	1'35.104	249,5	12:43'41.281
9	23.864	24.079	24.276	36.731	1'48.950P	251,3	12:45'30.231
10	2'27.552	24.443	24.378	24.371	3'40.744P		12:49'10.975
11	23.317	23.473	23.777	24.111	1'34.678	247,3	12:50'45.653
12	23.210	23.567	23.993	24.451	1'35.221	248,4	12:52'20.874
13	23.248	23.572	23.939	24.242	1'35.001	245,6	12:53'55.875
14	23.204	23.870	24.213	24.376	1'35.663	248,4	12:55'31.538
15	23.143	23.547	23.954	24.198	1'34.842	247,9	12:57'06.380
16	23.221	23.742	23.924	24.435	1'35.322	248,4	12:58'41.702
17	23.274	23.774	24.128	24.274	1'35.450	249,0	13:00'17.152
18	23.216	23.598	24.025	24.216	1'35.055	247,3	13:01'52.207
Race Time 31'16.673							

RET 37 R. GARCIA [1'34.509]							
Lap	Seg.1	Seg.2	Seg.3	Seg.4	Lap Time	km/h	Local Time
1		23.911	24.070	24.123	1'40.775	191,0	12:32'16.309
2	23.421	23.610	23.957	24.202	1'35.190	255,3	12:33'51.499
3	23.391	23.713	24.068	24.294	1'35.466	253,6	12:35'26.965
4	23.369	23.778	23.937	24.328	1'35.412	250,7	12:37'02.377
5	23.445	23.471	23.756	24.038	1'34.710	248,4	12:38'37.087
6	23.431	23.587	23.816	24.226	1'35.060	254,8	12:40'12.147
7	23.233	23.563	24.027	24.322	1'35.145	255,9	12:41'47.292
8	23.949	23.671	24.072	24.191	1'35.883	251,3	12:43'23.175
9	23.407	23.491	23.911	24.172	1'34.981	261,4	12:44'58.156
10	23.263	23.391	23.905	24.114	1'34.673	257,7	12:46'32.829
11	23.278	23.487	24.027	24.092	1'34.884	253,6	12:48'07.713
12	23.325	23.336	23.913	24.123	1'34.697	256,5	12:49'42.410
13	23.061	23.403	23.901	24.144	1'34.509	254,8	12:51'16.919

16/05/2026 P = Pits In/Out - C = Lap Time Cancelled

These data/results cannot be reproduced, stored and/or transmitted in whole or in part by any manner of electronic, mechanical, photocopying, recording, broadcasting or otherwise now known or herein after developed without the previous express consent by the copyright owner, except for reproduction in daily press and regular printed publications on sale to the public within 60 days of the event related to those data/results and always provided that copyright symbol appears together as follows below.

© DORNA WSBK ORGANIZATION Srl 2026