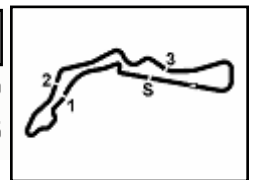


Czech Round, 15-17 May 2026
Biographical Entry List

No.	Rider (Abbreviation)	Age	Date of Birth	Place of Birth	Nat	Bike Team	Wins 2026	Podiums 2026	Pole 2026	Races 2026	Tyres	Class
1	3 DE ROSA Raffaele [DeR]	39	25/03/1987	Napoli	ITA	QJMOTOR SRK 800 RS QJMOTOR Factory Racing	1	19		184	Pirelli	*
2	5 MASIA Jaume [Mas]	25	08/10/2000	Algemesi - Valencia	ESP	Ducati Panigale V2 Orelac Racing Verdunatura	4	9	2	32	Pirelli	
3	6 PEROLARI Corentin [Per]	28	13/04/1998	Bagnols-sur-Cèze	FRA	Honda CBR600RR Honda Racing World Supersport		1	1	61	Pirelli	*
4	7 FARIOLI Filippo [Far]	21	04/04/2005	Bergamo	ITA	Yamaha YZF-R9 VFT Racing Yamaha				30	Pirelli	
5	10 TACCINI Leonardo [Tac]	23	18/09/2002	Rome	ITA	Ducati Panigale V2 Ecosantagata Althea Racing Team				75	Pirelli	
6	11 FERRARI Matteo [Fer]	29	12/02/1997	Cesena	ITA	Ducati Panigale V2 WRP Racing		1		12	Pirelli	
7	16 ZACCONE Alessandro [Zac]	27	16/01/1999	Rimini	ITA	Ducati Panigale V2 Ecosantagata Althea Racing Team				25	Pirelli	
8	19 KOFLER Andreas [Kof]	21	12/08/2004	Voecklabruck	AUT	Yamaha YZF-R9 Motorsport Kofler				10	Pirelli	*
9	20 CARDELUS Xavi [XCa]	28	15/05/1998	Andorra	AND	Yamaha YZF-R9 Cerba Yamaha Racing Team				36	Pirelli	
10	22 CARRASCO Ana [CaA]	29	10/03/1997	Cehegin	ESP	Honda CBR600RR Honda Racing World Supersport				26	Pirelli	*
11	24 RAMIREZ Marcos [Ram]	28	16/12/1997	Conil	ESP	QJMOTOR SRK 800 RS QJMOTOR Factory Racing				11	Pirelli	*
12	25 KONIG Oliver [Kon]	24	18/03/2002	Praha	CZE	Triumph Street Triple 765 RS Compos Racing Team				8	Pirelli	
13	31 OKAMOTO Yuki [Oka]	26	23/07/1999	Japan	JPN	Yamaha YZF-R9 Pata Yamaha Ten Kate Racing				26	Pirelli	
14	32 BAYLISS Oli [Bay]	22	20/09/2003	Monaco	AUS	Triumph Street Triple 765 RS PTR Triumph Factory Racing		1		90	Pirelli	
15	37 GARCIA Roberto [Gar]	19	31/05/2006	Sevilla	ESP	Yamaha YZF-R9 GMT94 Yamaha		1		22	Pirelli	
16	40 CASADEI Mattia [Cas]	26	02/07/1999	Rimini	ITA	Ducati Panigale V2 D34G WorldSSP Racing Team			2	27	Pirelli	
17	43 JESPERSEN Simon [Jes]	24	23/07/2001	Copenhagen	DEN	Ducati Panigale V2 EAB Racing Team		1		56	Pirelli	
18	50 VOSTATEK Ondrej [Vos]	21	26/08/2004	Praha 4	CZE	Triumph Street Triple 765 RS Compos Racing Team				96	Pirelli	
19	52 ALCOBA Jeremy [Alc]	24	15/11/2001	Tortosa	ESP	Kawasaki ZX-6R 636 Kawasaki WorldSSP Team		2		32	Pirelli	
20	53 DEBISE Valentin [Deb]	34	12/02/1992	Albi	FRA	ZXMOTO 820RR EASTROC ZXMOTO Evan Bros Factory	5	17		102	Pirelli	
21	54 ROSSI Riccardo [Ros]	24	21/03/2002	Genova	ITA	Ducati Panigale V2 Renzi Corse		3		8	Pirelli	
22	57 MAHENDRA Aldi [MaA]	19	27/06/2006	Yogyakarta	INA	Yamaha YZF-R9 AS BLU CRU Racing Team		1		24	Pirelli	
23	61 ONCU Can [OnC]	22	26/07/2003	Alanya	TUR	Yamaha YZF-R9 Pata Yamaha Ten Kate Racing	7	33	5	130	Pirelli	
24	64 CARICASULO Federico [Car]	30	06/04/1996	Ravenna	ITA	ZXMOTO 820RR EASTROC ZXMOTO Evan Bros Factory	7	35	13	171	Pirelli	
25	65 OETTL Philipp [Oet]	30	03/05/1996	Bad Reichenhall	GER	Ducati Panigale V2 Feel Racing WorldSSP Team	1	15	1	68	Pirelli	
26	69 BOOTH-AMOS Tom [Boo]	30	12/03/1996	Stafford	GBR	Triumph Street Triple 765 RS PTR Triumph Factory Racing	1	11		93	Pirelli	
27	70 WHATLEY Josh [Wha]	20	02/09/2005	Chetsey	GBR	Ducati Panigale V2 Orelac Racing Verdunatura				12	Pirelli	
28	73 CRETARO Jacopo [Cre]	26	12/05/2000	Roma	ITA	MV Agusta F3 800 RR Flembo by Racing Development				16	Pirelli	
29	75 ARENAS Albert [Are]	29	11/12/1996	Barcelona	ESP	Yamaha YZF-R9 AS BLU CRU Racing Team	2	6	1	8	Pirelli	
30	77 AEGERTER Dominique [Aeg]	35	30/09/1990	Röthenbach Im Emmental	SUI	Kawasaki ZX-6R 636 Kawasaki WorldSSP Team	27	35	11	52	Pirelli	
31	88 GIOMBINI Andrea [Gio]	22	11/03/2004	Roma	ITA	MV Agusta F3 800 RR Motozoo by Madforce Dubai				14	Pirelli	
32	91 JIMENEZ Borja [Jim]	18	30/06/2007	Murcia	ESP	Ducati Panigale V2 WRP Racing				8	Pirelli	
33	94 MAHIAS Lucas [Mah]	37	14/04/1989	Mont de Marsan	FRA	Yamaha YZF-R9 GMT94 Yamaha	9	35	10	127	Pirelli	



Czech Round, 15-17 May 2026
Results Free Practice

No.	Rider	Nat	Team	Bike	Class	Time	Gap	Rel.	Laps	Speed	
										Avg	Max
1	53 V. DEBISE	FRA	EASTROC ZXMMOTO Evan Bros Factory	ZXMMOTO 820RR		1'34.389			17	160,646	262,7
2	61 C. ONCU	TUR	Pata Yamaha Ten Kate Racing	Yamaha YZF-R9		1'34.719	0.330	0.330	21	160,086	260,2
3	50 O. VOSTATEK	CZE	Compos Racing Team	Triumph Street Triple 765 RS		1'34.753	0.364	0.034	20	160,029	263,9
4	5 J. MASIA	ESP	Orelac Racing Verdnatura	Ducati Panigale V2		1'34.755	0.366	0.002	18	160,025	260,2
5	37 R. GARCIA	ESP	GMT94 Yamaha	Yamaha YZF-R9		1'34.962	0.573	0.207	20	159,677	258,4
6	64 F. CARICASULO	ITA	EASTROC ZXMMOTO Evan Bros Factory	ZXMMOTO 820RR		1'35.011	0.622	0.049	16	159,594	259,6
7	11 M. FERRARI	ITA	WRP Racing	Ducati Panigale V2		1'35.044	0.655	0.033	19	159,539	264,6
8	32 O. BAYLISS	AUS	PTR Triumph Factory Racing	Triumph Street Triple 765 RS		1'35.071	0.682	0.027	20	159,493	262,1
9	7 F. FARIOLI	ITA	VFT Racing Yamaha	Yamaha YZF-R9		1'35.161	0.772	0.090	24	159,343	258,4
10	94 L. MAHIAS	FRA	GMT94 Yamaha	Yamaha YZF-R9		1'35.293	0.904	0.132	18	159,122	259,0
11	52 J. ALCOBA	ESP	Kawasaki WorldSSP Team	Kawasaki ZX-6R 636		1'35.293	0.904	0.000	19	159,122	260,8
12	69 T. BOOTH-AMOS	GBR	PTR Triumph Factory Racing	Triumph Street Triple 765 RS		1'35.435	1.046	0.142	19	158,885	262,7
13	43 S. JESPERSEN	DEN	EAB Racing Team	Ducati Panigale V2		1'35.458	1.069	0.023	20	158,847	262,7
14	70 J. WHATLEY	GBR	Orelac Racing Verdnatura	Ducati Panigale V2		1'35.725	1.336	0.267	18	158,404	262,7
15	20 X. CARDELUS	AND	Cerba Yamaha Racing Team	Yamaha YZF-R9		1'35.870	1.481	0.145	18	158,164	257,7
16	16 A. ZACCONI	ITA	Ecosantagata Althea Racing Team	Ducati Panigale V2		1'35.888	1.499	0.018	19	158,134	261,4
17	65 P. OETTL	GER	Feel Racing WorldSSP Team	Ducati Panigale V2		1'35.937	1.548	0.049	14	158,054	260,2
18	75 A. ARENAS	ESP	AS BLU CRU Racing Team	Yamaha YZF-R9		1'35.979	1.590	0.042	20	157,985	258,4
19	3 R. DE ROSA	ITA	QJMOTOR Factory Racing	QJMOTOR SRK 800 RS	*	1'36.035	1.646	0.056	20	157,892	257,1
20	40 M. CASADEI	ITA	D34G WorldSSP Racing Team	Ducati Panigale V2		1'36.059	1.670	0.024	16	157,853	259,0
21	6 C. PEROLARI	FRA	Honda Racing World Supersport	Honda CBR600RR	*	1'36.148	1.759	0.089	11	157,707	259,0
22	91 B. JIMENEZ	ESP	WRP Racing	Ducati Panigale V2		1'36.163	1.774	0.015	21	157,682	262,1
23	25 O. KONIG	CZE	Compos Racing Team	Triumph Street Triple 765 RS		1'36.192	1.803	0.029	21	157,635	259,0
24	77 D. AEGERTER	SUI	Kawasaki WorldSSP Team	Kawasaki ZX-6R 636		1'36.198	1.809	0.006	17	157,625	259,0
25	31 Y. OKAMOTO	JPN	Pata Yamaha Ten Kate Racing	Yamaha YZF-R9		1'36.372	1.983	0.174	21	157,340	259,0
26	19 A. KOFLER	AUT	Motorsport Kofler	Yamaha YZF-R9	*	1'36.564	2.175	0.192	20	157,027	253,6
27	10 L. TACCINI	ITA	Ecosantagata Althea Racing Team	Ducati Panigale V2		1'36.627	2.238	0.063	16	156,925	262,1
28	24 M. RAMIREZ	ESP	QJMOTOR Factory Racing	QJMOTOR SRK 800 RS	*	1'37.537	3.148	0.910	16	155,461	256,5
29	54 R. ROSSI	ITA	Renzi Corse	Ducati Panigale V2		1'37.667	3.278	0.130	21	155,254	260,2
30	88 A. GIOMBINI	ITA	Motozoo by Madforce Dubai	MV Agusta F3 800 RR		1'37.764	3.375	0.097	17	155,100	259,6
31	22 A. CARRASCO	ESP	Honda Racing World Supersport	Honda CBR600RR	*	1'37.853	3.464	0.089	17	154,959	254,8
32	73 J. CRETARO	ITA	Flembo by Racing Development	MV Agusta F3 800 RR		1'38.352	3.963	0.499	19	154,173	254,2
Out 105% in this Session											
33	57 A. MAHENDRA	INA	AS BLU CRU Racing Team	Yamaha YZF-R9					0		

Qualifying Lap Time (105% of 1'34.389): **1'39.109**

* WorldSSP Challenge

AIR	Humidity:	57%	Temp:	12°C
TRACK	Condition:	Dry	Temp:	20°C

Records	Pole	[SP]	2024 Y.Montella	1'34.126	161,090	Km/h
	Race	[RC2]	2025 J.Masia	1'34.338	160,730	Km/h
	All Times	[SP]	2024 Y.Montella	1'34.126	161,090	Km/h

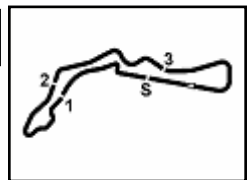
15/05/2026 Start 09:40 End 10:26

The results are provisional until the end of the time limit for protests and appeals and the completion of the technical checks.

Clerk Of The Course: **Marcel Putsche**
Publication Time: **10:30**

These data/results cannot be reproduced, stored and/or transmitted in whole or in part by any manner of electronic, mechanical, photocopying, recording, broadcasting or otherwise now known or herein after developed without the previous express consent by the copyright owner, except for reproduction in daily press and regular printed publications on sale to the public within 60 days of the event related to those data/results and always provided that copyright symbol appears together as follows below.

© DORNA WSBK ORGANIZATION Srl 2026



Czech Round, 15-17 May 2026
Results Free Practice

Session Highlights

Local Time	No. Rider	Description
08.48.00		Start of Session
09.27.00		Start of Session
09.40.00		Start of Session
09.43.30		Yellow Flag Out - Turn 14
09.43.35	57 A. MAHENDRA	#57 Technical Problem - Rider is slowing down - Turn 14
09.43.40		Yellow Flag In - Turn 14
09.43.40		Riders Under Yellow Flag at Turn 14: #65 #11
09.43.51	57 A. MAHENDRA	#57 Stopped with Technical Problem - Turn 14
09.48.52	10 L. TACCINI	#10 Current Lap Time Cancelled - Exceeded Track Limits - Turn 1
09.48.55	65 P. OETTL	#65 On the Gravel - Rejoined - Turn 16
09.50.36	10 L. TACCINI	#10 Lap Time Cancelled [1'54.415] - Exceeded Track Limits - Turn 1
09.51.00	19 A. KOFLER	#19 Current Lap Time Cancelled - Exceeded Track Limits - Turn 1
09.51.02	88 A. GIOMBINI	#88 Current Lap Time Cancelled - Exceeded Track Limits - Turn 1
09.51.11	5 J. MASIA	#5 CHECK RACELINK RF ANTENNA...TRACK COVERAGE IS REALLY BAD
09.52.17	91 B. JIMENEZ	#91 Current Lap Time Cancelled - Exceeded Track Limits - Turn 1
09.52.34	19 A. KOFLER	#19 Lap Time Cancelled [1'45.046] - Exceeded Track Limits - Turn 1
09.52.35	88 A. GIOMBINI	#88 Lap Time Cancelled [1'42.291] - Exceeded Track Limits - Turn 1
09.52.47	24 M. RAMIREZ	#24 Current Lap Time Cancelled - Exceeded Track Limits - Turn 1
09.53.27	73 J. CRETARO	#73 Current Lap Time Cancelled - Exceeded Track Limits - Turn 1
09.54.01	91 B. JIMENEZ	#91 Lap Time Cancelled [1'54.736] - Exceeded Track Limits - Turn 1
09.54.23	24 M. RAMIREZ	#24 Lap Time Cancelled [1'46.995] - Exceeded Track Limits - Turn 1
09.54.27		RED FLAG
09.55.14	73 J. CRETARO	#73 Lap Time Cancelled [1'57.403] - Exceeded Track Limits - Turn 1
09.58.00		Session Restart
09.58.58	91 B. JIMENEZ	#91 Current Lap Time Cancelled - Exceeded Track Limits - Turn 1
10.00.27	91 B. JIMENEZ	#91 Lap Time Cancelled [6'26.490] - Exceeded Track Limits - Turn 1
10.01.55	65 P. OETTL	#65 Current Lap Time Cancelled - Exceeded Track Limits - Turn 1
10.02.47	50 O. VOSTATEK	#50 Current Lap Time Cancelled - Exceeded Track Limits - Turn 1
10.03.22	65 P. OETTL	#65 Lap Time Cancelled [1'36.780] - Exceeded Track Limits - Turn 1
10.04.16	50 O. VOSTATEK	#50 Lap Time Cancelled [1'38.144] - Exceeded Track Limits - Turn 1
10.05.01	88 A. GIOMBINI	#88 Current Lap Time Cancelled - Exceeded Track Limits - Turn 1
10.05.47	37 R. GARCIA	#37 Current Lap Time Cancelled - Exceeded Track Limits - Turn 1
10.05.48	69 T. BOOTH-AMOS	#69 Current Lap Time Cancelled - Exceeded Track Limits - Turn 1
10.06.01	50 O. VOSTATEK	#50 Current Lap Time Cancelled - Exceeded Track Limits - Turn 1
10.06.14	31 Y. OKAMOTO	#31 Current Lap Time Cancelled - Exceeded Track Limits - Turn 1
10.06.22	5 J. MASIA	#5 CHECK RACELINK RF ANTENNA - LAST WARNING
10.06.34	88 A. GIOMBINI	#88 Lap Time Cancelled [1'42.320] - Exceeded Track Limits - Turn 1
10.06.44	88 A. GIOMBINI	#88 Current Lap Time Cancelled - Exceeded Track Limits - Turn 1
10.07.05	10 L. TACCINI	#10 Current Lap Time Cancelled - Exceeded Track Limits - Turn 1
10.07.21	69 T. BOOTH-AMOS	#69 Lap Time Cancelled [1'42.180] - Exceeded Track Limits - Turn 1
10.07.21	37 R. GARCIA	#37 Lap Time Cancelled [1'44.303] - Exceeded Track Limits - Turn 1
10.07.27	75 A. ARENAS	#75 Current Lap Time Cancelled - Exceeded Track Limits - Turn 1
10.07.43	50 O. VOSTATEK	#50 Lap Time Cancelled [1'51.660] - Exceeded Track Limits - Turn 1
10.07.47	31 Y. OKAMOTO	#31 Lap Time Cancelled [1'42.549] - Exceeded Track Limits - Turn 1
10.07.55	25 O. KONIG	#25 Current Lap Time Cancelled - Exceeded Track Limits - Turn 1
10.08.34	88 A. GIOMBINI	#88 Lap Time Cancelled [2'00.616] - Exceeded Track Limits - Turn 1
10.08.51	10 L. TACCINI	#10 Lap Time Cancelled [1'55.779] - Exceeded Track Limits - Turn 1
10.08.58	75 A. ARENAS	#75 Lap Time Cancelled [1'41.457] - Exceeded Track Limits - Turn 1
10.09.07	69 T. BOOTH-AMOS	#69 Current Lap Time Cancelled - Exceeded Track Limits - Turn 1
10.09.25	32 O. BAYLISS	#32 Current Lap Time Cancelled - Exceeded Track Limits - Turn 1
10.09.43	25 O. KONIG	#25 Lap Time Cancelled [1'57.580] - Exceeded Track Limits - Turn 1
10.10.40	69 T. BOOTH-AMOS	#69 Lap Time Cancelled [1'42.698] - Exceeded Track Limits - Turn 1
10.10.45	75 A. ARENAS	#75 Current Lap Time Cancelled - Exceeded Track Limits - Turn 1
10.11.11	32 O. BAYLISS	#32 Lap Time Cancelled [1'55.761] - Exceeded Track Limits - Turn 1
10.12.14	75 A. ARENAS	#75 Lap Time Cancelled [1'39.032] - Exceeded Track Limits - Turn 1
10.12.27	19 A. KOFLER	#19 Current Lap Time Cancelled - Exceeded Track Limits - Turn 1
10.12.38	70 J. WHATLEY	#70 Current Lap Time Cancelled - Exceeded Track Limits - Turn 1

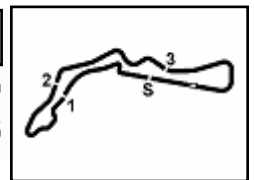
15/05/2026 Start 09:40 End 10:26

The results are provisional until the end of the time limit for protests and appeals and the completion of the technical checks.

Clerk Of The Course: **Marcel Putsche**
Publication Time: **10:30**

This data/results cannot be reproduced, stored and/or transmitted in whole or in part by any manner of electronic, mechanical, photocopying, recording, broadcasting or otherwise now known or herein after developed without the previous express consent by the copyright owner, except for reproduction in daily press and regular printed publications on sale to the public within 60 days of the event related to those data/results and always provided that copyright symbol appears together as follows below.

© DORNA WSBK ORGANIZATION Srl 2026



Czech Round, 15-17 May 2026
Results Free Practice

10.12.52	7 F. FARIOLI	#7 Current Lap Time Cancelled - Exceeded Track Limits - Turn 1
10.13.59	19 A. KOFLER	#19 Lap Time Cancelled [1'41.907] - Exceeded Track Limits - Turn 1
10.14.22	70 J. WHATLEY	#70 Lap Time Cancelled [1'54.153] - Exceeded Track Limits - Turn 1
10.14.25	7 F. FARIOLI	#7 Lap Time Cancelled [1'43.472] - Exceeded Track Limits - Turn 1
10.14.29	61 C. ONCU	#61 Current Lap Time Cancelled - Exceeded Track Limits - Turn 1
10.14.32	70 J. WHATLEY	#70 Current Lap Time Cancelled - Exceeded Track Limits - Turn 1
10.14.35	7 F. FARIOLI	#7 Current Lap Time Cancelled - Exceeded Track Limits - Turn 1
10.14.47		Yellow Flag Out - Turn 16
10.14.59	6 C. PEROLARI	#6 Crashed - Turn 16
10.15.41		Yellow Flag In - Turn 16
10.15.41		Riders Under Yellow Flag at Turn 16: #91 #37 #20 #69 #75 #16 #10 #19 #43 #3 #31 #7 #32 #70 #61 #50
10.16.07	31 Y. OKAMOTO	#31 Current Lap Time Cancelled - Exceeded Track Limits - Turn 1
10.16.16	32 O. BAYLISS	#32 Current Lap Time Cancelled - Exceeded Track Limits - Turn 1
10.17.14	69 T. BOOTH-AMOS	#69 Current Lap Time Cancelled - Exceeded Track Limits - Turn 1
10.17.23	19 A. KOFLER	#19 Current Lap Time Cancelled - Exceeded Track Limits - Turn 1
10.17.46	32 O. BAYLISS	#32 Lap Time Cancelled [1'40.422] - Exceeded Track Limits - Turn 1
10.17.46	31 Y. OKAMOTO	#31 Lap Time Cancelled [1'48.794] - Exceeded Track Limits - Turn 1
10.17.53	61 C. ONCU	#61 Current Lap Time Cancelled - Exceeded Track Limits - Turn 1
10.18.36	40 M. CASADEI	#40 Current Lap Time Cancelled - Exceeded Track Limits - Turn 1
10.18.44	91 B. JIMENEZ	#91 Current Lap Time Cancelled - Exceeded Track Limits - Turn 1
10.18.56	16 A. ZACCONE	#16 Current Lap Time Cancelled - Exceeded Track Limits - Turn 1
10.19.02	19 A. KOFLER	#19 Lap Time Cancelled [1'49.133] - Exceeded Track Limits - Turn 1
10.19.06	69 T. BOOTH-AMOS	#69 Lap Time Cancelled [2'01.341] - Exceeded Track Limits - Turn 1
10.19.12	3 R. DE ROSA	#3 Current Lap Time Cancelled - Exceeded Track Limits - Turn 1
10.19.20	61 C. ONCU	#61 Lap Time Cancelled [1'37.395] - Exceeded Track Limits - Turn 1
10.19.36	25 O. KONIG	#25 Current Lap Time Cancelled - Exceeded Track Limits - Turn 1
10.19.40	24 M. RAMIREZ	#24 Technical Problem - Rider is slowing down
10.20.01	24 M. RAMIREZ	#24 Stopped with Technical Problem - Pit Entry
10.20.04	73 J. CRETARO	#73 Current Lap Time Cancelled - Exceeded Track Limits - Turn 1
10.20.07	40 M. CASADEI	#40 Lap Time Cancelled [1'42.309] - Exceeded Track Limits - Turn 1
10.20.09	88 A. GIOMBINI	#88 Current Lap Time Cancelled - Exceeded Track Limits - Turn 1
10.20.11	91 B. JIMENEZ	#91 Lap Time Cancelled [1'36.973] - Exceeded Track Limits - Turn 1
10.20.14	94 L. MAHIAS	#94 Current Lap Time Cancelled - Exceeded Track Limits - Turn 1
10.20.16	54 R. ROSSI	#54 Current Lap Time Cancelled - Exceeded Track Limits - Turn 1
10.20.18	40 M. CASADEI	#40 Current Lap Time Cancelled - Exceeded Track Limits - Turn 1
10.20.27	16 A. ZACCONE	#16 Lap Time Cancelled [1'41.153] - Exceeded Track Limits - Turn 1
10.20.44	43 S. JESPERSEN	#43 Current Lap Time Cancelled - Exceeded Track Limits - Turn 1
10.20.47	3 R. DE ROSA	#3 Lap Time Cancelled [1'45.944] - Exceeded Track Limits - Turn 1
10.21.05	25 O. KONIG	#25 Lap Time Cancelled [1'39.511] - Exceeded Track Limits - Turn 1
10.21.41	73 J. CRETARO	#73 Lap Time Cancelled [1'47.241] - Exceeded Track Limits - Turn 1
10.21.45	88 A. GIOMBINI	#88 Lap Time Cancelled [1'46.312] - Exceeded Track Limits - Turn 1
10.21.52	10 L. TACCINI	#10 Current Lap Time Cancelled - Exceeded Track Limits - Turn 2
10.21.53	40 M. CASADEI	#40 Lap Time Cancelled [1'45.764] - Exceeded Track Limits - Turn 1
10.21.55	94 L. MAHIAS	#94 Lap Time Cancelled [1'51.134] - Exceeded Track Limits - Turn 1
10.21.55	54 R. ROSSI	#54 Lap Time Cancelled [1'49.416] - Exceeded Track Limits - Turn 1
10.22.01	10 L. TACCINI	#10 Lap Time Cancelled [1'36.810] - Exceeded Track Limits - Turn 2
10.22.01	3 R. DE ROSA	#3 CHECK RACELINK GPS
10.22.05	94 L. MAHIAS	#94 Current Lap Time Cancelled - Exceeded Track Limits - Turn 1
10.22.26	43 S. JESPERSEN	#43 Lap Time Cancelled [1'50.543] - Exceeded Track Limits - Turn 1
10.22.35	88 A. GIOMBINI	#88 On the Gravel - Rejoined - Turn 10
10.23.33	16 A. ZACCONE	#16 Current Lap Time Cancelled - Exceeded Track Limits - Turn 7
10.23.35	20 X. CARDELUS	#20 Current Lap Time Cancelled - Exceeded Track Limits - Turn 1
10.23.39	94 L. MAHIAS	#94 Lap Time Cancelled [1'44.149] - Exceeded Track Limits - Turn 1
10.23.40	16 A. ZACCONE	#16 Lap Time Cancelled [1'37.313] - Exceeded Track Limits - Turn 7
10.23.43	16 A. ZACCONE	#16 Lap Time Cancelled [1'37.313] - Exceeded Track Limits - Turn 7
10.25.12	20 X. CARDELUS	#20 Lap Time Cancelled [1'47.647] - Exceeded Track Limits - Turn 1
10.26.50		End of Session

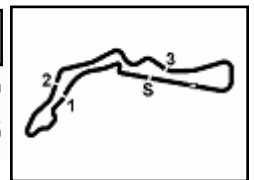
15/05/2026 Start 09:40 End 10:26

The results are provisional until the end of the time limit for protests and appeals and the completion of the technical checks.

Clerk Of The Course: **Marcel Putsche**
Publication Time: **10:30**

These data/results cannot be reproduced, stored and/or transmitted in whole or in part by any manner of electronic, mechanical, photocopying, recording, broadcasting or otherwise now known or herein after developed without the previous express consent by the copyright owner, except for reproduction in daily press and regular printed publications on sale to the public within 60 days of the event related to those data/results and always provided that copyright symbol appears together as follows below.

© DORNA WSBK ORGANIZATION Srl 2026



Czech Round, 15-17 May 2026
Results Free Practice

Fastest Laps Sequence

No.	Rider	Nat	Team	Bike	Local Time	Time	Gap	Avg
32	D. BAYLISS	AUS	PTR Triumph Factory Racing	Triumph Street Triple 765 RS	09:43'38.990	1'40.715		150,556
37	R. GARCIA	ESP	GMT94 Yamaha	Yamaha YZF-R9	09:43'43.742	1'39.972	-0.743	151,674
53	V. DEBISE	FRA	EASTROC ZXMTOTO Evan Bros Factory	ZXMTOTO 820RR	09:43'44.629	1'39.619	-0.353	152,212
6	C. PEROLARI	FRA	Honda Racing World Supersport	Honda CBR600RR	09:43'44.916	1'38.840	-0.779	153,412
94	L. MAHIAS	FRA	GMT94 Yamaha	Yamaha YZF-R9	09:44'49.441	1'37.777	-1.063	155,079
94	L. MAHIAS	FRA	GMT94 Yamaha	Yamaha YZF-R9	09:46'26.243	1'36.802	-0.975	156,641
94	L. MAHIAS	FRA	GMT94 Yamaha	Yamaha YZF-R9	09:48'02.565	1'36.322	-0.480	157,422
94	L. MAHIAS	FRA	GMT94 Yamaha	Yamaha YZF-R9	09:49'38.552	1'35.987	-0.335	157,971
61	C. ONCU	TUR	Pata Yamaha Ten Kate Racing	Yamaha YZF-R9	09:51'13.089	1'35.800	-0.187	158,280
50	D. VOSTATEK	CZE	Compos Racing Team	Triumph Street Triple 765 RS	09:52'16.037	1'35.666	-0.134	158,501
61	C. ONCU	TUR	Pata Yamaha Ten Kate Racing	Yamaha YZF-R9	09:52'48.241	1'35.152	-0.514	159,358
61	C. ONCU	TUR	Pata Yamaha Ten Kate Racing	Yamaha YZF-R9	09:54'23.243	1'35.002	-0.150	159,609
61	C. ONCU	TUR	Pata Yamaha Ten Kate Racing	Yamaha YZF-R9	10:04'47.790	1'34.937	-0.065	159,719
53	V. DEBISE	FRA	EASTROC ZXMTOTO Evan Bros Factory	ZXMTOTO 820RR	10:10'56.139	1'34.897	-0.040	159,786
61	C. ONCU	TUR	Pata Yamaha Ten Kate Racing	Yamaha YZF-R9	10:17'42.466	1'34.719	-0.178	160,086
53	V. DEBISE	FRA	EASTROC ZXMTOTO Evan Bros Factory	ZXMTOTO 820RR	10:21'02.964	1'34.389	-0.330	160,646

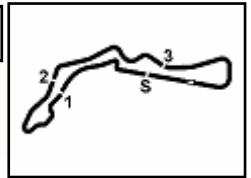
15/05/2026 Start 09:40 End 10:26

The results are provisional until the end of the time limit for protests and appeals and the completion of the technical checks.

Clerk Of The Course: **Marcel Putsche**
Publication Time: **10:30**

These data/results cannot be reproduced, stored and/or transmitted in whole or in part by any manner of electronic, mechanical, photocopying, recording, broadcasting or otherwise now known or herein after developed without the previous express consent by the copyright owner, except for reproduction in daily press and regular printed publications on sale to the public within 60 days of the event related to those data/results and always provided that copyright symbol appears together as follows below.

© DORNA WSBK ORGANIZATION Srl 2026



Autodrom Most 4.212 m

Czech Round, 15-17 May 2026
Best Sectors & Speed Free Practice

BEST LAP		
1	53 V. DEBISE	ZXMOTO 820RR 1'34.389
2	61 C. ONCU	Yamaha YZF-R9 1'34.719
3	50 D. VOSTATEK	Triumph Street Triple 765 RS 1'34.753
4	5 J. MASIA	Ducati Panigale V2 1'34.755
5	37 R. GARCIA	Yamaha YZF-R9 1'34.962
6	64 F. CARICASULO	ZXMOTO 820RR 1'35.011
7	11 M. FERRARI	Ducati Panigale V2 1'35.044
8	32 D. BAYLISS	Triumph Street Triple 765 RS 1'35.071
9	7 F. FARIOLI	Yamaha YZF-R9 1'35.161
10	52 J. ALCOBA	Kawasaki ZX-6R 636 1'35.293
11	94 L. MAHIAS	Yamaha YZF-R9 1'35.293
12	69 T. BOOTH-AMOS	Triumph Street Triple 765 RS 1'35.435
13	43 S. JESPERSEN	Ducati Panigale V2 1'35.458
14	70 J. WHATLEY	Ducati Panigale V2 1'35.725
15	20 X. CARDELLUS	Yamaha YZF-R9 1'35.870
16	16 A. ZACCONE	Ducati Panigale V2 1'35.888
17	65 P. OETTL	Ducati Panigale V2 1'35.937
18	75 A. ARENAS	Yamaha YZF-R9 1'35.979
19	3 R. DE ROSA	QJMOTOR SRK 800 RS 1'36.035
20	40 M. CASADEI	Ducati Panigale V2 1'36.059
21	6 C. PEROLARI	Honda CBR600RR 1'36.148
22	91 B. JIMENEZ	Ducati Panigale V2 1'36.163
23	25 D. KONIG	Triumph Street Triple 765 RS 1'36.192
24	77 D. AEGERTER	Kawasaki ZX-6R 636 1'36.198
25	31 Y. OKAMOTO	Yamaha YZF-R9 1'36.372
26	19 A. KOFLER	Yamaha YZF-R9 1'36.564
27	10 L. TACCINI	Ducati Panigale V2 1'36.627
28	24 M. RAMIREZ	QJMOTOR SRK 800 RS 1'37.537
29	54 R. ROSSI	Ducati Panigale V2 1'37.667
30	88 A. GIOMBINI	MV Agusta F3 800 RR 1'37.764
31	22 A. CARRASCO	Honda CBR600RR 1'37.853
32	73 J. CRETARO	MV Agusta F3 800 RR 1'38.352
33	57 A. MAHENDRA	Yamaha YZF-R9

SPEED		
1	11 M. FERRARI	Ducati Panigale V2 264,6
2	50 D. VOSTATEK	Triumph Street Triple 765 RS 263,9
3	70 J. WHATLEY	Ducati Panigale V2 262,7
4	69 T. BOOTH-AMOS	Triumph Street Triple 765 RS 262,7
5	43 S. JESPERSEN	Ducati Panigale V2 262,7
6	53 V. DEBISE	ZXMOTO 820RR 262,7
7	32 D. BAYLISS	Triumph Street Triple 765 RS 262,1
8	91 B. JIMENEZ	Ducati Panigale V2 262,1
9	10 L. TACCINI	Ducati Panigale V2 262,1
10	16 A. ZACCONE	Ducati Panigale V2 261,4
11	52 J. ALCOBA	Kawasaki ZX-6R 636 260,8
12	5 J. MASIA	Ducati Panigale V2 260,2
13	65 P. OETTL	Ducati Panigale V2 260,2
14	61 C. ONCU	Yamaha YZF-R9 260,2
15	54 R. ROSSI	Ducati Panigale V2 260,2
16	64 F. CARICASULO	ZXMOTO 820RR 259,6
17	88 A. GIOMBINI	MV Agusta F3 800 RR 259,6
18	6 C. PEROLARI	Honda CBR600RR 259,0
19	40 M. CASADEI	Ducati Panigale V2 259,0
20	25 D. KONIG	Triumph Street Triple 765 RS 259,0
21	77 D. AEGERTER	Kawasaki ZX-6R 636 259,0
22	31 Y. OKAMOTO	Yamaha YZF-R9 259,0
23	94 L. MAHIAS	Yamaha YZF-R9 259,0
24	75 A. ARENAS	Yamaha YZF-R9 258,4
25	37 R. GARCIA	Yamaha YZF-R9 258,4
26	7 F. FARIOLI	Yamaha YZF-R9 258,4
27	20 X. CARDELLUS	Yamaha YZF-R9 257,7
28	3 R. DE ROSA	QJMOTOR SRK 800 RS 257,1
29	24 M. RAMIREZ	QJMOTOR SRK 800 RS 256,5
30	22 A. CARRASCO	Honda CBR600RR 254,8
31	73 J. CRETARO	MV Agusta F3 800 RR 254,2
32	19 A. KOFLER	Yamaha YZF-R9 253,6

SEG. 1	
1	5 J. MASIA 23.121
2	11 M. FERRARI 23.125
3	61 C. ONCU 23.145
4	53 V. DEBISE 23.159
5	16 A. ZACCONE 23.168
6	50 D. VOSTATEK 23.183
7	69 T. BOOTH-AMOS 23.213
8	32 D. BAYLISS 23.253
9	52 J. ALCOBA 23.266
10	65 P. OETTL 23.286
11	7 F. FARIOLI 23.316
12	37 R. GARCIA 23.318
13	64 F. CARICASULO 23.325
14	70 J. WHATLEY 23.336
15	25 D. KONIG 23.348
16	94 L. MAHIAS 23.351
17	43 S. JESPERSEN 23.354
18	6 C. PEROLARI 23.398
19	20 X. CARDELLUS 23.401
20	75 A. ARENAS 23.407
21	10 L. TACCINI 23.437
22	40 M. CASADEI 23.448
23	77 D. AEGERTER 23.458
24	91 B. JIMENEZ 23.464
25	31 Y. OKAMOTO 23.582
26	19 A. KOFLER 23.678
27	3 R. DE ROSA 23.700
28	24 M. RAMIREZ 23.720
29	88 A. GIOMBINI 23.723
30	54 R. ROSSI 23.734
31	22 A. CARRASCO 23.906
32	73 J. CRETARO 24.033

SEG. 2	
1	53 V. DEBISE 23.337
2	5 J. MASIA 23.388
3	37 R. GARCIA 23.398
4	50 D. VOSTATEK 23.405
5	64 F. CARICASULO 23.424
6	32 D. BAYLISS 23.504
7	61 C. ONCU 23.511
8	43 S. JESPERSEN 23.549
9	94 L. MAHIAS 23.579
10	52 J. ALCOBA 23.589
11	11 M. FERRARI 23.594
12	69 T. BOOTH-AMOS 23.672
13	3 R. DE ROSA 23.681
14	7 F. FARIOLI 23.696
15	16 A. ZACCONE 23.699
16	20 X. CARDELLUS 23.739
17	40 M. CASADEI 23.744
18	70 J. WHATLEY 23.746
19	91 B. JIMENEZ 23.767
20	77 D. AEGERTER 23.772
21	65 P. OETTL 23.821
22	75 A. ARENAS 23.843
23	25 D. KONIG 23.856
24	6 C. PEROLARI 23.873
25	19 A. KOFLER 23.910
26	31 Y. OKAMOTO 23.947
27	10 L. TACCINI 24.023
28	24 M. RAMIREZ 24.180
29	73 J. CRETARO 24.213
30	22 A. CARRASCO 24.220
31	54 R. ROSSI 24.273
32	88 A. GIOMBINI 24.394
33	57 A. MAHENDRA 27.718

SEG. 3	
1	53 V. DEBISE 23.825
2	61 C. ONCU 23.850
3	37 R. GARCIA 23.980
4	7 F. FARIOLI 23.998
5	50 D. VOSTATEK 24.017
6	5 J. MASIA 24.034
7	32 D. BAYLISS 24.035
8	64 F. CARICASULO 24.044
9	94 L. MAHIAS 24.064
10	52 J. ALCOBA 24.160
11	11 M. FERRARI 24.165
12	70 J. WHATLEY 24.180
13	3 R. DE ROSA 24.183
14	43 S. JESPERSEN 24.188
15	69 T. BOOTH-AMOS 24.227
16	31 Y. OKAMOTO 24.238
17	40 M. CASADEI 24.253
18	20 X. CARDELLUS 24.264
19	65 P. OETTL 24.305
20	6 C. PEROLARI 24.372
21	25 D. KONIG 24.378
22	16 A. ZACCONE 24.382
23	75 A. ARENAS 24.422
24	77 D. AEGERTER 24.433
25	91 B. JIMENEZ 24.443
26	19 A. KOFLER 24.465
27	10 L. TACCINI 24.477
28	24 M. RAMIREZ 24.637
29	54 R. ROSSI 24.831
30	22 A. CARRASCO 24.838
31	88 A. GIOMBINI 24.863
32	73 J. CRETARO 25.175

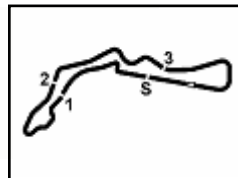
SEG. 4	
1	61 C. ONCU 24.011
2	53 V. DEBISE 24.044
3	11 M. FERRARI 24.047
4	64 F. CARICASULO 24.084
5	7 F. FARIOLI 24.091
6	37 R. GARCIA 24.104
7	32 D. BAYLISS 24.135
8	5 J. MASIA 24.136
9	50 D. VOSTATEK 24.148
10	69 T. BOOTH-AMOS 24.197
11	94 L. MAHIAS 24.199
12	3 R. DE ROSA 24.217
13	43 S. JESPERSEN 24.227
14	52 J. ALCOBA 24.277
15	75 A. ARENAS 24.307
16	31 Y. OKAMOTO 24.333
17	16 A. ZACCONE 24.343
18	65 P. OETTL 24.344
19	70 J. WHATLEY 24.354
20	40 M. CASADEI 24.383
21	6 C. PEROLARI 24.388
22	91 B. JIMENEZ 24.390
23	20 X. CARDELLUS 24.402
24	19 A. KOFLER 24.446
25	77 D. AEGERTER 24.478
26	25 D. KONIG 24.500
27	22 A. CARRASCO 24.525
28	54 R. ROSSI 24.535
29	24 M. RAMIREZ 24.557
30	10 L. TACCINI 24.627
31	88 A. GIOMBINI 24.645
32	73 J. CRETARO 24.866

15/05/2026

These data/results cannot be reproduced, stored and/or transmitted in whole or in part by any manner of electronic, mechanical, photocopying, recording, broadcasting or otherwise now known or herein after developed without the previous express consent by the copyright owner, except for reproduction in daily press and regular printed publications on sale to the public within 60 days of the event related to those data/results and always provided that copyright symbol appears together as follows below.

© DORNA WSBK ORGANIZATION Srl 2026





Autodrom Most 4.212 m

Czech Round, 15-17 May 2026
Ideal Times Free Practice

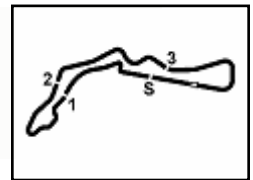
No.	Rider	Nat	Bike	Seg. 1	Seg. 2	Seg. 3	Seg. 4	Ideal Time		
				Diff. 1	Diff. 2	Diff. 3	Diff. 4	Best Lap	Pos.	Diff.
1	53 V. DEBISE	FRA	ZXMOTO 820RR	23.159 +0.007	23.337	23.825	24.044 +0.017	1'34.365 1'34.389	1	0.024
2	61 C. ONCU	TUR	Yamaha YZF-R9	23.145 +0.086	23.511 +0.008	23.850 +0.108	24.011	1'34.517 1'34.719	2	0.202
3	5 J. MASIA	ESP	Ducati Panigale V2	23.121 +0.042	23.388 +0.034	24.034	24.136	1'34.679 1'34.755	4	0.076
4	50 O. VOSTATEK	CZE	Triumph Street Triple 765 RS	23.183	23.405	24.017	24.148	1'34.753 1'34.753	3	
5	37 R. GARCIA	ESP	Yamaha YZF-R9	23.318 +0.162	23.398	23.980	24.104	1'34.800 1'34.962	5	0.162
6	64 F. CARICASULO	ITA	ZXMOTO 820RR	23.325 +0.134	23.424	24.044	24.084	1'34.877 1'35.011	6	0.134
7	32 D. BAYLISS	AUS	Triumph Street Triple 765 RS	23.253 +0.029	23.504 +0.115	24.035	24.135	1'34.927 1'35.071	8	0.144
8	11 M. FERRARI	ITA	Ducati Panigale V2	23.125 +0.028	23.594 +0.052	24.165	24.047 +0.033	1'34.931 1'35.044	7	0.113
9	7 F. FARIOLI	ITA	Yamaha YZF-R9	23.316 +0.031	23.696 +0.029	23.998	24.091	1'35.101 1'35.161	9	0.060
10	94 L. MAHIAS	FRA	Yamaha YZF-R9	23.351 +0.022	23.579	24.064	24.199 +0.078	1'35.193 1'35.293	10	0.100
11	52 J. ALCOBA	ESP	Kawasaki ZX-6R 636	23.266	23.589	24.160	24.277 +0.001	1'35.292 1'35.293	11	0.001
12	69 T. BOOTH-AMOS	GBR	Triumph Street Triple 765 RS	23.213 +0.042	23.672 +0.030	24.227 +0.054	24.197	1'35.309 1'35.435	12	0.126
13	43 S. JESPERSEN	DEN	Ducati Panigale V2	23.354 +0.140	23.549	24.188	24.227	1'35.318 1'35.458	13	0.140
14	16 A. ZACCONI	ITA	Ducati Panigale V2	23.168 +0.217	23.699	24.382	24.343 +0.079	1'35.592 1'35.888	16	0.296
15	70 J. WHATLEY	GBR	Ducati Panigale V2	23.336 +0.050	23.746 +0.022	24.180	24.354 +0.037	1'35.616 1'35.725	14	0.109
16	65 P. DETTL	GER	Ducati Panigale V2	23.286 +0.009	23.821 +0.007	24.305 +0.165	24.344	1'35.756 1'35.937	17	0.181
17	3 R. DE ROSA	ITA	QJMOTOR SRK 800 RS	23.700 +0.107	23.681 +0.106	24.183 +0.041	24.217	1'35.781 1'36.035	19	0.254
18	20 X. CARDELUS	AND	Yamaha YZF-R9	23.401	23.739 +0.064	24.264	24.402	1'35.806 1'35.870	15	0.064
19	40 M. CASADEI	ITA	Ducati Panigale V2	23.448	23.744 +0.121	24.253	24.383 +0.110	1'35.828 1'36.059	20	0.231
20	75 A. ARENAS	ESP	Yamaha YZF-R9	23.407	23.843	24.422	24.307	1'35.979 1'35.979	18	
21	6 C. PEROLARI	FRA	Honda CBR600RR	23.398	23.873	24.372 +0.109	24.388 +0.008	1'36.031 1'36.148	21	0.117
22	91 B. JIMENEZ	ESP	Ducati Panigale V2	23.464	23.767 +0.099	24.443	24.390	1'36.064 1'36.163	22	0.099
23	25 D. KONIG	CZE	Triumph Street Triple 765 RS	23.348 +0.101	23.856	24.378	24.500 +0.009	1'36.082 1'36.192	23	0.110
24	31 Y. OKAMOTO	JPN	Yamaha YZF-R9	23.582	23.947 +0.103	24.238 +0.145	24.333 +0.024	1'36.100 1'36.372	25	0.272
25	77 D. AEGERTER	SUI	Kawasaki ZX-6R 636	23.458 +0.039	23.772 +0.005	24.433	24.478 +0.013	1'36.141 1'36.198	24	0.057
26	19 A. KOFLER	AUT	Yamaha YZF-R9	23.678 +0.002	23.910 +0.018	24.465	24.446 +0.045	1'36.499 1'36.564	26	0.065
27	10 L. TACCINI	ITA	Ducati Panigale V2	23.437	24.023 +0.010	24.477	24.627 +0.053	1'36.564 1'36.627	27	0.063
28	24 M. RAMIREZ	ESP	QJMOTOR SRK 800 RS	23.720 +0.191	24.180	24.637 +0.099	24.557 +0.153	1'37.094 1'37.537	28	0.443
29	54 R. ROSSI	ITA	Ducati Panigale V2	23.734 +0.208	24.273	24.831 +0.086	24.535	1'37.373 1'37.667	29	0.294
30	22 A. CARRASCO	ESP	Honda CBR600RR	23.906 +0.134	24.220 +0.136	24.838	24.525 +0.094	1'37.489 1'37.853	31	0.364
31	88 A. GIOMBINI	ITA	MV Agusta F3 800 RR	23.723 +0.099	24.394 +0.040	24.863	24.645	1'37.625 1'37.764	30	0.139
32	73 J. CRETARO	ITA	MV Agusta F3 800 RR	24.033 +0.043	24.213	25.175	24.866 +0.022	1'38.287 1'38.352	32	0.065
	57 A. MAHENDRA	INA	Yamaha YZF-R9							
Overall Ideal Time				23.121	23.337	23.825	24.011	1'34.294		

15/05/2026

These data/results cannot be reproduced, stored and/or transmitted in whole or in part by any manner of electronic, mechanical, photocopying, recording, broadcasting or otherwise now known or herein after developed without the previous express consent by the copyright owner, except for reproduction in daily press and regular printed publications on sale to the public within 60 days of the event related to those data/results and always provided that copyright symbol appears together as follows below.

© DORNA WSBK ORGANIZATION Srl 2026

FIGR PERUGIA TIMING

Autodrom Most 4.212 m

Czech Round, 15-17 May 2026
Chronological Analysis Free Practice

1 / 6

1° 53 V. DEBISE [1'34.389]							
Lap	Seg1	Seg2	Seg3	Seg4	Lap Time	km/h	Local Time
1	24.462	25.376	27.184	25.314	1'39.619	254,2	9:42'05.010
2	24.757	25.541	25.163	24.847	1'40.308	256,5	9:43'44.629
3	23.902	24.223	24.501	35.843	1'48.469P	254,8	9:47'13.406
4	5'03.403	24.733	25.612	24.534	6'18.282P		9:53'31.688
5	23.631	23.824	25.403	37.270	1'50.128CP	255,9	9:55'21.816
6	4'47.349	24.500	24.762	24.594	6'01.205P		10:01'23.021
7	23.518	24.091	24.354	24.413	1'36.376	254,8	10:02'59.397
8	23.290	23.741	24.116	24.374	1'35.521	256,5	10:04'34.918
9	23.369	23.770	24.288	24.198	1'35.625	257,1	10:06'10.543
10	23.204	23.608	24.337	24.200	1'35.349	257,1	10:07'45.892
11	23.350	23.647	24.182	24.171	1'35.350	257,1	10:09'21.242
12	23.249	23.564	23.989	24.095	1'34.897	257,7	10:10'56.139
13	23.203	24.213	24.167	35.184	1'46.767P	258,4	10:12'42.906
14	5'31.515	25.686	24.272	24.196	6'45.669P		10:19'28.575
15	23.166	23.337	23.825	24.061	1'34.389	257,7	10:21'02.964
16	23.159	23.339	23.957	24.044	1'34.499	259,6	10:22'37.463
17	27.367	25.287	24.363	24.238	1'41.255	262,7	10:24'18.718

2° 61 C. ONCU [1'34.719]							
Lap	Seg1	Seg2	Seg3	Seg4	Lap Time	km/h	Local Time
1	23.843	24.083	24.393	24.571	1'36.890	253,0	9:49'37.289
2	23.594	23.766	24.182	24.258	1'35.800	254,8	9:51'13.089
3	23.348	23.602	23.980	24.222	1'35.152	254,8	9:52'48.241
4	23.405	23.549	23.986	24.062	1'35.002	254,2	9:54'23.243
5	25.634	26.305	25.592	37.579	1'55.110CP	256,5	9:56'18.353
6	2'30.530	24.189	24.274	24.455	3'43.448P		10:00'01.801
7	23.390	23.530	24.005	24.286	1'35.211	251,3	10:01'37.012
8	23.713	23.690	24.019	24.419	1'35.841	253,0	10:03'12.853
9	23.254	23.614	23.850	24.219	1'34.937	253,6	10:04'47.790
10	23.310	23.756	24.035	24.132	1'35.233	253,6	10:06'23.023
11	23.371	23.711	24.032	24.343	1'35.457	255,3	10:07'58.480
12	23.274	23.511	23.961	24.267	1'35.013	254,8	10:09'33.493
13	23.284	23.624	24.031	24.231	1'35.170	253,6	10:11'08.663
14	23.145	23.542	23.998	24.268	1'34.953	255,3	10:12'43.616
15	23.456	23.682	24.146	24.374	1'35.658	254,2	10:14'19.274
16	28.902	29.935	25.028	24.608	1'48.473C	254,2	10:16'07.747
17	23.231	23.519	23.958	24.011	1'34.719	256,5	10:17'42.466
18	24.633	24.010	24.449	24.303	1'37.395C	260,2	10:19'19.861
19	26.776	24.040	24.490	24.409	1'39.715	254,8	10:20'59.576
20	23.459	23.688	24.281	24.392	1'35.820	259,6	10:22'35.396
21	23.436	23.670	24.081	24.760	1'35.947	255,3	10:24'11.343

3° 50 O. VOSTATEK [1'34.753]							
Lap	Seg1	Seg2	Seg3	Seg4	Lap Time	km/h	Local Time
1	24.696	26.095	27.690	26.354	1'43.385	254,2	9:44'10.267
2	24.211	24.524	25.264	24.705	1'38.704	254,2	9:45'48.971
3	23.662	24.055	24.954	24.494	1'37.165	260,2	9:47'26.136
4	23.406	24.229	24.809	24.816	1'37.260	259,6	9:49'03.396
5	23.751	24.276	24.479	24.469	1'36.975	263,9	9:50'40.371
6	23.425	23.599	24.377	24.265	1'35.666	257,7	9:52'16.037
7	23.316	23.615	24.280	24.320	1'35.531	256,5	9:53'51.568
8	23.411	23.924	28.172	39.157	1'54.664CP	257,1	9:55'46.232
9	4'01.048	24.786	24.499	24.443	5'14.776P		10:01'01.008
10	23.421	23.771	24.334	24.460	1'35.986	253,0	10:02'36.994
11	24.552	24.017	25.086	24.489	1'38.144C	255,9	10:04'15.138
12	23.480	23.651	24.243	24.408	1'35.782	255,3	10:05'50.920
13	23.840	24.862	25.350	37.608	1'51.660CP	254,2	10:07'42.580
14	5'39.160	24.166	24.339	24.407	6'52.072P		10:14'34.652
15	23.442	23.585	24.473	24.481	1'35.981C	253,0	10:16'10.633

16	23.202	23.624	24.119	24.276	1'35.221	255,9	10:17'45.854
17	23.277	23.560	24.088	24.222	1'35.147	260,8	10:19'21.001
18	23.191	23.655	24.199	24.296	1'35.341	260,2	10:20'56.342
19	23.353	23.459	24.097	24.167	1'35.076	254,2	10:22'31.418
20	23.183	23.405	24.017	24.148	1'34.753	255,9	10:24'06.171

4° 5 J. MASIA [1'34.755]							
Lap	Seg1	Seg2	Seg3	Seg4	Lap Time	km/h	Local Time
1	24.034	24.389	25.081	24.712	1'38.216	255,9	9:45'48.479
2	23.879	23.928	24.808	24.527	1'37.142	255,9	9:47'25.621
3	23.438	24.220	24.883	24.854	1'37.395	256,5	9:49'03.016
4	23.543	23.765	24.289	24.411	1'36.008	256,5	9:50'39.024
5	23.485	23.697	24.323	24.328	1'35.833	255,9	9:52'14.857
6	23.367	23.718	24.276	24.408	1'35.769	255,9	9:53'50.626
7	23.407	23.769	29.317	40.587	1'57.080CP	255,3	9:55'47.706
8	5'48.016	24.587	24.656	24.664	7'01.923P		10:02'49.629
9	23.532	23.796	24.432	24.482	1'36.242	254,8	10:04'25.871
10	23.219	23.674	24.212	24.357	1'35.462	257,1	10:06'01.333
11	23.226	23.779	24.499	24.521	1'36.025	257,1	10:07'37.358
12	23.449	24.342	24.677	38.804	1'51.272P	255,9	10:09'28.630
13	5'33.347	24.350	24.812	24.573	6'47.082P		10:16'15.712
14	23.300	25.231	24.307	24.283	1'37.121	254,8	10:17'52.833
15	23.194	23.388	24.059	24.188	1'34.829	257,7	10:19'27.662
16	23.121	23.486	24.135	24.221	1'34.963	258,4	10:21'02.625
17	23.163	23.422	24.034	24.136	1'34.755	259,6	10:22'37.380
18	27.222	24.825	24.972	24.900	1'41.919	260,2	10:24'19.299

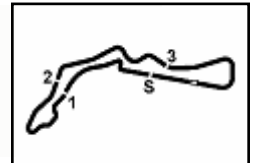
5° 37 R. GARCIA [1'34.962]							
Lap	Seg1	Seg2	Seg3	Seg4	Lap Time	km/h	Local Time
1	24.676	27.811	27.071	25.706	1'39.972	252,4	9:42'03.770
2	24.009	24.431	25.022	24.833	1'38.295	250,1	9:45'22.037
3	23.737	24.062	24.547	24.656	1'37.002	254,2	9:46'59.039
4	23.648	23.797	24.414	24.595	1'36.454	254,2	9:48'35.493
5	23.563	27.405	27.862	24.702	1'43.532	253,0	9:50'19.025
6	23.422	23.672	24.672	24.453	1'36.219	257,1	9:51'55.244
7	23.441	23.747	24.353	24.493	1'36.034	253,6	9:53'31.278
8	23.433	23.795	25.565	39.242	1'52.035CP	253,0	9:55'23.313
9	5'47.370	24.615	24.834	24.792	7'01.611P		10:02'24.924
10	23.574	23.825	24.263	24.594	1'36.256	251,8	10:04'01.180
11	23.335	23.692	24.057	24.433	1'35.517	251,8	10:05'36.697
12	29.240	25.243	24.887	24.933	1'44.303C	253,0	10:07'21.000
13	23.345	23.889	24.325	37.699	1'49.258P	255,3	10:09'10.258
14	4'51.759	29.688	24.792	24.654	6'10.893CP		10:15'21.151
15	23.480	23.398	23.980	24.104	1'34.962	250,7	10:16'56.113
16	23.395	23.543	24.164	24.395	1'35.497	258,4	10:18'31.610
17	23.331	23.566	24.010	24.347	1'35.254	255,3	10:20'06.864
18	23.318	23.579	24.188	24.431	1'35.516	252,4	10:21'42.380
19	23.446	23.730	24.670	24.657	1'36.503	252,4	10:23'18.883
20	23.519	23.678	24.095	24.398	1'35.690	247,9	10:24'54.573

6° 64 F. CARICASULO [1'35.011]							
Lap	Seg1	Seg2	Seg3	Seg4	Lap Time	km/h	Local Time
1	25.347	27.542	27.792	25.475	1'40.074	257,7	9:43'46.056
2	24.091	25.204	25.115	41.603	1'56.013P	255,9	9:45'42.069
3	6'26.229	25.249	25.325	24.826	7'41.629P		9:53'23.698
4	24.188	24.102	25.371	42.725	1'56.386CP	253,0	9:55'20.084
5	4'48.753	24.498	24.930	24.923	6'03.104P		10:01'23.188
6	23.686	23.987	24.357	24.354	1'36.384	253,6	10:02'59.572
7	23.407	23.711	24.064	24.231	1'35.413	258,4	10:04'34.985
8	23.475	24.892	24.276	24.344	1'36.987	255,3	10:06'11.972

15/05/2026 P = Pits In/Out - C = Lap Time Cancelled

These data/results cannot be reproduced, stored and/or transmitted in whole or in part by any manner of electronic, mechanical, photocopying, recording, broadcasting or otherwise now known or herein after developed without the previous express consent by the copyright owner, except for reproduction in daily press and regular printed publications on sale to the public within 60 days of the event related to those data/results and always provided that copyright symbol appears together as follows below.

© DORNA WSBK ORGANIZATION Srl 2026



Autodrom Most 4.212 m

Czech Round, 15-17 May 2026
Chronological Analysis Free Practice

2 / 6

9	23.915	23.725	24.155	24.299	1'36.094	257,1	10:07'48.066	5	23.709	24.307	24.734	24.637	1'37.387	251,8	9:49'26.161
10	23.325	23.534	24.190	24.494	1'35.543	255,9	10:09'23.609	6	23.510	24.204	24.440	24.553	1'36.707	251,8	9:51'02.868
11	23.564	23.612	24.100	24.189	1'35.465	259,6	10:10'59.074	7	23.489	24.129	24.472	24.505	1'36.595	252,4	9:52'39.463
12	23.327	23.713	24.072	39.787	1'50.899P	255,9	10:12'49.973	8	23.439	23.878	24.344	24.695	1'36.356	254,2	9:54'15.819
13	5'12.908	24.857	27.179	28.769	6'33.713P		10:19'23.686	9	24.791	25.597	26.488	43.849	2'00.725CP	253,0	9:56'16.544
14	23.525	26.267	24.826	24.619	1'39.237	255,9	10:21'02.923	10	3'47.649	24.981	24.647	24.538	5'01.815P		10:01'18.359
15	23.459	23.424	24.044	24.084	1'35.011	259,0	10:22'37.934	11	23.561	23.896	24.380	24.341	1'36.178	252,4	10:02'54.537
16	24.465	23.857	24.172	24.195	1'36.689	259,6	10:24'14.623	12	23.316	24.008	24.267	24.303	1'35.894	254,8	10:04'30.431

7° 11 M. FERRARI [1'35.044]

Lap	Seg1	Seg2	Seg3	Seg4	Lap Time	km/h	Local Time
		26.080	26.440	25.051			9:42'40.332
1	24.090	24.868	25.371	24.767	1'39.096C	255,9	9:44'19.428
2	23.771	24.537	25.031	24.684	1'38.023	257,1	9:45'57.451
3	24.011	24.233	24.879	24.631	1'37.754	261,4	9:47'35.205
4	23.673	24.732	25.074	24.476	1'37.955	259,6	9:49'13.160
5	23.518	24.297	24.844	24.394	1'37.053	260,2	9:50'50.213
6	23.434	23.969	24.700	38.712	1'50.815P	260,8	9:52'41.028
7	6'28.851	24.735	24.783	24.644	7'43.013P		10:00'24.041
8	23.475	24.048	24.598	24.369	1'36.490	257,1	10:02'00.531
9	23.253	24.004	24.521	24.318	1'36.096	258,4	10:03'36.627
10	23.258	23.890	24.475	24.348	1'35.971	259,0	10:05'12.598
11	23.343	24.012	24.540	37.293	1'49.188P	259,0	10:07'01.786
12	5'26.538	24.291	24.515	24.275	6'39.619P		10:13'41.405
13	23.288	23.613	25.997	24.071	1'36.969	257,1	10:15'18.374
14	23.299	23.594	24.317	24.047	1'35.257	262,1	10:16'53.631
15	23.153	23.646	24.165	24.080	1'35.044	260,8	10:18'28.675
16	23.147	23.766	24.297	24.121	1'35.331	261,4	10:20'04.006
17	23.344	27.222	24.769	24.297	1'39.632	261,4	10:21'43.638
18	23.333	23.672	24.274	24.174	1'35.453	260,8	10:23'19.091
19	23.125	23.624	24.256	24.234	1'35.239	264,6	10:24'54.330

8° 32 O. BAYLISS [1'35.071]

Lap	Seg1	Seg2	Seg3	Seg4	Lap Time	km/h	Local Time
		26.815	26.642	26.075			9:41'58.275
1	24.636	25.385	25.459	25.235	1'40.715	250,1	9:43'38.990
2	24.742	25.910	25.223	24.935	1'40.810	253,6	9:45'19.800
3	23.916	24.565	24.705	24.727	1'37.913	254,2	9:46'57.713
4	23.888	24.328	25.399	24.610	1'38.225	255,3	9:48'35.938
5	23.556	24.153	24.521	24.450	1'36.680	258,4	9:50'12.618
6	23.580	23.943	24.611	24.601	1'36.735	256,5	9:51'49.353
7	23.536	24.058	24.441	24.345	1'36.380	255,9	9:53'25.733
8	23.604	23.894	24.753	44.273	1'56.524CP	256,5	9:55'22.257
9	6'12.289	26.478	25.292	24.706	7'28.765P		10:02'51.022
10	23.401	24.412	24.374	24.293	1'36.480	259,0	10:04'27.502
11	23.562	23.942	24.599	24.357	1'36.460	259,0	10:06'03.962
12	23.448	23.623	24.093	24.189	1'35.353	262,1	10:07'39.315
13	23.253	23.562	24.348	24.504	1'35.667	259,6	10:09'14.982
14	27.725	24.427	25.369	38.240	1'55.761CP	257,1	10:11'10.743
15	3'35.090	29.226	25.252	24.572	4'54.140CP		10:16'04.883
16	27.263	24.149	24.407	24.603	1'40.422C	255,3	10:17'45.305
17	23.282	23.619	24.035	24.135	1'35.071	257,7	10:19'20.376
18	23.394	27.196	24.728	24.530	1'39.848	260,8	10:21'00.224
19	23.361	23.816	24.227	24.273	1'35.677	260,8	10:22'35.901
20	23.281	23.504	24.069	24.227	1'35.081	259,0	10:24'10.982

9° 7 F. FARIOLI [1'35.161]

Lap	Seg1	Seg2	Seg3	Seg4	Lap Time	km/h	Local Time
							9:40'51.299
1	41.127	26.558	26.870	25.637	2'00.192P		9:42'51.491
2	24.378	25.035	25.828	25.304	1'40.545	248,4	9:44'32.036
3	24.059	24.917	24.961	24.952	1'38.889	251,8	9:46'10.925
4	23.826	24.566	24.771	24.686	1'37.849	249,5	9:47'48.774

10° 94 L. MAHIAS [1'35.293]

Lap	Seg1	Seg2	Seg3	Seg4	Lap Time	km/h	Local Time
			25.418	25.649	25.035		9:43'11.664
1	24.148	24.138	24.759	24.732	1'37.777	249,0	9:44'49.441
2	23.737	23.965	24.475	24.625	1'36.802	250,1	9:46'26.243
3	23.448	23.925	24.492	24.457	1'36.322	251,3	9:48'02.565
4	23.479	23.833	24.348	24.327	1'35.987	251,3	9:49'38.552
5	23.709	23.863	24.246	24.203	1'36.021	253,0	9:51'14.573
6	23.473	23.728	24.154	24.310	1'35.665	253,0	9:52'50.238
7	23.470	23.851	24.227	24.507	1'36.055	251,3	9:54'26.293
8	29.408	27.898	26.988	39.877	2'04.171CP	251,3	9:56'30.464
9	11'00.627	24.523	24.819	24.480	12'14.449P		10:08'44.913
10	23.619	23.719	24.221	24.508	1'36.067	249,0	10:10'20.980
11	23.373	23.579	24.064	24.277	1'35.293	250,1	10:11'56.273
12	23.417	23.641	24.074	24.236	1'35.368	250,1	10:13'31.641
13	23.445	32.007	25.198	24.473	1'45.123	249,0	10:15'16.764
14	23.402	23.593	24.121	24.199	1'35.315	250,7	10:16'52.079
15	23.383	23.738	24.070	24.240	1'35.431	250,1	10:18'27.510
16	23.351	23.622	24.083	24.464	1'35.520	259,0	10:20'03.030
17	33.113	25.157	27.568	25.296	1'51.134C	251,8	10:21'54.164
18	26.717	27.981	24.906	24.545	1'44.149C	251,3	10:23'38.313

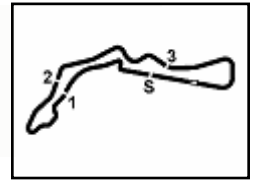
11° 52 J. ALCOBA [1'35.293]

Lap	Seg1	Seg2	Seg3	Seg4	Lap Time	km/h	Local Time
		26.178	27.180	26.554			9:42'38.417
1	24.557	30.959	25.363	25.092	1'45.971	257,1	9:44'24.388
2	23.868	24.593	24.958	24.700	1'38.119	253,6	9:46'02.507
3	23.651	24.278	25.042	24.837	1'37.808	255,3	9:47'40.315
4	23.514	24.140	24.774	24.928	1'37.356	255,9	9:49'17.671
5	23.791	24.446	24.692	24.511	1'37.440	258,4	9:50'55.111
6	23.545	24.251	24.589	24.510	1'36.895	255,3	9:52'32.006
7	23.631	24.192	24.488	24.503	1'36.814	254,8	9:54'08.820
8	23.493	26.180	26.636	40.736	1'57.045CP	255,3	9:56'05.865
9	7'20.652	24.501	24.499	24.722	8'34.374P		10:04'40.239
10	23.599	24.058	24.482	24.447	1'36.586	254,2	10:06'16.825
11	23.463	23.870	24.485	24.416	1'36.234	256,5	10:07'53.059
12	23.505	23.823	24.293	25.553	1'37.174	255,9	10:09'30.233
13	23.611	23.842	24.361	24.440	1'36.254	255,3	10:11'06.487
14	23.497	23.803	24.580	25.606	1'37.486	254,8	10:12'43.973
15	23.505	23.775	24.488	36.422	1'48.190P	260,8	10:14'32.163
16	3'52.092	24.060	24.366	24.537	5'05.055P		10:19'37.218
17	23.421	23.651	24.167	24.277	1'35.516	254,8	10:21'12.734
18	23.267	23.705	24.340	24.323	1'35.635	255,3	10:22'48.369

15/05/2026 P = Pits In/Out - C = Lap Time Cancelled

These data/results cannot be reproduced, stored and/or transmitted in whole or in part by any manner of electronic, mechanical, photocopying, recording, broadcasting or otherwise now known or herein after developed without the previous express consent by the copyright owner, except for reproduction in daily press and regular printed publications on sale to the public within 60 days of the event related to those data/results and always provided that copyright symbol appears together as follows below.

© DORNA WSBK ORGANIZATION Srl 2026



Autodrom Most 4.212 m

Czech Round, 15-17 May 2026
Chronological Analysis Free Practice

3 / 6

12° 69 T. BOOTH-AMOS [1'35.435]							
Lap	Seg.1	Seg.2	Seg.3	Seg.4	Lap Time	km/h	Local Time
		27.102	27.881	26.007			9:42'52.760
1	25.558	29.222	27.384	38.618	2'00.782P	254,8	9:44'53.542
2	3'35.359	25.498	25.603	24.848	4'51.308P		9:49'44.850
3	23.799	24.204	25.022	24.575	1'37.600	255,9	9:51'22.450
4	23.554	24.050	24.606	24.487	1'36.697	255,9	9:52'59.147
5	23.379	23.910	24.473	24.380	1'36.142C	255,9	9:54'35.289
6	27.523	28.806	29.643	42.666	2'08.638CP	208,3	9:56'43.927
7	4'26.949	25.309	24.966	24.619	5'41.843P		10:02'25.770
8	23.370	23.852	24.281	24.335	1'35.838	257,1	10:04'01.608
9	23.630	23.964	24.849	24.401	1'36.844	262,7	10:05'38.452
10	26.925	25.114	25.446	24.695	1'42.180C	258,4	10:07'20.632
11	23.490	23.806	24.477	24.292	1'36.065	256,5	10:08'56.697
12	27.166	25.327	25.610	24.595	1'42.698C	255,9	10:10'39.395
13	23.424	23.814	24.227	24.220	1'35.685	256,5	10:12'15.080
14	23.323	23.755	24.327	24.365	1'35.770	256,5	10:13'50.850
15	23.213	23.672	25.481	25.189	1'37.555C	261,4	10:15'28.405
16	23.255	23.702	24.281	24.197	1'35.435	256,5	10:17'03.840
17	26.423	29.391	25.962	39.565	2'01.341CP	257,7	10:19'05.181
18	2'33.563	26.511	27.826	25.162	3'53.062P		10:22'58.243
19	23.637	23.818	24.641	24.626	1'36.722	254,8	10:24'34.965

13° 43 S. JESPERSEN [1'35.458]							
Lap	Seg.1	Seg.2	Seg.3	Seg.4	Lap Time	km/h	Local Time
		27.390	27.395	26.557			9:42'53.637
1	25.127	26.382	26.069	25.532	1'43.110	250,1	9:44'36.747
2	24.237	25.059	25.082	24.863	1'39.241	251,8	9:46'15.988
3	24.025	24.466	24.705	24.513	1'37.709	252,4	9:47'53.697
4	24.054	24.274	24.585	24.428	1'37.341	251,8	9:49'31.038
5	23.882	23.990	24.354	24.235	1'36.461	254,8	9:51'07.499
6	23.860	24.161	24.198	24.456	1'36.675	254,2	9:52'44.174
7	24.984	27.370	26.262	39.182	1'57.798CP	255,9	9:54'41.972
8	4'30.925	24.588	24.578	24.785	5'44.876P		10:00'26.848
9	23.483	23.973	24.558	24.524	1'36.538	259,6	10:02'03.386
10	23.558	24.113	24.503	24.480	1'36.654	257,7	10:03'40.040
11	23.420	23.963	24.393	24.394	1'36.170	260,8	10:05'16.210
12	23.414	24.032	24.544	24.299	1'36.289	262,7	10:06'52.499
13	24.346	25.575	25.282	39.546	1'54.749P	258,4	10:08'47.248
14	4'06.983	25.189	24.677	24.587	5'21.436P		10:14'08.684
15	24.801	24.072	24.983	24.506	1'38.362C	254,8	10:15'47.046
16	23.613	23.739	24.310	24.304	1'35.966	254,2	10:17'23.012
17	23.494	23.549	24.188	24.227	1'35.458	255,9	10:18'58.470
18	23.354	23.594	24.324	24.229	1'35.501	255,9	10:20'33.971
19	32.170	27.466	26.355	24.552	1'50.543C	255,9	10:22'24.514
20	23.579	23.868	24.259	24.439	1'36.145	255,3	10:24'00.659

14° 70 J. WHATLEY [1'35.725]							
Lap	Seg.1	Seg.2	Seg.3	Seg.4	Lap Time	km/h	Local Time
		27.647	27.972	26.761			9:42'16.871
1	25.250	26.462	26.887	26.051	1'44.650	253,0	9:44'01.521
2	24.532	25.842	26.226	25.959	1'42.559	254,2	9:45'44.080
3	24.030	25.445	25.298	25.361	1'40.134	255,9	9:47'24.214
4	24.254	24.786	25.130	25.539	1'39.709	257,1	9:49'03.923
5	23.897	24.332	24.632	24.854	1'37.715	262,7	9:50'41.638
6	23.736	24.292	24.724	24.628	1'37.380	257,1	9:52'19.018
7	23.495	24.129	24.516	24.765	1'36.905	255,3	9:53'55.923
8	23.667	24.749	27.991	40.667	1'57.074CP	254,8	9:55'52.997
9	5'43.128	24.698	24.717	24.673	6'57.216P		10:02'50.213
10	23.528	23.806	24.198	24.354	1'35.886	255,9	10:04'26.099
11	23.800	24.231	24.256	24.408	1'36.695	259,6	10:06'02.794

12	23.360	23.826	24.182	24.395	1'35.763	256,5	10:07'38.557
13	23.430	23.746	25.477	24.940	1'37.593	256,5	10:09'16.150
14	23.336	23.836	24.229	24.478	1'35.879	257,1	10:10'52.029
15	23.386	23.768	24.180	24.391	1'35.725	254,2	10:12'27.754
16	31.725	26.510	31.028	24.890	1'54.153C	253,6	10:14'21.907
17	28.467	25.506	25.050	24.729	1'43.752C	256,5	10:16'05.659
18	23.422	23.897	24.489	37.742	1'49.550P	256,5	10:17'55.209

15° 20 X. CARDELUS [1'35.870]							
Lap	Seg.1	Seg.2	Seg.3	Seg.4	Lap Time	km/h	Local Time
		28.244	26.002	25.693			9:42'04.082
1	24.810	24.927	25.188	25.588	1'40.513	250,7	9:43'44.595
2	24.168	24.692	24.899	24.768	1'38.527	257,7	9:45'23.122
3	23.878	24.363	24.652	24.851	1'37.744	252,4	9:47'00.866
4	23.795	24.183	24.548	24.636	1'37.162	251,8	9:48'38.028
5	23.641	24.141	27.226	24.779	1'39.787	251,8	9:50'17.815
6	23.739	24.120	25.233	37.570	1'50.662P	251,8	9:52'08.477
7	8'24.364	24.757	24.950	24.855	9'38.926P		10:01'47.403
8	23.631	24.154	24.765	24.644	1'37.194	250,7	10:03'24.597
9	23.552	28.508	25.067	24.851	1'41.978	251,3	10:05'06.575
10	23.720	24.196	24.816	24.748	1'37.480	251,3	10:06'44.055
11	23.744	24.313	24.924	37.793	1'50.774P	251,8	10:08'34.829
12	5'33.200	24.495	24.806	24.589	6'47.090CP		10:15'21.919
13	23.654	23.976	24.286	24.408	1'36.324	251,3	10:16'58.243
14	23.401	23.803	24.264	24.402	1'35.870	251,3	10:18'34.113
15	23.689	24.196	25.130	24.594	1'37.609	252,4	10:20'11.722
16	23.577	23.885	24.363	24.451	1'36.276	254,2	10:21'47.998
17	23.641	23.739	24.315	24.508	1'36.203	251,3	10:23'24.201
18	26.061	29.852	26.063	25.671	1'47.647C	256,5	10:25'11.848

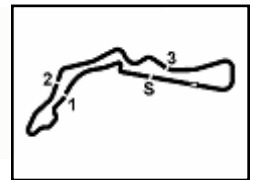
16° 16 A. ZACCONE [1'35.888]							
Lap	Seg.1	Seg.2	Seg.3	Seg.4	Lap Time	km/h	Local Time
		28.662	28.550	27.099			9:41'58.994
1	25.905	26.284	27.028	26.142	1'45.359	254,8	9:43'44.353
2	24.874	25.568	26.166	25.292	1'41.900	258,4	9:45'26.253
3	24.603	24.689	25.478	25.278	1'40.048	261,4	9:47'06.301
4	24.354	24.819	25.466	25.159	1'39.798	259,6	9:48'46.099
5	24.106	24.991	25.644	24.724	1'39.465	259,0	9:50'25.564
6	23.919	24.283	24.769	24.707	1'37.678	259,0	9:52'03.242
7	24.083	24.213	24.826	24.632	1'37.754	261,4	9:53'40.996
8	23.731	24.263	26.023	40.334	1'54.351CP	260,2	9:55'35.347
9	6'09.974	25.999	25.273	24.807	7'26.053P		10:03'01.400
10	24.099	24.369	25.213	25.300	1'38.981	255,9	10:04'40.381
11	23.802	24.153	24.423	24.368	1'36.746	259,0	10:06'17.127
12	23.489	23.904	24.432	24.533	1'36.358	259,6	10:07'53.485
13	23.679	24.456	25.076	39.399	1'52.610P	259,6	10:09'46.095
14	4'31.216	25.010	25.348	24.780	5'46.354CP		10:15'32.449
15	23.695	24.121	24.390	24.343	1'36.549	257,1	10:17'08.998
16	23.442	23.793	24.417	24.496	1'36.148	259,0	10:18'45.146
17	27.089	24.957	24.516	24.591	1'41.153C	257,1	10:20'26.299
18	23.385	23.699	24.382	24.422	1'35.888	256,5	10:22'02.187
19	23.168	25.016	24.842	24.287	1'37.313C	259,0	10:23'39.500

17° 65 P. OETTL [1'35.937]							
Lap	Seg.1	Seg.2	Seg.3	Seg.4	Lap Time	km/h	Local Time
		26.782	27.771	26.229			9:42'37.888
1	24.539	25.896	26.229	25.358	1'42.022C	250,1	9:44'19.910
2	23.886	25.201	24.951	24.655	1'38.693	255,9	9:45'58.603
3	24.838	24.181	24.601	24.558	1'38.178	256,5	9:47'36.781
4	23.971	24.729	37.024	38.908	2'04.632P	260,2	9:49'41.413
5	9'12.069	24.855	24.870	24.810	10'26.604P		10:00'08.017
6	23.611	23.990	24.422	24.492	1'36.515	254,8	10:01'44.532
7	23.818	24.187	24.410	24.365	1'36.780C	255,9	10:03'21.312

15/05/2026 P = Pits In/Out - C = Lap Time Cancelled

These data/results cannot be reproduced, stored and/or transmitted in whole or in part by any manner of electronic, mechanical, photocopying, recording, broadcasting or otherwise now known or herein after developed without the previous express consent by the copyright owner, except for reproduction in daily press and regular printed publications on sale to the public within 60 days of the event related to those data/results and always provided that copyright symbol appears together as follows below.

© DORNA WSBK ORGANIZATION Srl 2026



Autodrom Most 4.212 m

Czech Round, 15-17 May 2026
Chronological Analysis Free Practice

4 / 6

8	23.581	24.873	24.305	24.355	1'37.114	257,1	10:04'58.426	5	23.533	23.916	24.583	24.383	1'36.415	257,7	9:50'16.451
9	23.286	24.498	24.472	27.252	1'49.508P	257,1	10:06'47.934	6	24.368	24.697	25.042	42.776	1'56.883P	257,1	9:52'13.334
10	10'05.483	24.466	24.587	24.580	11'19.116P		10:18'07.050	7	8'13.029	24.428	24.642	24.535	9'26.634P		10:01'39.968
11	23.507	23.931	24.329	24.406	1'36.173	255,3	10:19'43.223	8	23.621	23.937	24.546	24.586	1'36.690	254,8	10:03'16.658
12	23.473	23.821	24.387	24.390	1'36.071	255,9	10:21'19.294	9	23.448	23.865	24.253	24.493	1'36.059	254,8	10:04'52.717
13	23.295	23.828	24.470	24.344	1'35.937	257,1	10:22'55.231	10	23.848	25.415	25.748	39.214	1'54.225P	255,3	10:06'46.942
14	23.385	27.723	24.639	25.059	1'40.806	257,1	10:24'36.037	11	7'01.937	30.731	25.693	24.979	8'23.340P		10:15'10.282

18° 75 A. ARENAS (1'35.979)

Lap	Seg.1	Seg.2	Seg.3	Seg.4	Lap Time	km/h	Local Time
1	25.164	26.728	27.185	27.147			9:43'57.952
2	24.310	25.745	26.400	26.173	1'43.482	251,8	9:45'41.434
3	24.075	25.003	25.630	25.597	1'40.540	250,7	9:47'21.974
4	23.894	24.357	24.954	24.902	1'38.107	258,4	9:50'41.327
5	23.931	24.174	24.868	24.869	1'37.842	254,2	9:52'19.169
6	23.677	24.197	24.944	24.567	1'37.385	257,1	9:53'56.554
7	23.665	24.578	28.062	41.837	1'58.142CP	254,2	9:55'54.696
8	6'51.264	24.987	25.332	25.196	8'06.779P		10:04'01.475
9	23.633	24.059	25.025	24.529	1'37.246	253,6	10:05'38.721
10	24.086	24.316	24.800	24.492	1'37.694	257,1	10:07'16.415
11	26.580	25.591	24.869	24.417	1'41.457C	258,4	10:08'57.872
12	23.681	24.105	24.500	24.565	1'36.851	254,8	10:10'34.723
13	24.485	24.811	25.263	24.473	1'39.032C	252,4	10:12'13.755
14	23.635	24.225	24.687	24.439	1'36.986	252,4	10:13'50.741
15	23.709	23.903	25.008	25.283	1'37.903C	255,3	10:15'28.644
16	23.407	23.843	24.422	24.307	1'35.979	257,7	10:17'04.623
17	23.526	24.195	27.168	26.132	1'41.021	257,1	10:18'45.644
18	23.599	24.019	24.623	24.499	1'36.740	257,7	10:20'22.384
19	23.489	23.894	24.521	24.535	1'36.439	254,2	10:21'58.823
20	23.481	24.216	24.460	24.628	1'36.785	255,9	10:23'35.608

19° 3 R. DE ROSA (1'36.035)

Lap	Seg.1	Seg.2	Seg.3	Seg.4	Lap Time	km/h	Local Time
1	26.184	28.657	27.737	27.520			9:43'57.892
2	24.852	25.506	25.380	25.239	1'40.977	250,1	9:47'23.821
3	24.150	24.755	25.580	25.495	1'39.980	252,4	9:49'03.801
4	24.442	24.508	24.555	24.736	1'38.241	256,5	9:50'42.042
5	23.862	24.313	24.548	24.802	1'37.525	257,1	9:52'19.567
6	23.989	24.225	24.497	24.550	1'37.261	255,9	9:53'56.828
7	23.859	28.201	29.645	48.733	2'10.438CP	257,1	9:56'07.266
8	3'39.267	26.085	24.811	24.771	4'54.934P		10:01'02.200
9	23.870	24.050	24.327	24.776	1'37.023	251,3	10:02'39.223
10	28.785	27.366	24.895	26.651	1'47.697	254,2	10:04'26.920
11	23.718	24.311	24.567	24.392	1'36.988	254,8	10:06'03.908
12	23.841	23.979	24.183	24.364	1'36.367	256,5	10:07'40.275
13	23.934	23.963	24.529	48.657	2'01.083P	255,9	10:09'41.358
14	3'13.889	25.262	24.718	24.513	4'28.382P		10:14'09.740
15	25.322	24.281	24.787	24.530	1'38.920C	253,6	10:15'48.660
16	23.807	23.787	24.224	24.217	1'36.035	253,0	10:17'24.695
17	23.700	23.681	24.369	24.394	1'36.144	254,8	10:19'00.839
18	32.035	24.580	24.655	24.674	1'45.944C	254,8	10:20'46.783
19	23.923	23.949	26.881	25.200	1'39.953	253,6	10:22'26.736
20	23.821	23.780	24.184	24.466	1'36.251	254,8	10:24'02.987

20° 40 M. CASADEI (1'36.059)

Lap	Seg.1	Seg.2	Seg.3	Seg.4	Lap Time	km/h	Local Time
1	24.751	25.980	27.457	25.583			9:42'07.302
2	24.020	24.822	25.077	24.542	1'39.192	254,2	9:43'46.494
3	24.075	24.225	24.862	24.461	1'37.623	259,0	9:47'03.251
4	23.738	24.006	24.593	24.448	1'36.785	255,3	9:48'40.036

21° 6 C. PEROLARI (1'36.148)

Lap	Seg.1	Seg.2	Seg.3	Seg.4	Lap Time	km/h	Local Time
1	24.374	25.656	26.971	25.779			9:42'06.076
2	24.619	24.694	25.016	24.756	1'38.840	257,7	9:43'44.916
3	24.053	24.196	24.565	24.462	1'37.276	255,3	9:47'02.438
4	23.693	24.242	24.597	24.530	1'37.062	254,8	9:48'39.500
5	23.611	24.168	24.603	24.496	1'36.878	255,9	9:50'16.378
6	24.078	26.588	25.537	40.656	1'56.859P	254,8	9:52'13.237
7	8'35.595	24.749	24.903	24.708	9'49.955P		10:02'03.192
8	23.559	24.136	24.610	24.388	1'36.693	253,0	10:03'39.885
9	23.429	23.939	24.372	24.474	1'36.214	254,8	10:05'16.099
10	23.398	23.873	24.481	24.396	1'36.148	255,9	10:06'52.247
11	25.265	26.748	25.585	41.038	1'58.636P	254,8	10:08'50.883
12	5'05.183	30.778					

22° 91 B. JIMENEZ (1'36.163)

Lap	Seg.1	Seg.2	Seg.3	Seg.4	Lap Time	km/h	Local Time
1	25.684	27.457	28.852	27.298			9:42'08.515
2	24.402	25.834	26.740	25.808	1'44.066	251,8	9:43'52.581
3	23.908	25.073	25.839	25.303	1'40.617	254,2	9:45'33.198
4	23.879	24.472	25.396	24.991	1'38.767	254,8	9:47'11.965
5	23.879	24.346	25.174	24.834	1'38.233	255,3	9:48'50.198
6	23.625	24.336	25.005	24.900	1'37.866	257,1	9:50'28.064
7	23.623	24.088	25.065	24.704	1'37.480	255,9	9:52'05.544
8	24.800	24.750	25.575	39.611	1'54.736CP	256,5	9:54'00.280
9	5'11.287	25.063	25.195	24.945	6'26.490CP		10:00'26.770
10	23.836	24.105	24.858	24.709	1'37.508	255,9	10:02'04.278
11	23.667	24.051	24.694	24.646	1'37.058	260,2	10:03'41.336
12	23.509	24.115	24.663	24.566	1'36.853	260,8	10:05'18.189
13	23.636	24.152	24.733	24.557	1'37.078	260,8	10:06'55.267
14	24.807	25.074	25.456	40.011	1'55.348P	248,4	10:08'50.615
15	3'38.192	24.477	24.709	24.562	4'51.940P		10:13'42.555
16	23.718	23.944	25.123	24.562	1'37.347C	255,9	10:15'19.902
17	23.464	23.866	24.443	24.390	1'36.163	258,4	10:16'56.065
18	23.765	24.305	24.826	24.610	1'37.506	260,8	10:18'33.571
19	23.250	24.158	24.824	24.741	1'36.973C	262,1	10:20'10.544
20	23.576	23.981	24.740	24.658	1'36.955	257,1	10:21'47.499
21	23.633	23.767	24.580	24.551	1'36.531	256,5	10:23'24.030
22	23.506	23.826	24.753	24.599	1'36.684	256,5	10:25'00.714

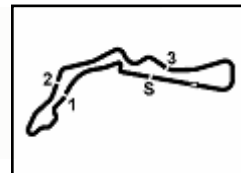
23° 25 O. KONIG (1'36.192)

Lap	Seg.1	Seg.2	Seg.3	Seg.4	Lap Time	km/h	Local Time
1	24.618	26.458	26.637	25.810			9:42'27.290
2	24.147	25.946	26.309	25.482	1'42.355	253,6	9:44'09.645
3	24.471	24.856	25.426	24.859	1'39.288	253,6	9:45'48.933
4	23.848	24.368	24.948	24.760	1'38.547	255,9	9:47'27.480
5	23.732	24.201	24.813	24.805	1'37.667	257,1	9:49'05.147
6	23.530	24.837	26.955	25.217	1'40.741	257,7	9:50'45.888
		24.101	24.598	24.724	1'36.953	254,8	9:52'22.841

15/05/2026 P = Pits In/Out - C = Lap Time Cancelled

These data/results cannot be reproduced, stored and/or transmitted in whole or in part by any manner of electronic, mechanical, photocopying, recording, broadcasting or otherwise now known or herein after developed without the previous express consent by the copyright owner, except for reproduction in daily press and regular printed publications on sale to the public within 60 days of the event related to those data/results and always provided that copyright symbol appears together as follows below.

© DORNA WSBK ORGANIZATION Srl 2026



Autodrom Most 4.212 m

Czech Round, 15-17 May 2026
Chronological Analysis Free Practice

7	23.558	24.147	24.681	24.710	1'37.096	256,5	9:53'59.937
8	23.551	26.276	29.059	42.420	2'01.306CP	255,9	9:56'01.243
9	3'53.147	24.828	25.004	25.224	5'08.203P		10:01'09.446
10	23.733	24.210	29.728	24.883	1'42.554	251,3	10:02'52.000
11	23.513	24.124	24.693	24.694	1'37.024	255,3	10:04'29.024
12	23.677	24.010	24.691	24.775	1'37.153	254,8	10:06'06.177
13	23.496	24.232	25.706	24.912	1'38.346	259,0	10:07'44.523
14	28.726	26.222	24.930	37.702	1'57.580CP	253,0	10:09'42.103
15	3'39.877	24.436	24.656	24.523	4'53.492P		10:14'35.595
16	23.532	23.888	24.468	24.643	1'36.531	253,6	10:16'12.126
17	23.449	23.856	24.378	24.509	1'36.192	255,3	10:17'48.318
18	23.348	23.939	24.733	24.727	1'36.747	255,3	10:19'25.065
19	24.371	26.031	24.525	24.584	1'39.511C	255,9	10:21'04.576
20	23.454	23.950	24.572	24.500	1'36.476	257,1	10:22'41.052
21	23.958	24.851	24.977	24.569	1'38.355	253,6	10:24'19.407

26°		19 A. KOFLER [1'36.564]						
Lap	Seg1	Seg2	Seg3	Seg4	Lap Time	km/h	Local Time	
1	25.379	26.412	26.784	25.998	1'44.573	253,6	9:44'01.592	
2	24.761	25.772	26.209	25.746	1'42.488	252,4	9:45'44.080	
3	26.706	27.510	25.736	25.463	1'45.415	250,1	9:47'29.495	
4	24.668	24.779	25.671	25.137	1'40.255	250,1	9:49'09.750	
5	24.188	24.583	25.379	24.961	1'39.111	250,7	9:50'48.861	
6	26.943	27.767	25.281	25.055	1'45.046C	250,7	9:52'33.907	
7	24.167	24.270	25.133	24.857	1'38.427	250,7	9:54'12.334	
8	24.177	26.180	27.158	41.461	1'58.976CP	250,1	9:56'11.310	
9	3'04.184	25.431	25.311	24.951	4'19.877P		10:00'31.187	
10	23.843	24.134	24.871	24.761	1'37.609	250,1	10:02'08.796	
11	23.748	26.866	25.607	39.526	1'55.747P	251,3	10:04'04.543	
12	5'15.112	29.436	25.950	24.655	6'35.153P		10:10'39.696	
13	23.680	23.928	24.465	24.491	1'36.564	253,0	10:12'16.260	
14	24.900	26.715	25.402	24.890	1'41.907C	251,8	10:13'58.167	
15	23.798	24.007	24.666	25.319	1'37.790C	250,7	10:15'35.957	
16	23.678	23.910	24.627	24.446	1'36.661	250,7	10:17'12.618	
17	26.892	28.911	26.695	26.635	1'49.133C	251,8	10:19'01.751	
18	23.902	24.027	24.733	24.711	1'37.373	252,4	10:20'39.124	
19	23.763	27.108	30.771	24.719	1'46.361	250,1	10:22'25.485	
20	23.749	23.998	24.537	24.599	1'36.883	252,4	10:24'02.368	

24°		77 D. AEGERTER [1'36.198]						
Lap	Seg1	Seg2	Seg3	Seg4	Lap Time	km/h	Local Time	
1	26.276	25.592	25.824	25.708	1'43.400	254,8	9:43'49.332	
2	24.360	25.102	25.764	25.380	1'40.606	253,6	9:45'29.938	
3	23.932	24.793	25.257	25.021	1'39.003	254,8	9:47'08.941	
4	23.991	24.411	25.064	24.935	1'38.401	256,5	9:48'47.342	
5	23.760	24.333	25.168	24.786	1'38.047	257,7	9:50'25.389	
6	23.834	24.210	24.795	24.783	1'37.622	256,5	9:52'03.011	
7	23.770	24.127	24.786	24.728	1'37.411	255,3	9:53'40.422	
8	23.671	24.184	26.282	38.149	1'52.286CP	255,9	9:55'32.708	
9	7'35.739	34.923	26.977	25.813	9'03.452P		10:04'36.160	
10	23.716	24.137	24.736	24.557	1'37.146	258,4	10:06'13.306	
11	23.689	24.036	24.810	24.586	1'37.121	259,0	10:07'50.427	
12	23.767	24.074	25.109	37.705	1'50.655P	257,7	10:09'41.082	
13	6'32.393	26.742	26.250	25.141	7'50.526P		10:17'31.608	
14	23.728	24.006	24.549	24.531	1'36.814	255,3	10:19'08.422	
15	23.532	23.772	24.501	24.478	1'36.283	256,5	10:20'44.705	
16	23.497	23.777	24.433	24.491	1'36.198	256,5	10:22'20.903	
17	23.458	23.827	24.536	24.514	1'36.335	257,1	10:23'57.238	

27°		10 L. TACCINI [1'36.627]						
Lap	Seg1	Seg2	Seg3	Seg4	Lap Time	km/h	Local Time	
1	25.155	26.234	27.234	26.644	1'44.400	253,0	9:42'00.102	
2	24.784	25.171	25.408	25.483	1'40.846	261,4	9:45'25.348	
3	24.094	24.347	24.880	24.878	1'38.199	260,8	9:47'03.547	
4	23.739	24.306	24.986	24.891	1'37.922	262,1	9:48'41.469	
5	24.939	25.271	25.590	38.615	1'54.415CP	259,0	9:50'35.884	
6	10'13.170	24.764	25.004	24.903	11'27.841P		10:02'03.725	
7	23.650	24.204	24.687	24.710	1'37.251	254,2	10:03'40.976	
8	23.567	24.056	24.576	24.726	1'36.925	259,0	10:05'17.901	
9	23.612	24.125	24.701	24.745	1'37.183	257,7	10:06'55.084	
10	26.187	25.268	25.145	39.179	1'55.779CP	256,5	10:08'50.863	
11	5'26.874	24.858	25.331	24.900	6'41.963CP		10:15'32.826	
12	23.758	24.165	24.535	24.627	1'37.085	255,3	10:17'09.911	
13	23.437	24.033	24.477	24.680	1'36.627	258,4	10:18'46.538	
14	23.517	24.023	24.558	24.691	1'36.789	258,4	10:20'23.327	
15	23.466	24.083	24.614	24.647	1'36.810C	258,4	10:22'00.137	
16	23.578	24.143	24.604	24.729	1'37.054	258,4	10:23'37.191	

25°		31 Y. OKAMOTO [1'36.372]						
Lap	Seg1	Seg2	Seg3	Seg4	Lap Time	km/h	Local Time	
1	26.187	27.813	28.718	27.613	1'46.707	249,0	9:44'02.394	
2	25.044	25.473	25.749	25.623	1'41.889	251,8	9:45'44.283	
3	24.916	25.042	25.358	25.075	1'40.391	258,4	9:47'24.674	
4	24.303	25.417	25.193	24.937	1'39.850	255,9	9:49'04.524	
5	24.234	24.820	24.976	24.783	1'38.813	257,1	9:50'43.337	
6	24.146	24.438	24.701	24.689	1'37.974	257,1	9:52'21.311	
7	23.917	24.455	24.667	24.736	1'37.775	254,8	9:53'59.086	
8	24.192	27.517	28.453	42.300	2'02.462CP	254,2	9:56'01.548	
9	7'08.613	25.857	25.017	24.776	8'24.263P		10:04'25.811	
10	23.938	24.979	24.465	24.406	1'37.788	251,3	10:06'03.599	
11	27.863	24.909	25.132	24.645	1'42.549C	253,6	10:07'46.148	
12	23.821	24.374	24.551	24.488	1'37.234	259,0	10:09'23.382	
13	24.038	24.175	24.552	24.333	1'37.098	253,0	10:11'00.480	
14	23.870	24.902	26.253	26.587	1'41.612	253,0	10:12'42.092	
15	23.834	24.006	25.608	24.339	1'37.787	253,6	10:14'19.879	
16	23.771	24.070	24.593	24.415	1'36.849C	250,7	10:15'56.728	
17	28.021	30.899	24.826	25.048	1'48.794C	251,8	10:17'45.522	
18	23.582	24.050	24.383	24.357	1'36.372	256,5	10:19'21.894	
19	23.942	24.344	24.613	24.628	1'37.527	254,2	10:20'59.421	
20	23.896	23.947	24.238	24.532	1'36.613	252,4	10:22'36.034	
21	23.664	24.076	24.262	24.474	1'36.476	258,4	10:24'12.510	

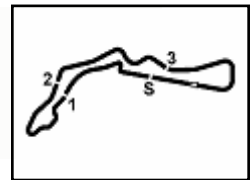
28°		24 M. RAMIREZ [1'37.537]						
Lap	Seg1	Seg2	Seg3	Seg4	Lap Time	km/h	Local Time	
1	25.867	30.143	29.841	27.886	1'46.901	243,5	9:42'23.330	
2	25.440	27.342	27.120	26.572	1'44.783	246,7	9:45'55.014	
3	24.925	25.448	25.865	25.225	1'41.463	254,2	9:47'36.477	
4	24.611	25.089	25.555	25.227	1'40.482	256,5	9:49'16.959	
5	24.416	25.237	25.284	24.995	1'39.932	255,9	9:50'56.891	
6	24.162	24.769	25.035	24.837	1'38.803	254,8	9:52'35.694	
7	30.217	25.408	26.243	25.127	1'46.995C	254,8	9:54'22.689	
8	26.790	26.703	26.838	41.262	2'01.593CP	253,6	9:56'24.282	
9	4'14.827	28.283	27.203	40.250	5'50.563P		10:02'14.845	
10	2'27.049	25.835	25.891	25.219	3'43.994P		10:05'58.839	
11	24.349	24.671	25.172	24.557	1'38.749	253,6	10:07'37.588	
12	23.911	24.180	24.736	24.710	1'37.537	254,8	10:09'15.125	
13	23.860	26.886	24.852	24.580	1'40.178	255,3	10:10'55.303	
14	23.720	25.419	24.637	24.599	1'38.375	256,5	10:12'33.678	
15	23.939	25.552	26.190	40.540	1'56.221P	254,2	10:14'29.899	
16	2'10.436	25.176	25.128	24.821	3'25.561P		10:17'55.460	
17	23.857	24.345	24.842			255,3		

15/05/2026 P = Pits In/Out - C = Lap Time Cancelled

These data/results cannot be reproduced, stored and/or transmitted in whole or in part by any manner of electronic, mechanical, photocopying, recording, broadcasting or otherwise now known or herein after developed without the previous express consent by the copyright owner, except for reproduction in daily press and regular printed publications on sale to the public within 60 days of the event related to those data/results and always provided that copyright symbol appears together as follows below.

© DORNA WSBK ORGANIZATION Srl 2026





Czech Round, 15-17 May 2026
Chronological Analysis Free Practice

29° 54 R. ROSSI [1'37.667]							
Lap	Seg1	Seg2	Seg3	Seg4	Lap Time	km/h	Local Time
1	25.871	26.033	26.844	26.442	1'45.190	249,0	9:44'10.726
2	25.317	25.817	26.371	26.088	1'43.593	251,3	9:45'54.319
3	24.623	25.288	25.871	25.876	1'41.658	251,8	9:47'35.977
4	24.404	24.987	27.116	26.065	1'42.572	254,8	9:49'18.549
5	24.054	24.759	25.245	25.096	1'39.154	255,3	9:50'57.703
6	24.267	24.751	25.144	25.045	1'39.207	253,6	9:52'36.910
7	24.063	24.643	25.405	25.158	1'39.269	254,2	9:54'16.179
8	24.963	26.609	27.621	42.667	2'01.860CP	256,5	9:56'18.039
9	5'44.975	28.562	26.968	26.865	7'07.370P		10:03'25.409
10	24.085	24.752	25.442	25.220	1'39.499	254,8	10:05'04.908
11	24.093	24.474	25.072	24.860	1'38.499	253,0	10:06'43.407
12	23.936	24.368	24.920	24.838	1'38.062	253,0	10:08'21.469
13	23.734	24.279	26.882	27.405	1'42.300	253,6	10:10'03.769
14	23.848	24.298	24.989	24.900	1'38.035	252,4	10:11'41.804
15	23.852	24.336	24.997	24.842	1'38.027	252,4	10:13'19.831
16	29.004	26.923	28.084	26.927	1'50.938	252,4	10:15'10.769
17	24.112	24.443	25.075	24.720	1'38.350	257,7	10:16'49.119
18	23.777	24.460	25.145	24.859	1'38.241	255,3	10:18'27.360
19	23.942	24.273	24.917	24.535	1'37.667	254,2	10:20'05.027
20	31.792	25.202	26.773	25.649	1'49.416C	257,7	10:21'54.443
21	23.874	24.360	24.831	27.180	1'40.245	260,2	10:23'34.688

14	24.040	24.356	24.838	24.619	1'37.853	253,6	10:18'33.410
15	24.039	24.368	24.922	24.669	1'37.998	254,2	10:20'11.408
16	24.180	24.220	24.999	24.759	1'38.158	254,8	10:21'49.566
17	23.906	24.557	25.740	29.910	1'44.113	253,0	10:23'33.679

30° 88 A. GIOMBINI [1'37.764]							
Lap	Seg1	Seg2	Seg3	Seg4	Lap Time	km/h	Local Time
1	1'44.613	27.625	27.800	40.651			9:42'43.961
2	25.186	28.019	27.780	27.231	3'07.643P		9:45'51.604
3	24.454	25.924	25.935	25.395	1'42.440	250,7	9:47'34.044
4	23.810	24.616	24.930	24.698	1'38.054	257,7	9:49'13.832
5	24.879	27.471	25.132	24.809	1'42.291C	254,2	9:52'34.177
6	24.364	26.288	27.749	40.255	1'58.656CP	259,6	9:54'32.833
7	5'45.115	25.715	25.493	25.120	7'01.443P		10:01'34.276
8	24.066	24.728	25.120	24.837	1'38.751	252,4	10:03'13.027
9	23.822	24.434	24.863	24.645	1'37.764	254,8	10:04'50.791
10	27.349	24.993	25.101	24.877	1'42.320C	257,1	10:06'33.111
11	28.933	25.657	26.031	39.995	2'00.616CP	253,6	10:08'33.727
12	5'13.474	25.848	25.572	24.979	6'29.873P		10:15'03.600
13	23.742	24.505	25.241	24.743	1'38.231	250,7	10:16'41.831
14	23.738	24.401	25.027	24.812	1'37.978	254,8	10:18'19.809
15	23.723	24.394	25.044	24.833	1'37.994	253,6	10:19'57.803
16	29.108	27.341	24.957	24.906	1'46.312C	254,8	10:21'44.115
17	23.766	55.596	30.983	30.960	2'21.305	257,7	10:24'05.420

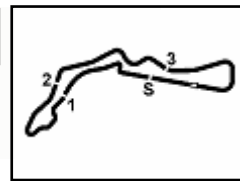
32° 73 J. CRETARO [1'38.352]							
Lap	Seg1	Seg2	Seg3	Seg4	Lap Time	km/h	Local Time
1	42.438	28.505	29.268	27.260	2'07.471P		9:40'55.473
2	27.322	26.670	27.538	25.954	1'47.484	249,0	9:44'50.428
3	25.532	25.676	26.308	25.869	1'43.385	251,3	9:46'33.813
4	25.138	25.364	25.859	25.572	1'41.933	251,3	9:48'15.746
5	24.579	24.960	25.656	25.397	1'40.592	252,4	9:49'56.338
6	24.339	24.841	25.458	25.184	1'39.822	253,0	9:51'36.160
7	24.442	24.696	25.509	25.231	1'39.878	253,0	9:53'16.038
8	26.871	25.138	25.896	39.498	1'57.403CP	251,8	9:55'13.441
9	5'46.771	25.913	26.319	25.563	7'04.566P		10:02'18.007
10	24.353	24.749	25.615	25.126	1'39.843	251,8	10:03'57.850
11	24.214	24.588	25.346	24.960	1'39.108	252,4	10:05'36.958
12	24.176	24.334	25.508	25.097	1'39.115	253,6	10:07'16.073
13	24.181	24.428	25.413	38.754	1'52.776P	253,0	10:09'08.849
14	6'10.286	25.693	25.916	25.266	7'27.161P		10:16'36.010
15	24.177	24.543	25.255	25.051	1'39.026	251,8	10:18'15.036
16	24.033	24.342	25.187	24.866	1'38.428	253,0	10:19'53.464
17	30.119	25.647	26.186	25.289	1'47.241C	254,2	10:21'40.705
18	24.076	24.213	25.175	24.888	1'38.352	253,0	10:23'19.057
19	24.173	24.288	25.213	25.004	1'38.678	252,4	10:24'57.735

31° 22 A. CARRASCO [1'37.853]							
Lap	Seg1	Seg2	Seg3	Seg4	Lap Time	km/h	Local Time
1	26.824	27.401	28.425	27.005	1'49.655	245,6	9:43'58.520
2	25.894	26.825	26.748	26.115	1'45.582	249,5	9:45'44.102
3	25.791	25.540	25.985	25.423	1'42.739	248,4	9:47'26.841
4	24.453	25.234	25.609	38.660	1'53.956P	252,4	9:49'20.797
5	5'05.937	26.483	27.847	43.082	6'43.349CP		9:56'04.146
6	2'34.631	26.095	26.131	25.711	3'52.568P		9:59'56.714
7	24.604	25.063	25.441	25.229	1'40.337	247,3	10:01'37.051
8	24.288	24.947	25.291	25.089	1'39.615	250,7	10:03'16.666
9	24.247	24.775	25.185	25.027	1'39.234	249,0	10:04'55.900
10	24.744	24.748	25.228	24.928	1'39.648	251,8	10:06'35.548
11	24.332	24.759	25.262	38.414	1'52.767P	251,8	10:08'28.315
12	5'32.066	26.964	25.607	24.702	6'49.339P		10:15'17.654
13	24.122	24.353	24.903	24.525	1'37.903	251,8	10:16'55.557

15/05/2026 P = Pits In/Out - C = Lap Time Cancelled

These data/results cannot be reproduced, stored and/or transmitted in whole or in part by any manner of electronic, mechanical, photocopying, recording, broadcasting or otherwise now known or herein after developed without the previous express consent by the copyright owner, except for reproduction in daily press and regular printed publications on sale to the public within 60 days of the event related to those data/results and always provided that copyright symbol appears together as follows below.

© DORNA WSBK ORGANIZATION Srl 2026



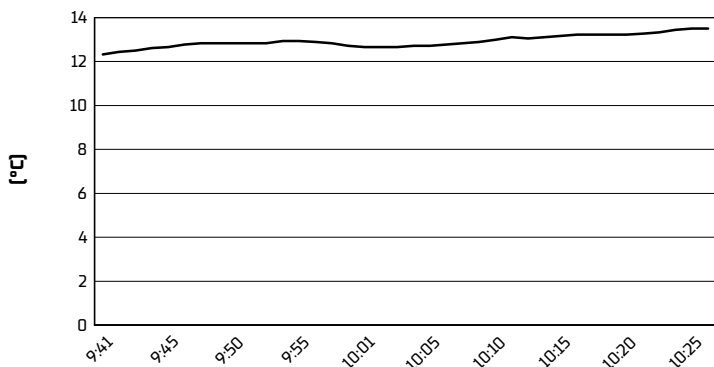
Autodrom Most 4.212 m

Czech Round, 15-17 May 2026

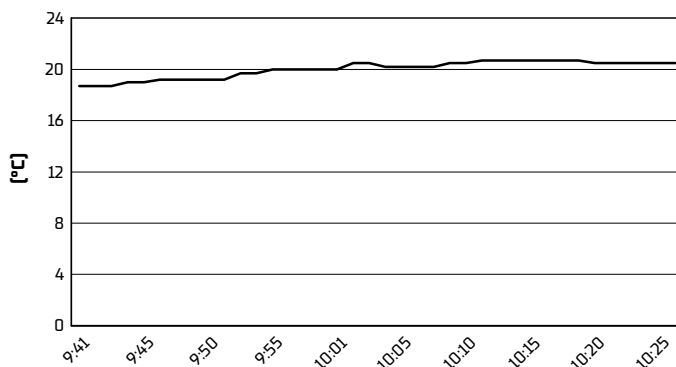
Weather Report Free Practice

Session started 09:40 - Session ended 10:26

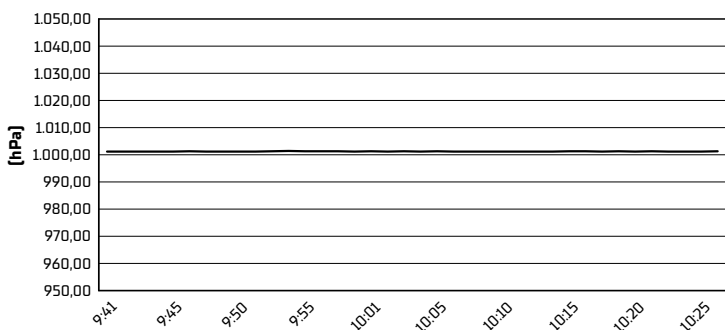
Air Temperature



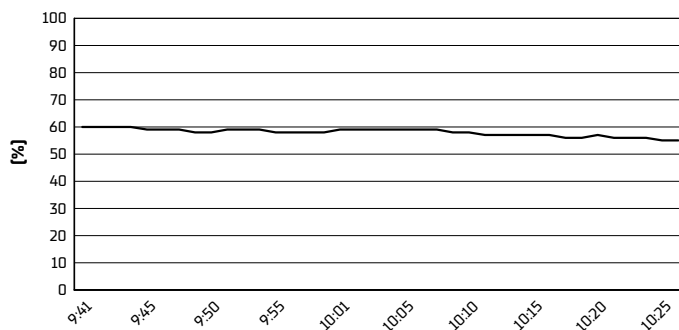
Track Temperature



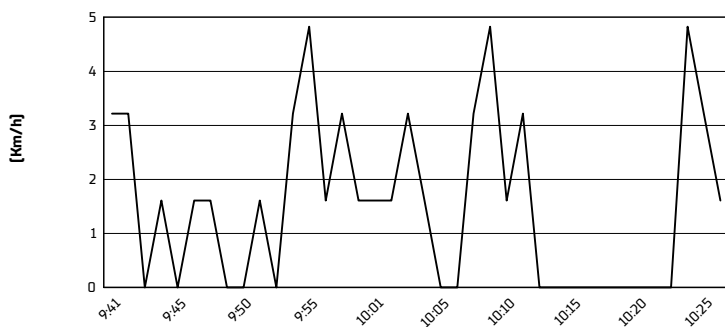
Air Pressure



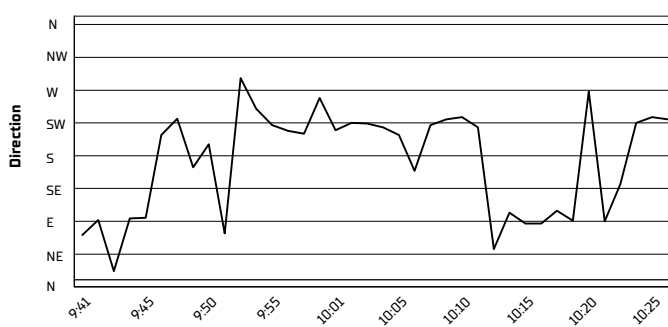
Humidity



Wind Speed



Wind Direction



15/05/2026
These data/results cannot be reproduced, stored and/or transmitted in whole or in part by any manner of electronic, mechanical, photocopying, recording, broadcasting or otherwise now known or herein after developed without the previous express consent by the copyright owner, except for reproduction in daily press and regular printed publications on sale to the public within 60 days of the event related to those data/results and always provided that copyright symbol appears together as follows below.
© DORNA WSBK ORGANIZATION Srl 2026