

Czech Round, 15-17 May 2026
Results Tissot Superpole

Autodrom Most 4.212 m

1 / 4

No.	Rider	Nat	Team	Bike	Class	Time	Gap	Rel.	Laps	Speed	
										Avg	Max
1	61 C. ONCU	TUR	Pata Yamaha Ten Kate Racing	Yamaha YZF-R9		1'33.802			20	161,651	263,9
2	94 L. MAHIAS	FRA	GMT94 Yamaha	Yamaha YZF-R9		1'33.852	0.050	0.050	16	161,565	255,3
3	53 V. DEBISE	FRA	EASTROC ZXMTOTO Evan Bros Factory	ZXMTOTO 820RR		1'33.884	0.082	0.032	18	161,510	260,2
4	75 A. ARENAS	ESP	AS BLU CRU Racing Team	Yamaha YZF-R9		1'33.897	0.095	0.013	17	161,488	263,9
5	32 O. BAYLISS	AUS	PTR Triumph Factory Racing	Triumph Street Triple 765 RS		1'33.991	0.189	0.094	17	161,326	262,7
6	37 R. GARCIA	ESP	GMT94 Yamaha	Yamaha YZF-R9		1'34.125	0.323	0.134	19	161,096	255,9
7	69 T. BOOTH-AMOS	GBR	PTR Triumph Factory Racing	Triumph Street Triple 765 RS		1'34.198	0.396	0.073	17	160,972	258,4
8	57 A. MAHENDRA	INA	AS BLU CRU Racing Team	Yamaha YZF-R9		1'34.215	0.413	0.017	16	160,943	260,2
9	43 S. JESPERSEN	DEN	EAB Racing Team	Ducati Panigale V2		1'34.265	0.463	0.050	19	160,857	263,9
10	64 F. CARICASULO	ITA	EASTROC ZXMTOTO Evan Bros Factory	ZXMTOTO 820RR		1'34.294	0.492	0.029	18	160,808	259,6
11	52 J. ALCOBA	ESP	Kawasaki WorldSSP Team	Kawasaki ZX-6R 636		1'34.341	0.539	0.047	15	160,728	260,2
12	5 J. MASIA	ESP	Orelac Racing Verdnavtura	Ducati Panigale V2		1'34.510	0.708	0.169	18	160,440	261,4
13	11 M. FERRARI	ITA	WRP Racing	Ducati Panigale V2		1'34.605	0.803	0.095	20	160,279	263,9
14	50 O. VOSTATEK	CZE	Compos Racing Team	Triumph Street Triple 765 RS		1'34.657	0.855	0.052	19	160,191	256,5
15	7 F. FARIOLI	ITA	VFT Racing Yamaha	Yamaha YZF-R9		1'34.675	0.873	0.018	19	160,161	257,1
16	65 P. OETTL	GER	Feel Racing WorldSSP Team	Ducati Panigale V2		1'34.722	0.920	0.047	14	160,081	260,2
17	3 R. DE ROSA	ITA	QJMOTOR Factory Racing	QJMOTOR SRK 800 RS	*	1'34.736	0.934	0.014	19	160,057	257,7
18	19 A. KOFLER	AUT	Motorsport Kofler	Yamaha YZF-R9	*	1'34.765	0.963	0.029	16	160,008	257,1
19	16 A. ZACCONE	ITA	Ecosantagata Althea Racing Team	Ducati Panigale V2		1'34.776	0.974	0.011	17	159,990	266,5
20	77 D. AEGERTER	SUI	Kawasaki WorldSSP Team	Kawasaki ZX-6R 636		1'34.913	1.111	0.137	20	159,759	260,8
21	70 J. WHATLEY	GBR	Orelac Racing Verdnavtura	Ducati Panigale V2		1'35.190	1.388	0.277	18	159,294	259,6
22	25 O. KONIG	CZE	Compos Racing Team	Triumph Street Triple 765 RS		1'35.195	1.393	0.005	17	159,286	259,0
23	6 C. PEROLARI	FRA	Honda Racing World Supersport	Honda CBR600RR	*	1'35.435	1.633	0.240	16	158,885	257,1
24	24 M. RAMIREZ	ESP	QJMOTOR Factory Racing	QJMOTOR SRK 800 RS	*	1'35.552	1.750	0.117	14	158,691	255,9
25	10 L. TACCINI	ITA	Ecosantagata Althea Racing Team	Ducati Panigale V2		1'35.608	1.806	0.056	17	158,598	260,8
26	31 Y. OKAMOTO	JPN	Pata Yamaha Ten Kate Racing	Yamaha YZF-R9		1'35.649	1.847	0.041	20	158,530	256,5
27	91 B. JIMENEZ	ESP	WRP Racing	Ducati Panigale V2		1'35.831	2.029	0.182	17	158,229	257,7
28	20 X. CARDELUS	AND	Cerba Yamaha Racing Team	Yamaha YZF-R9		1'35.892	2.090	0.061	16	158,128	255,9
29	88 A. GIOMBINI	ITA	Motozoo by Madforce Dubai	MV Agusta F3 800 RR		1'36.096	2.294	0.204	16	157,792	259,6
30	73 J. CRETARD	ITA	Flembo by Racing Development	MV Agusta F3 800 RR		1'36.634	2.832	0.538	16	156,914	260,2
31	22 A. CARRASCO	ESP	Honda Racing World Supersport	Honda CBR600RR	*	1'36.703	2.901	0.069	18	156,802	256,5
32	54 R. ROSSI	ITA	Renzi Corse	Ducati Panigale V2		1'36.727	2.925	0.024	15	156,763	255,9
Not Qualified											
NQ	40 M. CASADEI	ITA	D34G WorldSSP Racing Team	Ducati Panigale V2					0		252,4

Qualifying Lap Time [105% of 1'33.802]: **1'38.493**

* WorldSSP Challenge

AIR	Humidity:	49%	Temp:	15°C
TRACK	Condition:	Dry	Temp:	27°C

Records	Pole	[SP]	2024 Y.Montella	1'34.126	161,090	Km/h
	Race	[RC2]	2025 J.Masia	1'34.338	160,730	Km/h
	All Times	[SP]	2024 Y.Montella	1'34.126	161,090	Km/h

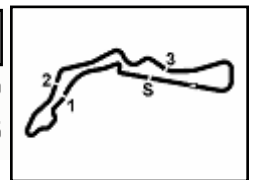
15/05/2026 Start 13:55 End 14:37

The results are provisional until the end of the time limit for protests and appeals and the completion of the technical checks.

Clerk Of The Course: **Marcel Putschke**
Publication Time: **14:41**

These data/results cannot be reproduced, stored and/or transmitted in whole or in part by any manner of electronic, mechanical, photocopying, recording, broadcasting or otherwise now known or herein after developed without the previous express consent by the copyright owner, except for reproduction in daily press and regular printed publications on sale to the public within 60 days of the event related to those data/results and always provided that copyright symbol appears together as follows below.

© DORNA WSBK ORGANIZATION Srl 2026



Czech Round, 15-17 May 2026
Results Tissot Superpole

Session Highlights

Local Time	No. Rider	Description
13.55.00		Start of Session
13.55.37	70 J. WHATLEY	#70 Current Lap Time Cancelled - Exceeded Track Limits - Turn 1
13.57.08	70 J. WHATLEY	#70 Lap Time Cancelled (First Lap) - Exceeded Track Limits - Turn 1
13.59.04		Yellow Flag Out - Turn 15
13.59.12	40 M. CASADEI	#40 Crashed - Turn 15
13.59.24		Yellow Flag Out - Turn 15
14.01.20	75 A. ARENAS	#75 Lap Time Cancelled (1'42.763) - Exceeded Track Limits - Turn 7
14.01.25	57 A. MAHENDRA	#57 On the Gravel - Rejoined - Turn 1
14.01.28	94 L. MAHIAS	#94 Current Lap Time Cancelled - Exceeded Track Limits - Turn 1
14.01.51		Yellow Flag In - Turn 15
14.01.51		Riders Under Yellow Flag at Turn 15: #54 #32 #52 #31 #43 #61 #6 #10 #77 #22 #24 #37 #65 #16 #88 #73
14.01.51		Riders Under Yellow Flag at Turn 15: #3 #69 #19 #20 #91 #5 #70 #50 #25 #7 #75 #11 #57 #53 #64 #94
14.03.01	94 L. MAHIAS	#94 Lap Time Cancelled (1'43.340) - Exceeded Track Limits - Turn 1
14.03.34	88 A. GIOMBINI	#88 Current Lap Time Cancelled - Exceeded Track Limits - Turn 1
14.03.36	19 A. KOFLER	#19 Current Lap Time Cancelled - Exceeded Track Limits - Turn 1
14.04.06	40 M. CASADEI	#40 Bike will not return until the end of the session
14.04.45	94 L. MAHIAS	#94 Current Lap Time Cancelled - Exceeded Track Limits - Turn 1
14.04.48	54 R. ROSSI	#54 Current Lap Time Cancelled - Exceeded Track Limits - Turn 1
14.05.18		Yellow Flag Out - Turn 15
14.05.20	5 J. MASIA	#5 Current Lap Time Cancelled - Exceeded Track Limits - Turn 1
14.05.21	19 A. KOFLER	#19 Lap Time Cancelled (1'54.439) - Exceeded Track Limits - Turn 1
14.05.21	70 J. WHATLEY	#70 Current Lap Time Cancelled - Exceeded Track Limits - Turn 1
14.05.22	91 B. JIMENEZ	#91 Current Lap Time Cancelled - Exceeded Track Limits - Turn 1
14.05.23		Yellow Flag In - Turn 15
14.05.28	88 A. GIOMBINI	#88 Lap Time Cancelled (2'04.141) - Exceeded Track Limits - Turn 1
14.06.30	94 L. MAHIAS	#94 Lap Time Cancelled (1'54.813) - Exceeded Track Limits - Turn 1
14.06.33	54 R. ROSSI	#54 Lap Time Cancelled (1'54.649) - Exceeded Track Limits - Turn 1
14.07.05	5 J. MASIA	#5 Lap Time Cancelled (1'56.167) - Exceeded Track Limits - Turn 1
14.07.07	70 J. WHATLEY	#70 Lap Time Cancelled (1'56.621) - Exceeded Track Limits - Turn 1
14.07.07	91 B. JIMENEZ	#91 Lap Time Cancelled (1'55.395) - Exceeded Track Limits - Turn 1
14.07.30	75 A. ARENAS	#75 Current Lap Time Cancelled - Exceeded Track Limits - Turn 1
14.07.32	57 A. MAHENDRA	#57 Current Lap Time Cancelled - Exceeded Track Limits - Turn 1
14.07.43	64 F. CARICASULO	#64 Current Lap Time Cancelled - Exceeded Track Limits - Turn 1
14.08.24	69 T. BOOTH-AMOS	#69 Current Lap Time Cancelled - Exceeded Track Limits - Turn 1
14.08.29	24 M. RAMIREZ	#24 Current Lap Time Cancelled - Exceeded Track Limits - Turn 1
14.09.15	75 A. ARENAS	#75 Lap Time Cancelled (1'54.545) - Exceeded Track Limits - Turn 1
14.09.15	57 A. MAHENDRA	#57 Lap Time Cancelled (1'51.882) - Exceeded Track Limits - Turn 1
14.09.31	64 F. CARICASULO	#64 Lap Time Cancelled (1'57.775) - Exceeded Track Limits - Turn 1
14.09.57	24 M. RAMIREZ	#24 Lap Time Cancelled (1'37.851) - Exceeded Track Limits - Turn 1
14.10.12	69 T. BOOTH-AMOS	#69 Lap Time Cancelled (1'57.461) - Exceeded Track Limits - Turn 1
14.12.01	20 X. CARDELUS	#20 Current Lap Time Cancelled - Exceeded Track Limits - Turn 1
14.12.43	70 J. WHATLEY	#70 Current Lap Time Cancelled - Exceeded Track Limits - Turn 1
14.13.13	10 L. TACCINI	#10 Current Lap Time Cancelled - Exceeded Track Limits - Turn 1
14.13.20	24 M. RAMIREZ	#24 Current Lap Time Cancelled - Exceeded Track Limits - Turn 1
14.13.28	20 X. CARDELUS	#20 Lap Time Cancelled (1'37.049) - Exceeded Track Limits - Turn 1
14.13.29		Yellow Flag Out - Turn 1
14.13.34	65 P. OETTL	#65 Crashed - Turn 1
14.13.55	65 P. OETTL	#65 Current Lap Time Cancelled - Exceeded Track Limits - Turn 1
14.13.57	65 P. OETTL	#65 Rejoined
14.14.13	70 J. WHATLEY	#70 Lap Time Cancelled (7'06.668) - Exceeded Track Limits - Turn 1
14.14.15		Yellow Flag In - Turn 1
14.14.15		Riders Under Yellow Flag at Turn 1: #20 #32 #19 #54 #88 #3 #11 #94 #53 #37 #75 #7 #6 #77 #16 #64 #50 #25 #91
14.14.37	61 C. ONCU	#61 Current Lap Time Cancelled - Exceeded Track Limits - Turn 1
14.14.51	24 M. RAMIREZ	#24 Lap Time Cancelled (1'40.367) - Exceeded Track Limits - Turn 1

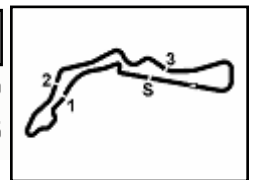
15/05/2026 Start 13:55 End 14:37

The results are provisional until the end of the time limit for protests and appeals and the completion of the technical checks.

Clerk Of The Course: **Marcel Putsche**
Publication Time: **14:41**

These data/results cannot be reproduced, stored and/or transmitted in whole or in part by any manner of electronic, mechanical, photocopying, recording, broadcasting or otherwise now known or herein after developed without the previous express consent by the copyright owner, except for reproduction in daily press and regular printed publications on sale to the public within 60 days of the event related to those data/results and always provided that copyright symbol appears together as follows below.

© DORNA WSBK ORGANIZATION Srl 2026



Czech Round, 15-17 May 2026
Results Tissot Superpole

14.14.54	10 L. TACCINI	#10 Lap Time Cancelled [9'47.930] - Exceeded Track Limits - Turn 1
14.15.01	24 M. RAMIREZ	#24 Current Lap Time Cancelled - Exceeded Track Limits - Turn 1
14.15.30	54 R. ROSSI	#54 Current Lap Time Cancelled - Exceeded Track Limits - Turn 1
14.15.35	10 L. TACCINI	#10 On the Gravel - Rejoined - Turn 7
14.15.48	65 P. OETTL	#65 Lap Time Cancelled [2'31.375] - Exceeded Track Limits - Turn 1
14.16.09	88 A. GIOMBINI	#88 On the Gravel - Rejoined - Turn 7
14.16.20	61 C. ONCU	#61 Lap Time Cancelled [1'52.386] - Exceeded Track Limits - Turn 1
14.16.49	24 M. RAMIREZ	#24 Lap Time Cancelled [1'58.183] - Exceeded Track Limits - Turn 1
14.17.03	54 R. ROSSI	#54 Lap Time Cancelled [1'43.136] - Exceeded Track Limits - Turn 1
14.17.05	7 F. FARIOLI	#7 Current Lap Time Cancelled - Exceeded Track Limits - Turn 1
14.18.31	7 F. FARIOLI	#7 Lap Time Cancelled [1'36.053] - Exceeded Track Limits - Turn 1
14.18.36	20 X. CARDELUS	#20 Current Lap Time Cancelled - Exceeded Track Limits - Turn 1
14.18.36	10 L. TACCINI	#10 Current Lap Time Cancelled - Exceeded Track Limits - Turn 1
14.20.06	10 L. TACCINI	#10 Lap Time Cancelled [1'40.509] - Exceeded Track Limits - Turn 1
14.20.19	94 L. MAHIAS	#94 Current Lap Time Cancelled - Exceeded Track Limits - Turn 1
14.20.21	6 C. PEROLARI	#6 Current Lap Time Cancelled - Exceeded Track Limits - Turn 1
14.20.26	20 X. CARDELUS	#20 Lap Time Cancelled [1'59.616] - Exceeded Track Limits - Turn 1
14.20.27	54 R. ROSSI	#54 Current Lap Time Cancelled - Exceeded Track Limits - Turn 1
14.20.40	50 O. VOSTATEK	#50 Current Lap Time Cancelled - Exceeded Track Limits - Turn 1
14.20.46	70 J. WHATLEY	#70 Current Lap Time Cancelled - Exceeded Track Limits - Turn 1
14.21.50	32 O. BAYLISS	#32 Current Lap Time Cancelled - Exceeded Track Limits - Turn 1
14.21.52	10 L. TACCINI	#10 Current Lap Time Cancelled - Exceeded Track Limits - Turn 1
14.21.53	3 R. DE ROSA	#3 Current Lap Time Cancelled - Exceeded Track Limits - Turn 1
14.22.02	94 L. MAHIAS	#94 Lap Time Cancelled [1'53.023] - Exceeded Track Limits - Turn 1
14.22.10	69 T. BOOTH-AMOS	#69 Current Lap Time Cancelled - Exceeded Track Limits - Turn 1
14.22.12	6 C. PEROLARI	#6 Lap Time Cancelled [2'00.761] - Exceeded Track Limits - Turn 1
14.22.14	54 R. ROSSI	#54 Lap Time Cancelled [1'56.769] - Exceeded Track Limits - Turn 1
14.22.16	70 J. WHATLEY	#70 Lap Time Cancelled [1'39.081] - Exceeded Track Limits - Turn 1
14.22.19	88 A. GIOMBINI	#88 Current Lap Time Cancelled - Exceeded Track Limits - Turn 1
14.22.21	50 O. VOSTATEK	#50 Lap Time Cancelled [1'50.071] - Exceeded Track Limits - Turn 1
14.22.25	5 J. MASIA	#5 Current Lap Time Cancelled - Exceeded Track Limits - Turn 1
14.22.26	70 J. WHATLEY	#70 Current Lap Time Cancelled - Exceeded Track Limits - Turn 1
14.23.30	32 O. BAYLISS	#32 Lap Time Cancelled [1'50.318] - Exceeded Track Limits - Turn 1
14.23.33	10 L. TACCINI	#10 Lap Time Cancelled [1'50.050] - Exceeded Track Limits - Turn 1
14.23.39	69 T. BOOTH-AMOS	#69 Lap Time Cancelled [1'38.191] - Exceeded Track Limits - Turn 1
14.23.43	3 R. DE ROSA	#3 Lap Time Cancelled [1'59.570] - Exceeded Track Limits - Turn 1
14.23.48	69 T. BOOTH-AMOS	#69 Current Lap Time Cancelled - Exceeded Track Limits - Turn 1
14.24.05	88 A. GIOMBINI	#88 Lap Time Cancelled [1'55.109] - Exceeded Track Limits - Turn 1
14.24.09	5 J. MASIA	#5 Lap Time Cancelled [1'54.058] - Exceeded Track Limits - Turn 1
14.24.10	70 J. WHATLEY	#70 Lap Time Cancelled [1'54.554] - Exceeded Track Limits - Turn 1
14.24.18	24 M. RAMIREZ	#24 Current Lap Time Cancelled - Exceeded Track Limits - Turn 1
14.24.18	7 F. FARIOLI	#7 Current Lap Time Cancelled - Exceeded Track Limits - Turn 1
14.25.13	64 F. CARICASULO	#64 Current Lap Time Cancelled - Exceeded Track Limits - Turn 1
14.25.32	69 T. BOOTH-AMOS	#69 Lap Time Cancelled [1'53.104] - Exceeded Track Limits - Turn 1
14.25.49	7 F. FARIOLI	#7 Lap Time Cancelled [3'45.253] - Exceeded Track Limits - Turn 1
14.25.50	24 M. RAMIREZ	#24 Lap Time Cancelled [9'00.629] - Exceeded Track Limits - Turn 1
14.26.26	61 C. ONCU	#61 On the Gravel - Turn 20
14.26.40	61 C. ONCU	#61 Rejoined
14.26.53	91 B. JIMENEZ	#91 Current Lap Time Cancelled - Exceeded Track Limits - Turn 1
14.27.00	64 F. CARICASULO	#64 Lap Time Cancelled [1'56.275] - Exceeded Track Limits - Turn 1
14.27.10		WHITE FLAG
14.27.18		DROPS of RAIN in Sector(s): 4
14.28.02		Yellow Flag Out - Turn 10-11
14.28.09	24 M. RAMIREZ	#24 Crashed - Turn 10
14.28.14		Yellow Flag Out - Turn 10-11
14.28.19	91 B. JIMENEZ	#91 Lap Time Cancelled [1'36.322] - Exceeded Track Limits - Turn 1
14.28.24		Yellow Flag In - Turn 10-11
14.28.24		Riders Under Yellow Flag at Turn 10-11: #24 #16 #10
14.28.32	70 J. WHATLEY	#70 Current Lap Time Cancelled - Exceeded Track Limits - Turn 1
14.28.34		Double Yellow Flag Out - Turn 2
14.28.34		Yellow Flag Out - Turn 2

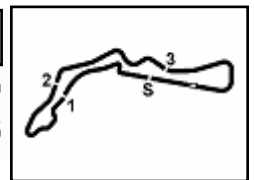
15/05/2026 Start 13:55 End 14:37

The results are provisional until the end of the time limit for protests and appeals and the completion of the technical checks.

Clerk Of The Course: **Marcel Putsche**
Publication Time: **14:41**

These data/results cannot be reproduced, stored and/or transmitted in whole or in part by any manner of electronic, mechanical, photocopying, recording, broadcasting or otherwise now known or herein after developed without the previous express consent by the copyright owner, except for reproduction in daily press and regular printed publications on sale to the public within 60 days of the event related to those data/results and always provided that copyright symbol appears together as follows below.

© DORNA WSBK ORGANIZATION Srl 2026



Czech Round, 15-17 May 2026
Results Tissot Superpole

14.28.37	65 P. OETTL	#65 Current Lap Time Cancelled - Exceeded Track Limits - Turn 1
14.28.38		Yellow Flag Out - Turn 2
14.28.42	20 X. CARDELUS	#20 Crashed - Turn 2
14.29.19		Yellow Flag In - Turn 2
14.29.19		Riders Under Yellow Flag at Turn 2: #54 #88 #70 #65 #61 #50 #94 #25 #6 #37 #3 #69 #7 #73
14.29.38	20 X. CARDELUS	#20 Rejoined
14.31.33	32 O. BAYLISS	#32 Current Lap Time Cancelled - Exceeded Track Limits - Turn 1
14.31.34	19 A. KOFLER	#19 Current Lap Time Cancelled - Exceeded Track Limits - Turn 1
14.31.35	31 Y. OKAMOTO	#31 Current Lap Time Cancelled - Exceeded Track Limits - Turn 1
14.31.36	11 M. FERRARI	#11 Current Lap Time Cancelled - Exceeded Track Limits - Turn 1
14.31.37	75 A. ARENAS	#75 Current Lap Time Cancelled - Exceeded Track Limits - Turn 1
14.31.44	22 A. CARRASCO	#22 Current Lap Time Cancelled - Exceeded Track Limits - Turn 1
14.32.12	94 L. MAHIAS	#94 Current Lap Time Cancelled - Exceeded Track Limits - Turn 1
14.32.45	20 X. CARDELUS	#20 Current Lap Time Cancelled - Exceeded Track Limits - Turn 1
14.33.03	32 O. BAYLISS	#32 Lap Time Cancelled [1'40.181] - Exceeded Track Limits - Turn 1
14.33.13	43 S. JESPERSEN	#43 Current Lap Time Cancelled - Exceeded Track Limits - Turn 1
14.33.14	31 Y. OKAMOTO	#31 Lap Time Cancelled [1'48.834] - Exceeded Track Limits - Turn 1
14.33.15	22 A. CARRASCO	#22 Lap Time Cancelled [1'41.909] - Exceeded Track Limits - Turn 1
14.33.15	75 A. ARENAS	#75 Lap Time Cancelled [1'49.042] - Exceeded Track Limits - Turn 1
14.33.17	19 A. KOFLER	#19 Lap Time Cancelled [1'53.231] - Exceeded Track Limits - Turn 1
14.33.18	11 M. FERRARI	#11 Lap Time Cancelled [1'51.738] - Exceeded Track Limits - Turn 1
14.33.25	75 A. ARENAS	#75 Current Lap Time Cancelled - Exceeded Track Limits - Turn 1
14.33.26	91 B. JIMENEZ	#91 Current Lap Time Cancelled - Exceeded Track Limits - Turn 1
14.33.28	5 J. MASIA	#5 Current Lap Time Cancelled - Exceeded Track Limits - Turn 1
14.33.29	57 A. MAHENDRA	#57 Current Lap Time Cancelled - Exceeded Track Limits - Turn 1
14.33.45	94 L. MAHIAS	#94 Lap Time Cancelled [1'43.547] - Exceeded Track Limits - Turn 1
14.33.53	3 R. DE ROSA	#3 Current Lap Time Cancelled - Exceeded Track Limits - Turn 1
14.34.13	20 X. CARDELUS	#20 Lap Time Cancelled [2'17.650] - Exceeded Track Limits - Turn 1
14.34.19	10 L. TACCINI	#10 Current Lap Time Cancelled - Exceeded Track Limits - Turn 1
14.34.47	32 O. BAYLISS	#32 Current Lap Time Cancelled - Exceeded Track Limits - Turn 1
14.34.55	43 S. JESPERSEN	#43 Lap Time Cancelled [1'52.077] - Exceeded Track Limits - Turn 1
14.34.56	75 A. ARENAS	#75 Lap Time Cancelled [1'40.923] - Exceeded Track Limits - Turn 1
14.34.57	91 B. JIMENEZ	#91 Lap Time Cancelled [1'41.760] - Exceeded Track Limits - Turn 1
14.34.58	5 J. MASIA	#5 Lap Time Cancelled [1'40.982] - Exceeded Track Limits - Turn 1
14.34.58	57 A. MAHENDRA	#57 Lap Time Cancelled [1'39.286] - Exceeded Track Limits - Turn 1
14.35.34	3 R. DE ROSA	#3 Lap Time Cancelled [1'50.492] - Exceeded Track Limits - Turn 1
14.35.48	10 L. TACCINI	#10 Lap Time Cancelled [1'38.155] - Exceeded Track Limits - Turn 1
14.36.09	43 S. JESPERSEN	#43 Stopped with Technical Problem - Turn 10
14.37.20		Results Confirmed
14.37.46		End of Session

Fastest Laps Sequence

No.	Rider	Nat	Team	Bike	Local Time	Time	Gap	Avg
32	O. BAYLISS	AUS	PTR Triumph Factory Racing	Triumph Street Triple 765 RS	13:58'17.415	1'35.242		159,207
61	C. ONCU	TUR	Pata Yamaha Ten Kate Racing	Yamaha YZF-R9	13:58'17.619	1'34.336	-0.906	160,736
61	C. ONCU	TUR	Pata Yamaha Ten Kate Racing	Yamaha YZF-R9	14:03'11.890	1'33.891	-0.445	161,498
61	C. ONCU	TUR	Pata Yamaha Ten Kate Racing	Yamaha YZF-R9	14:23'13.170	1'33.802	-0.089	161,651

15/05/2026 Start 13:55 End 14:37

The results are provisional until the end of the time limit for protests and appeals and the completion of the technical checks.

Clerk Of The Course: **Marcel Putsche**
Publication Time: **14:41**

These data/results cannot be reproduced, stored and/or transmitted in whole or in part by any manner of electronic, mechanical, photocopying, recording, broadcasting or otherwise now known or herein after developed without the previous express consent by the copyright owner, except for reproduction in daily press and regular printed publications on sale to the public within 60 days of the event related to those data/results and always provided that copyright symbol appears together as follows below.

© DORNA WSBK ORGANIZATION Srl 2026

Czech Round, 15-17 May 2026
Best Sectors & Speed Tissot Superpole

BEST LAP		
1	61 C. ONCU	Yamaha YZF-R9 1'33.802
2	94 L. MAHIAS	Yamaha YZF-R9 1'33.852
3	53 V. DEBISE	ZXMOTO 820RR 1'33.884
4	75 A. ARENAS	Yamaha YZF-R9 1'33.897
5	32 D. BAYLISS	Triumph Street Triple 765 RS 1'33.991
6	37 R. GARCIA	Yamaha YZF-R9 1'34.125
7	69 T. BOOTH-AMOS	Triumph Street Triple 765 RS 1'34.198
8	57 A. MAHENDRA	Yamaha YZF-R9 1'34.215
9	43 S. JESPERSEN	Ducati Panigale V2 1'34.265
10	64 F. CARICASULO	ZXMOTO 820RR 1'34.294
11	52 J. ALCOBA	Kawasaki ZX-6R 636 1'34.341
12	5 J. MASIA	Ducati Panigale V2 1'34.510
13	11 M. FERRARI	Ducati Panigale V2 1'34.605
14	50 D. VOSTATEK	Triumph Street Triple 765 RS 1'34.657
15	7 F. FARIOLI	Yamaha YZF-R9 1'34.675
16	65 P. OETTL	Ducati Panigale V2 1'34.722
17	3 R. DE ROSA	QJMOTOR SRK 800 RS 1'34.736
18	19 A. KOFLER	Yamaha YZF-R9 1'34.765
19	16 A. ZACCONE	Ducati Panigale V2 1'34.776
20	77 D. AEGERTER	Kawasaki ZX-6R 636 1'34.913
21	70 J. WHATLEY	Ducati Panigale V2 1'35.190
22	25 D. KONIG	Triumph Street Triple 765 RS 1'35.195
23	6 C. PEROLARI	Honda CBR600RR 1'35.435
24	24 M. RAMIREZ	QJMOTOR SRK 800 RS 1'35.552
25	10 L. TACCINI	Ducati Panigale V2 1'35.608
26	31 Y. OKAMOTO	Yamaha YZF-R9 1'35.649
27	91 B. JIMENEZ	Ducati Panigale V2 1'35.831
28	20 X. CARDELLUS	Yamaha YZF-R9 1'35.892
29	88 A. GIOMBINI	MV Agusta F3 800 RR 1'36.096
30	73 J. CRETARO	MV Agusta F3 800 RR 1'36.634
31	22 A. CARRASCO	Honda CBR600RR 1'36.703
32	54 R. ROSSI	Ducati Panigale V2 1'36.727
33	40 M. CASADEI	Ducati Panigale V2 1'36.727

SPEED		
1	16 A. ZACCONE	Ducati Panigale V2 266,5
2	43 S. JESPERSEN	Ducati Panigale V2 263,9
3	75 A. ARENAS	Yamaha YZF-R9 263,9
4	61 C. ONCU	Yamaha YZF-R9 263,9
5	11 M. FERRARI	Ducati Panigale V2 263,9
6	32 D. BAYLISS	Triumph Street Triple 765 RS 262,7
7	5 J. MASIA	Ducati Panigale V2 261,4
8	10 L. TACCINI	Ducati Panigale V2 260,8
9	77 D. AEGERTER	Kawasaki ZX-6R 636 260,8
10	73 J. CRETARO	MV Agusta F3 800 RR 260,2
11	53 V. DEBISE	ZXMOTO 820RR 260,2
12	52 J. ALCOBA	Kawasaki ZX-6R 636 260,2
13	57 A. MAHENDRA	Yamaha YZF-R9 260,2
14	65 P. OETTL	Ducati Panigale V2 260,2
15	88 A. GIOMBINI	MV Agusta F3 800 RR 259,6
16	64 F. CARICASULO	ZXMOTO 820RR 259,6
17	70 J. WHATLEY	Ducati Panigale V2 259,6
18	25 D. KONIG	Triumph Street Triple 765 RS 259,0
19	69 T. BOOTH-AMOS	Triumph Street Triple 765 RS 258,4
20	3 R. DE ROSA	QJMOTOR SRK 800 RS 257,7
21	91 B. JIMENEZ	Ducati Panigale V2 257,7
22	19 A. KOFLER	Yamaha YZF-R9 257,1
23	7 F. FARIOLI	Yamaha YZF-R9 257,1
24	6 C. PEROLARI	Honda CBR600RR 257,1
25	22 A. CARRASCO	Honda CBR600RR 256,5
26	50 D. VOSTATEK	Triumph Street Triple 765 RS 256,5
27	31 Y. OKAMOTO	Yamaha YZF-R9 256,5
28	37 R. GARCIA	Yamaha YZF-R9 255,9
29	20 X. CARDELLUS	Yamaha YZF-R9 255,9
30	24 M. RAMIREZ	QJMOTOR SRK 800 RS 255,9
31	54 R. ROSSI	Ducati Panigale V2 255,9
32	94 L. MAHIAS	Yamaha YZF-R9 255,3
33	40 M. CASADEI	Ducati Panigale V2 252,4

SEG. 1	
1	69 T. BOOTH-AMOS 22.979
2	5 J. MASIA 22.998
3	53 V. DEBISE 23.000
4	43 S. JESPERSEN 23.042
5	61 C. ONCU 23.066
6	11 M. FERRARI 23.069
7	16 A. ZACCONE 23.074
8	64 F. CARICASULO 23.117
9	75 A. ARENAS 23.117
10	52 J. ALCOBA 23.123
11	32 D. BAYLISS 23.125
12	37 R. GARCIA 23.145
13	57 A. MAHENDRA 23.150
14	50 D. VOSTATEK 23.163
15	7 F. FARIOLI 23.163
16	94 L. MAHIAS 23.179
17	65 P. OETTL 23.196
18	77 D. AEGERTER 23.198
19	19 A. KOFLER 23.213
20	24 M. RAMIREZ 23.218
21	10 L. TACCINI 23.236
22	3 R. DE ROSA 23.250
23	25 D. KONIG 23.284
24	91 B. JIMENEZ 23.296
25	70 J. WHATLEY 23.318
26	6 C. PEROLARI 23.336
27	88 A. GIOMBINI 23.342
28	20 X. CARDELLUS 23.452
29	31 Y. OKAMOTO 23.481
30	54 R. ROSSI 23.518
31	73 J. CRETARO 23.628
32	22 A. CARRASCO 23.674
33	40 M. CASADEI 23.995

SEG. 2	
1	32 D. BAYLISS 23.194
2	53 V. DEBISE 23.200
3	69 T. BOOTH-AMOS 23.214
4	75 A. ARENAS 23.228
5	61 C. ONCU 23.241
6	37 R. GARCIA 23.256
7	94 L. MAHIAS 23.296
8	5 J. MASIA 23.307
9	43 S. JESPERSEN 23.323
10	64 F. CARICASULO 23.331
11	50 D. VOSTATEK 23.380
12	52 J. ALCOBA 23.382
13	19 A. KOFLER 23.394
14	7 F. FARIOLI 23.401
15	57 A. MAHENDRA 23.414
16	11 M. FERRARI 23.436
17	77 D. AEGERTER 23.443
18	16 A. ZACCONE 23.454
19	65 P. OETTL 23.469
20	3 R. DE ROSA 23.489
21	70 J. WHATLEY 23.495
22	6 C. PEROLARI 23.598
23	25 D. KONIG 23.606
24	40 M. CASADEI 23.638
25	31 Y. OKAMOTO 23.660
26	91 B. JIMENEZ 23.663
27	10 L. TACCINI 23.684
28	20 X. CARDELLUS 23.696
29	24 M. RAMIREZ 23.703
30	88 A. GIOMBINI 23.829
31	73 J. CRETARO 23.835
32	54 R. ROSSI 23.910
33	22 A. CARRASCO 24.001

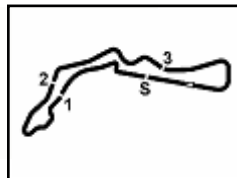
SEG. 3	
1	94 L. MAHIAS 23.473
2	61 C. ONCU 23.486
3	37 R. GARCIA 23.648
4	75 A. ARENAS 23.676
5	32 D. BAYLISS 23.677
6	53 V. DEBISE 23.696
7	43 S. JESPERSEN 23.753
8	7 F. FARIOLI 23.782
9	57 A. MAHENDRA 23.824
10	64 F. CARICASULO 23.857
11	11 M. FERRARI 23.859
12	50 D. VOSTATEK 23.861
13	52 J. ALCOBA 23.874
14	69 T. BOOTH-AMOS 23.879
15	3 R. DE ROSA 23.907
16	65 P. OETTL 23.910
17	5 J. MASIA 23.924
18	70 J. WHATLEY 23.925
19	19 A. KOFLER 24.008
20	16 A. ZACCONE 24.023
21	25 D. KONIG 24.036
22	77 D. AEGERTER 24.079
23	31 Y. OKAMOTO 24.096
24	24 M. RAMIREZ 24.143
25	6 C. PEROLARI 24.201
26	10 L. TACCINI 24.233
27	20 X. CARDELLUS 24.242
28	91 B. JIMENEZ 24.308
29	88 A. GIOMBINI 24.311
30	40 M. CASADEI 24.433
31	54 R. ROSSI 24.520
32	73 J. CRETARO 24.607
33	22 A. CARRASCO 24.640

SEG. 4	
1	57 A. MAHENDRA 23.827
2	75 A. ARENAS 23.830
3	61 C. ONCU 23.840
4	94 L. MAHIAS 23.846
5	32 D. BAYLISS 23.859
6	69 T. BOOTH-AMOS 23.860
7	53 V. DEBISE 23.874
8	11 M. FERRARI 23.907
9	5 J. MASIA 23.942
10	64 F. CARICASULO 23.950
11	7 F. FARIOLI 23.951
12	52 J. ALCOBA 23.962
13	43 S. JESPERSEN 23.998
14	3 R. DE ROSA 24.033
15	77 D. AEGERTER 24.033
16	19 A. KOFLER 24.045
17	65 P. OETTL 24.075
18	37 R. GARCIA 24.076
19	50 D. VOSTATEK 24.081
20	31 Y. OKAMOTO 24.095
21	16 A. ZACCONE 24.117
22	24 M. RAMIREZ 24.126
23	6 C. PEROLARI 24.135
24	10 L. TACCINI 24.176
25	25 D. KONIG 24.269
26	88 A. GIOMBINI 24.292
27	70 J. WHATLEY 24.320
28	20 X. CARDELLUS 24.326
29	22 A. CARRASCO 24.388
30	91 B. JIMENEZ 24.458
31	54 R. ROSSI 24.493
32	40 M. CASADEI 24.512
33	73 J. CRETARO 24.513

15/05/2026

These data/results cannot be reproduced, stored and/or transmitted in whole or in part by any manner of electronic, mechanical, photocopying, recording, broadcasting or otherwise now known or herein after developed without the previous express consent by the copyright owner, except for reproduction in daily press and regular printed publications on sale to the public within 60 days of the event related to those data/results and always provided that copyright symbol appears together as follows below.

© DORNA WSBK ORGANIZATION Srl 2026



Autodrom Most 4.212 m

Czech Round, 15-17 May 2026
Ideal Times Tissot Superspole

No.	Rider	Nat	Bike	Seg. 1	Seg. 2	Seg. 3	Seg. 4	Ideal Time		
				Diff. 1	Diff. 2	Diff. 3	Diff. 4	Best Lap	Pos.	Diff.
1	61 C. ONCU	TUR	Yamaha YZF-R9	23.066 +0.159	23.241	23.486 +0.010	23.840	1'33.633 1'33.802	1	0.169
2	53 V. DEBISE	FRA	ZXMOTO 820RR	23.000 +0.045	23.200	23.696	23.874 +0.069	1'33.770 1'33.884	3	0.114
3	94 L. MAHIAS	FRA	Yamaha YZF-R9	23.179 +0.004	23.296 +0.054	23.473	23.846	1'33.794 1'33.852	2	0.058
4	75 A. ARENAS	ESP	Yamaha YZF-R9	23.117	23.228 +0.046	23.676	23.830	1'33.851 1'33.897	4	0.046
5	32 D. BAYLISS	AUS	Triumph Street Triple 765 RS	23.125 +0.136	23.194	23.677	23.859	1'33.855 1'33.991	5	0.136
6	69 T. BOOTH-AMOS	GBR	Triumph Street Triple 765 RS	22.979	23.214	23.879 +0.235	23.860 +0.031	1'33.932 1'34.198	7	0.266
7	43 S. JESPERSEN	DEN	Ducati Panigale V2	23.042 +0.036	23.323	23.753 +0.113	23.998	1'34.116 1'34.265	9	0.149
8	37 R. GARCIA	ESP	Yamaha YZF-R9	23.145	23.256	23.648	24.076	1'34.125 1'34.125	6	
9	5 J. MASIA	ESP	Ducati Panigale V2	22.998 +0.122	23.307 +0.192	23.924 +0.025	23.942	1'34.171 1'34.510	12	0.339
10	57 A. MAHENDRA	INA	Yamaha YZF-R9	23.150	23.414	23.824	23.827	1'34.215 1'34.215	8	
11	64 F. CARICASULO	ITA	ZXMOTO 820RR	23.117	23.331 +0.005	23.857 +0.010	23.950 +0.024	1'34.255 1'34.294	10	0.039
12	11 M. FERRARI	ITA	Ducati Panigale V2	23.069 +0.122	23.436 +0.047	23.859	23.907 +0.165	1'34.271 1'34.605	13	0.334
13	7 F. FARIOLI	ITA	Yamaha YZF-R9	23.163 +0.328	23.401 +0.050	23.782	23.951	1'34.297 1'34.675	15	0.378
14	52 J. ALCOBA	ESP	Kawasaki ZX-6R 636	23.123	23.382	23.874	23.962	1'34.341 1'34.341	11	
15	50 D. VOSTATEK	CZE	Triumph Street Triple 765 RS	23.163 +0.090	23.380	23.861 +0.052	24.081 +0.030	1'34.485 1'34.657	14	0.172
16	65 P. DETTL	GER	Ducati Panigale V2	23.196	23.469 +0.072	23.910	24.075	1'34.650 1'34.722	16	0.072
17	19 A. KOFLER	AUT	Yamaha YZF-R9	23.213	23.394 +0.054	24.008 +0.051	24.045	1'34.660 1'34.765	18	0.105
18	16 A. ZACCONI	ITA	Ducati Panigale V2	23.074 +0.069	23.454 +0.032	24.023 +0.007	24.117	1'34.668 1'34.776	19	0.108
19	3 R. DE ROSA	ITA	QJMOTOR SRK 800 RS	23.250 +0.023	23.489 +0.034	23.907	24.033	1'34.679 1'34.736	17	0.057
20	77 D. AEGERTER	SUI	Kawasaki ZX-6R 636	23.198 +0.089	23.443 +0.033	24.079 +0.038	24.033	1'34.753 1'34.913	20	0.160
21	70 J. WHATLEY	GBR	Ducati Panigale V2	23.318	23.495	23.925	24.320 +0.132	1'35.058 1'35.190	21	0.132
22	24 M. RAMIREZ	ESP	QJMOTOR SRK 800 RS	23.218 +0.362	23.703	24.143	24.126	1'35.190 1'35.552	24	0.362
23	25 D. KONIG	CZE	Triumph Street Triple 765 RS	23.284	23.606	24.036	24.269	1'35.195 1'35.195	22	
24	6 C. PEROLARI	FRA	Honda CBR600RR	23.336 +0.021	23.598 +0.129	24.201 +0.015	24.135	1'35.270 1'35.435	23	0.165
25	10 L. TACCINI	ITA	Ducati Panigale V2	23.236 +0.084	23.684 +0.011	24.233 +0.005	24.176 +0.179	1'35.329 1'35.608	25	0.279
26	31 Y. OKAMOTO	JPN	Yamaha YZF-R9	23.481	23.660	24.096 +0.217	24.095 +0.100	1'35.332 1'35.649	26	0.317
27	20 X. CARDELUS	AND	Yamaha YZF-R9	23.452	23.696 +0.063	24.242	24.326 +0.113	1'35.716 1'35.892	28	0.176
28	91 B. JIMENEZ	ESP	Ducati Panigale V2	23.296 +0.040	23.663 +0.050	24.308 +0.016	24.458	1'35.725 1'35.831	27	0.106
29	88 A. GIOMBINI	ITA	MV Agusta F3 800 RR	23.342 +0.227	23.829 +0.068	24.311 +0.027	24.292	1'35.774 1'36.096	29	0.322
30	54 R. ROSSI	ITA	Ducati Panigale V2	23.518 +0.150	23.910 +0.136	24.520	24.493	1'36.441 1'36.727	32	0.286
31	73 J. CRETARO	ITA	MV Agusta F3 800 RR	23.628	23.835 +0.017	24.607	24.513 +0.034	1'36.583 1'36.634	30	0.051
32	22 A. CARRASCO	ESP	Honda CBR600RR	23.674	24.001	24.640	24.388	1'36.703 1'36.703	31	
	40 M. CASADEI	ITA	Ducati Panigale V2							
Overall Ideal Time				22.979	23.194	23.473	23.827	1'33.473		

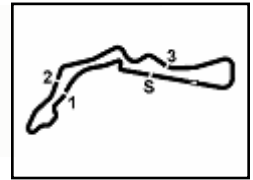
15/05/2026

These data/results cannot be reproduced, stored and/or transmitted in whole or in part by any manner of electronic, mechanical, photocopying, recording, broadcasting or otherwise now known or herein after developed without the previous express consent by the copyright owner, except for reproduction in daily press and regular printed publications on sale to the public within 60 days of the event related to those data/results and always provided that copyright symbol appears together as follows below.

© DORNA WSBK ORGANIZATION Srl 2026

FICR PERUGIA TIMING





Autodrom Most 4.212 m

Czech Round, 15-17 May 2026
Chronological Analysis Tissot Superpole

1 / 6

1° 61 C. ONCU [1'33.802]							
Lap	Seg1	Seg2	Seg3	Seg4	Lap Time	km/h	Local Time
		24.604	24.907	24.084			13:56'43.283
1	23.366	23.422	23.694	23.854	1'34.336	256,5	13:58'17.619
2	23.354	27.419	26.572	25.370	1'42.715C	255,9	14:00'00.334
3	23.066	23.274	25.871	25.454	1'37.665C	253,0	14:01'37.999
4	23.191	23.271	23.486	23.943	1'33.891	250,1	14:03'11.890
5	29.184	23.921	24.442	37.357	1'54.904P	254,2	14:05'06.794
6	3'23.675	25.108	24.486	24.351	4'37.620P		14:09'44.414
7	23.349	23.337	23.588	23.980	1'34.254	248,4	14:11'18.668
8	23.147	23.287	23.605	23.984	1'34.023	249,5	14:12'52.691
9	23.175	23.345	23.757	24.058	1'34.335	250,1	14:14'27.026
10	24.378	25.924	24.999	37.085	1'52.386CP	253,0	14:16'19.412
11	4'05.840	25.168	24.873	24.075	5'19.956P		14:21'39.368
12	23.225	23.241	23.496	23.840	1'33.802	249,5	14:23'13.170
13	23.445	26.857	24.916	24.828	1'40.046	254,2	14:24'53.216
14	23.102	23.283	23.552	48.706	1'58.643	251,8	14:26'51.859
15	25.058	25.562	25.084	24.428	1'40.132	249,0	14:28'31.991
16	23.652	23.937	24.244	24.229	1'36.062C	251,8	14:30'08.053
17	23.088	23.357	23.731	24.002	1'34.178	253,6	14:31'42.231
18	23.152	23.335	23.725	24.469	1'34.681	254,8	14:33'16.912
19	23.537	23.858	23.820	24.053	1'35.268	263,9	14:34'52.180
20	23.266	23.449	23.784	23.970	1'34.469	252,4	14:36'26.649

4° 75 A. ARENAS [1'33.897]							
Lap	Seg1	Seg2	Seg3	Seg4	Lap Time	km/h	Local Time
		24.576	24.503	24.399			13:57'40.385
1	23.454	23.501	23.787	24.057	1'34.799	252,4	13:59'15.184
2	23.462	26.730	25.368	27.203	1'42.763C	253,6	14:00'57.947
3	23.668	23.516	25.138	24.226	1'36.548	250,7	14:02'34.495
4	23.284	23.481	24.025	24.334	1'35.124	252,4	14:04'09.619
5	23.332	23.599	24.018	24.154	1'35.103	250,7	14:05'44.722
6	23.388	23.436	23.850	24.140	1'34.814	249,5	14:07'19.536
7	25.344	24.978	24.387	39.836	1'54.545CP	250,7	14:09'14.081
8	4'52.220	24.112	24.152	25.169	6'05.653CP		14:15'19.734
9	23.355	23.361	23.809	24.226	1'34.751	259,6	14:16'54.485
10	23.205	23.228	23.678	24.080	1'34.191	261,4	14:18'28.676
11	23.485	24.463	25.189	42.310	1'55.447P	254,2	14:20'24.123
12	6'30.280	26.151	28.473	24.574	7'49.478P		14:28'13.601
13	23.288	23.384	27.468	24.160	1'38.300	250,1	14:29'51.901
14	23.117	23.274	23.676	23.830	1'33.897	255,9	14:31'25.798
15	31.945	25.521	24.918	26.658	1'49.042C	263,9	14:33'14.840
16	28.378	24.125	24.081	24.339	1'40.923C	253,0	14:34'55.763
17	23.238	24.678	24.366	24.399	1'36.681	258,4	14:36'32.444

2° 94 L. MAHIAS [1'33.852]							
Lap	Seg1	Seg2	Seg3	Seg4	Lap Time	km/h	Local Time
		24.811	24.877	24.519			13:58'04.617
1	23.467	23.540	23.789	24.218	1'35.014	251,3	13:59'39.631
2	23.776	23.539	25.844	24.478	1'37.637C	250,1	14:01'17.268
3	27.695	25.043	24.867	25.735	1'43.340C	248,4	14:03'00.608
4	23.350	23.319	23.690	23.940	1'34.299	255,3	14:04'34.907
5	27.071	25.212	24.947	37.583	1'54.813CP	249,0	14:06'29.720
6	7'38.303	25.826	25.677	24.401	8'54.207CP		14:15'23.927
7	23.491	23.397	23.949	24.161	1'34.998	252,4	14:16'58.925
8	23.270	23.557	23.676	23.851	1'34.354	254,2	14:18'33.279
9	23.179	23.435	23.915	24.186	1'34.715	254,8	14:20'07.994
10	27.800	24.340	24.501	36.382	1'53.023CP	248,4	14:22'01.017
11	3'44.431	28.955	30.862	24.613	5'08.861P		14:27'09.878
12	23.380	23.387	23.656	23.927	1'34.350	249,5	14:28'44.228
13	24.885	27.981	24.954	24.647	1'42.467C	251,3	14:30'26.695
14	23.183	23.350	23.473	23.846	1'33.852	251,3	14:32'00.547
15	30.964	23.934	23.960	24.689	1'43.547C	253,6	14:33'44.094
16	23.211	23.296	23.717	24.078	1'34.302	250,7	14:35'18.396

5° 32 O. BAYLISS [1'33.991]							
Lap	Seg1	Seg2	Seg3	Seg4	Lap Time	km/h	Local Time
		25.063	24.912	24.615			13:56'42.173
1	23.497	23.617	24.031	24.097	1'35.242	253,0	13:58'17.415
2	23.353	24.705	28.211	24.906	1'41.175C	255,9	13:59'58.590
3	23.266	23.480	25.436	28.368	1'40.550C	258,4	14:01'39.140
4	23.341	23.344	24.200	24.390	1'35.275	258,4	14:03'14.415
5	23.308	23.633	23.939	24.327	1'35.207	262,7	14:04'49.622
6	23.289	23.394	23.762	24.144	1'34.589	253,6	14:06'24.211
7	24.061	24.339	24.652	37.054	1'50.106P	253,6	14:08'14.317
8	5'42.276	28.276	28.128	24.530	7'03.210CP		14:15'17.527
9	23.390	23.588	24.424	27.075	1'38.477	257,7	14:16'56.004
10	23.163	23.642	23.834	23.943	1'34.582	257,7	14:18'30.586
11	23.125	23.262	24.337	24.152	1'34.876	258,4	14:20'05.462
12	23.261	23.194	23.677	23.859	1'33.991	253,6	14:21'39.453
13	24.703	24.301	24.502	36.812	1'50.318CP	236,6	14:23'29.771
14	4'59.568	28.521	25.985	24.557	6'18.631P		14:29'48.402
15	23.219	23.290	23.787	24.097	1'34.393	254,2	14:31'22.795
16	26.399	25.714	23.868	24.200	1'40.181C	255,3	14:33'02.976
17	23.224	23.206	23.731	24.159	1'34.320	257,1	14:34'37.296
18	26.728	25.316	25.513			255,3	

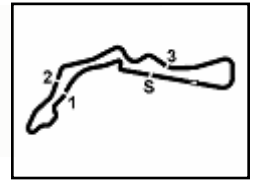
3° 53 V. DEBISE [1'33.884]							
Lap	Seg1	Seg2	Seg3	Seg4	Lap Time	km/h	Local Time
		24.340	24.304	24.225			13:57'56.913
1	23.497	23.701	24.032	24.186	1'35.416	253,6	13:59'32.329
2	23.257	23.574	25.232	24.199	1'36.262C	253,0	14:01'08.591
3	23.140	23.383	23.822	24.014	1'34.359	253,6	14:02'42.950
4	23.095	23.296	23.832	23.938	1'34.161	254,8	14:04'17.111
5	23.042	23.357	23.828	23.943	1'34.170	255,3	14:05'51.281
6	23.146	23.402	23.925	35.893	1'46.366P	254,8	14:07'37.647
7	6'25.956	24.647	25.367	28.865	7'44.835CP		14:15'22.482
8	23.172	23.332	24.307	24.990	1'35.801	256,5	14:16'58.283
9	23.095	23.286	29.169	25.864	1'41.414	256,5	14:18'39.697
10	23.040	23.264	23.816	23.874	1'33.994	260,2	14:20'13.691
11	23.172	25.961	25.915	24.878	1'39.926	256,5	14:21'53.617
12	23.125	23.234	23.804	24.005	1'34.168	255,3	14:23'27.785
13	23.045	23.200	23.696	23.943	1'33.884	254,8	14:25'01.669
14	23.089	23.234	24.571	24.465	1'35.359	255,3	14:26'37.028
15	23.000	23.434	24.916	35.560	1'46.910P	255,3	14:28'23.938
16	2'54.799	24.111	24.258	23.929	4'07.097P		14:32'31.035
17	23.135	23.467	23.825	24.088	1'34.515	259,6	14:34'05.550

6° 37 R. GARCIA [1'34.125]							
Lap	Seg1	Seg2	Seg3	Seg4	Lap Time	km/h	Local Time
		26.326	25.405	24.676			13:56'53.640
1	23.689	23.779	23.975	24.325	1'35.768	250,1	13:58'29.408
2	23.253	23.544	24.775	26.094	1'37.666C	253,6	14:00'07.074
3	23.256	23.292	25.655	25.582	1'37.785C	251,3	14:01'44.859
4	23.215	23.317	24.266	24.455	1'35.253	251,3	14:03'20.112
5	23.335	23.326	23.740	24.491	1'34.892	255,9	14:04'55.004
6	23.404	23.381	23.843	24.315	1'34.943	250,7	14:06'29.947
7	24.207	24.462	24.635	38.569	1'51.873P	249,5	14:08'21.820
8	4'02.678	24.383	24.528	24.593	5'16.182P		14:13'38.002
9	24.359	25.007	24.749	24.686	1'38.801C	247,9	14:15'16.803
10	23.537	24.318	24.303	24.733	1'36.891	250,1	14:16'53.694
11	23.172	23.449	24.002	24.325	1'34.948	250,7	14:18'28.642
12	23.669	24.217	24.936	39.667	1'52.489P	249,5	14:20'21.131
13	4'06.835	24.029	24.568	24.587	5'20.019P		14:25'41.150
14	23.458	23.582	24.001	24.208	1'35.249	246,2	14:27'16.399
15	23.237	23.379	23.805	24.158	1'34.579	249,5	14:28'50.978

15/05/2026 P = Pits In/Out - C = Lap Time Cancelled

These data/results cannot be reproduced, stored and/or transmitted in whole or in part by any manner of electronic, mechanical, photocopying, recording, broadcasting or otherwise now known or herein after developed without the previous express consent by the copyright owner, except for reproduction in daily press and regular printed publications on sale to the public within 60 days of the event related to those data/results and always provided that copyright symbol appears together as follows below.

© DORNA WSBK ORGANIZATION Srl 2026



Autodrom Most 4.212 m

Czech Round, 15-17 May 2026
Chronological Analysis Tissot Superpole

2 / 6

16	24.544	24.058	24.691	24.320	1'37.613C	251,8	14:30'28.591
17	23.145	23.256	23.648	24.076	1'34.125	253,6	14:32'02.716
18	23.171	23.333	23.750	24.184	1'34.438	251,8	14:33'37.154
19	23.348	23.715	24.189	24.343	1'35.595	253,0	14:35'12.749

15	23.042	23.752	24.246	24.602	1'35.642	256,5	14:28'18.779
16	23.078	23.323	23.866	23.998	1'34.265	257,1	14:29'53.044
17	23.086	23.520	24.159	24.032	1'34.797	259,0	14:31'27.841
18	23.077	23.534	23.899	24.130	1'34.640	257,1	14:33'02.481
19	30.654	33.106	24.146	24.171	1'52.077C	252,4	14:34'54.558
20	23.691					262,7	

7° 69 T. BOOTH-AMOS [1'34.198]

Lap	Seg1	Seg2	Seg3	Seg4	Lap Time	km/h	Local Time
		25.750	25.828	25.175			13:57'01.759
1	23.303	23.596	24.305	24.217	1'35.421	255,3	13:58'37.180
2	23.168	23.516	25.323	24.858	1'36.865C	257,1	14:00'14.045
3	23.200	23.404	25.089	24.674	1'36.367C	256,5	14:01'50.412
4	23.053	23.376	24.120	23.860	1'34.409	257,1	14:03'24.821
5	23.503	23.858	24.429	24.223	1'36.013	257,7	14:05'00.834
6	23.078	24.340	27.067	24.252	1'38.737	255,3	14:06'39.571
7	23.004	23.545	23.943	23.978	1'34.470	255,9	14:08'14.041
8	28.511	25.629	24.829	38.492	1'57.461CP	254,2	14:10'11.502
9	7'22.957	25.143	25.293	24.339	8'37.732P		14:18'49.234
10	23.181	23.586	25.435	24.352	1'36.554	258,4	14:20'25.788
11	22.979	23.214	24.114	23.891	1'34.198	256,5	14:21'59.986
12	24.007	25.057	24.898	24.229	1'38.191C	257,1	14:23'38.177
13	23.495	24.824	25.030	39.755	1'53.104CP	257,1	14:25'31.281
14	3'46.535	25.164	25.186	24.421	5'01.306CP		14:30'32.587
15	23.147	23.405	24.057	24.154	1'34.763	255,3	14:32'07.350
16	23.027	23.411	23.879	23.917	1'34.234	257,7	14:33'41.584
17	23.096	23.318	23.894	24.158	1'34.466	257,1	14:35'16.050

10° 64 F. CARICASULO [1'34.294]

Lap	Seg1	Seg2	Seg3	Seg4	Lap Time	km/h	Local Time
		24.511	24.500	24.132			13:57'57.920
1	23.539	23.570	24.191	24.223	1'35.523	256,5	13:59'33.443
2	23.450	23.443	24.903	24.076	1'35.872C	254,8	14:01'09.315
3	23.368	23.433	23.979	23.977	1'34.757	255,9	14:02'44.072
4	23.247	23.331	23.857	24.033	1'34.468	254,8	14:04'18.540
5	23.244	24.000	24.525	24.823	1'36.592	255,3	14:05'55.132
6	23.393	24.444	24.635	24.709	1'37.181	253,0	14:07'32.313
7	29.520	24.506	24.920	38.829	1'57.775CP	251,8	14:09'30.088
8	4'47.438	25.009	25.081	24.834	6'02.362CP		14:15'32.450
9	23.416	23.589	24.236	24.141	1'35.382	253,6	14:17'07.832
10	23.236	23.415	23.984	24.130	1'34.765	254,2	14:18'42.597
11	23.117	23.336	23.867	23.974	1'34.294	255,9	14:20'16.891
12	23.580	23.815	24.700	24.615	1'36.710	259,6	14:21'53.601
13	23.407	23.333	23.910	23.950	1'34.600	251,8	14:23'28.201
14	23.242	23.521	23.949	24.013	1'34.725	255,9	14:25'02.926
15	27.472	23.959	24.283	40.561	1'56.275CP	255,3	14:26'59.201
16	4'20.854	24.116	24.549	24.377	5'33.896P		14:32'33.097
17	23.281	23.662	24.195	24.709	1'35.847	256,5	14:34'08.944
18	23.314	23.511	24.164	24.238	1'35.227	255,3	14:35'44.171

8° 57 A. MAHENDRA [1'34.215]

Lap	Seg1	Seg2	Seg3	Seg4	Lap Time	km/h	Local Time
		25.094	24.730	24.651			13:57'41.661
1	23.652	25.101	24.291	24.337	1'37.381	250,7	13:59'19.042
2	23.502	23.924	24.499	24.835	1'36.760C	253,0	14:00'55.802
3	27.321	24.713	24.363	24.462	1'40.859	247,3	14:02'36.661
4	23.437	23.749	23.992	24.269	1'35.447	250,1	14:04'12.108
5	23.389	23.568	23.917	24.422	1'35.296	250,7	14:05'47.404
6	23.341	23.495	23.890	24.248	1'34.974	250,1	14:07'22.378
7	23.857	24.230	24.424	39.371	1'51.882CP	249,0	14:09'14.260
8	9'22.283	24.237	24.552	24.583	10'35.655P		14:19'49.915
9	23.904	23.882	24.391	24.550	1'36.727	247,9	14:21'26.642
10	23.398	23.715	24.053	24.355	1'35.521	248,4	14:23'02.163
11	23.381	23.501	23.964	24.235	1'35.081	249,0	14:24'37.244
12	23.240	23.601	24.040	37.076	1'47.957P	249,0	14:26'25.201
13	4'06.965	23.866	24.081	24.087	5'18.999P		14:31'44.200
14	23.150	23.414	23.824	23.827	1'34.215	253,6	14:33'18.415
15	26.540	23.942	24.706	24.098	1'39.286C	260,2	14:34'57.701
16	23.201	23.496	24.408	24.299	1'35.404	257,7	14:36'33.105

11° 52 J. ALCOBA [1'34.341]

Lap	Seg1	Seg2	Seg3	Seg4	Lap Time	km/h	Local Time
		24.714	24.764	24.313			13:56'43.641
1	23.442	23.920	24.203	24.128	1'35.693	259,0	13:58'19.334
2	23.241	23.698	27.265	27.042	1'41.246C	255,3	14:00'00.580
3	23.268	23.652	25.210	25.769	1'37.899C	255,9	14:01'38.479
4	23.302	23.462	24.015	24.155	1'34.934	257,1	14:03'13.413
5	23.329	27.408	24.427	37.785	1'52.949P	254,8	14:05'06.362
6	12'09.288	28.369	24.566	24.185	13'26.408P		14:18'32.770
7	23.225	23.601	24.037	24.082	1'34.945	255,9	14:20'07.715
8	23.182	23.544	23.987	24.071	1'34.784	260,2	14:21'42.499
9	24.652	23.968	24.343	36.346	1'49.309P	257,7	14:23'31.808
10	3'22.929	26.204	28.407	24.648	4'42.188P		14:28'13.996
11	23.225	23.567	26.557	24.915	1'38.264	254,2	14:29'52.260
12	23.123	23.382	23.874	23.962	1'34.341	257,7	14:31'26.601
13	23.183	23.437	24.015	26.324	1'36.959	259,0	14:33'03.560
14	23.252	23.514	24.178	24.208	1'35.152	256,5	14:34'38.712
15	29.442	26.887	26.385	29.211	1'51.925	255,3	14:36'30.637

9° 43 S. JESPERSEN [1'34.265]

Lap	Seg1	Seg2	Seg3	Seg4	Lap Time	km/h	Local Time
		25.037	24.625	24.482			13:56'44.396
1	23.670	23.855	24.044	24.319	1'35.888	253,0	13:58'20.284
2	23.300	23.790	25.387	24.528	1'37.005C	258,4	13:59'57.289
3	23.564	23.953	27.034	27.901	1'42.452C	256,5	14:01'39.741
4	23.396	23.652	24.124	24.110	1'35.282	263,9	14:03'15.023
5	25.116	25.197	27.105	39.974	1'57.392P	257,7	14:05'12.415
6	3'45.350	25.376	24.391	24.430	4'59.547P		14:10'11.962
7	23.334	23.563	24.068	24.106	1'35.071	251,3	14:11'47.033
8	23.224	23.488	23.870	24.041	1'34.623	252,4	14:13'21.656
9	29.899	27.198	24.272	24.828	1'46.197	253,0	14:15'07.853
10	23.175	27.606	25.798	24.346	1'40.925	254,8	14:16'48.778
11	23.290	23.574	23.927	37.859	1'48.650P	253,6	14:18'37.428
12	3'41.719	25.894	24.295	25.092	4'57.000P		14:23'34.428
13	23.319	23.331	23.776	24.016	1'34.442	253,6	14:25'08.870
14	23.043	23.334	23.753	24.137	1'34.267	254,8	14:26'43.137

12° 5 J. MASIA [1'34.510]

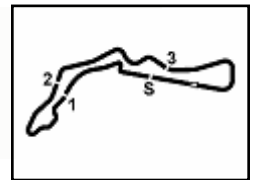
Lap	Seg1	Seg2	Seg3	Seg4	Lap Time	km/h	Local Time
		25.055	24.276	24.373			13:57'07.492
1	23.423	23.631	23.949	24.202	1'35.205	256,5	13:58'42.697
2	23.100	23.395	25.324	24.419	1'36.238C	257,7	14:00'18.935
3	22.998	23.392	24.258	29.666	1'40.314C	258,4	14:01'59.249
4	23.094	23.307	24.043	24.255	1'34.699	256,5	14:03'33.948
5	23.249	23.410	23.924	24.177	1'34.760	254,8	14:05'08.708
6	28.981	24.440	24.604	38.142	1'56.167CP	254,2	14:07'04.875
7	5'54.586	25.167	25.371	24.724	7'09.848P		14:14'14.723
8	23.230	23.332	24.024	24.450	1'35.036	253,0	14:15'49.759
9	23.120	23.499	23.949	23.942	1'34.510	257,1	14:17'24.269
10	27.408	25.191	24.415	24.291	1'41.305	256,5	14:19'05.574
11	23.152	23.364	23.965	24.105	1'34.586	255,9	14:20'40.160
12	23.093	23.459	24.075	24.063	1'34.690	256,5	14:22'14.850

15/05/2026 P = Pits In/Out - C = Lap Time Cancelled

These data/results cannot be reproduced, stored and/or transmitted in whole or in part by any manner of electronic, mechanical, photocopying, recording, broadcasting or otherwise now known or herein after developed without the previous express consent by the copyright owner, except for reproduction in daily press and regular printed publications on sale to the public within 60 days of the event related to those data/results and always provided that copyright symbol appears together as follows below.

© DORNA WSBK ORGANIZATION Srl 2026





Autodrom Most 4.212 m

Czech Round, 15-17 May 2026
Chronological Analysis Tissot Superpole

3 / 6

13	26.957	24.702	24.914	37.485	1'54.058CP	254,2	14:24'08.908	7	23.476	23.681	24.079	39.115	1'50.351P	251,8	14:09'23.603
14	4'35.821	23.976	24.178	24.215	5'48.190P		14:29'57.098	8	4'40.797	24.717	26.201	24.870	5'56.585CP		14:15'20.188
15	23.078	23.554	24.252	24.046	1'34.930	257,1	14:31'32.028	9	23.491	23.451	23.782	23.951	1'34.675	253,6	14:16'54.863
16	23.116	27.646	28.457	25.001	1'44.220	256,5	14:33'16.248	10	24.022	23.847	24.170	24.014	1'36.053C	254,8	14:18'30.916
17	28.417	23.969	24.395	24.201	1'40.982C	257,7	14:34'57.230	11	23.235	23.417	23.978	24.816	1'35.446	255,3	14:20'06.362
18	23.259	23.762	24.446	24.234	1'35.701	261,4	14:36'32.931	12	23.364	27.097	27.248	39.279	1'56.988P	255,9	14:22'03.350

13° 11 M. FERRARI (1'34.605)

Lap	Seg1	Seg2	Seg3	Seg4	Lap Time	km/h	Local Time
		24.666	24.564	24.155			13:57'39.788
1	23.275	23.578	23.981	23.968	1'34.802	255,9	13:59'14.590
2	24.359	26.763	25.107	27.231	1'43.460C	257,1	14:00'58.050
3	23.191	23.483	23.859	24.072	1'34.605	259,0	14:02'32.655
4	23.234	29.144	24.832	24.358	1'41.568	254,8	14:04'14.223
5	23.194	23.614	25.096	37.707	1'49.611P	260,2	14:06'03.834
6	3'07.576	24.043	24.213	24.135	4'19.967P		14:10'23.801
7	23.232	23.509	24.030	24.046	1'34.817	255,3	14:11'58.618
8	23.069	23.508	23.980	24.170	1'34.727	257,1	14:13'33.345
9	25.380	25.874	28.006	24.544	1'43.804C	255,9	14:15'17.149
10	23.337	23.814	24.465	27.536	1'39.152	260,8	14:16'56.301
11	23.095	23.580	24.263	24.013	1'34.951	262,7	14:18'31.252
12	23.251	23.436	24.240	23.907	1'34.834	262,7	14:20'06.086
13	23.428	23.606	24.166	37.079	1'48.279P	259,6	14:21'54.365
14	3'34.007	24.228	24.683	24.243	4'47.161P		14:26'41.526
15	23.325	23.496	23.983	24.051	1'34.855	253,6	14:28'16.381
16	23.095	23.469	24.156	24.000	1'34.720	258,4	14:29'51.101
17	23.159	23.516	23.997	23.947	1'34.619	259,0	14:31'25.720
18	27.517	28.623	27.923	27.675	1'51.738C	260,8	14:33'17.458
19	23.454	23.888	24.174	24.079	1'35.595	263,9	14:34'53.053
20	23.153	23.485	24.026	24.064	1'34.728	259,6	14:36'27.781

16° 65 P. OETTL (1'34.722)

Lap	Seg1	Seg2	Seg3	Seg4	Lap Time	km/h	Local Time
			25.098	24.829	24.250		13:56'55.653
1	23.379	24.254	24.811	24.516	1'36.960	257,1	13:58'32.613
2	23.277	23.609	24.630	24.261	1'35.777C	260,2	14:00'08.390
3	23.219	23.504	25.486	25.035	1'37.244C	255,9	14:01'45.634
4	23.196	23.541	23.910	24.075	1'34.722	255,3	14:03'20.356
5	23.528	23.491	24.056	24.432	1'35.507	260,2	14:04'55.863
6	23.712	25.331	24.957	38.760	1'52.760P	254,2	14:06'48.623
7	5'15.075	23.768	24.200	24.162	6'27.205P		14:13'15.828
8	58.330	29.247	26.372	37.426	2'31.375CP	253,0	14:15'47.203
9	11'21.480	28.614	24.587	24.452	12'39.133P		14:28'26.336
10	23.464	23.898	24.309	24.654	1'36.325C	253,6	14:30'02.661
11	23.309	23.544	23.949	24.195	1'34.997	255,3	14:31'37.658
12	28.419	23.490	24.020	24.667	1'40.596	255,3	14:33'18.254
13	23.512	23.694	24.431	24.186	1'35.823	260,2	14:34'54.077
14	23.298	23.469	24.069	24.174	1'35.010	256,5	14:36'29.087

14° 50 O. VOSTATEK (1'34.657)

Lap	Seg1	Seg2	Seg3	Seg4	Lap Time	km/h	Local Time
		24.641	24.623	24.390			13:57'15.338
1	23.631	23.693	24.179	24.341	1'35.844	254,2	13:58'51.182
2	23.172	23.495	24.727	24.529	1'35.923C	254,8	14:00'27.105
3	23.231	23.507	24.169	24.219	1'35.126C	254,8	14:02'02.231
4	23.355	23.440	24.194	24.219	1'35.208	254,8	14:03'37.439
5	23.282	23.406	24.101	24.217	1'35.006	256,5	14:05'12.445
6	23.454	25.076	25.031	37.459	1'51.020P	255,9	14:07'03.465
7	4'13.526	24.333	24.477	24.469	5'26.805P		14:12'30.270
8	23.542	23.668	24.321	24.316	1'35.847	250,1	14:14'06.117
9	26.578	23.831	24.236	24.381	1'39.026C	251,8	14:15'45.143
10	23.450	23.538	24.019	24.195	1'35.202	253,6	14:17'20.345
11	23.163	23.460	24.054	24.160	1'34.837	254,8	14:18'55.182
12	23.253	23.380	23.913	24.111	1'34.657	255,9	14:20'29.839
13	23.907	24.611	24.960	36.593	1'50.071CP	255,3	14:22'19.910
14	3'27.920	25.232	29.469	24.772	4'47.393P		14:27'07.303
15	23.499	23.471	24.077	24.225	1'35.272	252,4	14:28'42.575
16	25.800	28.311	24.636	24.362	1'43.109C	253,0	14:30'25.684
17	23.282	23.404	23.943	24.081	1'34.710	253,6	14:32'00.394
18	23.232	23.512	23.861	24.134	1'34.739	254,2	14:33'35.133
19	23.231	23.410	23.939	24.119	1'34.699	254,2	14:35'09.832

17° 3 R. DE ROSA (1'34.736)

Lap	Seg1	Seg2	Seg3	Seg4	Lap Time	km/h	Local Time
			28.056	27.043	27.870		13:56'56.802
1	24.103	24.354	24.353	24.448	1'37.258	251,8	13:58'34.060
2	23.667	24.030	24.920	24.869	1'37.486C	253,6	14:00'11.546
3	23.445	23.764	24.854	25.417	1'37.480C	254,8	14:01'49.026
4	23.760	23.863	24.200	24.418	1'36.241	251,8	14:03'25.267
5	23.538	23.807	24.336	24.442	1'36.123	254,2	14:05'01.390
6	23.652	24.063	24.609	26.807	1'39.131	254,8	14:06'40.521
7	23.740	24.141	25.199	42.804	1'55.884P	251,8	14:08'36.405
8	5'23.436	27.785	25.746	25.181	6'42.148CP		14:15'18.553
9	23.483	23.822	24.094	24.417	1'35.816	255,3	14:16'54.369
10	23.602	23.545	23.911	24.121	1'35.179	255,9	14:18'29.548
11	23.250	25.348	24.674	24.713	1'37.985	255,3	14:20'07.533
12	23.605	23.652	24.010	24.172	1'35.439	253,6	14:21'42.972
13	28.198	25.863	25.652	39.857	1'59.570CP	256,5	14:23'42.542
14	2'17.250	26.379	25.583	25.137	3'34.349P		14:27'16.891
15	23.453	23.576	23.975	24.140	1'35.144	253,6	14:28'52.035
16	26.396	24.865	25.043	24.422	1'40.726C	253,0	14:30'32.761
17	23.273	23.523	23.907	24.033	1'34.736	257,1	14:32'07.497
18	23.438	23.489	24.127	24.266	1'35.320	257,7	14:33'42.817
19	31.973	26.229	25.749	26.541	1'50.492C	253,6	14:35'33.309

15° 7 F. FARIOLI (1'34.675)

Lap	Seg1	Seg2	Seg3	Seg4	Lap Time	km/h	Local Time
		24.682	24.450	24.235			13:57'41.784
1	23.305	23.536	24.160	24.148	1'35.149	257,1	13:59'16.933
2	23.347	24.078	25.773	28.539	1'41.737C	252,4	14:00'58.670
3	23.431	23.428	23.923	24.182	1'34.964	253,6	14:02'33.634
4	23.188	27.721	24.505	24.657	1'40.071	249,5	14:04'13.705
5	23.351	23.683	23.941	24.458	1'35.433	250,1	14:05'49.138
6	23.353	31.207	24.914	24.640	1'44.114	250,1	14:07'33.252

18° 19 A. KOFLER (1'34.765)

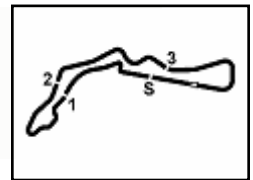
Lap	Seg1	Seg2	Seg3	Seg4	Lap Time	km/h	Local Time
			25.577	25.378	25.222		13:57'01.991
1	23.582	23.671	24.237	24.251	1'35.741	253,0	13:58'37.732
2	23.542	23.660	24.570	24.906	1'36.678C	252,4	14:00'14.410
3	23.412	23.394	24.680	24.745	1'36.231C	252,4	14:01'50.641
4	23.329	23.462	24.008	24.210	1'35.009	254,2	14:03'25.650
5	26.017	25.092	25.381	37.949	1'54.439CP	253,0	14:05'20.089

15/05/2026 P = Pits In/Out - C = Lap Time Cancelled

These data/results cannot be reproduced, stored and/or transmitted in whole or in part by any manner of electronic, mechanical, photocopying, recording, broadcasting or otherwise now known or herein after developed without the previous express consent by the copyright owner, except for reproduction in daily press and regular printed publications on sale to the public within 60 days of the event related to those data/results and always provided that copyright symbol appears together as follows below.

© DORNA WSBK ORGANIZATION Srl 2026





Autodrom Most 4.212 m

Czech Round, 15-17 May 2026
Chronological Analysis Tissot Superpole

4 / 6

6	8'36.658	28.281	28.478	24.370	9'57.787CP	14:15'17.876	4	23.812	23.817	24.471	24.667	1'36.767	253,0	14:03'34.275	
7	23.450	23.538	24.319	27.444	1'38.751	252,4	14:16'56.627	5	23.318	23.495	23.925	24.452	1'35.190	256,5	14:05'09.465
8	23.213	23.448	24.059	24.045	1'34.765	255,3	14:18'31.392	6	26.298	27.045	24.325	38.953	1'56.621CP	254,2	14:07'06.086
9	23.439	28.035	27.515	24.386	1'43.375	257,1	14:20'14.767	7	5'51.138	25.299	25.437	24.794	7'06.668CP		14:14'12.754
10	23.373	24.844	27.139	24.391	1'39.747	253,6	14:21'54.514	8	23.434	23.610	24.033	24.320	1'35.397	250,1	14:15'48.151
11	23.399	27.581	24.125	25.027	1'40.132	253,6	14:23'34.646	9	23.524	24.986	24.072	24.328	1'36.910	255,9	14:17'25.061
12	23.501	23.537	24.205	39.751	1'50.994P	253,6	14:25'25.640	10	23.381	23.568	24.082	24.507	1'35.538	255,3	14:19'00.599
13	4'38.300	27.222	27.959	24.540	5'58.021P		14:31'23.661	11	23.400	23.656	24.123	24.337	1'35.516	254,2	14:20'36.115
14	27.385	29.806	30.956	25.084	1'53.231C	250,1	14:33'16.892	12	25.329	25.519	23.998	24.235	1'39.081C	254,2	14:22'15.196
15	23.781	23.996	24.100	24.495	1'36.372	255,3	14:34'53.264	13	27.828	24.243	24.381	38.102	1'54.554CP	255,9	14:24'09.750
16	23.354	23.398	24.064	24.288	1'35.104	255,9	14:36'28.368	14	4'35.726	23.984	25.658	27.673	5'53.041CP		14:30'02.791
								15	23.545	23.664	23.991	24.361	1'35.561	259,6	14:31'38.352
								16	23.391	23.742	25.383	25.824	1'38.340	255,3	14:33'16.692
								17	23.640	29.121	24.561	24.515	1'41.837	258,4	14:34'58.529
								18	23.390	23.539	24.075	24.322	1'35.326	257,7	14:36'33.855

19° 16 A. ZACCONE (1'34.776)

Lap	Seg1	Seg2	Seg3	Seg4	Lap Time	km/h	Local Time
1	23.348	25.111	25.281	24.477	1'36.726	260,8	13:56'56.172
2	23.398	24.082	24.600	24.696	1'36.410C	266,5	14:00'09.308
3	23.248	24.180	24.562	24.270	1'36.811C	260,8	14:01'46.119
4	23.359	23.734	24.751	25.078	1'35.551	261,4	14:03'21.670
5	23.311	23.664	24.217	24.311	1'35.551	261,4	14:05'12.593
6	8'58.798	23.887	24.561	39.164	1'50.923P	260,8	14:15'25.244
7	23.222	24.621	24.858	24.374	10'12.651CP		14:17'00.396
8	23.143	23.726	24.077	24.127	1'35.152	259,0	14:18'35.172
9	24.540	23.486	24.030	24.117	1'34.776	260,2	14:20'14.377
10	23.074	25.392	25.059	24.214	1'39.205	263,3	14:21'53.990
11	23.715	25.241	26.228	25.070	1'39.613	261,4	14:23'47.710
12	2'40.323	25.929	25.205	38.871	1'53.720P	264,6	14:27'42.329
13	23.603	24.549	24.681	25.066	3'54.619P		14:29'19.015
14	23.225	24.324	24.470	24.289	1'36.686C	251,8	14:30'53.928
15	25.465	23.454	24.023	24.211	1'34.913	257,7	14:32'32.348
16	23.392	23.948	24.227	24.780	1'38.420	258,4	14:34'11.477
17	23.101	25.479	24.761	25.497	1'39.129	262,7	14:35'47.536
		23.862	24.248	24.848	1'36.059	261,4	14:35'47.536

20° 77 D. AEGERTER (1'34.913)

Lap	Seg1	Seg2	Seg3	Seg4	Lap Time	km/h	Local Time
1		25.099	25.441	24.576			13:56'46.758
2	24.014	24.255	24.869	24.425	1'37.563	258,4	13:58'24.321
3	23.483	24.039	25.033	24.844	1'37.399C	257,1	14:00'01.720
4	23.464	23.692	25.206	25.595	1'37.957C	260,2	14:01'39.677
5	23.634	23.779	24.332	24.270	1'36.015	260,2	14:03'15.692
6	4'11.929	24.039	24.871	38.225	1'50.646P	259,0	14:10'32.442
7	23.570	23.738	24.117	24.336	1'35.761	253,0	14:12'08.203
8	23.570	23.658	24.284	24.199	1'35.711	254,2	14:13'43.914
9	24.486	24.804	28.234	24.348	1'41.872C	255,3	14:15'25.786
10	23.482	23.842	24.464	24.334	1'36.122	260,2	14:17'01.908
11	23.361	23.668	24.246	24.132	1'35.407	257,7	14:18'37.315
12	23.230	23.649	29.665	24.478	1'41.022	257,1	14:20'18.337
13	23.276	23.539	24.338	24.361	1'35.514	257,7	14:21'53.851
14	23.490	23.443	24.294	24.153	1'35.380	260,8	14:23'29.231
15	23.326	23.720	24.365	37.797	1'49.208P	258,4	14:25'18.439
16	2'56.793	25.775	25.229	24.642	4'12.439P		14:29'30.878
17	23.387	23.542	24.079	24.077	1'35.085	255,3	14:31'05.963
18	23.287	23.476	24.117	24.033	1'34.913	256,5	14:32'40.876
19	23.198	23.672	24.538	25.718	1'37.126	257,1	14:34'18.002
20	23.328	23.702	24.349	24.229	1'35.608	257,1	14:35'53.610

21° 70 J. WHATLEY (1'35.190)

Lap	Seg1	Seg2	Seg3	Seg4	Lap Time	km/h	Local Time
1		25.510	24.444	24.486	C		13:57'08.052
2	23.674	23.795	24.180	24.393	1'36.042	255,9	13:58'44.094
3	23.422	23.585	24.264	24.443	1'35.714C	255,3	14:00'19.808
4	23.319	23.561	24.307	26.513	1'37.700C	256,5	14:01'57.508

22° 25 O. KONIG (1'35.195)

Lap	Seg1	Seg2	Seg3	Seg4	Lap Time	km/h	Local Time
1		24.631	24.480	24.594			13:57'15.794
2	23.684	23.903	24.222	24.500	1'36.309	254,8	13:58'52.103
3	23.520	23.854	24.569	24.606	1'36.549C	254,2	14:00'28.652
4	23.390	23.699	24.470	24.605	1'36.164C	254,2	14:02'04.816
5	23.421	23.724	24.342	24.569	1'36.056	251,8	14:03'40.872
6	23.366	23.738	24.336	24.544	1'35.984	251,8	14:05'16.856
7	4'09.415	25.036	24.610	36.974	1'50.966P	251,3	14:07'07.822
8	23.730	24.382	24.483	24.466	5'22.746P		14:12'30.568
9	23.730	23.741	24.238	24.419	1'36.128	252,4	14:14'06.696
10	26.389	25.171	27.371	24.525	1'43.456C	253,6	14:15'50.152
11	23.284	23.606	24.036	24.269	1'35.195	255,9	14:17'25.347
12	23.771	24.009	24.433	38.577	1'50.790P	259,0	14:19'16.137
13	6'32.491	24.632	28.787	25.726	7'51.636P		14:27'07.773
14	23.526	25.723	24.359	24.468	1'38.076	252,4	14:28'45.849
15	24.030	27.502	25.299	24.528	1'41.359C	252,4	14:30'27.208
16	23.344	23.771	24.948	24.483	1'36.546	255,3	14:32'03.754
17	23.381	23.733	24.181	24.432	1'35.727	255,3	14:33'39.481
18	23.423	23.872	24.643	24.631	1'36.569	254,2	14:35'16.050

23° 6 C. PEROLARI (1'35.435)

Lap	Seg1	Seg2	Seg3	Seg4	Lap Time	km/h	Local Time
1		25.473	25.113	24.358			13:56'45.455
2	23.737	24.098	24.370	24.232	1'36.437	253,0	13:58'21.892
3	23.565	23.806	26.128	25.933	1'39.432C	254,8	14:00'01.324
4	23.336	23.700	25.646	25.237	1'37.919C	254,8	14:01'39.243
5	23.572	23.704	24.262	24.326	1'35.864	256,5	14:03'15.107
6	23.753	25.951	24.923	38.749	1'53.376P	253,6	14:05'08.483
7	7'18.773	24.266	24.704	24.366	8'32.109P		14:13'40.592
8	26.267	24.705	25.108	24.726	1'40.806C	249,5	14:15'21.398
9	23.564	23.764	24.233	25.524	1'37.085	255,9	14:16'58.483
10	23.629	24.060	24.517	24.305	1'36.511	257,1	14:18'34.994
11	23.477	23.598	24.201	24.161	1'35.437	254,2	14:20'10.431
12	25.886	29.935	25.320	39.620	2'00.761CP	253,0	14:22'11.192
13	3'36.792	24.744	24.799	24.466	4'50.801P		14:27'01.993
14	23.505	33.206	24.704	24.362	1'45.777	251,3	14:28'47.770
15	24.365	28.117	25.025	24.300	1'41.807C	253,0	14:30'29.577
16	23.357	23.727	24.216	24.135	1'35.435	254,8	14:32'05.012
17	29.418	24.530	24.680	24.438	1'43.066	254,2	14:33'48.078
18	23.476	23.836	26.746				254,2

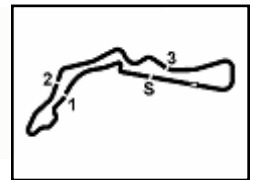
24° 24 M. RAMIREZ (1'35.552)

Lap	Seg1	Seg2	Seg3	Seg4	Lap Time	km/h	Local Time
1		25.967	25.679	25.249			13:56'48.745
2	24.155	24.302	24.617	24.612	1'37.686	251,3	13:58'26.431
3	23.667	24.011	25.160	24.664	1'37.502C	254,8	14:00'03.933

15/05/2026 P = Pits In/Out - C = Lap Time Cancelled

These data/results cannot be reproduced, stored and/or transmitted in whole or in part by any manner of electronic, mechanical, photocopying, recording, broadcasting or otherwise now known or herein after developed without the previous express consent by the copyright owner, except for reproduction in daily press and regular printed publications on sale to the public within 60 days of the event related to those data/results and always provided that copyright symbol appears together as follows below.

© DORNA WSBK ORGANIZATION Srl 2026



Autodrom Most 4.212 m

Czech Round, 15-17 May 2026
Chronological Analysis Tissot Superpole

5 / 6

3	23.819	23.803	25.999	25.591	1'39.212C	254,8	14:01'43.145	2	23.838	23.976	24.858	24.698	1'37.370C	257,1	14:00'17.333
4	23.680	24.142	24.646	24.460	1'36.928	251,8	14:03'20.073	3	23.511	23.877	24.708	26.888	1'38.984C	256,5	14:01'56.317
5	24.043	25.858	24.536	24.478	1'38.915	254,8	14:04'58.988	4	25.301	23.976	24.872	24.547	1'38.696	251,3	14:03'35.013
6	23.602	23.817	24.469	24.271	1'36.159	253,0	14:06'35.147	5	23.296	23.663	24.381	24.617	1'35.957	255,3	14:05'10.970
7	23.520	30.354	25.055	24.827	1'43.756	255,3	14:08'18.903	6	27.034	25.201	24.603	38.557	1'55.395CP	254,8	14:07'06.365
8	23.824	24.708	24.610	24.709	1'37.851C	252,4	14:09'56.754	7	5'45.974	26.169	24.888	24.717	7'01.748P		14:14'08.113
9	23.762	23.863	24.669	24.519	1'36.813	251,8	14:11'33.567	8	25.565	24.564	24.820	24.720	1'39.669C	253,6	14:15'47.782
10	23.518	23.937	24.387	24.485	1'36.327	252,4	14:13'09.894	9	23.436	23.884	24.561	24.616	1'36.497	254,2	14:17'24.279
11	24.763	26.175	24.848	24.581	1'40.367C	251,8	14:14'50.261	10	25.772	23.924	24.513	38.107	1'52.316P	253,0	14:19'16.595
12	25.251	25.096	26.203	41.633	1'58.183CP	253,6	14:16'48.444	11	6'12.241	24.199	24.814	24.582	7'25.836P		14:26'42.431
13	7'44.295	26.741	25.142	24.451	9'00.629CP		14:25'49.073	12	23.194	23.880	24.576	24.672	1'36.322C	257,1	14:28'18.753
14	23.580	23.703	24.143	24.126	1'35.552	253,0	14:27'24.625	13	23.336	23.713	24.324	24.458	1'35.831	253,6	14:29'54.584
15	23.218					255,9		14	23.373	23.775	24.308	24.592	1'36.048	257,1	14:31'30.632
								15	23.899	28.792	25.410	26.430	1'44.531	255,9	14:33'15.163
								16	28.423	24.327	24.470	24.540	1'41.760C	253,6	14:34'56.923
								17	23.403	23.800	24.430	24.470	1'36.103	257,7	14:36'33.026

25° 10 L. TACCINI [1'35.608]

Lap	Seg1	Seg2	Seg3	Seg4	Lap Time	km/h	Local Time
		25.309	25.200	24.570			13:56'45.807
1	23.672	23.993	24.471	24.476	1'36.612	257,1	13:58'22.419
2	23.448	23.802	25.709	25.484	1'38.443C	259,6	14:00'00.862
3	23.236	23.684	25.269	25.651	1'37.840C	260,8	14:01'38.702
4	23.320	23.695	24.238	24.355	1'35.608	258,4	14:03'14.310
5	23.320	24.601	24.857	39.011	1'51.789P	257,7	14:05'06.099
6	8'26.854	28.163	26.267	26.646	9'47.930CP		14:14'54.029
7	23.916	39.616	26.912	24.972	1'55.416	251,8	14:16'49.445
8	23.311	23.778	24.395	24.612	1'36.096	257,1	14:18'25.541
9	25.943	24.662	25.139	24.765	1'40.509C	254,8	14:20'06.050
10	23.310	23.986	24.233	24.401	1'35.930	259,0	14:21'41.980
11	23.907	24.403	24.554	37.186	1'50.050CP	255,9	14:23'32.030
12	2'56.198	24.517	24.682	25.045	4'10.442P		14:27'42.472
13	23.603	24.355	24.452	24.367	1'36.777C	251,8	14:29'19.249
14	23.282	23.787	24.324	24.441	1'35.834	259,0	14:30'55.083
15	23.787	24.153	24.260	24.176	1'36.376	257,7	14:32'31.459
16	23.612	24.074	24.674	25.630	1'37.990	259,0	14:34'09.449
17	23.940	23.975	25.201	25.039	1'38.155C	260,2	14:35'47.604

26° 31 Y. OKAMOTO [1'35.649]

Lap	Seg1	Seg2	Seg3	Seg4	Lap Time	km/h	Local Time
		25.284	24.673	24.436			13:56'43.191
1	23.754	24.251	24.364	24.192	1'36.561	251,3	13:58'19.752
2	23.660	23.848	25.067	24.596	1'37.171C	254,2	13:59'56.923
3	23.776	23.973	25.717	25.057	1'38.523C	249,0	14:01'35.446
4	23.769	24.063	24.148	24.418	1'36.398	247,9	14:03'11.844
5	24.100	24.720	28.878	26.532	1'44.230	249,5	14:04'56.074
6	23.911	24.747	25.344	24.727	1'38.729	256,5	14:06'34.803
7	23.645	28.837	24.531	24.586	1'41.599	247,9	14:08'16.402
8	23.749	23.988	24.096	24.444	1'36.277	247,9	14:09'52.679
9	23.679	23.919	24.257	24.611	1'36.466	247,3	14:11'29.145
10	24.990	25.382	26.951	40.355	1'57.678P	246,7	14:13'26.823
11	6'57.141	24.467	24.520	24.470	8'10.598P		14:21'37.421
12	23.727	23.719	24.158	24.095	1'35.699	245,6	14:23'13.120
13	23.814	24.484	24.968	24.350	1'37.616	249,5	14:24'50.736
14	23.649	23.743	24.145	24.202	1'35.739	248,4	14:26'26.475
15	23.801	27.428	27.746	25.628	1'44.603	247,9	14:28'11.078
16	23.692	24.044	25.569	24.379	1'37.684	247,3	14:29'48.762
17	23.481	23.660	24.313	24.195	1'35.649	251,8	14:31'24.411
18	27.724	31.132	25.127	24.851	1'48.834C	252,4	14:33'13.245
19	23.563	23.753	24.240	24.301	1'35.857	250,1	14:34'49.102
20	23.880	24.160	24.678	24.601	1'37.319	249,5	14:36'26.421

27° 91 B. JIMENEZ [1'35.831]

Lap	Seg1	Seg2	Seg3	Seg4	Lap Time	km/h	Local Time
		25.102	25.384	25.464			13:57'02.891
1	23.921	24.016	24.595	24.540	1'37.072	256,5	13:58'39.963

28° 20 X. CARDELUS [1'35.892]

Lap	Seg1	Seg2	Seg3	Seg4	Lap Time	km/h	Local Time
		25.408	26.061	25.456			13:57'02.518
1	23.751	23.923	24.345	24.513	1'36.532	250,1	13:58'39.050
2	23.471	23.831	25.113	24.690	1'37.105C	250,1	14:00'16.155
3	23.567	23.945	24.733	28.038	1'40.283C	250,7	14:01'56.438
4	23.923	24.028	24.614	39.629	1'52.194P	251,8	14:03'48.632
5	5'11.556	24.762	24.741	24.586	6'25.645P		14:10'14.277
6	23.596	23.696	24.441	24.493	1'36.226	244,5	14:11'50.503
7	23.143	24.331	25.000	24.575	1'37.049C	246,7	14:13'27.552
8	24.916	24.647	24.727	24.638	1'38.928C	246,7	14:15'06.480
9	23.594	28.411	26.142	24.965	1'43.112	247,3	14:16'49.592
10	23.452	23.759	24.242	24.439	1'35.892	255,9	14:18'25.484
11	24.157	31.838	25.974	37.647	1'59.616CP	246,7	14:20'25.100
12	5'02.663	24.187	25.125	26.656	6'18.631P		14:26'43.731
13	23.611	23.853	24.442	24.326	1'36.232	250,1	14:28'19.963
14	1'44.634	34.894	32.438	43.416	3'35.382P	250,7	14:31'55.345
15	1'03.244	24.980	24.846	24.580	2'17.650CP		14:34'12.995
16	23.621	24.007	24.348	24.491	1'36.467	250,1	14:35'49.462

29° 88 A. GIOMBINI [1'36.096]

Lap	Seg1	Seg2	Seg3	Seg4	Lap Time	km/h	Local Time
		26.154	25.648	25.171			13:56'54.404
1	24.033	24.526	24.746	24.830	1'38.135	253,6	13:58'32.539
2	23.654	24.264	24.907	24.569	1'37.394C	254,8	14:00'09.933
3	23.579	24.033	24.757	24.484	1'36.853C	257,1	14:01'46.786
4	23.544	24.056	24.600	24.666	1'36.866	257,1	14:03'23.652
5	27.215	27.000	26.937	42.989	2'04.141CP	254,2	14:05'27.793
6	8'32.310	28.170	27.432	24.878	9'52.790CP		14:15'20.583
7	23.572	37.461	30.355	27.257	1'58.645	257,1	14:17'19.228
8	23.837	24.256	24.507	24.477	1'37.077	253,6	14:18'56.305
9	23.455	23.983	24.342	24.535	1'36.315	255,3	14:20'32.620
10	23.439	23.947	24.311	24.480	1'36.177	254,8	14:22'08.797
11	25.845	25.259	25.586	38.419	1'55.109CP	254,2	14:24'03.906
12	4'43.239	26.360	24.939	24.612	5'59.150CP		14:30'03.056
13	23.569	23.897	24.338	24.292	1'36.096	255,3	14:31'39.152
14	23.342	23.829	24.771	26.685	1'38.627	257,1	14:33'17.779
15	23.488	24.092	24.768	24.402	1'36.750	259,6	14:34'54.529
16	23.784	30.570	25.985	24.989	1'45.328	255,9	14:36'39.857

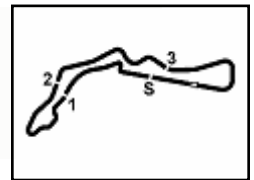
30° 73 J. CRETARD [1'36.634]

Lap	Seg1	Seg2	Seg3	Seg4	Lap Time	km/h	Local Time
		26.204	25.546	24.849			13:56'54.519
1	24.356	24.203	24.916	24.706	1'38.181	257,1	13:58'32.700
2	24.074	24.057	24.841	24.527	1'37.499C	259,0	14:00'10.199
3	23.800	23.898	24.801	24.861	1'37.360C	260,2	14:01'47.559

15/05/2026 P = Pits In/Out - C = Lap Time Cancelled

These data/results cannot be reproduced, stored and/or transmitted in whole or in part by any manner of electronic, mechanical, photocopying, recording, broadcasting or otherwise now known or herein after developed without the previous express consent by the copyright owner, except for reproduction in daily press and regular printed publications on sale to the public within 60 days of the event related to those data/results and always provided that copyright symbol appears together as follows below.

© DORNA WSBK ORGANIZATION Srl 2026



Czech Round, 15-17 May 2026
Chronological Analysis Tissot Superpole

4	23.810	23.886	24.668	24.513	1'36.877	255,9	14:03'24.436
5	23.628	23.852	24.607	24.547	1'36.634	255,9	14:05'01.070
6	23.692	23.835	24.709	24.713	1'36.949	254,2	14:06'38.019
7	24.026	27.461	25.944	41.417	1'58.848P	252,4	14:08'36.867
8	8'26.936	36.793	43.086	25.480	10'12.295P		14:18'49.162
9	23.995	24.070	24.919	24.550	1'37.534	249,5	14:20'26.696
10	23.794	24.007	24.881	24.760	1'37.442	254,2	14:22'04.138
11	23.885	24.146	24.960	24.876	1'37.867	251,8	14:23'42.005
12	23.943	24.123	26.153	39.260	1'53.479P	251,8	14:25'35.484
13	3'52.956	25.326	28.294	28.995	5'15.571CP		14:30'51.055
14	24.786	24.636	25.347	25.086	1'39.855	249,5	14:32'30.910
15	24.103	24.097	25.012	25.286	1'38.498	247,9	14:34'09.408
16	24.068	24.257	25.745	25.070	1'39.140	253,6	14:35'48.548

31° 22 A. CARRASCO [1'36.703]

Lap	Seg1	Seg2	Seg3	Seg4	Lap Time	km/h	Local Time
		25.994	25.159	24.641			13:56'46.442
1	24.078	24.485	25.105	24.532	1'38.200	254,2	13:58'24.642
2	23.700	24.119	25.608	24.704	1'38.131C	255,3	14:00'02.773
3	24.007	24.282	26.345	25.913	1'40.547C	253,6	14:01'43.320
4	23.730	24.222	24.780	24.578	1'37.310	254,2	14:03'20.630
5	23.722	24.185	24.649	24.489	1'37.045	255,9	14:04'57.675
6	23.970	24.105	24.651	24.681	1'37.407	250,7	14:06'35.082
7	23.946	29.067	25.145	39.120	1'57.278P	250,1	14:08'32.360
8	4'47.231	27.239	25.513	25.181	6'05.164P		14:14'37.524
9	24.345	24.430	25.650	24.876	1'39.301	249,0	14:16'16.825
10	23.982	24.686	24.964	24.871	1'38.503	250,7	14:17'55.328
11	23.968	24.399	24.819	39.119	1'52.305P	249,5	14:19'47.633
12	5'40.553	24.360	25.042	24.418	6'54.373P		14:26'42.006
13	23.793	24.058	24.734	24.397	1'36.982	251,8	14:28'18.988
14	23.674	24.001	24.640	24.388	1'36.703	256,5	14:29'55.691
15	23.707	24.150	24.794	24.562	1'37.213	253,0	14:31'32.904
16	25.622	25.297	25.414	25.576	1'41.909C	253,6	14:33'14.813
17	24.097	29.536	25.056	24.718	1'43.407	249,0	14:34'58.220
18	23.713	24.486	25.297	24.745	1'38.241	255,9	14:36'36.461

32° 54 R. ROSSI [1'36.727]

Lap	Seg1	Seg2	Seg3	Seg4	Lap Time	km/h	Local Time
		25.353	25.846	28.449			13:58'05.315
1	23.965	24.416	25.161	25.415	1'38.957C	253,6	13:59'44.272
2	23.923	24.435	25.264	24.907	1'38.529C	251,8	14:01'22.801
3	23.855	24.178	24.810	24.900	1'37.743	250,7	14:03'00.544
4	24.074	24.045	24.664	24.722	1'37.505	249,5	14:04'38.049
5	24.797	25.249	25.522	39.081	1'54.649CP	250,7	14:06'32.698
6	7'27.814	27.406	26.051	25.670	8'46.941CP		14:15'19.639
7	28.259	25.559	24.730	24.588	1'43.136C	254,2	14:17'02.775
8	23.599	23.963	24.640	24.649	1'36.851	255,3	14:18'39.626
9	23.739	23.910	24.565	24.577	1'36.791	253,6	14:20'16.417
10	27.127	25.095	25.548	38.999	1'56.769CP	255,3	14:22'13.186
11	6'33.463	25.095	27.108	24.904	7'50.570CP		14:30'03.756
12	23.668	24.046	24.520	24.493	1'36.727	255,9	14:31'40.483
13	23.610	26.792	25.377	24.870	1'40.649	255,9	14:33'21.132
14	24.226	24.572	24.784	24.707	1'38.289	254,2	14:34'59.421
15	23.518	23.985	24.912	24.846	1'37.261	255,9	14:36'36.682

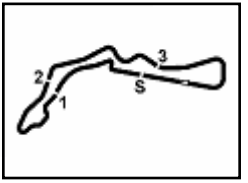
33° 40 M. CASADEI

Lap	Seg1	Seg2	Seg3	Seg4	Lap Time	km/h	Local Time
		24.443	24.433	24.512			13:57'59.064
1	23.995	23.638				252,4	

15/05/2026 P = Pits In/Out - C = Lap Time Cancelled

These data/results cannot be reproduced, stored and/or transmitted in whole or in part by any manner of electronic, mechanical, photocopying, recording, broadcasting or otherwise now known or herein after developed without the previous express consent by the copyright owner, except for reproduction in daily press and regular printed publications on sale to the public within 60 days of the event related to those data/results and always provided that copyright symbol appears together as follows below.

© DORNA WSBK ORGANIZATION Srl 2026

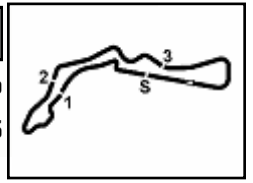

Czech Round, 15-17 May 2026
Best Laps & Speeds

No.	Rider Bike	Nat	Best Lap		FP		SP												
			LL	SPD	LL	SPD	LL	SPD											
1	61 C. ONCU Yamaha YZF-R9	TUR	1'33.802 41 263,9		1'34.719 21 260,2		1'33.802 20 263,9												
2	94 L. MAHIAS Yamaha YZF-R9	FRA	1'33.852 34 259,0		1'35.293 18 259,0		1'33.852 16 255,3												
3	53 V. DEBISE ZXMOTO 820RR	FRA	1'33.884 35 262,7		1'34.389 17 262,7		1'33.884 18 260,2												
4	75 A. ARENAS Yamaha YZF-R9	ESP	1'33.897 37 263,9		1'35.979 20 258,4		1'33.897 17 263,9												
5	32 D. BAYLISS Triumph Street Triple 765 RS	AUS	1'33.991 37 262,7		1'35.071 20 262,1		1'33.991 17 262,7												
6	37 R. GARCIA Yamaha YZF-R9	ESP	1'34.125 39 258,4		1'34.962 20 258,4		1'34.125 19 255,9												
7	69 T. BOOTH-AMOS Triumph Street Triple 765 RS	GBR	1'34.198 36 262,7		1'35.435 19 262,7		1'34.198 17 258,4												
8	57 A. MAHENDRA Yamaha YZF-R9	INA	1'34.215 16 260,2				1'34.215 16 260,2												
9	43 S. JESPERSEN Ducati Panigale V2	DEN	1'34.265 39 263,9		1'35.458 20 262,7		1'34.265 19 263,9												
10	64 F. CARICASULO ZXMOTO 820RR	ITA	1'34.294 34 259,6		1'35.011 16 259,6		1'34.294 18 259,6												
11	52 J. ALCOBA Kawasaki ZX-6R 636	ESP	1'34.341 34 260,8		1'35.293 19 260,8		1'34.341 15 260,2												
12	5 J. MASIA Ducati Panigale V2	ESP	1'34.510 36 261,4		1'34.755 18 260,2		1'34.510 18 261,4												
13	11 M. FERRARI Ducati Panigale V2	ITA	1'34.605 39 264,6		1'35.044 19 264,6		1'34.605 20 263,9												
14	50 D. VOSTATEK Triumph Street Triple 765 RS	CZE	1'34.657 39 263,9		1'34.753 20 263,9		1'34.657 19 256,5												
15	7 F. FARIOLI Yamaha YZF-R9	ITA	1'34.675 43 258,4		1'35.161 24 258,4		1'34.675 19 257,1												
16	65 P. OETTL Ducati Panigale V2	GER	1'34.722 28 260,2		1'35.937 14 260,2		1'34.722 14 260,2												
17	3 R. DE ROSA QJMOTOR SRK 800 RS	ITA	1'34.736 39 257,7		1'36.035 20 257,1		1'34.736 19 257,7												
18	19 A. KOFLER Yamaha YZF-R9	AUT	1'34.765 36 257,1		1'36.564 20 253,6		1'34.765 16 257,1												
19	16 A. ZACCONE Ducati Panigale V2	ITA	1'34.776 36 266,5		1'35.888 19 261,4		1'34.776 17 266,5												
20	77 D. AEGERTER Kawasaki ZX-6R 636	SUI	1'34.913 37 260,8		1'36.198 17 259,0		1'34.913 20 260,8												
21	70 J. WHATLEY Ducati Panigale V2	GBR	1'35.190 36 262,7		1'35.725 18 262,7		1'35.190 18 259,6												
22	25 D. KONIG Triumph Street Triple 765 RS	CZE	1'35.195 38 259,0		1'36.192 21 259,0		1'35.195 17 259,0												
23	6 C. PEROLARI Honda CBR600RR	FRA	1'35.435 27 259,0		1'36.148 11 259,0		1'35.435 16 257,1												
24	24 M. RAMIREZ QJMOTOR SRK 800 RS	ESP	1'35.552 30 256,5		1'37.537 16 256,5		1'35.552 14 255,9												
25	10 L. TACCINI Ducati Panigale V2	ITA	1'35.608 33 262,1		1'36.627 16 262,1		1'35.608 17 260,8												

15/05/2026

These data/results cannot be reproduced, stored and/or transmitted in whole or in part by any manner of electronic, mechanical, photocopying, recording, broadcasting or otherwise now known or herein after developed without the previous express consent by the copyright owner, except for reproduction in daily press and regular printed publications on sale to the public within 60 days of the event related to those data/results and always provided that copyright symbol appears together as follows below.

© DORNA WSBK ORGANIZATION Srl 2026



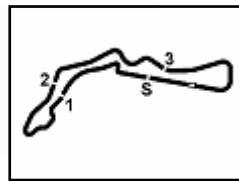
Czech Round, 15-17 May 2026
Best Laps & Speeds

No.	Rider Bike	Nat	Best Lap		FP		SP							
			LL	SPD	LL	SPD	LL	SPD						
26	31 Y. OKAMOTO Yamaha YZF-R9	JPN	1'35.649 41	259,0	1'36.372 21	259,0	1'35.649 20	256,5						
27	91 B. JIMENEZ Ducati Panigale V2	ESP	1'35.831 38	262,1	1'36.163 21	262,1	1'35.831 17	257,7						
28	20 X. CARDELUS Yamaha YZF-R9	AND	1'35.870 34	257,7	1'35.870 18	257,7	1'35.892 16	255,9						
29	40 M. CASADEI Ducati Panigale V2	ITA	1'36.059 16	259,0	1'36.059 16	259,0	252,4							
30	88 A. GIOMBINI MV Agusta F3 800 RR	ITA	1'36.096 33	259,6	1'37.764 17	259,6	1'36.096 16	259,6						
31	73 J. CRETARO MV Agusta F3 800 RR	ITA	1'36.634 35	260,2	1'38.352 19	254,2	1'36.634 16	260,2						
32	22 A. CARRASCO Honda CBR600RR	ESP	1'36.703 35	256,5	1'37.853 17	254,8	1'36.703 18	256,5						
33	54 R. ROSSI Ducati Panigale V2	ITA	1'36.727 36	260,2	1'37.667 21	260,2	1'36.727 15	255,9						

15/05/2026

These data/results cannot be reproduced, stored and/or transmitted in whole or in part by any manner of electronic, mechanical, photocopying, recording, broadcasting or otherwise now known or herein after developed without the previous express consent by the copyright owner, except for reproduction in daily press and regular printed publications on sale to the public within 60 days of the event related to those data/results and always provided that copyright symbol appears together as follows below.

© DORNA WSBK ORGANIZATION Srl 2026

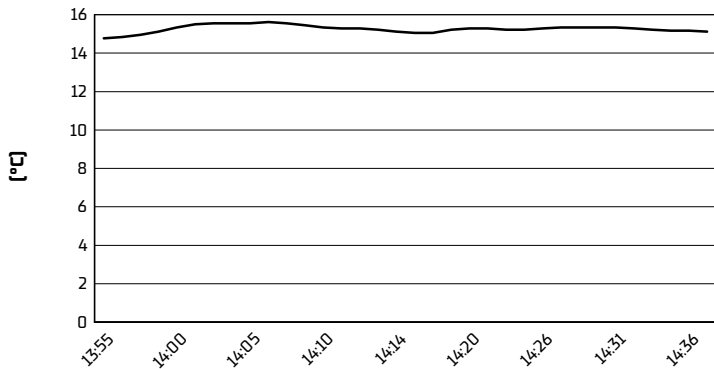


Autodrom Most 4.212 m

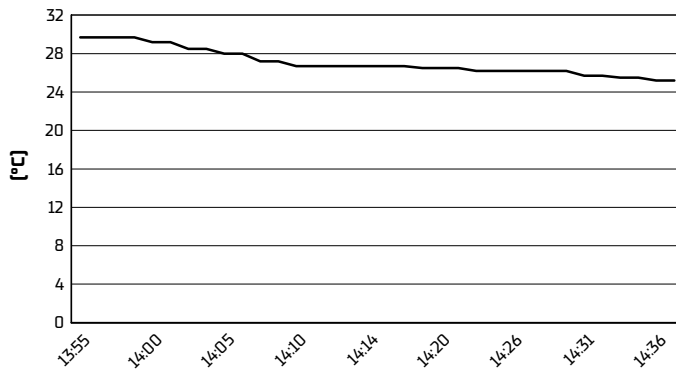
Czech Round, 15-17 May 2026
Weather Report Tissot Superpole

Session started 13:55 - Session ended 14:37


Air Temperature



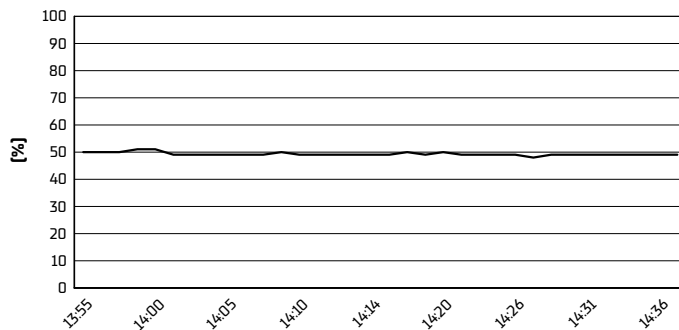
Track Temperature



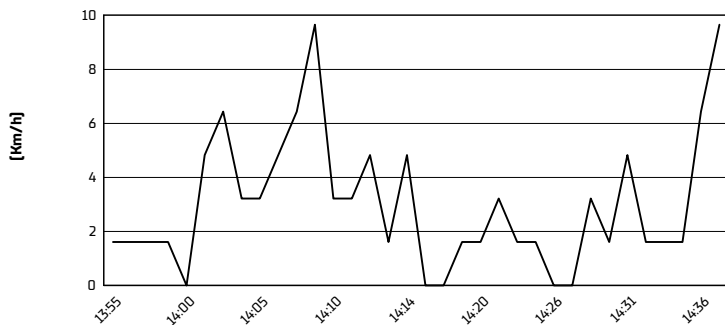
Air Pressure



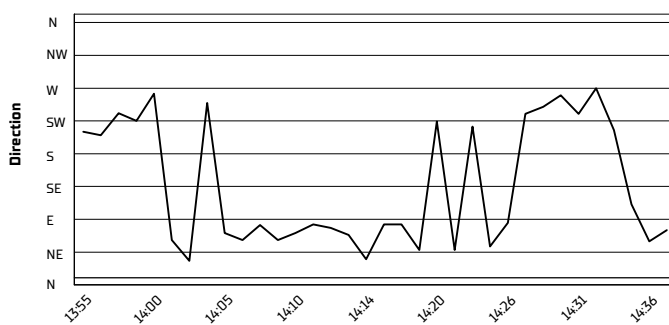
Humidity



Wind Speed



Wind Direction



15/05/2026
These data/results cannot be reproduced, stored and/or transmitted in whole or in part by any manner of electronic, mechanical, photocopying, recording, broadcasting or otherwise now known or herein after developed without the previous express consent by the copyright owner, except for reproduction in daily press and regular printed publications on sale to the public within 60 days of the event related to those data/results and always provided that copyright symbol appears together as follows below.
© DORNA WSBK ORGANIZATION Srl 2026

Czech Round, 15-17 May 2026
Tissot Superpole Winners

	2023	2024	2025	2026
01 Phillip Island	Manzi (Ita) Yam 1'32.814 (172,4 Km/h)	Huertas (Esp) Duc 1'31.407 (175,1 Km/h)	Bendsneyder (Ned) MvA 1'32.310 (173,4 Km/h)	Masia (Esp) Duc 1'32.115 (173,7 Km/h)
02 Portimao	Bulega (Ita) Duc 1'42.769 (160,9 Km/h)	Huertas (Esp) Duc 1'43.352 (160,0 Km/h)	Oncu (Tur) Yam 1'42.944 (160,6 Km/h)	Oncu (Tur) Yam 1'42.670 (161,0 Km/h)
03 Assen	Bulega (Ita) Duc 1'36.900 (168,7 Km/h)	Manzi (Ita) Yam 1'45.203 (155,4 Km/h)	Oncu (Tur) Yam 1'36.184 (170,0 Km/h)	Mahias (Fra) Yam 1'36.490 (169,5 Km/h)
04 Balaton			Bendsneyder (Ned) MvA 1'42.799 (142,7 Km/h)	Arenas (Esp) Yam 1'42.050 (143,8 Km/h)
05 Most	Bulega (Ita) Duc 1'34.479 (160,5 Km/h)	Montella (Ita) Duc 1'34.126 (161,1 Km/h)	Mahias (Fra) Yam 1'38.143 (154,5 Km/h)	Oncu (Tur) Yam 1'35.802 (161,7 Km/h)
06 Aragon	Bulega (Ita) Duc 1'52.306 (162,7 Km/h)	Huertas (Esp) Duc 1'52.932 (161,8 Km/h)	Casadei (Ita) MvA 1'52.257 (162,8 Km/h)	
07 Misano	Bulega (Ita) Duc 1'36.495 (151,5 Km/h)	Montella (Ita) Duc 1'36.876 (150,9 Km/h)	Masia (Esp) Duc 1'37.119 (150,5 Km/h)	
08 Donington	Bulega (Ita) Duc 1'29.323 (162,0 Km/h)	Huertas (Esp) Duc 1'28.322 (163,9 Km/h)	Manzi (Ita) Yam 1'29.450 (161,8 Km/h)	
09 Magny-Cours	Bulega (Ita) Duc 1'40.074 (158,7 Km/h)	Huertas (Esp) Duc 1'39.705 (159,3 Km/h)	Oncu (Tur) Yam 1'39.442 (159,7 Km/h)	
10 Cremona		Huertas (Esp) Duc 1'31.478 (148,3 Km/h)	Caricasulo (Ita) MvA 1'31.728 (147,9 Km/h)	
11 Estoril		Montella (Ita) Duc 1'41.318 (148,6 Km/h)	Oncu (Tur) Yam 1'39.608 (151,1 Km/h)	
12 Jerez	Bulega (Ita) Duc 1'41.823 (156,4 Km/h)	Huertas (Esp) Duc 1'42.115 (155,9 Km/h)	Casadei (Ita) MvA 1'41.959 (156,2 Km/h)	

2026

- 2 C. Oncu
- 1 J. Masia
- 1 L. Mahias
- 1 A. Arenas

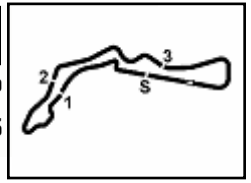
ALL TIMES

- | | | | |
|-------------------|-------------------|-------------------|-----------------------|
| 34 K. Sofuoglu | 5 P. Jacobsen | 2 J. Masia | 1 C. Perolari |
| 24 J. Cluzel | 5 C. Vermeulen | 2 M. Pirro | 1 P. Riba |
| 22 S. Charpentier | 4 R. Krummenacher | 2 L. Scassa | 1 S. Sanna |
| 17 B. Parkes | 4 R. Xaus | 2 K. Smith | 1 L. Stapleford |
| 15 K. Muggeridge | 3 S. Cortese | 2 J. Teuchert | 1 J. Van Den Goorberg |
| 14 F. Foret | 3 K. Curtain | 2 N. Tuuli | 1 J. Whitham |
| 14 S. Lowes | 3 J. Lascorz | 2 M. van der Mark | |
| 13 F. Caricasulo | 3 I. MacPherson | 1 A. Arenas | |
| 11 D. Aegerter | 3 S. Manzi | 1 L. Bernardi | |
| 10 N. Bulega | 3 Y. Montella | 1 K. Coghlan | |
| 10 C. Crutchlow | 3 A. Pitt | 1 C. Davies | |
| 10 L. Mahias | 3 D. Salom | 1 M. Fabrizio | |
| 8 A. Huertas | 2 L. Baldassarri | 1 T. Gradinger | |
| 7 A. Locatelli | 2 B. Bendsneyder | 1 C. Jones | |
| 6 S. Chambon | 2 P. Bontempi | 1 C. Kellner | |
| 6 E. Laverty | 2 M. Casadei | 1 F. Marino | |
| 6 C. Oncu | 2 M. Gonzalez | 1 M. Meregalli | |
| 5 P. Casoli | 2 V. Guareschi | 1 S. Morais | |
| 5 K. Fujiwara | 2 M. Lagrive | 1 P. Oetli | |

15/05/2026

These data/results cannot be reproduced, stored and/or transmitted in whole or in part by any manner of electronic, mechanical, photocopying, recording, broadcasting or otherwise now known or herein after developed without the previous express consent by the copyright owner, except for reproduction in daily press and regular printed publications on sale to the public within 60 days of the event related to those data/results and always provided that copyright symbol appears together as follows below.

© DORNA WSBK ORGANIZATION Srl 2026



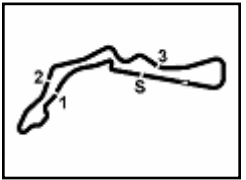
Czech Round, 15-17 May 2026
Tissot Superpole Award

	Points	Points From First	Points From Previous	February 22 PHILLIP ISLAND	March 29 PORTIMAO	April 19 ASSEN	May 3 BALATON	May 17 MOST	May 31 ARAGON	June 14 MISANO	July 12 DONINGTON	September 6 MAGNY-COURS	September 27 CREMONA	October 11 ESTORIL	October 18 JEREZ				
1 ONCU Can (TUR)	44			6	12	5	9	12											
2 DEBISE Valentin (FRA)	36	8		7	9	9	4	7											
3 ARENAS Albert (ESP)	34	10	2	3	6	7	12	6											
4 MAHIAS Lucas (FRA)	28	16	6		7	12		9											
5 MASIA Jaume (ESP)	17	27	11	12	4	1													
6 BAYLISS Dli (AUS)	14	30	3	9				5											
7 BOOTH-AMOS Tom (GBR)	14	30	0	5		6		3											
8 OETTL Philipp (GER)	11	33	3	4	5	2													
9 FERRARI Matteo (ITA)	9	35	2	2			7												
10 GARCIA Roberto (ESP)	9	35	0		2		3	4											
11 JESPERSEN Simon (DEN)	7	37	2				6	1											
12 FARIOLI Filippo (ITA)	5	39	2				5												
13 ZACCONE Alessandro (ITA)	4	40	1			4													
14 CASADEI Mattia (ITA)	3	41	1			3													
15 PEROLARI Corentin (FRA)	3	41	0		3														
16 MAHENDRA Aldi (INA)	2	42	1					2											
17 ALCOBA Jeremy (ESP)	2	42	0				2												
18 CARICASULO Federico (ITA)	2	42	0		1		1												
19 VOSTATEK Ondrej (CZE)	1	43	1	1															

15/05/2026 Odd points columns: Tissot Superpole Even points columns: Tissot Superpole Race

These data/results cannot be reproduced, stored and/or transmitted in whole or in part by any manner of electronic, mechanical, photocopying, recording, broadcasting or otherwise now known or herein after developed without the previous express consent by the copyright owner, except for reproduction in daily press and regular printed publications on sale to the public within 60 days of the event related to those data/results and always provided that copyright symbol appears together as follows below.

© DORNA WSBK ORGANIZATION Srl 2026



Autodrom Most 4.212 m

Czech Round, 15-17 May 2026

Provisional Starting Grid - Race 1 (19 Laps x 4,212 km = 80,028 km)

1	1	61 ONCU C. Yamaha 1'33.802	2	94 MAHIAS L. Yamaha 1'33.852	3	75 ARENAS A. Yamaha 1'33.897
2	4	32 BAYLISS O. Triumph 1'33.991	5	37 GARCIA R. Yamaha 1'34.125	6	53 DEBISE V. ZXMOTO 1'33.884
3	7	69 BOOTH-AMOS T. Triumph 1'34.198	8	57 MAHENDRA A. Yamaha 1'34.215	9	43 JESPERSEN S. Ducati 1'34.265
4	10	64 CARICASULO F. ZXMOTO 1'34.294	11	5 MASIA J. Ducati 1'34.510	12	11 FERRARI M. Ducati 1'34.605
5	13	50 VOSTATEK O. Triumph 1'34.657	14	7 FARIOLI F. Yamaha 1'34.675	15	65 OETTL P. Ducati 1'34.722
6	16	3 DE ROSA R. QJMOTOR 1'34.736	17	52 ALCOBA J. Kawasaki 1'34.341	18	16 ZACCONE A. Ducati 1'34.776
7	19	70 WHATLEY J. Ducati 1'35.190	20	25 KONIG O. Triumph 1'35.195	21	6 PEROLARI C. Honda 1'35.435
8	22	24 RAMIREZ M. QJMOTOR 1'35.552	23	10 TACCINI L. Ducati 1'35.608	24	19 KOFLER A. Yamaha 1'34.765
9	25	31 OKAMOTO Y. Yamaha 1'35.649	26	77 AEGERTER D. Kawasaki 1'34.913	27	91 JIMENEZ B. Ducati 1'35.831
10	28	20 CARDELUS X. Yamaha 1'35.892	29	88 GIOMBINI A. MV Agusta 1'36.096	30	73 CRETARO J. MV Agusta 1'36.634
11	31	22 CARRASCO A. Honda 1'36.703	32	54 ROSSI R. Ducati 1'36.727	33	40 CASADEI M. Ducati

N.40 [Casadei M] is allowed to start the race according to Art. 115.6 [FP]
 N.53 [Debise V.] has been demoted by 3 grid positions - Slow on racing line during Free Practice
 N.77 [Aegerter D.] has been demoted by 6 grid positions - Slow sectors during Free Practice
 N.19 [Kofler A.] has been demoted by 6 grid positions - Slow sectors during Superpole
 N.52 [Alcoba J.] has been demoted by 6 grid positions - Slow sectors during Superpole

15/05/2026 The Race Director: **Stefano Carloia**

* = Penalized

These data/results cannot be reproduced, stored and/or transmitted in whole or in part by any manner of electronic, mechanical, photocopying, recording, broadcasting or otherwise now known or herein after developed without the previous express consent by the copyright owner, except for reproduction in daily press and regular printed publications on sale to the public within 60 days of the event related to those data/results and always provided that copyright symbol appears together as follows below. © DORNA WSBK ORGANIZATION Srl 2026