

**Czech Round, 15-17 May 2026**  
**Results Warm Up 1**

No.	Rider	Nat	Team	Bike	Class	Time	Gap	Rel.	Laps	Speed	
										Avg	Max
1	<b>53</b> V. <b>DEBISE</b>	FRA	EASTROC ZXMMOTO Evan Bros Factory	ZXMOTO 820RR		<b>1'34.744</b>			6	160,044	<b>257,7</b>
2	<b>5</b> J. <b>MASIA</b>	ESP	Orelac Racing Verdnatura	Ducati Panigale V2		<b>1'34.944</b>	0.200	0.200	5	159,707	<b>260,8</b>
3	<b>75</b> A. <b>ARENAS</b>	ESP	AS BLU CRU Racing Team	Yamaha YZF-R9		<b>1'34.955</b>	0.211	0.011	5	159,688	<b>257,7</b>
4	<b>61</b> C. <b>ONCU</b>	TUR	Pata Yamaha Ten Kate Racing	Yamaha YZF-R9		<b>1'35.066</b>	0.322	0.111	6	159,502	<b>250,7</b>
5	<b>16</b> A. <b>ZACCONE</b>	ITA	Ecosantagata Althea Racing Team	Ducati Panigale V2		<b>1'35.070</b>	0.326	0.004	6	159,495	<b>259,0</b>
6	<b>64</b> F. <b>CARICASULO</b>	ITA	EASTROC ZXMMOTO Evan Bros Factory	ZXMOTO 820RR		<b>1'35.288</b>	0.544	0.218	6	159,130	<b>255,3</b>
7	<b>37</b> R. <b>GARCIA</b>	ESP	GMT94 Yamaha	Yamaha YZF-R9		<b>1'35.354</b>	0.610	0.066	5	159,020	<b>259,6</b>
8	<b>70</b> J. <b>WHATLEY</b>	GBR	Orelac Racing Verdnatura	Ducati Panigale V2		<b>1'35.358</b>	0.614	0.004	5	159,013	<b>261,4</b>
9	<b>69</b> T. <b>BOOTH-AMOS</b>	GBR	PTR Triumph Factory Racing	Triumph Street Triple 765 RS		<b>1'35.365</b>	0.621	0.007	5	159,002	<b>254,8</b>
10	<b>57</b> A. <b>MAHENDRA</b>	INA	AS BLU CRU Racing Team	Yamaha YZF-R9		<b>1'35.394</b>	0.650	0.029	5	158,953	<b>253,0</b>
11	<b>11</b> M. <b>FERRARI</b>	ITA	WRP Racing	Ducati Panigale V2		<b>1'35.453</b>	0.709	0.059	5	158,855	<b>258,4</b>
12	<b>65</b> P. <b>DETTL</b>	GER	Feel Racing WorldSSP Team	Ducati Panigale V2		<b>1'35.699</b>	0.955	0.246	5	158,447	<b>258,4</b>
13	<b>7</b> F. <b>FARIOLI</b>	ITA	VFT Racing Yamaha	Yamaha YZF-R9		<b>1'35.721</b>	0.977	0.022	6	158,410	<b>254,8</b>
14	<b>50</b> O. <b>VOSTATEK</b>	CZE	Compos Racing Team	Triumph Street Triple 765 RS		<b>1'35.886</b>	1.142	0.165	5	158,138	<b>255,3</b>
15	<b>6</b> C. <b>PEROLARI</b>	FRA	Honda Racing World Supersport	Honda CBR600RR	*	<b>1'35.977</b>	1.233	0.091	6	157,988	<b>259,6</b>
16	<b>43</b> S. <b>JESPERSEN</b>	DEN	EAB Racing Team	Ducati Panigale V2		<b>1'36.020</b>	1.276	0.043	5	157,917	<b>260,2</b>
17	<b>94</b> L. <b>MAHIAS</b>	FRA	GMT94 Yamaha	Yamaha YZF-R9		<b>1'36.037</b>	1.293	0.017	5	157,889	<b>254,2</b>
18	<b>19</b> A. <b>KOFLER</b>	AUT	Motorsport Kofler	Yamaha YZF-R9	*	<b>1'36.042</b>	1.298	0.005	5	157,881	<b>254,8</b>
19	<b>91</b> B. <b>JIMENEZ</b>	ESP	WRP Racing	Ducati Panigale V2		<b>1'36.180</b>	1.436	0.138	5	157,654	<b>259,0</b>
20	<b>20</b> X. <b>CARDELJUS</b>	AND	Cerba Yamaha Racing Team	Yamaha YZF-R9		<b>1'36.186</b>	1.442	0.006	3	157,645	<b>251,8</b>
21	<b>52</b> J. <b>ALCOBA</b>	ESP	Kawasaki WorldSSP Team	Kawasaki ZX-6R 636		<b>1'36.192</b>	1.448	0.006	5	157,635	<b>259,0</b>
22	<b>32</b> O. <b>BAYLISS</b>	AUS	PTR Triumph Factory Racing	Triumph Street Triple 765 RS		<b>1'36.276</b>	1.532	0.084	6	157,497	<b>263,3</b>
23	<b>25</b> O. <b>KONIG</b>	CZE	Compos Racing Team	Triumph Street Triple 765 RS		<b>1'36.371</b>	1.627	0.095	5	157,342	<b>252,4</b>
24	<b>40</b> M. <b>CASADEI</b>	ITA	D34G WorldSSP Racing Team	Ducati Panigale V2		<b>1'36.396</b>	1.652	0.025	6	157,301	<b>260,8</b>
25	<b>10</b> L. <b>TACCINI</b>	ITA	Ecosantagata Althea Racing Team	Ducati Panigale V2		<b>1'36.477</b>	1.733	0.081	6	157,169	<b>258,4</b>
26	<b>31</b> Y. <b>OKAMOTO</b>	JPN	Pata Yamaha Ten Kate Racing	Yamaha YZF-R9		<b>1'36.507</b>	1.763	0.030	6	157,120	<b>255,9</b>
27	<b>73</b> J. <b>CRETARD</b>	ITA	Flembo by Racing Development	MV Agusta F3 800 RR		<b>1'36.627</b>	1.883	0.120	5	156,925	<b>255,9</b>
28	<b>3</b> R. <b>DE ROSA</b>	ITA	QJMOTOR Factory Racing	QJMOTOR SRK 800 RS	*	<b>1'36.987</b>	2.243	0.360	5	156,343	<b>256,5</b>
29	<b>24</b> M. <b>RAMIREZ</b>	ESP	QJMOTOR Factory Racing	QJMOTOR SRK 800 RS	*	<b>1'37.042</b>	2.298	0.055	5	156,254	<b>257,1</b>
30	<b>88</b> A. <b>GIOMBINI</b>	ITA	Motozoo by Madforce Dubai	MV Agusta F3 800 RR		<b>1'37.567</b>	2.823	0.525	5	155,413	<b>255,3</b>
31	<b>54</b> R. <b>ROSSI</b>	ITA	Renzi Corse	Ducati Panigale V2		<b>1'37.662</b>	2.918	0.095	5	155,262	<b>257,1</b>
32	<b>22</b> A. <b>CARRASCO</b>	ESP	Honda Racing World Supersport	Honda CBR600RR	*	<b>1'38.156</b>	3.412	0.494	5	154,481	<b>252,4</b>
33	<b>77</b> D. <b>AEGERTER</b>	SUI	Kawasaki WorldSSP Team	Kawasaki ZX-6R 636		<b>1'38.232</b>	3.488	0.076	5	154,361	<b>256,5</b>

Qualifying Lap Time (105% of 1'34.744): 1'39.482

\* WorldSSP Challenge

AIR	Humidity:	67%	Temp:	10°C
TRACK	Condition:	Dry	Temp:	17°C

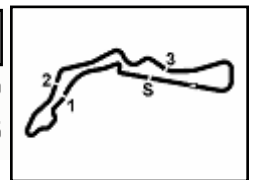
Records	Pole	[SP]	2026	C.Oncu	1'33.802	161,650	Km/h
	Race	[RC2]	2025	J.Masia	1'34.338	160,730	Km/h
	All Times	[SP]	2026	C.Oncu	1'33.802	161,650	Km/h

16/05/2026 Start 09:00 End 09:13 The results are provisional until the end of the time limit for protests and appeals and the completion of the technical checks.

Clerk Of The Course: **Marcel Putsche**  
Publication Time: **09:17**

These data/results cannot be reproduced, stored and/or transmitted in whole or in part by any manner of electronic, mechanical, photocopying, recording, broadcasting or otherwise now known or herein after developed without the previous express consent by the copyright owner, except for reproduction in daily press and regular printed publications on sale to the public within 60 days of the event related to those data/results and always provided that copyright symbol appears together as follows below.

© DORNA WSBK ORGANIZATION Srl 2026



**Czech Round, 15-17 May 2026**  
**Results Warm Up 1**

**Session Highlights**

Local Time	No. Rider	Description
08.12.00		Start of Session
08.12.00		Start of Session
08.54.00		Start of Session
09.00.00		Start of Session
09.02.02	<b>32 O. BAYLISS</b>	#32 Current Lap Time Cancelled - Exceeded Track Limits - Turn 1
09.03.29	<b>32 O. BAYLISS</b>	#32 Lap Time Cancelled [1'37.429] - Exceeded Track Limits - Turn 1
09.03.54	<b>65 P. OETTL</b>	#65 Current Lap Time Cancelled - Exceeded Track Limits - Turn 1
09.05.20	<b>65 P. OETTL</b>	#65 Lap Time Cancelled [1'35.928] - Exceeded Track Limits - Turn 1
09.06.53	<b>69 T. BOOTH-AMOS</b>	#69 On the Gravel - Rejoined - Turn 6
09.07.50		Yellow Flag Out - Turn 16
09.07.50		Yellow Flag Out - Turn 15
09.08.01	<b>20 X. CARDELUS</b>	#20 Crashed - Turn 15
09.08.06		Double Yellow Flag Out - Turn 15
09.08.27		Yellow Flag Out - Turn 15
09.08.30		Yellow Flag Out - Turn 16
09.08.45		Yellow Flag In - Turn 16
09.08.45		Riders Under Yellow Flag at Turn 16: #32 #77 #3 #24 #73 #5 #37 #54 #70 #22 #19 #57 #65 #88 #50 #25 #11 #75 #52 #91 #43 #94 #69
09.08.55		Yellow Flag In - Turn 15
09.08.55		Riders Under Yellow Flag at Turn 15: #70 #22 #65 #19 #57 #88 #50 #25 #11 #75 #52 #91 #43 #94 #69
09.10.50	<b>7 F. FARIOLI</b>	#7 On the Gravel - Rejoined - Turn 6
09.13.21		End of Session

**Fastest Laps Sequence**

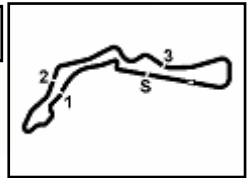
No.	Rider	Nat	Team	Bike	Local Time	Time	Gap	Avg
<b>61</b>	<b>C. ONCU</b>	TUR	Pata Yamaha Ten Kate Racing	Yamaha YZF-R9	09:03'20.295	<b>1'35.987</b>		157,971
<b>37</b>	<b>R. GARCIA</b>	ESP	GMT94 Yamaha	Yamaha YZF-R9	09:03'39.208	<b>1'35.978</b>	-0.009	157,986
<b>61</b>	<b>C. ONCU</b>	TUR	Pata Yamaha Ten Kate Racing	Yamaha YZF-R9	09:04'55.957	<b>1'35.662</b>	-0.316	158,508
<b>5</b>	<b>J. MASIA</b>	ESP	Orelac Racing Verdnatura	Ducati Panigale V2	09:05'15.340	<b>1'35.298</b>	-0.364	159,114
<b>64</b>	<b>F. CARICASULO</b>	ITA	EASTROC ZXMTOTO Evan Bros Factory	ZXMTOTO 820RR	09:06'36.688	<b>1'35.288</b>	-0.010	159,130
<b>5</b>	<b>J. MASIA</b>	ESP	Orelac Racing Verdnatura	Ducati Panigale V2	09:06'50.284	<b>1'34.944</b>	-0.344	159,707
<b>53</b>	<b>V. DEBISE</b>	FRA	EASTROC ZXMTOTO Evan Bros Factory	ZXMTOTO 820RR	09:11'26.011	<b>1'34.744</b>	-0.200	160,044

16/05/2026 Start 09:00 End 09:13 The results are provisional until the end of the time limit for protests and appeals and the completion of the technical checks.

Clerk Of The Course: **Marcel Putsche**  
Publication Time: **09:17**

These data/results cannot be reproduced, stored and/or transmitted in whole or in part by any manner of electronic, mechanical, photocopying, recording, broadcasting or otherwise now known or herein after developed without the previous express consent by the copyright owner, except for reproduction in daily press and regular printed publications on sale to the public within 60 days of the event related to those data/results and always provided that copyright symbol appears together as follows below.

© DORNA WSBK ORGANIZATION Srl 2026



Autodrom Most 4.212 m

**Czech Round, 15-17 May 2026**  
**Best Sectors & Speed Warm Up 1**

BEST LAP				
1	53	V. DEBISE	ZXMOTO 820RR	1'34.744
2	5	J. MASIA	Ducati Panigale V2	1'34.944
3	75	A. ARENAS	Yamaha YZF-R9	1'34.955
4	61	C. ONCU	Yamaha YZF-R9	1'35.066
5	16	A. ZACCONE	Ducati Panigale V2	1'35.070
6	64	F. CARICASULO	ZXMOTO 820RR	1'35.288
7	37	R. GARCIA	Yamaha YZF-R9	1'35.354
8	70	J. WHATLEY	Ducati Panigale V2	1'35.358
9	69	T. BOOTH-AMOS	Triumph Street Triple 765 RS	1'35.365
10	57	A. MAHENDRA	Yamaha YZF-R9	1'35.394
11	11	M. FERRARI	Ducati Panigale V2	1'35.453
12	65	P. OETTL	Ducati Panigale V2	1'35.699
13	7	F. FARIOLI	Yamaha YZF-R9	1'35.721
14	50	D. VOSTATEK	Triumph Street Triple 765 RS	1'35.886
15	6	C. PEROLARI	Honda CBR600RR	1'35.977
16	43	S. JESPERSEN	Ducati Panigale V2	1'36.020
17	94	L. MAHIAS	Yamaha YZF-R9	1'36.037
18	19	A. KOFLER	Yamaha YZF-R9	1'36.042
19	91	B. JIMENEZ	Ducati Panigale V2	1'36.180
20	20	X. CARDELUS	Yamaha YZF-R9	1'36.186
21	52	J. ALCOBA	Kawasaki ZX-6R 636	1'36.192
22	32	D. BAYLISS	Triumph Street Triple 765 RS	1'36.276
23	25	D. KONIG	Triumph Street Triple 765 RS	1'36.371
24	40	M. CASADEI	Ducati Panigale V2	1'36.396
25	10	L. TACCINI	Ducati Panigale V2	1'36.477
26	31	Y. OKAMOTO	Yamaha YZF-R9	1'36.507
27	73	J. CRETARO	MV Agusta F3 800 RR	1'36.627
28	3	R. DE ROSA	QJMOTOR SRK 800 RS	1'36.987
29	24	M. RAMIREZ	QJMOTOR SRK 800 RS	1'37.042
30	88	A. GIOMBINI	MV Agusta F3 800 RR	1'37.567
31	54	R. ROSSI	Ducati Panigale V2	1'37.662
32	22	A. CARRASCO	Honda CBR600RR	1'38.156
33	77	D. AEGERTER	Kawasaki ZX-6R 636	1'38.232

SPEED				
1	32	D. BAYLISS	Triumph Street Triple 765 RS	263,3
2	70	J. WHATLEY	Ducati Panigale V2	261,4
3	40	M. CASADEI	Ducati Panigale V2	260,8
4	5	J. MASIA	Ducati Panigale V2	260,8
5	43	S. JESPERSEN	Ducati Panigale V2	260,2
6	6	C. PEROLARI	Honda CBR600RR	259,6
7	37	R. GARCIA	Yamaha YZF-R9	259,6
8	52	J. ALCOBA	Kawasaki ZX-6R 636	259,0
9	91	B. JIMENEZ	Ducati Panigale V2	259,0
10	16	A. ZACCONE	Ducati Panigale V2	259,0
11	65	P. OETTL	Ducati Panigale V2	258,4
12	10	L. TACCINI	Ducati Panigale V2	258,4
13	11	M. FERRARI	Ducati Panigale V2	258,4
14	53	V. DEBISE	ZXMOTO 820RR	257,7
15	75	A. ARENAS	Yamaha YZF-R9	257,7
16	24	M. RAMIREZ	QJMOTOR SRK 800 RS	257,1
17	54	R. ROSSI	Ducati Panigale V2	257,1
18	77	D. AEGERTER	Kawasaki ZX-6R 636	256,5
19	3	R. DE ROSA	QJMOTOR SRK 800 RS	256,5
20	73	J. CRETARO	MV Agusta F3 800 RR	255,9
21	31	Y. OKAMOTO	Yamaha YZF-R9	255,9
22	50	D. VOSTATEK	Triumph Street Triple 765 RS	255,3
23	64	F. CARICASULO	ZXMOTO 820RR	255,3
24	88	A. GIOMBINI	MV Agusta F3 800 RR	255,3
25	7	F. FARIOLI	Yamaha YZF-R9	254,8
26	69	T. BOOTH-AMOS	Triumph Street Triple 765 RS	254,8
27	19	A. KOFLER	Yamaha YZF-R9	254,8
28	94	L. MAHIAS	Yamaha YZF-R9	254,2
29	57	A. MAHENDRA	Yamaha YZF-R9	253,0
30	25	D. KONIG	Triumph Street Triple 765 RS	252,4
31	22	A. CARRASCO	Honda CBR600RR	252,4
32	20	X. CARDELUS	Yamaha YZF-R9	251,8
33	61	C. ONCU	Yamaha YZF-R9	250,7

SEG. 1	
1	57 A. MAHENDRA 23.144
2	5 J. MASIA 23.177
3	53 V. DEBISE 23.182
4	64 F. CARICASULO 23.207
5	37 R. GARCIA 23.221
6	61 C. ONCU 23.234
7	43 S. JESPERSEN 23.251
8	65 P. OETTL 23.253
9	70 J. WHATLEY 23.262
10	7 F. FARIOLI 23.271
11	69 T. BOOTH-AMOS 23.273
12	16 A. ZACCONE 23.280
13	11 M. FERRARI 23.315
14	32 D. BAYLISS 23.319
15	10 L. TACCINI 23.328
16	75 A. ARENAS 23.329
17	52 J. ALCOBA 23.338
18	91 B. JIMENEZ 23.345
19	6 C. PEROLARI 23.367
20	20 X. CARDELUS 23.372
21	25 D. KONIG 23.398
22	50 D. VOSTATEK 23.411
23	40 M. CASADEI 23.449
24	94 L. MAHIAS 23.481
25	19 A. KOFLER 23.538
26	24 M. RAMIREZ 23.541
27	73 J. CRETARO 23.589
28	3 R. DE ROSA 23.674
29	88 A. GIOMBINI 23.733
30	31 Y. OKAMOTO 23.741
31	54 R. ROSSI 23.794
32	77 D. AEGERTER 23.797
33	22 A. CARRASCO 23.886

SEG. 2	
1	53 V. DEBISE 23.500
2	5 J. MASIA 23.528
3	75 A. ARENAS 23.568
4	61 C. ONCU 23.595
5	16 A. ZACCONE 23.634
6	70 J. WHATLEY 23.659
7	57 A. MAHENDRA 23.676
8	64 F. CARICASULO 23.702
9	11 M. FERRARI 23.710
10	50 D. VOSTATEK 23.729
11	37 R. GARCIA 23.737
12	65 P. OETTL 23.741
13	69 T. BOOTH-AMOS 23.748
14	94 L. MAHIAS 23.796
15	52 J. ALCOBA 23.830
16	32 D. BAYLISS 23.833
17	7 F. FARIOLI 23.840
18	91 B. JIMENEZ 23.847
19	19 A. KOFLER 23.866
20	6 C. PEROLARI 23.869
21	43 S. JESPERSEN 23.877
22	73 J. CRETARO 23.883
23	25 D. KONIG 23.929
24	40 M. CASADEI 23.940
25	20 X. CARDELUS 23.960
26	10 L. TACCINI 23.982
27	24 M. RAMIREZ 24.069
28	31 Y. OKAMOTO 24.125
29	54 R. ROSSI 24.145
30	3 R. DE ROSA 24.181
31	88 A. GIOMBINI 24.332
32	77 D. AEGERTER 24.357
33	22 A. CARRASCO 24.508

SEG. 3	
1	75 A. ARENAS 23.896
2	61 C. ONCU 23.935
3	53 V. DEBISE 23.939
4	5 J. MASIA 24.014
5	16 A. ZACCONE 24.023
6	37 R. GARCIA 24.046
7	64 F. CARICASULO 24.064
8	57 A. MAHENDRA 24.089
9	70 J. WHATLEY 24.095
10	65 P. OETTL 24.119
11	69 T. BOOTH-AMOS 24.141
12	7 F. FARIOLI 24.147
13	94 L. MAHIAS 24.172
14	11 M. FERRARI 24.189
15	91 B. JIMENEZ 24.200
16	43 S. JESPERSEN 24.241
17	25 D. KONIG 24.248
18	50 D. VOSTATEK 24.264
19	20 X. CARDELUS 24.273
20	52 J. ALCOBA 24.293
21	19 A. KOFLER 24.294
22	6 C. PEROLARI 24.311
23	40 M. CASADEI 24.321
24	31 Y. OKAMOTO 24.331
25	32 D. BAYLISS 24.363
26	3 R. DE ROSA 24.459
27	10 L. TACCINI 24.485
28	88 A. GIOMBINI 24.602
29	73 J. CRETARO 24.608
30	24 M. RAMIREZ 24.668
31	54 R. ROSSI 24.835
32	77 D. AEGERTER 24.920
33	22 A. CARRASCO 25.000

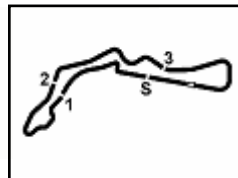
SEG. 4	
1	5 J. MASIA 24.070
2	53 V. DEBISE 24.095
3	75 A. ARENAS 24.123
4	16 A. ZACCONE 24.133
5	6 C. PEROLARI 24.176
6	64 F. CARICASULO 24.186
7	11 M. FERRARI 24.192
8	69 T. BOOTH-AMOS 24.203
9	43 S. JESPERSEN 24.241
10	7 F. FARIOLI 24.241
11	70 J. WHATLEY 24.255
12	57 A. MAHENDRA 24.257
13	20 X. CARDELUS 24.264
14	61 C. ONCU 24.267
15	65 P. OETTL 24.277
16	19 A. KOFLER 24.286
17	37 R. GARCIA 24.297
18	31 Y. OKAMOTO 24.310
19	40 M. CASADEI 24.332
20	32 D. BAYLISS 24.361
21	52 J. ALCOBA 24.364
22	50 D. VOSTATEK 24.389
23	91 B. JIMENEZ 24.410
24	94 L. MAHIAS 24.421
25	24 M. RAMIREZ 24.456
26	10 L. TACCINI 24.509
27	25 D. KONIG 24.516
28	73 J. CRETARO 24.545
29	3 R. DE ROSA 24.584
30	54 R. ROSSI 24.654
31	77 D. AEGERTER 24.663
32	88 A. GIOMBINI 24.737
33	22 A. CARRASCO 24.762

16/05/2026

These data/results cannot be reproduced, stored and/or transmitted in whole or in part by any manner of electronic, mechanical, photocopying, recording, broadcasting or otherwise now known or herein after developed without the previous express consent by the copyright owner, except for reproduction in daily press and regular printed publications on sale to the public within 60 days of the event related to those data/results and always provided that copyright symbol appears together as follows below.

© DORNA WSBK ORGANIZATION Srl 2026





Autodrom Most 4.212 m

**Czech Round, 15-17 May 2026**  
**Ideal Times Warm Up 1**

No.	Rider	Nat	Bike	Seg. 1	Seg. 2	Seg. 3	Seg. 4	Ideal Time		
				Diff. 1	Diff. 2	Diff. 3	Diff. 4	Best Lap	Pos.	Diff.
1	<b>53 V. DEBISE</b>	FRA	ZXMOTO 820RR	23.182	<b>23.500</b>	23.939	24.095 +0.028	<b>1'34.716</b> 1'34.744	1	0.028
2	<b>5 J. MASIA</b>	ESP	Ducati Panigale V2	23.177 +0.148	23.528	24.014 +0.007	<b>24.070</b>	<b>1'34.789</b> 1'34.944	2	0.155
3	<b>75 A. ARENAS</b>	ESP	Yamaha YZF-R9	23.329 +0.039	23.568	<b>23.896</b>	24.123	<b>1'34.916</b> 1'34.955	3	0.039
4	<b>61 C. ONCU</b>	TUR	Yamaha YZF-R9	23.234 +0.019	23.595	23.935 +0.016	24.267	<b>1'35.031</b> 1'35.066	4	0.035
5	<b>16 A. ZACCONE</b>	ITA	Ducati Panigale V2	23.280	23.634	24.023	24.133	<b>1'35.070</b> 1'35.070	5	
6	<b>64 F. CARICASULO</b>	ITA	ZXMOTO 820RR	23.207	23.702 +0.032	24.064 +0.097	24.186	<b>1'35.159</b> 1'35.288	6	0.129
7	<b>57 A. MAHENDRA</b>	INA	Yamaha YZF-R9	<b>23.144</b> +0.145	23.676	24.089 +0.072	24.257 +0.011	<b>1'35.166</b> 1'35.394	10	0.228
8	<b>70 J. WHATLEY</b>	GBR	Ducati Panigale V2	23.262 +0.087	23.659	24.095	24.255	<b>1'35.271</b> 1'35.358	8	0.087
9	<b>37 R. GARCIA</b>	ESP	Yamaha YZF-R9	23.221	23.737	24.046 +0.024	24.297 +0.029	<b>1'35.301</b> 1'35.354	7	0.053
10	<b>69 T. BOOTH-AMOS</b>	GBR	Triumph Street Triple 765 RS	23.273	23.748	24.141	24.203	<b>1'35.365</b> 1'35.365	9	
11	<b>65 P. OETTL</b>	GER	Ducati Panigale V2	23.253 +0.196	23.741 +0.113	24.119	24.277	<b>1'35.390</b> 1'35.699	12	0.309
12	<b>11 M. FERRARI</b>	ITA	Ducati Panigale V2	23.315 +0.021	23.710 +0.026	24.189	24.192	<b>1'35.406</b> 1'35.453	11	0.047
13	<b>7 F. FARIOLI</b>	ITA	Yamaha YZF-R9	23.271 +0.103	23.840 +0.010	24.147	24.241 +0.109	<b>1'35.499</b> 1'35.721	13	0.222
14	<b>43 S. JESPERSEN</b>	DEN	Ducati Panigale V2	23.251	23.877	24.241 +0.273	24.241 +0.137	<b>1'35.610</b> 1'36.020	16	0.410
15	<b>6 C. PEROLARI</b>	FRA	Honda CBR600RR	23.367 +0.172	23.869	24.311 +0.053	24.176 +0.029	<b>1'35.723</b> 1'35.977	15	0.254
16	<b>50 D. VOSTATEK</b>	CZE	Triumph Street Triple 765 RS	23.411	23.729	24.264	24.389 +0.093	<b>1'35.793</b> 1'35.886	14	0.093
17	<b>91 B. JIMENEZ</b>	ESP	Ducati Panigale V2	23.345 +0.356	23.847	24.200	24.410 +0.022	<b>1'35.802</b> 1'36.180	19	0.378
18	<b>52 J. ALCOBA</b>	ESP	Kawasaki ZX-6R 636	23.338 +0.092	23.830 +0.073	24.293 +0.127	24.364 +0.075	<b>1'35.825</b> 1'36.192	21	0.367
19	<b>20 X. CARDELLUS</b>	AND	Yamaha YZF-R9	23.372 +0.317	23.960	24.273	24.264	<b>1'35.869</b> 1'36.186	20	0.317
20	<b>94 L. MAHIAS</b>	FRA	Yamaha YZF-R9	23.481 +0.167	23.796	24.172	24.421	<b>1'35.870</b> 1'36.037	17	0.167
21	<b>32 D. BAYLISS</b>	AUS	Triumph Street Triple 765 RS	23.319 +0.134	23.833	24.363	24.361 +0.266	<b>1'35.876</b> 1'36.276	22	0.400
22	<b>19 A. KOFLER</b>	AUT	Yamaha YZF-R9	23.538 +0.058	23.866	24.294	24.286	<b>1'35.984</b> 1'36.042	18	0.058
23	<b>40 M. CASADEI</b>	ITA	Ducati Panigale V2	23.449 +0.302	23.940	24.321 +0.052	24.332	<b>1'36.042</b> 1'36.396	24	0.354
24	<b>25 D. KONIG</b>	CZE	Triumph Street Triple 765 RS	23.398 +0.198	23.929 +0.082	24.248	24.516	<b>1'36.091</b> 1'36.371	23	0.280
25	<b>10 L. TACCINI</b>	ITA	Ducati Panigale V2	23.328	23.982 +0.163	24.485	24.509 +0.010	<b>1'36.304</b> 1'36.477	25	0.173
26	<b>31 Y. OKAMOTO</b>	JPN	Yamaha YZF-R9	23.741	24.125	24.331	24.310	<b>1'36.507</b> 1'36.507	26	
27	<b>73 J. CRETARO</b>	ITA	MV Agusta F3 800 RR	23.589	23.883	24.608	24.545 +0.002	<b>1'36.625</b> 1'36.627	27	0.002
28	<b>24 M. RAMIREZ</b>	ESP	QJMOTOR SRK 800 RS	23.541 +0.102	24.069 +0.206	24.668	24.456	<b>1'36.734</b> 1'37.042	29	0.308
29	<b>3 R. DE ROSA</b>	ITA	QJMOTOR SRK 800 RS	23.674	24.181 +0.002	24.459	24.584 +0.087	<b>1'36.898</b> 1'36.987	28	0.089
30	<b>88 A. GIOMBINI</b>	ITA	MV Agusta F3 800 RR	23.733 +0.163	24.332	24.602	24.737	<b>1'37.404</b> 1'37.567	30	0.163
31	<b>54 R. ROSSI</b>	ITA	Ducati Panigale V2	23.794 +0.218	24.145	24.835	24.654 +0.016	<b>1'37.428</b> 1'37.662	31	0.234
32	<b>77 D. AEGERTER</b>	SUI	Kawasaki ZX-6R 636	23.797 +0.132	24.357	24.920 +0.025	24.663 +0.338	<b>1'37.737</b> 1'38.232	33	0.495
33	<b>22 A. CARRASCO</b>	ESP	Honda CBR600RR	23.886	24.508	25.000	24.762	<b>1'38.156</b> 1'38.156	32	
<b>Overall Ideal Time</b>				23.144	23.500	23.896	24.070	<b>1'34.610</b>		

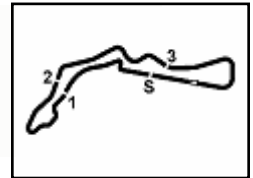
16/05/2026

These data/results cannot be reproduced, stored and/or transmitted in whole or in part by any manner of electronic, mechanical, photocopying, recording, broadcasting or otherwise now known or herein after developed without the previous express consent by the copyright owner, except for reproduction in daily press and regular printed publications on sale to the public within 60 days of the event related to those data/results and always provided that copyright symbol appears together as follows below.

© DORNA WSBK ORGANIZATION Srl 2026

FICR PERUGIA TIMING





Autodrom Most 4.212 m

**Czech Round, 15-17 May 2026**  
**Chronological Analysis Warm Up 1**

1 / 3

1° 53 V. DEBISE [1'34.744]							
Lap	Seg1	Seg2	Seg3	Seg4	Lap Time	km/h	Local Time
		25.673	24.791	24.855			9:01'52.150
1	23.557	24.323	24.388	24.315	1'36.583	254,2	9:03'28.733
2	23.376	23.965	24.787	24.227	1'36.355	257,1	9:05'05.088
3	23.336	23.738	24.566	24.217	1'35.857	<b>257,7</b>	9:06'40.945
4	23.366	23.614	23.946	24.278	1'35.204	254,2	9:08'16.149
5	23.420	23.590	24.013	<b>24.095</b>	1'35.118	254,8	9:09'51.267
6	<b>23.182</b>	<b>23.500</b>	<b>23.939</b>	24.123	<b>1'34.744</b>	255,9	9:11'26.011

2° 5 J. MASIA [1'34.944]							
Lap	Seg1	Seg2	Seg3	Seg4	Lap Time	km/h	Local Time
		25.109	25.022	24.910			9:02'03.936
1	23.695	23.936	24.084	24.391	1'36.106	257,7	9:03'40.042
2	23.413	23.676	<b>24.014</b>	24.195	1'35.298	254,8	9:05'15.340
3	23.325	<b>23.528</b>	24.021	<b>24.070</b>	<b>1'34.944</b>	256,5	9:06'50.284
4	<b>23.177</b>	23.537	24.013	24.212	1'34.939C	<b>260,8</b>	9:08'25.223
5	23.340	23.769	24.380	24.366	1'35.855	257,7	9:10'01.078

3° 75 A. ARENAS [1'34.955]							
Lap	Seg1	Seg2	Seg3	Seg4	Lap Time	km/h	Local Time
		26.728	25.701	25.393			9:02'27.125
1	24.096	24.378	24.486	24.598	1'37.558	249,5	9:04'04.683
2	23.708	23.953	24.485	24.776	1'36.922	248,4	9:05'41.605
3	23.389	23.598	24.140	24.203	1'35.330	253,6	9:07'16.935
4	<b>23.329</b>	23.699	25.264	24.507	1'36.799C	<b>257,7</b>	9:08'53.734
5	23.368	<b>23.568</b>	<b>23.896</b>	<b>24.123</b>	<b>1'34.955</b>	251,3	9:10'28.689

4° 61 C. ONCU [1'35.066]							
Lap	Seg1	Seg2	Seg3	Seg4	Lap Time	km/h	Local Time
		24.746	24.871	24.753			9:01'44.308
1	23.547	23.925	24.166	24.349	1'35.987	247,9	9:03'20.295
2	23.336	23.814	24.212	24.300	1'35.662	247,3	9:04'55.957
3	23.377	23.680	24.053	24.311	1'35.421	249,5	9:06'31.378
4	23.253	<b>23.595</b>	23.951	<b>24.267</b>	<b>1'35.066</b>	249,5	9:08'06.444
5	<b>23.234</b>	23.715	<b>23.935</b>	24.270	1'35.154	249,5	9:09'41.598
6	24.882	24.404	24.619	24.680	1'38.585	<b>250,7</b>	9:11'20.183

5° 16 A. ZACCONE [1'35.070]							
Lap	Seg1	Seg2	Seg3	Seg4	Lap Time	km/h	Local Time
		25.089	25.190	24.930			9:01'45.443
1	24.048	24.213	24.387	24.498	1'37.146	253,0	9:03'22.589
2	23.542	24.203	24.435	24.783	1'36.963	253,0	9:04'59.552
3	23.507	24.048	24.280	24.295	1'36.130	255,3	9:06'35.682
4	23.483	23.959	24.098	24.337	1'35.877	255,3	9:08'11.559
5	23.744	24.538	24.419	24.857	1'37.558	255,3	9:09'49.117
6	<b>23.280</b>	<b>23.634</b>	<b>24.023</b>	<b>24.133</b>	<b>1'35.070</b>	<b>259,0</b>	9:11'24.187

6° 64 F. CARICASULO [1'35.288]							
Lap	Seg1	Seg2	Seg3	Seg4	Lap Time	km/h	Local Time
		25.440	25.017	24.816			9:01'48.357
1	23.529	24.162	24.819	24.544	1'37.054	<b>255,3</b>	9:03'25.411
2	23.362	24.020	24.304	24.303	1'35.989	250,7	9:05'01.400
3	<b>23.207</b>	23.734	24.161	<b>24.186</b>	<b>1'35.288</b>	253,6	9:06'36.688
4	23.280	23.936	<b>24.064</b>	24.224	1'35.504	253,6	9:08'12.192
5	23.340	24.102	24.340	24.471	1'36.253	<b>255,3</b>	9:09'48.445
6	23.267	<b>23.702</b>	24.251	24.248	1'35.468	253,0	9:11'23.913

7° 37 R. GARCIA [1'35.354]							
Lap	Seg1	Seg2	Seg3	Seg4	Lap Time	km/h	Local Time
		26.282	24.759	25.083			9:02'03.230
1	23.604	23.846	24.185	24.343	1'35.978	250,7	9:03'39.208

2	23.308	23.999	24.164	24.378	1'35.849	253,0	9:05'15.057
3	<b>23.221</b>	<b>23.737</b>	24.070	24.326	<b>1'35.354</b>	253,6	9:06'50.411
4	23.500	23.813	24.315	24.424	1'36.052C	<b>259,6</b>	9:08'26.463
5	23.314	23.761	<b>24.046</b>	<b>24.297</b>	1'35.418	254,2	9:10'01.881

8° 70 J. WHATLEY [1'35.358]							
Lap	Seg1	Seg2	Seg3	Seg4	Lap Time	km/h	Local Time
		25.998	24.685	24.652			9:01'59.783
1	23.485	24.001	24.469	24.582	1'36.537	256,5	9:03'36.320
2	23.560	26.109	25.485	24.333	1'39.487	253,0	9:05'15.807
3	23.349	<b>23.659</b>	<b>24.095</b>	<b>24.255</b>	<b>1'35.358</b>	258,4	9:06'51.165
4	<b>23.262</b>	24.495	24.503	24.264	1'36.524C	258,4	9:08'27.689
5	23.455	23.705	24.191	24.475	1'35.826	<b>261,4</b>	9:10'03.515

9° 69 T. BOOTH-AMOS [1'35.365]							
Lap	Seg1	Seg2	Seg3	Seg4	Lap Time	km/h	Local Time
		28.620	26.833	25.315			9:02'29.506
1	24.337	27.672	25.620	24.761	1'42.390	<b>254,8</b>	9:04'11.896
2	23.655	24.407	24.448	24.335	1'36.845	254,2	9:05'48.741
3	23.471	30.860	25.515	24.504	1'44.350	<b>254,8</b>	9:07'33.091
4	23.328	23.862	24.868	24.356	1'36.414C	253,6	9:09'09.505
5	<b>23.273</b>	<b>23.748</b>	<b>24.141</b>	<b>24.203</b>	<b>1'35.365</b>	253,6	9:10'44.870

10° 57 A. MAHENDRA [1'35.394]							
Lap	Seg1	Seg2	Seg3	Seg4	Lap Time	km/h	Local Time
		24.845	25.186	24.969			9:02'07.524
1	23.603	23.878	24.343	24.282	1'36.106	250,1	9:03'43.630
2	23.448	24.443	24.759	24.530	1'37.180	250,1	9:05'20.810
3	23.437	23.726	<b>24.089</b>	<b>24.257</b>	1'35.509	<b>253,0</b>	9:06'56.319
4	<b>23.144</b>	24.063	24.878	24.650	1'36.735C	252,4	9:08'33.054
5	23.289	<b>23.676</b>	24.161	24.268	<b>1'35.394</b>	252,4	9:10'08.448

11° 11 M. FERRARI [1'35.453]							
Lap	Seg1	Seg2	Seg3	Seg4	Lap Time	km/h	Local Time
		26.085	25.722	25.315			9:02'27.178
1	24.156	24.411	24.623	24.362	1'37.552	250,1	9:04'04.730
2	23.411	23.977	24.481	24.366	1'36.235	255,3	9:05'40.965
3	23.499	23.781	24.350	24.212	1'35.842	253,6	9:07'16.807
4	<b>23.315</b>	<b>23.710</b>	25.405	24.641	1'37.071C	255,3	9:08'53.878
5	23.336	23.736	<b>24.189</b>	<b>24.192</b>	<b>1'35.453</b>	<b>258,4</b>	9:10'29.331

12° 65 P. DETTL [1'35.699]							
Lap	Seg1	Seg2	Seg3	Seg4	Lap Time	km/h	Local Time
		25.975	24.718	24.590			9:01'59.438
1	23.567	30.975	24.526	24.348	1'43.416	252,4	9:03'42.854
2	23.124	24.214	24.172	24.418	1'35.928C	<b>258,4</b>	9:05'18.782
3	23.449	23.854	<b>24.119</b>	<b>24.277</b>	<b>1'35.699</b>	254,2	9:06'54.481
4	23.284	<b>23.741</b>	24.452	24.232	1'35.709C	255,3	9:08'30.190
5	<b>23.253</b>	23.995	26.726	24.695	1'38.669	255,3	9:10'08.859

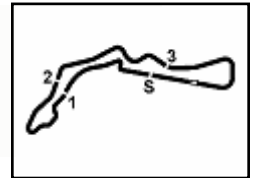
13° 7 F. FARIOLI [1'35.721]							
Lap	Seg1	Seg2	Seg3	Seg4	Lap Time	km/h	Local Time
		25.820	25.778	24.932			9:01'50.595
1	23.824	24.251	24.651	24.842	1'37.568	250,7	9:03'28.163
2	23.632	24.089	24.665	24.461	1'36.847	251,3	9:05'05.010
3	23.595	23.938	24.382	24.313	1'36.228	253,0	9:06'41.238
4	23.374	23.850	<b>24.147</b>	24.350	<b>1'35.721</b>	253,6	9:08'16.959
5	23.487	<b>23.840</b>	24.202	<b>24.241</b>	1'35.770	252,4	9:09'52.729
6	<b>23.271</b>	30.728	24.870	24.596	1'43.465	<b>254,8</b>	9:11'36.194

14° 50 O. VOSTATEK [1'35.886]							
Lap	Seg1	Seg2	Seg3	Seg4	Lap Time	km/h	Local Time

16/05/2026 P = Pits In/Out - C = Lap Time Cancelled

These data/results cannot be reproduced, stored and/or transmitted in whole or in part by any manner of electronic, mechanical, photocopying, recording, broadcasting or otherwise now known or herein after developed without the previous express consent by the copyright owner, except for reproduction in daily press and regular printed publications on sale to the public within 60 days of the event related to those data/results and always provided that copyright symbol appears together as follows below.

© DORNA WSBK ORGANIZATION Srl 2026



**Czech Round, 15-17 May 2026**  
**Chronological Analysis Warm Up 1**

	24.991	25.390	24.697			9:02'10.741
1	23.551	24.000	24.634	24.421	1'36.606	252,4
2	23.610	23.814	24.465	<b>24.389</b>	1'36.278	252,4
3	23.516	23.782	24.427	24.455	1'36.180	254,2
4	23.433	23.841	25.143	24.584	1'37.001C	254,8
5	<b>23.411</b>	<b>23.729</b>	<b>24.264</b>	24.482	<b>1'35.886</b>	<b>255,3</b>

15° 6 C. PEROLARI (1'35.977)						
Lap	Seg.1	Seg.2	Seg.3	Seg.4	Lap Time	km/h
		25.865	25.753	24.749		9:01'49.059
1	24.109	24.641	24.854	24.681	1'38.285	254,8
2	23.561	24.010	24.540	<b>24.176</b>	1'36.287	<b>259,6</b>
3	23.525	23.943	<b>24.311</b>	24.216	1'35.995	255,9
4	23.608	23.943	24.357	24.863	1'36.771	251,3
5	23.539	<b>23.869</b>	24.364	24.205	<b>1'35.977</b>	250,7
6	<b>23.367</b>	26.477	25.298	25.208	1'40.350	254,8

16° 43 S. JESPERSEN (1'36.020)						
Lap	Seg.1	Seg.2	Seg.3	Seg.4	Lap Time	km/h
		25.439	26.411	25.248		9:02'29.698
1	24.354	24.560	25.971	24.386	1'39.271	255,3
2	23.863	24.428	24.395	<b>24.241</b>	1'36.927	255,9
3	<b>23.251</b>	<b>23.877</b>	24.514	24.378	<b>1'36.020</b>	<b>260,2</b>
4	23.427	23.953	24.849	24.997	1'37.226C	<b>260,2</b>
5	23.566	23.885	<b>24.241</b>	24.394	1'36.086	253,0

17° 94 L. MAHIAS (1'36.037)						
Lap	Seg.1	Seg.2	Seg.3	Seg.4	Lap Time	km/h
		24.758	25.413	24.910		9:02'31.608
1	23.937	24.149	24.522	24.454	1'37.062	249,5
2	23.602	24.734	24.324	24.442	1'37.102	250,1
3	23.648	<b>23.796</b>	<b>24.172</b>	<b>24.421</b>	<b>1'36.037</b>	250,7
4	25.419	24.219	25.134	24.738	1'39.510C	<b>254,2</b>
5	<b>23.481</b>	23.838	24.320	24.579	1'36.218	249,5

18° 19 A. KOFLER (1'36.042)						
Lap	Seg.1	Seg.2	Seg.3	Seg.4	Lap Time	km/h
		25.625	27.284	27.292		9:02'00.152
1	23.984	24.459	25.135	24.778	1'38.356	251,3
2	23.760	25.129	25.316	26.272	1'40.477	246,7
3	23.596	<b>23.866</b>	<b>24.294</b>	<b>24.286</b>	<b>1'36.042</b>	<b>254,8</b>
4	23.569	24.091	24.821	25.794	1'38.275C	252,4
5	<b>23.538</b>	27.749	25.177	24.917	1'41.381	253,0

19° 91 B. JIMENEZ (1'36.180)						
Lap	Seg.1	Seg.2	Seg.3	Seg.4	Lap Time	km/h
		26.585	26.031	25.174		9:02'27.654
1	24.246	24.496	24.618	24.558	1'37.918	250,7
2	23.618	24.127	24.274	24.524	1'36.543	257,1
3	23.405	24.084	24.283	<b>24.410</b>	1'36.182	<b>259,0</b>
4	<b>23.345</b>	23.862	24.743	24.472	1'36.422C	257,7
5	23.701	<b>23.847</b>	<b>24.200</b>	24.432	<b>1'36.180</b>	257,7

20° 20 X. CARDELUS (1'36.186)						
Lap	Seg.1	Seg.2	Seg.3	Seg.4	Lap Time	km/h
		25.651	25.625	25.184		9:01'48.326
1	23.952	24.240	24.676	24.520	1'37.388	246,7
2	23.689	<b>23.960</b>	<b>24.273</b>	<b>24.264</b>	<b>1'36.186</b>	249,0
3	23.505	30.335	24.852	24.439	1'43.131	<b>251,8</b>
4	<b>23.372</b>	23.971				<b>251,8</b>

21° 52 J. ALCOBA (1'36.192)							
Lap	Seg.1	Seg.2	Seg.3	Seg.4	Lap Time	km/h	Local Time
		25.837	25.776	25.273			9:02'27.521
1	24.130	24.380	24.718	24.571	1'37.799	254,8	9:04'05.320
2	23.633	24.075	24.386	24.424	1'36.518	254,8	9:05'41.838
3	23.430	23.903	24.420	24.439	<b>1'36.192</b>	<b>259,0</b>	9:07'18.030
4	<b>23.338</b>	23.843	24.548	24.533	1'36.262C	254,8	9:08'54.292
5	23.875	<b>23.830</b>	<b>24.293</b>	<b>24.364</b>	1'36.362	257,1	9:10'30.654

22° 32 O. BAYLISS (1'36.276)							
Lap	Seg.1	Seg.2	Seg.3	Seg.4	Lap Time	km/h	Local Time
		25.927	25.458	24.999			9:01'50.056
1	24.009	24.415	24.568	24.437	1'37.429C	255,9	9:03'27.485
2	23.970	27.355	24.428	<b>24.361</b>	1'40.114	254,8	9:05'07.599
3	23.453	<b>23.833</b>	<b>24.363</b>	24.627	<b>1'36.276</b>	257,7	9:06'43.875
4	<b>23.319</b>	24.197	24.439	24.496	1'36.451C	<b>263,3</b>	9:08'20.326
5	23.533	24.060	24.538	24.639	1'36.770	260,8	9:09'57.096
6	23.361	24.504	24.519	24.491	1'36.875	260,2	9:11'33.971

23° 25 O. KONIG (1'36.371)							
Lap	Seg.1	Seg.2	Seg.3	Seg.4	Lap Time	km/h	Local Time
		24.900	25.038	24.853			9:02'12.309
1	24.025	25.046	24.704	24.658	1'38.433	251,8	9:03'50.742
2	23.714	24.051	24.387	24.699	1'36.851	250,7	9:05'27.593
3	23.596	24.011	<b>24.248</b>	<b>24.516</b>	<b>1'36.371</b>	251,8	9:07'03.964
4	<b>23.398</b>	<b>23.929</b>	24.589	24.700	1'36.616C	<b>252,4</b>	9:08'40.580
5	23.666	24.162	24.385	24.574	1'36.787	<b>252,4</b>	9:10'17.367

24° 40 M. CASADEI (1'36.396)							
Lap	Seg.1	Seg.2	Seg.3	Seg.4	Lap Time	km/h	Local Time
		25.750	25.841	25.352			9:01'48.591
1	24.361	24.600	24.913	24.811	1'38.685	251,8	9:03'27.276
2	24.018	24.325	25.230	24.670	1'38.243	255,3	9:05'05.519
3	23.574	24.079	24.474	24.468	1'36.595	<b>260,8</b>	9:06'42.114
4	23.751	<b>23.940</b>	24.373	<b>24.332</b>	<b>1'36.396</b>	253,6	9:08'18.510
5	23.535	24.117	<b>24.321</b>	24.461	1'36.434	254,8	9:09'54.944
6	<b>23.449</b>	24.969	24.506	24.453	1'37.377	253,0	9:11'32.321

25° 10 L. TACCINI (1'36.477)							
Lap	Seg.1	Seg.2	Seg.3	Seg.4	Lap Time	km/h	Local Time
		26.582	26.362	25.396			9:01'52.378
1	23.609	24.282	24.787	24.706	1'37.384	257,7	9:03'29.762
2	23.820	24.085	24.520	24.617	1'37.042	254,8	9:05'06.804
3	23.455	<b>23.982</b>	24.903	24.637	1'36.977	257,7	9:06'43.781
4	<b>23.328</b>	24.145	<b>24.485</b>	24.519	<b>1'36.477</b>	<b>258,4</b>	9:08'20.258
5	23.497	24.048	24.553	24.686	1'36.784	<b>258,4</b>	9:09'57.042
6	23.625	24.460	24.776	<b>24.509</b>	1'37.370	255,9	9:11'34.412

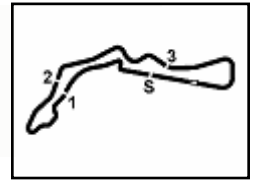
26° 31 Y. OKAMOTO (1'36.507)							
Lap	Seg.1	Seg.2	Seg.3	Seg.4	Lap Time	km/h	Local Time
		25.538	25.534	25.082			9:01'46.651
1	24.494	24.889	25.417	24.587	1'39.387	249,5	9:03'26.038
2	24.021	24.368	24.487	24.615	1'37.491	253,0	9:05'03.529
3	24.075	24.488	24.490	24.773	1'37.826	251,8	9:06'41.355
4	<b>23.741</b>	<b>24.125</b>	<b>24.331</b>	<b>24.310</b>	<b>1'36.507</b>	<b>255,9</b>	9:08'17.862
5	23.831	24.916	24.500	24.476	1'37.723	251,3	9:09'55.585
6	23.926	25.425	24.749	24.503	1'38.603	253,6	9:11'34.188

27° 73 J. CRETARD (1'36.627)							
Lap	Seg.1	Seg.2	Seg.3	Seg.4	Lap Time	km/h	Local Time
		25.763	25.712	25.149			9:01'54.880
1	24.162	24.451	24.935	24.680	1'38.228	253,6	9:03'33.108

16/05/2026 P = Pits In/Out - C = Lap Time Cancelled

These data/results cannot be reproduced, stored and/or transmitted in whole or in part by any manner of electronic, mechanical, photocopying, recording, broadcasting or otherwise now known or herein after developed without the previous express consent by the copyright owner, except for reproduction in daily press and regular printed publications on sale to the public within 60 days of the event related to those data/results and always provided that copyright symbol appears together as follows below.

© DORNA WSBK ORGANIZATION Srl 2026



**Czech Round, 15-17 May 2026**  
**Chronological Analysis Warm Up 1**

2	24.097	24.441	25.155	24.667	1'38.360	<b>255,9</b>	9:05'11.468
3	23.755	23.949	24.650	<b>24.545</b>	1'36.899	255,3	9:06'48.367
4	23.801	23.945	24.689	24.534	1'36.969C	<b>255,9</b>	9:08'25.336
5	<b>23.589</b>	<b>23.883</b>	<b>24.608</b>	24.547	<b>1'36.627</b>	<b>255,9</b>	9:10'01.963

28° 3 R. DE ROSA [1'36.987]							
Lap	Seg.1	Seg.2	Seg.3	Seg.4	Lap Time	km/h	Local Time
		25.476	25.449	25.039			9:01'53.531
1	23.824	24.635	25.562	24.901	1'38.922	250,1	9:03'32.453
2	24.021	24.316	24.787	24.638	1'37.762	<b>256,5</b>	9:05'10.215
3	<b>23.674</b>	24.183	<b>24.459</b>	24.671	<b>1'36.987</b>	251,3	9:06'47.202
4	23.699	<b>24.181</b>	24.664	24.605	1'37.149C	250,7	9:08'24.351
5	29.701	26.404	25.029	<b>24.584</b>	1'45.718	250,1	9:10'10.069

29° 24 M. RAMIREZ [1'37.042]							
Lap	Seg.1	Seg.2	Seg.3	Seg.4	Lap Time	km/h	Local Time
		26.894	26.324	25.882			9:01'52.796
1	24.189	24.838	25.618	24.925	1'39.570	255,9	9:03'32.366
2	23.956	24.295	25.445	24.592	1'38.288	253,6	9:05'10.654
3	23.643	24.275	<b>24.668</b>	<b>24.456</b>	<b>1'37.042</b>	256,5	9:06'47.696
4	<b>23.541</b>	24.073	24.643	24.444	1'36.701C	<b>257,1</b>	9:08'24.397
5	23.742	<b>24.069</b>	24.795	24.570	1'37.176	255,9	9:10'01.573

30° 88 A. GIOMBINI [1'37.567]							
Lap	Seg.1	Seg.2	Seg.3	Seg.4	Lap Time	km/h	Local Time
		26.480	25.752	25.658			9:02'03.744
1	24.352	24.670	24.852	25.021	1'38.895	251,3	9:03'42.639
2	24.320	24.523	24.703	24.826	1'38.372	249,5	9:05'21.011
3	23.896	<b>24.332</b>	<b>24.602</b>	<b>24.737</b>	<b>1'37.567</b>	<b>255,3</b>	9:06'58.578
4	23.868	24.505	25.032	25.108	1'38.513C	252,4	9:08'37.091
5	<b>23.733</b>	28.198	26.247	26.043	1'44.221	254,8	9:10'21.312

31° 54 R. ROSSI [1'37.662]							
Lap	Seg.1	Seg.2	Seg.3	Seg.4	Lap Time	km/h	Local Time
		25.915	25.874	25.433			9:01'53.800
1	24.408	24.643	25.300	24.917	1'39.268	<b>257,1</b>	9:03'33.068
2	24.074	25.006	25.025	24.662	1'38.767	253,6	9:05'11.835
3	24.089	24.403	25.124	<b>24.654</b>	1'38.270	<b>257,1</b>	9:06'50.105
4	<b>23.794</b>	24.234	24.824	24.616	1'37.468C	253,6	9:08'27.573
5	24.012	<b>24.145</b>	<b>24.835</b>	24.670	<b>1'37.662</b>	255,3	9:10'05.235

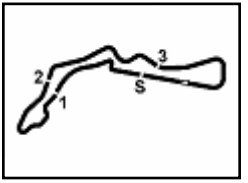
32° 22 A. CARRASCO [1'38.156]							
Lap	Seg.1	Seg.2	Seg.3	Seg.4	Lap Time	km/h	Local Time
		26.731	26.825	25.646			9:01'52.170
1	24.451	24.984	25.635	25.086	1'40.156	249,0	9:03'32.326
2	24.357	24.839	25.115	24.819	1'39.130	247,3	9:05'11.456
3	24.233	24.509	25.006	24.875	1'38.623	247,9	9:06'50.079
4	24.257	24.568	25.375	24.757	1'38.957C	247,9	9:08'29.036
5	<b>23.886</b>	<b>24.508</b>	<b>25.000</b>	<b>24.762</b>	<b>1'38.156</b>	<b>252,4</b>	9:10'07.192

33° 77 D. AEGERTER [1'38.232]							
Lap	Seg.1	Seg.2	Seg.3	Seg.4	Lap Time	km/h	Local Time
		25.785	25.774	25.364			9:01'48.334
1	24.349	24.710	24.984	24.849	1'38.892	247,3	9:03'27.226
2	23.929	<b>24.357</b>	24.945	25.001	<b>1'38.232</b>	251,8	9:05'05.458
3	24.215	24.495	<b>24.920</b>	<b>24.663</b>	1'38.293	<b>256,5</b>	9:06'43.751
4	24.003	24.423	24.991	24.787	1'38.204C	254,2	9:08'21.955
5	<b>23.797</b>	24.750	25.039	24.832	1'38.418	254,2	9:10'00.373

16/05/2026 P = Pits In/Out - C = Lap Time Cancelled

These data/results cannot be reproduced, stored and/or transmitted in whole or in part by any manner of electronic, mechanical, photocopying, recording, broadcasting or otherwise now known or herein after developed without the previous express consent by the copyright owner, except for reproduction in daily press and regular printed publications on sale to the public within 60 days of the event related to those data/results and always provided that copyright symbol appears together as follows below.

© DORNA WSBK ORGANIZATION Srl 2026



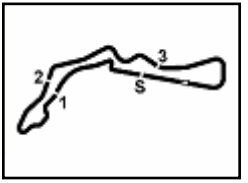
**Czech Round, 15-17 May 2026**  
**Best Laps & Speeds**

No.	Rider Bike	Nat	Best Lap		FP		SP		WUP1									
			LL	SPD	LL	SPD	LL	SPD	LL	SPD								
1	<b>61 C. ONCU</b> Yamaha YZF-R9	TUR	<b>1'33.802</b> 47 263,9		1'34.719 21 260,2		<b>1'33.802</b> 20 <b>263,9</b>		1'35.066 6 250,7									
2	<b>94 L. MAHIAS</b> Yamaha YZF-R9	FRA	<b>1'33.852</b> 39 259,0		1'35.293 18 <b>259,0</b>		<b>1'33.852</b> 16 255,3		1'36.037 5 254,2									
3	<b>53 V. DEBISE</b> ZXMOTO 820RR	FRA	<b>1'33.884</b> 41 262,7		1'34.389 17 <b>262,7</b>		<b>1'33.884</b> 18 260,2		1'34.744 6 257,7									
4	<b>75 A. ARENAS</b> Yamaha YZF-R9	ESP	<b>1'33.897</b> 42 263,9		1'35.979 20 258,4		<b>1'33.897</b> 17 <b>263,9</b>		1'34.955 5 257,7									
5	<b>32 D. BAYLISS</b> Triumph Street Triple 765 RS	AUS	<b>1'33.991</b> 43 263,3		1'35.071 20 262,1		<b>1'33.991</b> 17 262,7		1'36.276 6 <b>263,3</b>									
6	<b>37 R. GARCIA</b> Yamaha YZF-R9	ESP	<b>1'34.125</b> 44 259,6		1'34.962 20 258,4		<b>1'34.125</b> 19 255,9		1'35.354 5 <b>259,6</b>									
7	<b>69 T. BOOTH-AMOS</b> Triumph Street Triple 765 RS	GBR	<b>1'34.198</b> 41 262,7		1'35.435 19 <b>262,7</b>		<b>1'34.198</b> 17 258,4		1'35.365 5 254,8									
8	<b>57 A. MAHENDRA</b> Yamaha YZF-R9	INA	<b>1'34.215</b> 21 260,2				<b>1'34.215</b> 16 <b>260,2</b>		1'35.394 5 253,0									
9	<b>43 S. JESPERSEN</b> Ducati Panigale V2	DEN	<b>1'34.265</b> 44 263,9		1'35.458 20 262,7		<b>1'34.265</b> 19 <b>263,9</b>		1'36.020 5 260,2									
10	<b>64 F. CARICASULO</b> ZXMOTO 820RR	ITA	<b>1'34.294</b> 40 259,6		1'35.011 16 <b>259,6</b>		<b>1'34.294</b> 18 <b>259,6</b>		1'35.288 6 255,3									
11	<b>52 J. ALCOBA</b> Kawasaki ZX-6R 636	ESP	<b>1'34.341</b> 39 260,8		1'35.293 19 <b>260,8</b>		<b>1'34.341</b> 15 260,2		1'36.192 5 259,0									
12	<b>5 J. MASIA</b> Ducati Panigale V2	ESP	<b>1'34.510</b> 41 261,4		1'34.755 18 260,2		<b>1'34.510</b> 18 <b>261,4</b>		1'34.944 5 260,8									
13	<b>11 M. FERRARI</b> Ducati Panigale V2	ITA	<b>1'34.605</b> 44 264,6		1'35.044 19 <b>264,6</b>		<b>1'34.605</b> 20 263,9		1'35.453 5 258,4									
14	<b>50 D. VOSTATEK</b> Triumph Street Triple 765 RS	CZE	<b>1'34.657</b> 44 263,9		1'34.753 20 <b>263,9</b>		<b>1'34.657</b> 19 256,5		1'35.886 5 255,3									
15	<b>7 F. FARIOLI</b> Yamaha YZF-R9	ITA	<b>1'34.675</b> 49 258,4		1'35.161 24 <b>258,4</b>		<b>1'34.675</b> 19 257,1		1'35.721 6 254,8									
16	<b>65 P. OETTL</b> Ducati Panigale V2	GER	<b>1'34.722</b> 33 260,2		1'35.937 14 <b>260,2</b>		<b>1'34.722</b> 14 <b>260,2</b>		1'35.699 5 258,4									
17	<b>3 R. DE ROSA</b> QJMOTOR SRK 800 RS	ITA	<b>1'34.736</b> 44 257,7		1'36.035 20 257,1		<b>1'34.736</b> 19 <b>257,7</b>		1'36.987 5 256,5									
18	<b>19 A. KOFLER</b> Yamaha YZF-R9	AUT	<b>1'34.765</b> 41 257,1		1'36.564 20 253,6		<b>1'34.765</b> 16 <b>257,1</b>		1'36.042 5 254,8									
19	<b>16 A. ZACCONE</b> Ducati Panigale V2	ITA	<b>1'34.776</b> 42 266,5		1'35.888 19 261,4		<b>1'34.776</b> 17 <b>266,5</b>		1'35.070 6 259,0									
20	<b>77 D. AEGERTER</b> Kawasaki ZX-6R 636	SUI	<b>1'34.913</b> 42 260,8		1'36.198 17 259,0		<b>1'34.913</b> 20 <b>260,8</b>		1'38.232 5 256,5									
21	<b>70 J. WHATLEY</b> Ducati Panigale V2	GBR	<b>1'35.190</b> 41 262,7		1'35.725 18 <b>262,7</b>		<b>1'35.190</b> 18 259,6		1'35.358 5 261,4									
22	<b>25 D. KONIG</b> Triumph Street Triple 765 RS	CZE	<b>1'35.195</b> 43 259,0		1'36.192 21 <b>259,0</b>		<b>1'35.195</b> 17 <b>259,0</b>		1'36.371 5 252,4									
23	<b>6 C. PEROLARI</b> Honda CBR600RR	FRA	<b>1'35.435</b> 33 259,6		1'36.148 11 259,0		<b>1'35.435</b> 16 257,1		1'35.977 6 <b>259,6</b>									
24	<b>24 M. RAMIREZ</b> QJMOTOR SRK 800 RS	ESP	<b>1'35.552</b> 35 257,1		1'37.537 16 256,5		<b>1'35.552</b> 14 255,9		1'37.042 5 <b>257,1</b>									
25	<b>10 L. TACCINI</b> Ducati Panigale V2	ITA	<b>1'35.608</b> 39 262,1		1'36.627 16 <b>262,1</b>		<b>1'35.608</b> 17 260,8		1'36.477 6 258,4									

16/05/2026

These data/results cannot be reproduced, stored and/or transmitted in whole or in part by any manner of electronic, mechanical, photocopying, recording, broadcasting or otherwise now known or herein after developed without the previous express consent by the copyright owner, except for reproduction in daily press and regular printed publications on sale to the public within 60 days of the event related to those data/results and always provided that copyright symbol appears together as follows below.

© DORNA WSBK ORGANIZATION Srl 2026



Autodrom Most 4.212 m

**Czech Round, 15-17 May 2026**  
**Best Laps & Speeds**

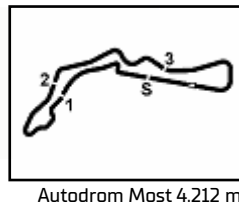
2 / 2

No.	Rider	Nat	Best Lap		FP		SP		WUP1							
			LL	SPD	LL	SPD	LL	SPD	LL	SPD						
26	<b>31 Y. OKAMOTO</b> Yamaha YZF-R9	JPN	<b>1'35.649</b> 47	259,0	1'36.372 21	<b>259,0</b>	1'35.649 20	256,5	1'36.507 6	255,9						
27	<b>91 B. JIMENEZ</b> Ducati Panigale V2	ESP	<b>1'35.831</b> 43	262,1	1'36.163 21	<b>262,1</b>	1'35.831 17	257,7	1'36.180 5	259,0						
28	<b>20 X. CARDELUS</b> Yamaha YZF-R9	AND	<b>1'35.870</b> 37	257,7	1'35.870 18	<b>257,7</b>	1'35.892 16	255,9	1'36.186 3	251,8						
29	<b>40 M. CASADEI</b> Ducati Panigale V2	ITA	<b>1'36.059</b> 22	260,8	1'36.059 16	259,0	252,4		1'36.396 6	<b>260,8</b>						
30	<b>88 A. GIOMBINI</b> MV Agusta F3 800 RR	ITA	<b>1'36.096</b> 38	259,6	1'37.764 17	<b>259,6</b>	1'36.096 16	<b>259,6</b>	1'37.567 5	255,3						
31	<b>73 J. CRETARO</b> MV Agusta F3 800 RR	ITA	<b>1'36.627</b> 40	260,2	1'38.352 19	254,2	1'36.634 16	<b>260,2</b>	1'36.627 5	255,9						
32	<b>22 A. CARRASCO</b> Honda CBR600RR	ESP	<b>1'36.703</b> 40	256,5	1'37.853 17	254,8	1'36.703 18	<b>256,5</b>	1'38.156 5	252,4						
33	<b>54 R. ROSSI</b> Ducati Panigale V2	ITA	<b>1'36.727</b> 41	260,2	1'37.667 21	<b>260,2</b>	1'36.727 15	255,9	1'37.662 5	257,1						

16/05/2026

These data/results cannot be reproduced, stored and/or transmitted in whole or in part by any manner of electronic, mechanical, photocopying, recording, broadcasting or otherwise now known or herein after developed without the previous express consent by the copyright owner, except for reproduction in daily press and regular printed publications on sale to the public within 60 days of the event related to those data/results and always provided that copyright symbol appears together as follows below.

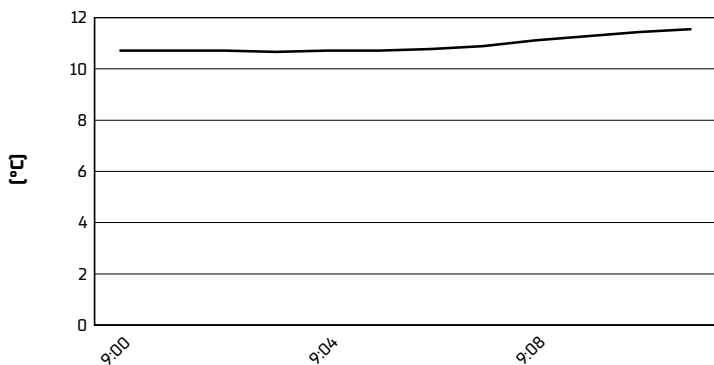
© DORNA WSBK ORGANIZATION Srl 2026



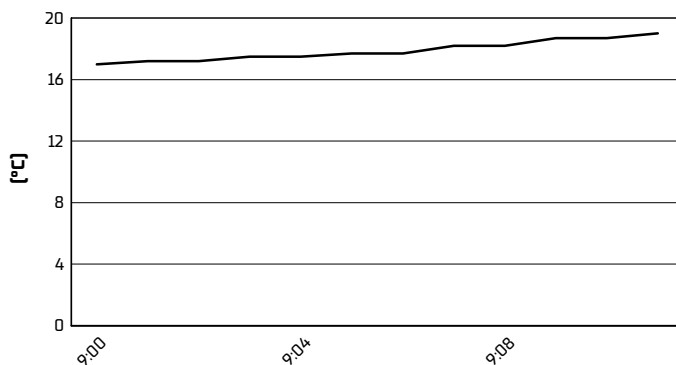
**Czech Round, 15-17 May 2026**  
**Weather Report Warm Up 1**

Session started 09:00 - Session ended 9:13


**Air Temperature**



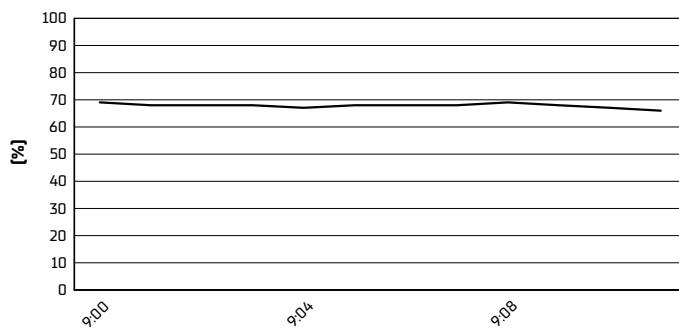
**Track Temperature**



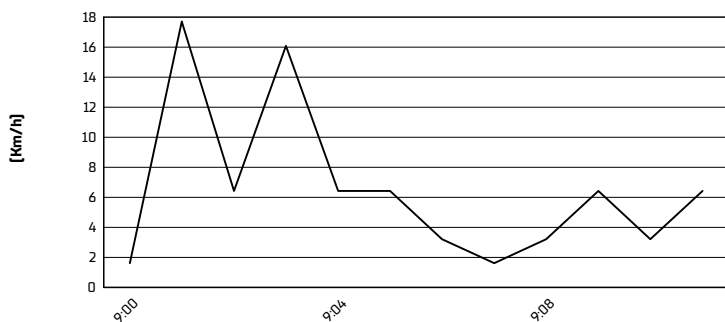
**Air Pressure**



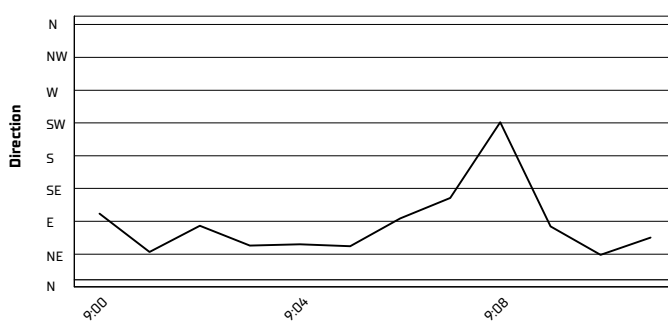
**Humidity**



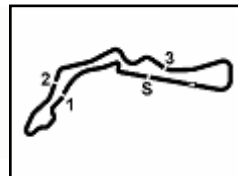
**Wind Speed**



**Wind Direction**



16/05/2026  
These data/results cannot be reproduced, stored and/or transmitted in whole or in part by any manner of electronic, mechanical, photocopying, recording, broadcasting or otherwise now known or herein after developed without the previous express consent by the copyright owner, except for reproduction in daily press and regular printed publications on sale to the public within 60 days of the event related to those data/results and always provided that copyright symbol appears together as follows below.  
© DORNA WSBK ORGANIZATION Srl 2026



Autodrom Most 4.212 m

## Czech Round, 15-17 May 2026

Starting Grid - Race 1 (19 Laps x 4,212 km = 80,028 km)

1	1	<b>61</b> ONCU C. Yamaha 1'33.802	2	<b>94</b> MAHIAS L. Yamaha 1'33.852	3	<b>75</b> ARENAS A. Yamaha 1'33.897
2	4	<b>32</b> BAYLISS O. Triumph 1'33.991	5	<b>37</b> GARCIA R. Yamaha 1'34.125	6 *	<b>53</b> DEBISE V. ZXMOTO 1'33.884
3	7	<b>69</b> BOOTH-AMOS T. Triumph 1'34.198	8	<b>57</b> MAHENDRA A. Yamaha 1'34.215	9	<b>43</b> JESPERSEN S. Ducati 1'34.265
4	10	<b>64</b> CARICASULO F. ZXMOTO 1'34.294	11	<b>5</b> MASIA J. Ducati 1'34.510	12	<b>11</b> FERRARI M. Ducati 1'34.605
5	13	<b>50</b> VOSTATEK O. Triumph 1'34.657	14	<b>7</b> FARIOLI F. Yamaha 1'34.675	15	<b>65</b> OETTL P. Ducati 1'34.722
6	16	<b>3</b> DE ROSA R. QJMOTOR 1'34.736	17 *	<b>52</b> ALCOBA J. Kawasaki 1'34.341	18	<b>16</b> ZACCONE A. Ducati 1'34.776
7	19	<b>70</b> WHATLEY J. Ducati 1'35.190	20	<b>25</b> KONIG O. Triumph 1'35.195	21	<b>6</b> PEROLARI C. Honda 1'35.435
8	22	<b>24</b> RAMIREZ M. QJMOTOR 1'35.552	23	<b>10</b> TACCINI L. Ducati 1'35.608	24 *	<b>19</b> KOFLER A. Yamaha 1'34.765
9	25	<b>31</b> OKAMOTO Y. Yamaha 1'35.649	26 *	<b>77</b> AEGERTER D. Kawasaki 1'34.913	27	<b>91</b> JIMENEZ B. Ducati 1'35.831
10	28	<b>20</b> CARDELUS X. Yamaha 1'35.892	29	<b>88</b> GIOMBINI A. MV Agusta 1'36.096	30	<b>73</b> CRETARO J. MV Agusta 1'36.634
11	31	<b>22</b> CARRASCO A. Honda 1'36.703	32	<b>54</b> ROSSI R. Ducati 1'36.727	33	<b>40</b> CASADEI M. Ducati

N.40 [Casadei M] is allowed to start the race according to Art. 1.15.6 [FP]  
 N.53 [Debise V.] has been demoted by 3 grid positions - Slow on racing line during Free Practice  
 N.77 [Aegerter D.] has been demoted by 6 grid positions - Slow sectors during Free Practice  
 N.19 [Kofler A.] has been demoted by 6 grid positions - Slow sectors during Superpole  
 N.52 [Alcoba J.] has been demoted by 6 grid positions - Slow sectors during Superpole

16/05/2026 The Race Director: **Stefano Carloia**

\* = Penalized

These data/results cannot be reproduced, stored and/or transmitted in whole or in part by any manner of electronic, mechanical, photocopying, recording, broadcasting or otherwise now known or herein after developed without the previous express consent by the copyright owner, except for reproduction in daily press and regular printed publications on sale to the public within 60 days of the event related to those data/results and always provided that copyright symbol appears together as follows below. © DORNA WSBK ORGANIZATION Srl 2026