

Motul Hungarian Round, 1-3 May 2026

Chronological Analysis Race 1

Start at 15:30'24.492

1° 11 N. BULEGA [1'38.783]							
Lap	Seg1	Seg2	Seg3	Seg4	Lap Time	km/h	Local Time
1		23.298	27.776	18.597	1'41.232	116,8	15:32'05.724
2	29.474	23.174	27.666	18.469	1'38.783	274,8	15:33'44.507
3	29.509	23.198	27.991	18.670	1'39.368	275,5	15:35'23.875
4	29.591	23.214	27.790	18.678	1'39.173	273,4	15:37'03.048
5	29.624	23.338	27.894	18.688	1'39.544	273,4	15:38'42.592
6	29.712	23.248	27.846	18.745	1'39.551	274,1	15:40'22.143
7	29.621	23.374	27.921	18.691	1'39.607	273,4	15:42'01.750
8	29.563	23.163	27.837	18.586	1'39.149	272,7	15:43'40.899
9	29.572	23.151	27.886	18.723	1'39.332	274,1	15:45'20.231
10	29.744	23.332	27.847	18.628	1'39.551	274,8	15:46'59.782
11	29.529	23.302	27.906	18.743	1'39.480	272,7	15:48'39.262
12	29.502	23.147	27.959	18.655	1'39.263	273,4	15:50'18.525
13	29.529	23.233	27.776	18.822	1'39.360	274,1	15:51'57.885
14	29.596	23.244	27.783	18.530	1'39.153	274,1	15:53'37.038
15	29.514	23.195	27.822	18.637	1'39.168	274,1	15:55'16.206
16	29.508	23.283	27.753	18.640	1'39.184	274,1	15:56'55.390
17	29.653	23.294	27.904	18.708	1'39.559	272,7	15:58'34.949
18	29.527	23.246	27.748	18.617	1'39.138	273,4	16:00'14.087
19	29.596	23.264	27.885	18.725	1'39.470	274,8	16:01'53.557
20	29.566	23.229	27.898	18.667	1'39.360	274,1	16:03'32.917
21	29.622	23.329	28.062	18.975	1'39.988	273,4	16:05'12.905
Race Time 34'48.413							

2° 7 I. LECUONA [1'38.937]							
Lap	Seg1	Seg2	Seg3	Seg4	Lap Time	km/h	Local Time
1		23.830	27.808	18.719	1'43.138	136,0	15:32'07.630
2	29.809	23.541	27.880	18.772	1'40.002	279,8	15:33'47.632
3	29.627	23.405	27.884	18.763	1'39.679	279,8	15:35'27.311
4	29.538	23.715	27.972	18.777	1'40.002	280,5	15:37'07.313
5	29.465	23.431	27.865	18.736	1'39.497	282,0	15:38'46.810
6	29.575	23.371	28.114	18.909	1'39.969	281,3	15:40'26.779
7	29.511	23.285	27.764	18.641	1'39.201	278,4	15:42'05.980
8	29.579	23.354	27.709	18.767	1'39.409	275,5	15:43'45.389
9	29.508	23.235	27.768	18.649	1'39.160	276,2	15:45'24.549
10	29.531	23.246	27.815	18.802	1'39.394	276,2	15:47'03.943
11	29.548	23.197	27.689	18.600	1'39.034	275,5	15:48'42.977
12	29.539	23.334	27.768	18.638	1'39.279	276,2	15:50'22.256
13	29.439	23.264	27.708	18.684	1'39.095	275,5	15:52'01.351
14	29.499	23.143	27.600	18.695	1'38.937	276,2	15:53'40.288
15	29.454	23.179	27.839	18.714	1'39.186	275,5	15:55'19.474
16	29.449	23.306	27.840	18.692	1'39.287	275,5	15:56'58.761
17	29.399	23.254	27.810	18.776	1'39.239	275,5	15:58'38.000
18	29.442	23.239	27.772	18.871	1'39.324	275,5	16:00'17.324
19	29.415	23.299	27.773	18.674	1'39.161	276,2	16:01'56.485
20	29.434	23.354	27.822	18.752	1'39.362	276,2	16:03'35.847
21	29.464	23.320	27.966	18.846	1'39.596	275,5	16:05'15.443
Race Time 34'50.951							

3° 88 M. OLIVEIRA [1'39.526]							
Lap	Seg1	Seg2	Seg3	Seg4	Lap Time	km/h	Local Time
1		23.529	27.874	18.789	1'42.724	123,9	15:32'07.216
2	29.568	23.907	27.997	18.688	1'40.160	276,2	15:33'47.376
3	29.546	23.257	28.041	18.840	1'39.684	279,1	15:35'27.060
4	29.632	23.627	28.072	18.786	1'40.117	276,9	15:37'07.177
5	29.859	23.480	27.922	18.791	1'40.052	276,9	15:38'47.229
6	29.735	23.478	28.161	18.794	1'40.168	277,6	15:40'27.397
7	29.736	23.614	28.003	18.772	1'40.125	279,1	15:42'07.522
8	29.608	23.642	28.213	18.901	1'40.364	279,1	15:43'47.886
9	29.815	23.422	27.743	18.792	1'39.772	279,8	15:45'27.658
10	29.691	23.294	27.880	18.784	1'39.649	274,8	15:47'07.307
11	29.616	23.291	27.968	18.809	1'39.684	273,4	15:48'46.991
12	29.587	23.266	27.920	18.753	1'39.526	275,5	15:50'26.517
13	29.519	23.709	27.983	18.774	1'39.985	275,5	15:52'06.502
14	29.562	23.279	27.970	18.812	1'39.623	275,5	15:53'46.125

15	29.640	23.292	27.894	18.780	1'39.606	274,8	15:55'25.731
16	29.508	23.269	28.032	18.933	1'39.742	274,8	15:57'05.473
17	29.601	23.186	27.973	18.819	1'39.579	272,7	15:58'45.052
18	29.560	23.284	28.171	18.903	1'39.918	275,5	16:00'24.970
19	29.608	23.342	28.124	18.903	1'39.977	274,8	16:02'04.947
20	29.620	23.365	28.275	19.032	1'40.292	274,8	16:03'45.239
21	29.663	23.309	28.314	18.964	1'40.250	274,8	16:05'25.489
Race Time 35'00.997							

4° 5 Y. MONTELLA [1'39.653]							
Lap	Seg1	Seg2	Seg3	Seg4	Lap Time	km/h	Local Time
1		23.400	27.995	18.803	1'42.308	123,1	15:32'06.800
2	29.686	23.285	28.097	18.723	1'39.791	276,9	15:33'46.591
3	29.764	23.314	28.085	18.724	1'39.887	275,5	15:35'26.478
4	29.768	23.917	28.002	18.655	1'40.342	274,1	15:37'06.820
5	29.716	23.333	28.014	18.824	1'39.887	273,4	15:38'46.707
6	29.993	23.437	28.055	18.797	1'40.282	275,5	15:40'26.989
7	29.887	23.613	27.979	18.717	1'40.196	274,8	15:42'07.185
8	29.720	23.604	28.783	18.770	1'40.877	276,2	15:43'48.062
9	29.833	23.600	28.163	18.659	1'40.255	276,9	15:45'28.317
10	29.558	23.282	28.076	18.740	1'39.656	275,5	15:47'07.973
11	29.694	23.297	27.976	18.686	1'39.653	274,8	15:48'47.626
12	29.786	23.215	28.021	18.645	1'39.667	276,2	15:50'27.293
13	29.777	23.291	28.081	18.672	1'39.821	274,8	15:52'07.114
14	29.737	23.253	27.984	18.751	1'39.725	275,5	15:53'46.839
15	29.747	23.276	28.191	18.644	1'39.858	274,8	15:55'26.697
16	29.727	23.369	28.073	18.683	1'39.852	274,8	15:57'06.549
17	29.809	23.382	28.048	18.682	1'39.921	274,1	15:58'46.470
18	29.749	23.313	28.031	18.759	1'39.852	274,8	16:00'26.322
19	29.634	23.346	28.128	18.779	1'39.887	274,8	16:02'06.209
20	29.771	23.342	28.177	18.872	1'40.162	275,5	16:03'46.371
21	29.852	23.466	28.359	18.934	1'40.611	276,9	16:05'26.982
Race Time 35'02.490							

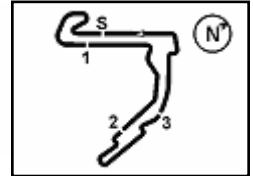
5° 19 A. BAUTISTA [1'39.361]							
Lap	Seg1	Seg2	Seg3	Seg4	Lap Time	km/h	Local Time
1		23.822	28.066	18.850	1'43.654	139,9	15:32'08.146
2	29.816	23.737	28.059	18.853	1'40.465C	282,7	15:33'48.611
3	29.828	23.536	28.058	18.810	1'40.232	283,5	15:35'28.843
4	29.953	23.639	28.062	18.797	1'40.451	281,3	15:37'09.294
5	29.787	23.534	27.938	18.763	1'40.022	279,1	15:38'49.316
6	29.682	23.557	28.070	18.775	1'40.084	281,3	15:40'29.400
7	29.860	23.407	28.068	18.833	1'40.168	279,1	15:42'09.568
8	29.771	23.453	28.110	18.949	1'40.283	283,5	15:43'49.851
9	29.705	23.451	28.130	18.833	1'40.119	279,1	15:45'29.970
10	29.625	23.534	27.951	18.671	1'39.781	279,1	15:47'09.751
11	29.715	23.349	28.398	18.721	1'40.183	279,8	15:48'49.934
12	29.758	23.269	28.077	18.839	1'39.943	282,7	15:50'29.877
13	29.706	23.417	27.993	18.827	1'39.943	279,1	15:52'09.820
14	29.625	23.322	28.012	18.730	1'39.689	280,5	15:53'49.509
15	29.684	23.411	27.989	18.744	1'39.828	279,8	15:55'29.337
16	29.558	23.247	27.970	18.733	1'39.508	279,1	15:57'08.845
17	29.581	23.352	28.056	18.671	1'39.660	279,1	15:58'48.505
18	29.555	23.214	27.878	18.714	1'39.361	279,8	16:00'27.866
19	29.551	23.264	28.475	18.899	1'40.189	279,8	16:02'08.055
20	29.680	23.285	28.090	18.809	1'39.864	279,8	16:03'47.919
21	29.730	23.387	28.131	18.770	1'40.018	278,4	16:05'27.937
Race Time 35'03.445							

6° 22 A. LOWES [1'39.624]							
Lap	Seg1	Seg2	Seg3	Seg4	Lap Time	km/h	Local Time
1		23.770	28.274	18.866	1'43.503	141,9	15:32'07.995
2	29.714	23.472	28.225	18.971	1'40.382	276,2	15:33'48.377
3	29.789	23.481	28.001	18.908	1'40.179	277,6	15:35'28.556
4	29.760	23.594	28.003	18.884	1'40.241	277,6	15:37'08.797
5	29.762	23.450	27.954	18.854	1'40.020	272,7	15:38'48.817

02/05/2026 P = Pits In/Out - C = Lap Time Cancelled

These data/results cannot be reproduced, stored and/or transmitted in whole or in part by any manner of electronic, mechanical, photocopying, recording, broadcasting or otherwise now known or herein after developed without the previous express consent by the copyright owner, except for reproduction in daily press and regular printed publications on sale to the public within 60 days of the event related to those data/results and always provided that copyright symbol appears together as follows below.

© DORNA WSBK ORGANIZATION Srl 2026



Motul Hungarian Round, 1-3 May 2026

Chronological Analysis Race 1

Start at 15:30'24.492

Race Time 35'12.188

6	29.791	23.451	28.080	18.865	1'40.187	275.5	15:40'29.004
7	29.742	23.378	28.056	18.814	1'39.990	275.5	15:42'08.994
8	29.616	23.688	27.994	18.751	1'40.049	274,1	15:43'49.043
9	29.642	23.468	27.988	18.834	1'39.932	275,5	15:45'28.975
10	29.818	23.516	28.188	18.722	1'40.244	277,6	15:47'09.219
11	29.633	23.339	27.906	18.809	1'39.687	277,6	15:48'48.906
12	29.625	23.356	27.905	18.756	1'39.642	276,2	15:50'28.548
13	29.668	23.475	28.076	18.863	1'40.082	274,1	15:52'08.630
14	29.691	23.398	27.944	18.770	1'39.803	273,4	15:53'48.433
15	29.746	23.465	27.822	18.766	1'39.799	272,7	15:55'28.232
16	29.582	23.344	27.981	18.717	1'39.624	274,1	15:57'07.856
17	29.635	23.450	27.923	18.759	1'39.767	272,7	15:58'47.623
18	29.760	23.331	27.982	18.757	1'39.830	273,4	16:00'27.453
19	29.685	23.364	28.466	18.995	1'40.510	274,1	16:02'07.963
20	30.037	23.586	28.055	18.954	1'40.632	272,7	16:03'48.595
21	29.684	23.470	28.081	18.856	1'40.091	274,1	16:05'28.686

Race Time 35'04.194

7° 55 A. LOCATELLI [1'40.058]

Lap	Seg1	Seg2	Seg3	Seg4	Lap Time	km/h	Local Time
1		23.760	28.042	18.790	1'43.071	128,4	15:32'07.563
2	29.830	23.443	28.299	18.914	1'40.486	274,1	15:33'48.049
3	29.924	23.490	28.000	18.944	1'40.358	276,9	15:35'28.407
4	29.843	23.288	28.080	18.847	1'40.058	272,7	15:37'08.465
5	29.840	23.450	28.007	18.822	1'40.119	272,7	15:38'48.584
6	29.895	23.455	28.034	18.889	1'40.273	273,4	15:40'28.857
7	29.787	23.482	28.407	18.868	1'40.544	272,7	15:42'09.401
8	29.838	23.322	28.191	19.373	1'40.724	274,8	15:43'50.125
9	29.927	23.482	28.012	18.908	1'40.329	275,5	15:45'30.454
10	29.792	23.442	28.044	18.880	1'40.158	274,8	15:47'10.612
11	29.964	23.464	28.108	18.873	1'40.409	273,4	15:48'51.021
12	30.007	23.420	28.009	18.802	1'40.238	272,7	15:50'31.259
13	29.882	23.415	28.018	18.818	1'40.133	273,4	15:52'11.392
14	29.769	23.385	28.170	19.037	1'40.361	275,5	15:53'51.753
15	29.978	23.437	28.090	18.805	1'40.310	276,2	15:55'32.063
16	29.913	23.477	28.097	18.958	1'40.445	271,4	15:57'12.508
17	29.928	23.488	28.139	18.869	1'40.424	271,4	15:58'52.932
18	29.957	23.465	28.050	18.799	1'40.271	271,4	16:00'33.203
19	29.826	23.394	28.142	18.900	1'40.262	272,0	16:02'13.465
20	29.819	23.344	28.175	18.902	1'40.240	271,4	16:03'53.705
21	29.987	23.475	28.350	18.947	1'40.759	272,0	16:05'34.464

Race Time 35'09.972

8° 67 A. SURRA [1'39.843]

Lap	Seg1	Seg2	Seg3	Seg4	Lap Time	km/h	Local Time
1		23.420	27.611	18.698	1'41.612	135,0	15:32'06.104
2	29.717	23.454	27.771	18.901	1'39.843	275,5	15:33'45.947
3	29.813	23.420	27.853	18.861	1'39.947	273,4	15:35'25.894
4	30.008	23.477	27.879	18.824	1'40.188	271,4	15:37'06.082
5	29.829	23.509	28.056	18.932	1'40.326	270,7	15:38'46.408
6	29.778	23.470	28.094	18.946	1'40.288	272,0	15:40'26.696
7	29.927	23.479	27.845	18.902	1'40.153	270,0	15:42'06.849
8	29.872	23.781	28.205	19.005	1'40.863	272,0	15:43'47.712
9	29.889	23.837	28.500	18.924	1'41.150	273,4	15:45'28.862
10	29.739	23.586	28.116	18.824	1'40.265	274,8	15:47'09.127
11	29.991	23.703	28.100	18.772	1'40.566	272,7	15:48'49.693
12	30.304	23.671	28.018	18.865	1'40.858	274,8	15:50'30.551
13	29.899	23.573	28.002	18.962	1'40.436	275,5	15:52'10.987
14	29.822	23.549	28.209	19.026	1'40.606	274,1	15:53'51.593
15	30.270	23.711	28.084	19.057	1'41.122	272,0	15:55'32.715
16	30.047	23.697	28.074	18.907	1'40.725	273,4	15:57'13.440
17	29.983	23.535	27.897	18.892	1'40.307	272,7	15:58'53.747
18	29.863	23.596	28.024	18.916	1'40.399	274,1	16:00'34.146
19	29.893	23.705	28.094	18.942	1'40.634	272,7	16:02'14.780
20	29.991	23.657	28.302	18.834	1'40.784	272,7	16:03'55.564
21	30.035	23.875	28.259	18.947	1'41.116	273,4	16:05'36.680

9° 14 S. LOWES [1'39.482]

Lap	Seg1	Seg2	Seg3	Seg4	Lap Time	km/h	Local Time	
1			24.129	28.249	18.822	1'44.474	127,8	15:32'08.966
2	29.790	23.879	27.949	18.843	1'40.461C	279,1	15:33'49.427	
3	29.686	23.650	31.272	18.901	1'43.509	277,6	15:35'32.936	
4	30.389	23.874	30.769	18.876	1'43.908	278,4	15:37'16.844	
5	29.647	23.714	27.856	18.798	1'40.015	276,2	15:38'56.859	
6	29.681	23.504	27.903	18.806	1'39.894	276,2	15:40'36.753	
7	29.800	23.534	28.040	18.896	1'40.270	274,1	15:42'17.023	
8	29.699	23.618	28.017	18.828	1'40.162	276,2	15:43'57.185	
9	29.615	23.388	27.947	18.766	1'39.716	277,6	15:45'36.901	
10	29.606	23.539	27.990	18.824	1'39.959	278,4	15:47'16.860	
11	29.760	23.768	28.313	18.955	1'40.796	277,6	15:48'57.656	
12	29.652	23.439	27.895	18.764	1'39.750	276,9	15:50'37.406	
13	29.633	23.449	27.944	18.933	1'39.959	279,1	15:52'17.365	
14	29.613	23.478	27.952	18.899	1'39.942	282,0	15:53'57.307	
15	29.594	23.447	27.817	18.624	1'39.482	277,6	15:55'36.789	
16	30.019	23.491	27.934	18.803	1'40.247	276,2	15:57'17.036	
17	29.749	23.601	28.088	18.863	1'40.301	275,5	15:58'57.337	
18	29.772	23.584	27.970	18.847	1'40.173	275,5	16:00'37.510	
19	29.782	23.630	28.092	19.063	1'40.567	275,5	16:02'18.077	
20	29.945	23.872	27.807	18.804	1'40.428	274,1	16:03'58.505	
21	29.608	23.439	27.903	18.758	1'39.708	276,2	16:05'38.213	

Race Time 35'13.721

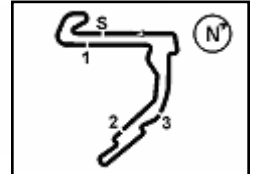
10° 97 X. VIERGE [1'40.229]

Lap	Seg1	Seg2	Seg3	Seg4	Lap Time	km/h	Local Time
1		24.054	28.282	18.945	1'44.383	155,8	15:32'08.875
2	29.840	24.060	28.237	18.981	1'41.118C	275,5	15:33'49.993
3	29.923	23.417	28.247	18.938	1'40.525	274,1	15:35'30.518
4	29.969	23.428	28.067	18.857	1'40.321	272,0	15:37'10.839
5	29.818	23.410	28.153	18.959	1'40.340	273,4	15:38'51.179
6	29.908	23.518	28.144	18.888	1'40.458	272,0	15:40'31.637
7	29.885	23.401	28.030	18.984	1'40.300	272,7	15:42'11.937
8	29.885	23.390	28.230	18.963	1'40.468	272,0	15:43'52.405
9	29.819	23.487	28.108	18.916	1'40.330	273,4	15:45'32.735
10	29.781	23.462	28.043	18.943	1'40.229	272,0	15:47'12.964
11	29.897	23.396	28.130	18.919	1'40.342	272,7	15:48'53.306
12	29.881	23.454	28.151	18.968	1'40.454	272,7	15:50'33.760
13	29.903	23.396	28.154	18.946	1'40.399	274,1	15:52'14.159
14	30.028	23.389	28.209	18.932	1'40.558	273,4	15:53'54.717
15	30.060	23.468	28.339	19.008	1'40.875	270,7	15:55'35.592
16	29.889	23.331	28.154	19.009	1'40.383	270,7	15:57'15.975
17	29.911	23.407	28.255	18.962	1'40.535	272,7	15:58'56.510
18	29.935	23.383	28.254	19.038	1'40.610	273,4	16:00'37.120
19	29.957	23.377	28.438	19.076	1'40.848	272,7	16:02'17.968
20	30.008	24.110	28.500	19.013	1'41.631	272,0	16:03'59.599
21	30.013	23.976	28.530	19.365	1'41.884	274,1	16:05'41.483

Race Time 35'16.991

11° 9 D. PETRUCCI [1'40.218]

Lap	Seg1	Seg2	Seg3	Seg4	Lap Time	km/h	Local Time
1		24.072	28.358	19.014	1'45.055	144,8	15:32'09.547
2	29.869	23.673	28.339	18.964	1'40.845C	274,8	15:33'50.392
3	30.010	23.553	28.242	18.924	1'40.729	275,5	15:35'31.121
4	29.800	23.576	28.176	18.945	1'40.497	272,7	15:37'11.618
5	30.100	23.664	28.154	18.969	1'40.887	272,7	15:38'52.505
6	29.970	23.561	28.114	18.984	1'40.629	274,1	15:40'33.134
7	29.865	24.130	28.258	18.929	1'41.182	274,1	15:42'14.316
8	29.845	23.557	28.197	18.971	1'40.570	274,8	15:43'54.886
9	29.749	23.506	28.195	18.921	1'40.371	273,4	15:45'35.257
10	29.830	23.380	28.100	18.908	1'40.218	273,4	15:47'15.475
11	29.860	23.477	28.188	18.896	1'40.521	272,7	15:48'55.896
12	29.809	23.472	28.187	19.072	1'40.440	274,1	15:50'36.436



Motul Hungarian Round, 1-3 May 2026

Chronological Analysis Race 1

Start at 15:30'24.492

3 / 5

13	29.776	23.494	28.306	18.893	1'40.469	271,4	15:52'16.905	4	29.847	23.603	28.083	18.888	1'40.421	276,9	15:37'12.597
14	29.761	23.516	28.118	18.945	1'40.340	273,4	15:53'57.245	5	29.941	23.760	27.966	18.920	1'40.587	278,4	15:38'53.184
15	30.047	23.525	28.072	18.869	1'40.513	272,0	15:55'37.758	6	29.845	23.668	27.976	18.973	1'40.462	278,4	15:40'33.646
16	29.790	23.426	28.239	19.142	1'40.597	273,4	15:57'18.355	7	29.951	23.695	28.254	18.990	1'40.890	276,2	15:42'14.536
17	29.697	23.591	28.123	18.886	1'40.297	272,7	15:58'58.652	8	29.801	23.697	28.127	18.983	1'40.608	277,6	15:43'55.144
18	29.976	23.499	28.150	18.966	1'40.591	274,8	16:00'39.243	9	29.856	23.614	28.055	18.922	1'40.447	276,2	15:45'35.591
19	29.857	23.479	28.107	18.953	1'40.396	274,8	16:02'19.639	10	29.886	23.443	28.056	18.960	1'40.345	276,9	15:47'15.936
20	29.748	23.524	28.315	19.080	1'40.667	274,8	16:04'00.306	11	29.787	23.537	28.049	18.901	1'40.274	276,2	15:48'56.210
21	29.970	23.759	28.397	19.116	1'41.242	276,9	16:05'41.548	12	29.936	23.566	28.103	18.968	1'40.573	274,1	15:50'36.783

Race Time 35'17.056

12° 95 T. MACKENZIE [1'40.131]							
Lap	Seg.1	Seg.2	Seg.3	Seg.4	Lap Time	km/h	Local Time
1		24.187	28.316	19.021	1'45.262	144,4	15:32'09.754
2	29.945	23.728	28.195	18.979	1'40.847C	272,0	15:33'50.601
3	30.047	23.937	28.023	18.866	1'40.873	274,8	15:35'31.474
4	29.819	23.533	28.042	18.819	1'40.213	275,5	15:37'11.687
5	29.724	23.565	28.041	18.934	1'40.264	274,8	15:38'51.951
6	29.938	23.524	28.084	18.749	1'40.295	273,4	15:40'32.246
7	29.823	23.511	27.934	18.863	1'40.131	274,1	15:42'12.377
8	29.751	23.463	28.099	18.942	1'40.255	274,8	15:43'52.632
9	29.806	23.629	28.030	18.879	1'40.344	276,9	15:45'32.976
10	29.728	23.499	28.089	18.835	1'40.151	273,4	15:47'13.127
11	29.879	23.574	28.021	18.980	1'40.454	275,5	15:48'53.581
12	29.849	23.464	28.288	18.866	1'40.467	274,8	15:50'34.048
13	29.765	23.577	28.179	18.822	1'40.343	274,8	15:52'14.391
14	29.971	23.519	28.273	18.936	1'40.699	274,1	15:53'55.090
15	29.921	23.588	28.239	18.917	1'40.665	273,4	15:55'35.755
16	29.858	23.512	28.025	19.032	1'40.427	274,8	15:57'16.182
17	29.887	23.559	28.045	19.024	1'40.515	274,1	15:58'56.697
18	29.911	23.561	28.174	18.965	1'40.611	274,8	16:00'37.308
19	29.890	23.461	28.620	19.084	1'41.055	272,7	16:02'18.363
20	29.981	23.973	28.714	18.959	1'41.627	273,4	16:03'59.990
21	29.996	23.806	28.869	19.301	1'41.972	274,8	16:05'41.962

Race Time 35'17.470

13° 31 G. GERLOFF [1'40.176]							
Lap	Seg.1	Seg.2	Seg.3	Seg.4	Lap Time	km/h	Local Time
1		23.912	29.383	19.304	1'46.070C	143,8	15:32'10.562
2	30.029	23.779	28.305	19.081	1'41.194C	275,5	15:33'51.756
3	30.000	23.779	28.066	18.862	1'40.707	275,5	15:35'32.463
4	29.898	23.720	28.031	18.871	1'40.520	276,2	15:37'12.983
5	29.830	23.709	28.003	18.932	1'40.474	278,4	15:38'53.457
6	29.842	23.631	28.019	18.894	1'40.386	280,5	15:40'33.843
7	29.856	23.792	28.161	19.072	1'40.881	279,1	15:42'14.724
8	29.922	23.720	27.964	18.945	1'40.551	277,6	15:43'55.275
9	29.972	23.556	28.038	18.911	1'40.477	279,8	15:45'35.752
10	29.896	23.482	28.081	18.877	1'40.336	279,8	15:47'16.088
11	30.025	23.846	27.907	18.921	1'40.699	276,9	15:48'56.787
12	29.919	23.547	28.069	18.986	1'40.521	271,4	15:50'37.308
13	29.998	23.608	27.916	18.897	1'40.419	275,5	15:52'17.727
14	29.814	23.471	28.104	19.005	1'40.394	277,6	15:53'58.121
15	30.046	23.584	28.043	18.866	1'40.539	276,9	15:55'38.660
16	29.862	23.419	28.114	18.781	1'40.176	277,6	15:57'18.836
17	29.804	23.535	28.121	18.861	1'40.321	275,5	15:58'59.157
18	29.728	23.528	27.989	18.970	1'40.215	277,6	16:00'39.372
19	30.195	23.484	28.148	18.872	1'40.699	279,8	16:02'20.071
20	29.857	23.521	28.063	18.946	1'40.387	276,9	16:04'00.458
21	30.042	23.621	28.639	19.208	1'41.510	282,0	16:05'41.968

Race Time 35'17.476

14° 46 T. BRIDEWELL [1'40.274]							
Lap	Seg.1	Seg.2	Seg.3	Seg.4	Lap Time	km/h	Local Time
1		24.426	28.378	19.252	1'45.721	151,7	15:32'10.213
2	30.097	23.702	28.507	18.952	1'41.258C	278,4	15:33'51.471
3	30.078	23.806	27.909	18.912	1'40.705	277,6	15:35'32.176

13	29.972	23.505	28.062	18.928	1'40.467	275,5	15:52'17.250
14	30.097	23.553	27.994	18.978	1'40.622	276,9	15:53'57.872
15	29.889	23.796	27.991	18.853	1'40.529	276,2	15:55'38.401
16	29.934	23.687	28.374	18.891	1'40.886	277,6	15:57'19.287
17	30.003	23.712	27.987	18.906	1'40.608	276,9	15:58'59.895
18	29.975	23.556	28.008	18.911	1'40.450	276,9	16:00'40.345
19	29.919	23.587	28.132	18.882	1'40.520	275,5	16:02'20.865
20	29.858	23.582	28.425	18.889	1'40.754	276,9	16:04'01.619
21	29.979	23.818	28.382	18.980	1'41.159	277,6	16:05'42.778

Race Time 35'18.286

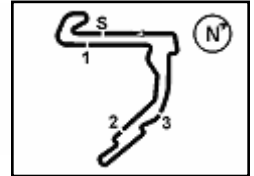
15° 62 S. MANZI [1'40.193]							
Lap	Seg.1	Seg.2	Seg.3	Seg.4	Lap Time	km/h	Local Time
1		24.426	28.749	19.180	1'46.501	158,8	15:32'10.993
2	30.083	23.928	28.226	19.036	1'41.273C	274,8	15:33'52.266
3	30.150	23.753	28.267	19.130	1'41.300	274,8	15:35'33.566
4	30.208	23.596	28.206	18.940	1'40.950	271,4	15:37'14.516
5	29.962	23.634	28.169	19.013	1'40.778	272,0	15:38'55.294
6	30.046	23.624	28.254	18.863	1'40.787	272,0	15:40'36.081
7	29.903	23.729	28.149	18.931	1'40.712	272,0	15:42'16.793
8	29.903	23.846	28.131	18.960	1'40.840	271,4	15:43'57.633
9	30.155	23.583	28.194	18.965	1'40.897	272,0	15:45'38.530
10	29.839	23.465	28.066	18.911	1'40.281	271,4	15:47'18.811
11	29.824	23.692	28.149	18.860	1'40.525	270,0	15:48'59.336
12	29.893	23.508	28.154	18.915	1'40.470	271,4	15:50'39.806
13	29.790	23.436	28.099	18.868	1'40.193	271,4	15:52'19.999
14	29.866	23.587	28.069	18.935	1'40.457	271,4	15:54'00.456
15	30.000	23.508	27.980	18.874	1'40.362	272,0	15:55'40.818
16	29.907	23.650	28.158	18.884	1'40.599	274,8	15:57'21.417
17	29.857	23.615	28.066	18.922	1'40.460	271,4	15:59'01.877
18	29.884	23.631	28.141	18.892	1'40.548	272,7	16:00'42.425
19	29.927	23.669	28.082	18.960	1'40.638	270,7	16:02'23.063
20	29.896	23.560	28.080	18.989	1'40.525	272,0	16:04'03.588
21	29.928	23.955	28.232	19.119	1'41.234	272,7	16:05'44.822

Race Time 35'20.330

16° 87 R. GARDNER [1'40.340]							
Lap	Seg.1	Seg.2	Seg.3	Seg.4	Lap Time	km/h	Local Time
1		24.375	28.634	19.263	1'46.258	155,8	15:32'10.750
2	30.027	23.735	28.515	19.056	1'41.333C	274,8	15:33'52.083
3	30.044	23.607	28.431	19.104	1'41.186	273,4	15:35'33.269
4	29.932	23.375	28.426	18.973	1'40.706	271,4	15:37'13.975
5	29.932	23.428	28.133	18.990	1'40.483	270,7	15:38'54.458
6	29.974	23.432	28.133	19.007	1'40.546	272,0	15:40'35.004
7	29.931	23.279	28.197	18.947	1'40.354	270,7	15:42'15.358
8	29.934	23.412	28.022	18.972	1'40.340	271,4	15:43'55.698
9	30.015	23.366	28.081	18.924	1'40.386	275,5	15:45'36.084
10	29.975	23.372	28.147	18.957	1'40.451	274,1	15:47'16.535
11	29.973	23.376	28.717	19.048	1'41.114	272,7	15:48'57.649
12	30.154	23.407	28.116	18.973	1'40.650	270,7	15:50'38.299
13	29.961	23.526	28.177	18.985	1'40.649	272,7	15:52'18.948
14	30.058	23.601	28.339	18.939	1'40.937	271,4	15:53'59.885
15	30.001	23.378	28.269	19.147	1'40.795	270,7	15:55'40.680
16	30.366	23.611	28.249	18.980	1'41.206	270,0	15:57'21.886
17	30.120	23.599	28.204	19.001	1'40.924	271,4	15:59'02.810
18	29.994	23.308	28.254	19.014	1'40.570	270,0	16:00'43.380
19	30.159	23.543	28.206	19.009	1'40.917	268,7	16:02'24.297

02/05/2026

P = Pits In/Out



Balaton Park Circuit 4.075 m

Motul Hungarian Round, 1-3 May 2026

Chronological Analysis Race 1

Start at 15:30'24.492

4 / 5

20	30.039	23.596	28.260	19.082	1'40.977	271,4	16:04'05.274	11	30.135	23.946	28.603	19.146	1'41.830	269,3	15:49'10.283
21	30.290	23.448	29.337	19.278	1'42.353C	270,7	16:05'47.627	12	30.070	23.752	28.572	19.172	1'41.566	270,7	15:50'51.849

Race Time 35'23.135

17° 47 A. BASSANI [1'39.847]							
Lap	Seg1	Seg2	Seg3	Seg4	Lap Time	km/h	Local Time
1		24.306	28.444	19.202	1'45.868	149,4	15:32'10.360
2	30.126	23.537	28.286	18.891	1'40.840C	279,8	15:33'51.200
3	30.037	23.584	28.111	18.838	1'40.570	178,4	15:35'31.770
4	29.914	23.520	27.992	19.048	1'40.474	276,2	15:37'12.244
5	29.885	23.705	28.021	18.870	1'40.481	274,8	15:38'52.725
6	30.003	23.596	28.091	18.923	1'40.613	276,2	15:40'33.338
7	29.901	23.717	27.999	18.741	1'40.358	276,9	15:42'13.696
8	29.768	23.464	27.991	18.837	1'40.060	273,4	15:43'53.756
9	29.854	23.232	27.963	18.798	1'39.847	274,1	15:45'33.603
10	29.928	23.244	28.076	18.898	1'40.146	273,4	15:47'13.749
11	29.940	23.420	28.132	18.913	1'40.405	274,8	15:48'54.154
12	29.971	23.514	28.022	18.796	1'40.303	275,5	15:50'34.457
13	29.953	23.484	28.093	18.977	1'40.507	272,0	15:52'14.964
14	29.910	23.424	28.113	18.976	1'40.423	273,4	15:53'55.387
15	30.048	23.464	28.302	18.865	1'40.679	275,5	15:55'36.066
16	30.020	23.298	28.141	18.992	1'40.451	272,7	15:57'16.517
17	29.945	23.790	28.438	19.040	1'41.213	276,2	15:58'57.730
18	29.951	23.494	28.259	18.934	1'40.638	276,2	16:00'38.368
19	29.837	23.388	28.135	19.003	1'40.363	277,6	16:02'18.731
20	29.987	23.640	28.408	18.955	1'40.990	272,0	16:03'59.721
21	30.001	28.562	30.995	20.812	1'50.370	274,1	16:05'50.091

Race Time 35'25.599

18° 54 B. SOFUOGLU [1'41.156]							
Lap	Seg1	Seg2	Seg3	Seg4	Lap Time	km/h	Local Time
1		24.342	29.085	19.226	1'47.047	159,1	15:32'11.539
2	30.329	23.844	28.389	19.105	1'41.667C	269,3	15:33'53.206
3	30.284	23.725	28.208	19.167	1'41.384	270,0	15:35'34.590
4	30.271	23.480	28.534	19.188	1'41.473	270,0	15:37'16.063
5	30.401	23.993	28.307	19.163	1'41.864	268,0	15:38'57.927
6	30.250	23.590	28.228	19.088	1'41.156	270,0	15:40'39.083
7	30.326	23.687	28.194	19.224	1'41.431	268,7	15:42'20.514
8	30.310	23.533	28.320	19.089	1'41.252	268,0	15:44'01.766
9	30.336	23.805	28.404	19.179	1'41.724	268,7	15:45'43.490
10	30.433	23.762	28.387	19.197	1'41.779	267,3	15:47'25.269
11	30.420	23.610	28.224	19.198	1'41.452	266,0	15:49'06.721
12	30.374	23.672	28.425	19.308	1'41.779	266,7	15:50'48.500
13	30.489	23.724	28.359	19.211	1'41.783	267,3	15:52'30.283
14	30.396	23.783	28.288	19.265	1'41.732	267,3	15:54'12.015
15	30.535	23.805	28.464	19.252	1'42.056	266,0	15:55'54.071
16	30.469	23.736	28.397	19.146	1'41.748	265,4	15:57'35.819
17	30.423	23.893	28.354	19.206	1'41.876	266,7	15:59'17.695
18	30.444	23.824	28.424	19.194	1'41.886	266,0	16:00'59.581
19	30.394	23.841	28.412	19.267	1'41.914	266,0	16:02'41.495
20	30.338	23.679	28.456	19.311	1'41.784	266,0	16:04'23.279
21	30.597	23.942	28.508	19.185	1'42.232	266,7	16:06'05.511

Race Time 35'41.019

19° 35 S. CHANTRA [1'41.345]							
Lap	Seg1	Seg2	Seg3	Seg4	Lap Time	km/h	Local Time
1		24.528	29.180	19.155	1'47.794	157,9	15:32'12.286
2	30.319	24.067	28.582	19.163	1'42.131C	274,8	15:33'54.417
3	30.229	23.732	28.639	19.181	1'41.781	274,1	15:35'36.198
4	30.297	23.614	28.596	19.174	1'41.681	272,0	15:37'17.879
5	30.285	23.715	28.402	19.265	1'41.667	273,4	15:38'59.546
6	30.164	23.605	28.456	19.120	1'41.345	273,4	15:40'40.891
7	30.309	23.813	28.497	19.207	1'41.826	270,7	15:42'22.717
8	30.143	23.647	28.609	19.218	1'41.617	271,4	15:44'04.334
9	30.413	23.877	28.719	19.254	1'42.263	270,7	15:45'46.597
10	30.351	23.665	28.619	19.221	1'41.856	269,3	15:47'28.453

13	30.269	23.682	28.678	19.379	1'41.592	270,0	15:55'57.301
14	30.357	23.719	28.566	19.210	1'41.852	271,4	15:54'15.709
15	30.229	23.722	28.547	19.094	1'41.592	270,0	15:55'57.301
16	30.314	23.814	28.501	19.321	1'41.950	270,7	15:57'39.251
17	30.319	23.584	28.803	19.236	1'41.942	269,3	15:59'21.193
18	30.197	23.629	28.739	19.131	1'41.696	270,7	16:01'02.889
19	30.248	23.614	28.736	19.196	1'41.794	270,0	16:02'44.683
20	30.120	23.771	28.665	19.060	1'41.616	270,7	16:04'26.299
21	30.289	23.731	28.769	19.210	1'41.999	272,7	16:06'08.298

Race Time 35'43.806

20° 13 M. RATO [1'41.466]							
Lap	Seg1	Seg2	Seg3	Seg4	Lap Time	km/h	Local Time
1		24.387	36.691	19.030	1'54.457	157,4	15:32'18.949
2	30.048	24.068	28.365	19.186	1'41.667C	266,7	15:34'00.616
3	30.379	23.836	28.306	19.268	1'41.789	266,0	15:35'42.405
4	30.241	23.812	28.344	19.113	1'41.510	264,7	15:37'23.915
5	30.359	23.782	28.401	19.206	1'41.748	264,7	15:39'05.663
6	30.137	23.853	28.357	19.216	1'41.563	266,7	15:40'47.226
7	30.364	23.774	28.341	19.302	1'41.781	264,7	15:42'29.007
8	30.280	23.738	28.275	19.173	1'41.466	265,4	15:44'10.473
9	30.208	23.888	28.365	19.233	1'41.694	266,7	15:45'52.167
10	30.345	23.841	28.447	19.268	1'41.901	264,7	15:47'34.068
11	30.264	23.844	28.521	19.149	1'41.778	265,4	15:49'15.846
12	30.269	23.753	28.596	19.174	1'41.792	267,3	15:50'57.638
13	30.168	23.904	28.330	19.094	1'41.496	266,0	15:52'39.134
14	30.303	23.744	28.549	19.268	1'41.864	262,8	15:54'20.998
15	30.146	24.014	28.456	19.157	1'41.773	265,4	15:56'02.771
16	30.214	23.703	28.360	19.258	1'41.535	265,4	15:57'44.306
17	30.138	23.816	28.472	19.161	1'41.587	264,7	15:59'25.893
18	30.118	23.727	28.539	19.253	1'41.637	266,0	16:01'07.530
19	30.231	23.987	28.720	19.184	1'42.122	264,7	16:02'49.652
20	30.142	23.901	28.722	19.189	1'41.954	266,7	16:04'31.606
21	30.442	24.228	28.785	19.359	1'42.814	268,0	16:06'14.420

Race Time 35'49.928

21° 92 Y. KUNII [1'41.236]							
Lap	Seg1	Seg2	Seg3	Seg4	Lap Time	km/h	Local Time
1		24.622	39.598	19.875	1'58.577	160,2	15:32'23.069
2	30.311	24.004	28.501	19.288	1'42.104C	269,3	15:34'05.173
3	30.160	23.685	28.460	19.262	1'41.567	270,0	15:35'46.740
4	30.111	23.735	28.530	19.088	1'41.464	268,7	15:37'28.204
5	30.044	23.942	28.566	19.069	1'41.621	270,0	15:39'09.825
6	30.078	23.822	29.628	19.358	1'42.886	272,0	15:40'52.711
7	30.193	23.916	28.529	19.212	1'41.850	267,3	15:42'34.561
8	30.111	23.704	28.611	19.100	1'41.526	269,3	15:44'16.087
9	30.062	23.808	28.716	19.191	1'41.777	269,3	15:45'57.864
10	30.097	23.667	28.378	19.150	1'41.292	270,7	15:47'39.156
11	30.110	23.746	28.365	19.015	1'41.236	268,7	15:49'20.392
12	30.090	23.896	28.399	19.055	1'41.440	270,0	15:51'01.832
13	30.113	23.763	28.556	19.214	1'41.646	270,0	15:52'43.478
14	30.147	23.825	28.569	19.095	1'41.636	269,3	15:54'25.114
15	30.189	23.810	28.524	19.042	1'41.565	270,0	15:56'06.679
16	30.172	23.819	28.599	19.133	1'41.723	268,7	15:57'48.402
17	30.380	23.913	28.527	19.327	1'42.147	268,7	15:59'30.549
18	30.355	23.894	28.619	19.281	1'42.149	269,3	16:01'12.698
19	30.480	24.255	28.692	19.199	1'42.626	269,3	16:02'55.324
20	30.430	23.839	28.811	19.342	1'42.422	269,3	16:04'37.746
21	30.270	24.013	28.759	19.304	1'42.346	270,0	16:06'20.092

Race Time 35'55.600

RET 34 L. BALDASSARRI							
Lap	Seg1	Seg2	Seg3	Seg4	Lap Time	km/h	Local Time
1		23.853	28.161	18.782	1'43.946	117,3	15:32'08.438

02/05/2026

P = Pits In/Out - C = Lap Time Cancelled

These data/results cannot be reproduced, stored and/or transmitted in whole or in part by any manner of electronic, mechanical, photocopying, recording, broadcasting or otherwise now known or herein after developed without the previous express consent by the copyright owner, except for reproduction in daily press and regular printed publications on sale to the public within 60 days of the event related to those data/results and always provided that copyright symbol appears together as follows below.

© DORNA WSBK ORGANIZATION Srl 2026

FCR PERUGIA TIMING



Motul Hungarian Round, 1-3 May 2026
Chronological Analysis Race 1

Start at 15:30'24.492

Race Time 1'43.946

5 / 5

02/05/2026 P = Pits In/Out - C = Lap Time Cancelled

These data/results cannot be reproduced, stored and/or transmitted in whole or in part by any manner of electronic, mechanical, photocopying, recording, broadcasting or otherwise now known or herein after developed without the previous express consent by the copyright owner, except for reproduction in daily press and regular printed publications on sale to the public within 60 days of the event related to those data/results and always provided that copyright symbol appears together as follows below.

© DORNA WSBK ORGANIZATION Srl 2026