

Motul Hungarian Round, 1-3 May 2026

Results Tissot Superpole Race

Laps 8 = 32,600 Km - Time of Race 13'10.468 - Avg. 148,469 km/h

1 / 2

Pos	Grid	No. Rider	Nat	Team	Bike	Class	LL	Gap	Rel.	Fastest Lap	Speed	Qualifying	Speed
1	1	11 N. BULEGA	ITA	Aruba.it Racing - Ducati	Ducati Panigale V4R	8				1'38.230	279,8	1'38.094	281,3
2	5	7 I. LECUONA	ESP	Aruba.it Racing - Ducati	Ducati Panigale V4R	8		0.894	0.894	1'38.423	282,7	1'38.878	282,7
3	2	34 L. BALDASSARRI	ITA	Team GoEleven	Ducati Panigale V4R	IND	8	5.103	4.209	1'38.922	279,8	1'38.702	279,8
4	9	19 A. BAUTISTA	ESP	Barni Spark Racing Team	Ducati Panigale V4R	IND	8	7.955	2.852	1'39.123	284,2	1'39.202	283,5
5	3	5 Y. MONTELLA	ITA	Barni Spark Racing Team	Ducati Panigale V4R	IND	8	8.674	0.719	1'39.238	283,5	1'38.719	281,3
6	8	67 A. SURRA	ITA	Motocorsa Racing	Ducati Panigale V4R	IND	8	9.323	0.649	1'39.401	282,7	1'39.051	280,5
7	10	22 A. LOWES	GBR	bimota by Kawasaki Racing Team	bimota KB998 Rimini	8		10.263	0.940	1'39.093	284,2	1'39.352	277,6
8	12	31 G. GERLOFF	USA	Kawasaki WorldSBK Team	Kawasaki ZX-10RR	8		11.248	0.985	1'39.251	283,5	1'39.419	279,8
9	11	95 T. MACKENZIE	GBR	MGM Optical Express Racing	Ducati Panigale V4R	IND	8	13.631	2.383	1'39.772	282,0	1'39.417	279,8
10	17	97 X. VIERGE	ESP	Pata Maxus Yamaha	Yamaha YZF R1	8		15.186	1.555	1'39.715	280,5	1'40.204	281,3
11	14	87 R. GARDNER	AUS	GYTR GRT Yamaha WorldSBK Team	Yamaha YZF R1	8		15.513	0.327	1'39.754	279,1	1'39.602	274,8
12	16	46 T. BRIDEWELL	GBR	Superbike Advocates	Ducati Panigale V4R	IND	8	15.742	0.229	1'39.894	282,7	1'39.908	281,3
13	6	55 A. LOCATELLI	ITA	Pata Maxus Yamaha	Yamaha YZF R1	8		15.906	0.164	1'39.505	282,0	1'38.916	279,8
14	19	62 S. MANZI	ITA	GYTR GRT Yamaha WorldSBK Team	Yamaha YZF R1	8		17.333	1.427	1'39.961	278,4	1'40.390	276,9
15	15	47 A. BASSANI	ITA	bimota by Kawasaki Racing Team	bimota KB998 Rimini	8		17.738	0.405	1'39.696	282,7	1'39.606	277,6
16	13	9 D. PETRUCCI	ITA	ROKIT BMW Motorrad WorldSBK Team	BMW M 1000 RR	8		18.736	0.998	1'40.289	282,7	1'39.533	276,2
17	18	13 M. RATO	ITA	Motocorsa Racing	Yamaha YZF R1	IND	8	22.225	3.489	1'40.616	274,8	1'40.340	275,5
18	20	54 B. SOFUOGLU	TUR	Motocorsa Racing	Yamaha YZF R1	IND	8	22.241	0.016	1'40.163	277,6	1'40.731	274,8
19	21	35 S. CHANTRA	THA	Honda HRC	Honda CBR1000RR-R SP	8		25.373	3.132	1'40.754	279,1	1'41.055	279,1
20	7	14 S. LOWES	GBR	ELF Marc VDS Racing Team	Ducati Panigale V4R	IND	8	26.333	0.960	1'39.933	282,0	1'38.938	281,3
21	22	92 Y. KUNII	JPN	Honda HRC	Honda CBR1000RR-R SP	8		29.476	3.143	1'41.375	276,2	1'41.196	277,6
-----Not Classified-----													
RET	4	88 M. OLIVEIRA	POR	ROKIT BMW Motorrad WorldSBK Team	BMW M 1000 RR		0					1'38.867	285,0

AIR	Humidity:	37%	Temp:	20°C
TRACK	Condition:	Dry	Temp:	35°C

Records	Pole [SP]	2026	N.Bulega	1'38.094	149,550 Km/h
	Race [RC1]	2026	N.Bulega	1'38.783	148,507 Km/h
	All Times [SP]	2026	N.Bulega	1'38.094	149,550 Km/h
Race Fastest Lap	[New Record]	Lap 3	N.Bulega	1'38.230	149,343 Km/h

LAP LEADERS				
No. Rider	From	To	Laps	Total
11 N. BULEGA	1	8	8	8

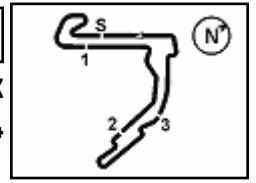
TOTAL LEADER LAPS	
No. Rider	Laps
11 N. BULEGA	175
7 I. LECUONA	5
5 Y. MONTELLA	3
14 S. LOWES	2

Start 03/05/2026 11:27 End 11:43 The results are provisional until the end of the time limit for protests and appeals and the completion of the technical checks.

These data/results cannot be reproduced, stored and/or transmitted in whole or in part by any manner of electronic, mechanical, photocopying, recording, broadcasting or otherwise now known or herein after developed without the previous express consent by the copyright owner, except for reproduction in daily press and regular printed publications on sale to the public within 60 days of the event related to those data/results and always provided that copyright symbol appears together as follows below.

© DORNA WSBK ORGANIZATION Srl 2026

Clerk Of The Course: **Kocsik Tamas**
Publication Time: **11:54**



Motul Hungarian Round, 1-3 May 2026

Results Tissot Superpole Race

Race Highlights

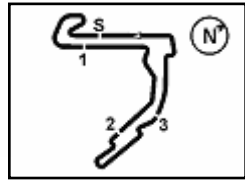
Time	No. Rider	Description
10.55.00		Sighting Lap Started
11.07.53		Warm Up Lap Started
11.10.08		Start of Session
11.11.04		Yellow Flag Out - Turn 7-8
11.11.04		Yellow Flag Out - Turn 5-6
11.11.15		RED FLAG
11.11.16		Yellow Flag In - Turn 5-6
11.11.16		Yellow Flag In - Turn 7-8
11.11.22		Yellow Flag Out - Turn 5-6
11.11.29		Double Yellow Flag Out - Turn 5-6
11.11.38	88 M. OLIVEIRA	#88 Crashed - Turn 6
11.11.38	55 A. LOCATELLI	#55 Crashed - Turn 6
11.13.33		Double Yellow Flag In - Turn 5-6
11.15.00		Quick start procedure - Pit lane opens at 11:22 - Race on 9 Laps
11.16.27		Incident at turn 6 - Under Investigation
11.16.56	88 M. OLIVEIRA	#88 Medical Centre
11.22.00		Sighting Lap Started
11.25.00		Warm Up Lap Started
11.27.20		Start of Session
11.28.38		No Jump Starts
11.28.46	55 A. LOCATELLI	#55 2X Long Lap Penalty - Irresponsible Riding - Opening Lap
11.31.57	87 R. GARDNER	#87 Lap Time Cancelled [1'40.402] - Exceeded Track Limits - Turn 17
11.32.01	55 A. LOCATELLI	#55 1 of 2X Long Lap Penalty Completed
11.33.46	55 A. LOCATELLI	#55 2 of 2X Long Lap Penalty Completed
11.33.52	87 R. GARDNER	#87 Track Limits Warning
11.33.59	55 A. LOCATELLI	#55 Track Limits Warning
11.34.17	54 B. SOFUOGLU	#54 Lap Time Cancelled [1'41.693] - Exceeded Track Limits - Turn 12
11.34.19	14 S. LOWES	#14 Lap Time Cancelled [1'45.582] - Exceeded Track Limits - Turn
11.34.21	92 Y. KUNII	#92 Lap Time Cancelled [1'42.467] - Exceeded Track Limits - Turn 15
11.34.28	55 A. LOCATELLI	#55 Lap Time Cancelled [1'42.120] - Exceeded Track Limits - Turn 17
11.35.01	97 X. VIERGE	#97 Track Limits Warning
11.35.07	97 X. VIERGE	#97 Lap Time Cancelled [1'40.123] - Exceeded Track Limits - Turn 17
11.36.33	92 Y. KUNII	#92 Course Cutting at Turn 15 Under Investigation
11.36.49	92 Y. KUNII	#92 Course Cutting at Turn 15 - No Further Action
11.37.40	31 G. GERLOFF	#31 Lap Time Cancelled [1'39.845] - Exceeded Track Limits - Turn 17
11.38.27	46 T. BRIDEWELL	#46 Lap Time Cancelled [1'39.780] - Exceeded Track Limits - Turn 17
11.38.27	31 G. GERLOFF	#31 Track Limits Warning
11.38.27	46 T. BRIDEWELL	#46 Track Limits Warning
11.41.04	14 S. LOWES	#14 Lap Time Cancelled [1'42.576] - Exceeded Track Limits - Turn 15
11.41.29		Podium Confirmed
11.41.38	14 S. LOWES	#14 Course Cutting at Turn 15 Under Investigation
11.41.58	14 S. LOWES	#14 Course Cutting at Turn 15 - No Further Action
11.50.30		End of Session

03/05/2026 11:27 11:43 The results are provisional until the end of the time limit for protests and appeals and the completion of the technical checks.

Clerk Of The Course: **Kocsik Tamas**
Publication Time: **11:54**

These data/results cannot be reproduced, stored and/or transmitted in whole or in part by any manner of electronic, mechanical, photocopying, recording, broadcasting or otherwise now known or herein after developed without the previous express consent by the copyright owner, except for reproduction in daily press and regular printed publications on sale to the public within 60 days of the event related to those data/results and always provided that copyright symbol appears together as follows below.

© DORNA WSBK ORGANIZATION Srl 2026



Motul Hungarian Round, 1-3 May 2026

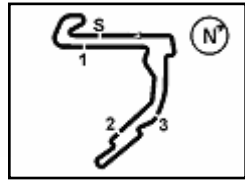
Riders Standings

	Points	Points From First	Points From Previous	February 22 PHILLIP ISLAND	March 29 PORTIMAO	April 19 ASSEN	May 3 BALATON	May 17 MOST	May 31 ARAGON	June 14 MISANO	July 12 DONINGTON	September 6 MAGNY-COURS	September 27 CREMONA	October 11 ESTORIL	October 18 JEREZ			
1 BULEGA Nicolo (ITA)	223			25 25 12 12	25 25 12 12	25 25 12 12	25 12											
2 LECUONA Iker (ESP)	146	77		10 8 1	20 20 9	20 20 9	20 9											
3 LOWES Sam (GBR)	89	134	57	11 5	11 11 5	16 16 7	7											
4 OLIVEIRA Miguel (POR)	85	138	4	8 9	16 16 7	9 4	16											
5 LOWES Alex (GBR)	82	141	3	9 7	13 13 6	11 5 5	10 3											
6 BAUTISTA Alvaro (ESP)	76	147	6	16 3	7 1	13 13 6	11 6											
7 BASSANI Axel (ITA)	67	156	9	13 20 9	8 8 2	4 3												
8 MONTELLA Yari (ITA)	66	157	1	20 6	4	5 11 2	13 5											
9 BALDASSARRI Lorenzo (ITA)	65	158	1	16 7 2	5 10	8 10		7										
10 LOCATELLI Andrea (ITA)	53	170	12	3 11	4 7	10 8 1	9											
11 PETRUCCI Danilo (ITA)	46	177	7	6 10	6 9	7 3	5											
12 VIERGE Xavi (ESP)	40	183	6		10 2 3	6 9 4	6											
13 MACKENZIE Tarran (GBR)	37	186	3	4 13	2	7 6	4 1											
14 GERLOFF Garrett (USA)	29	194	8	5 6 4	9		3 2											
15 SURRA Alberto (ITA)	25	198	4	7 4	1	1	8 4											
16 GARDNER Remy (AUS)	16	207	9	3	3 6	2 2												
17 MANZI Stefano (ITA)	9	214	7	2	5	1	1											
18 BRIDEWELL Thomas (GBR)	8	215	1		3	3	2											
19 NAGASHIMA Tetsuta (JPN)	7	216	1	2 5														
20 REA Jonathan (GBR)	4	219	3		4													
21 CHANTRA Somkiat (THA)	1	222	3		1													
22 SOFUOGLU Bahattin (TUR)	1	222	0	1														
23 VICKERS Ryan (GBR)	1	222	0	1														

03/05/2026 First Line: Race 1 & 2 - Second Line: Tissot Superpole Race

These data/results cannot be reproduced, stored and/or transmitted in whole or in part by any manner of electronic, mechanical, photocopying, recording, broadcasting or otherwise now known or herein after developed without the previous express consent by the copyright owner, except for reproduction in daily press and regular printed publications on sale to the public within 60 days of the event related to those data/results and always provided that copyright symbol appears together as follows below.

© DORNA WSBK ORGANIZATION Srl 2026



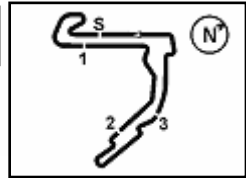
Motul Hungarian Round, 1-3 May 2026
Riders Standings

Points	Points From First	Points From Previous	Independent Riders															
			February 22 PHILLIP ISLAND	March 29 PORTIMAO	April 19 ASSEN	May 3 BALATON	May 17 MOST	May 31 ARAGON	June 14 MISANO	July 12 DONINGTON	September 6 MAGNY-COURS	September 27 CREMONA	October 11 ESTORIL	October 18 JEREZ				
1	LOWES Sam (GBR)	89	11 5	11 5	11 5	16 7	16 7	7										
2	BAUTISTA Alvaro (ESP)	76 13	16 3	7 1	13 6	13 6	11 6											
3	MONTELLA Yari (ITA)	66 23 10	20 6	7 4	5 2	11 5	13 5											
4	BALDASSARRI Lorenzo (ITA)	65 24 1	16 2	7 2	5 10	8 10	7 7											
5	MACKENZIE Tarran (GBR)	37 52 28	4 13	2	7 6	4 1												
6	SURRA Alberto (ITA)	25 64 12	7 4	1	1	8 4												
7	BRIDEWELL Thomas (GBR)	8 81 17		3	3	2												
8	SOFUOGLU Bahattin (TUR)	1 88 7	1															

03/05/2026 First Line: Race 1 & 2 - Second Line: Tissot Superpole Race

These data/results cannot be reproduced, stored and/or transmitted in whole or in part by any manner of electronic, mechanical, photocopying, recording, broadcasting or otherwise now known or herein after developed without the previous express consent by the copyright owner, except for reproduction in daily press and regular printed publications on sale to the public within 60 days of the event related to those data/results and always provided that copyright symbol appears together as follows below.

© DORNA WSBK ORGANIZATION Srl 2026



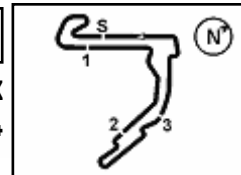
Motul Hungarian Round, 1-3 May 2026
Manufacturers Standings

	Points	Points From First	Points From Previous	February 22 PHILLIP ISLAND		March 29 PORTIMAO		April 19 ASSEN		May 3 BALATON		May 17 MOST		May 31 ARAGON		June 14 MISANO		July 12 DONINGTON		September 6 MAGNY-COURS		September 27 CREMONA		October 11 ESTORIL		October 18 JEREZ				
				25	25	25	25	25	25	25	25	25	25	25	25	25	25	25	25	25	25	25	25	25	25	25	25	25	25	25
1	223			12	12	12	12	12	12	12	12																			
2	108	115		9	9	6	6	5	5	10	3																			
3	92	131	16	10	10	7	7	3	3	16																				
4	66	157	26	11	11	3	3	9	9	9																				
5	29	194	37	6	6	4	4			3	2																			
6	11	212	18	5	5																									

03/05/2026 First Line: Race 1 & 2 - Second Line: Tissot Superpole Race

These data/results cannot be reproduced, stored and/or transmitted in whole or in part by any manner of electronic, mechanical, photocopying, recording, broadcasting or otherwise now known or herein after developed without the previous express consent by the copyright owner, except for reproduction in daily press and regular printed publications on sale to the public within 60 days of the event related to those data/results and always provided that copyright symbol appears together as follows below.

© DORNA WSBK ORGANIZATION Srl 2026



Motul Hungarian Round, 1-3 May 2026

Teams Standings

		February 22 PHILLIP ISLAND	March 29 PORTIMAO	April 19 ASSEN	May 3 BALATON	May 17 MOST	May 31 ARAGON	June 14 MISANO	July 12 DONINGTON	September 6 MAGNY-COURS	September 27 CREMONA	October 11 ESTORIL	October 18 JEREZ						
1	Aruba.it Racing - Ducati	369																	
	BULEGA Nicola	223	25 12	25 12	25 12	25 12	25 12												
	LECUONA Iker	146	10 1	8 9	20 9	20 9	20 9												
2	bimota by Kawasaki Racing Team	149 [-220]																	
	LOWES Alex	82	9 7	13 6	13 6	11 5	5 3	10 3											
	BASSANI Axel	67	13 9	20 2	8 2	8 2	4 3	3 5											
3	Barni Spark Racing Team	142 [-227]																	
	BAUTISTA Alvaro	76	3 16	7 1	13 6	13 6	11 6	11 6											
	MONTELLA Yari	66	20 6	6 4	5 2	11 2	13 5												
4	ROKIT BMW Motorrad WorldSBK Team	131 [-238]																	
	OLIVEIRA Miguel	85	8 9	16 7	16 7	9 4	4 16												
	PETRUCCI Danilo	46	6 10	6 9	3 7	7 5													
5	Pata Maxus Yamaha	93 [-276]																	
	LOCATELLI Andrea	53	3 11	4 7	10 1	8 9													
	VIERGE Xavi	40		10 3	2 4	6 9	6 4												
6	ELF Marc VDS Racing Team	89 [-280]																	
	LOWES Sam	89	11 5	11 5	11 5	16 7	16 7	7 7											
7	Team Gooleven	65 [-304]																	
	BALDASSARRI Lorenzo	65	16 2	7 10	5 10	8 10	7 7												
8	MGM Optical Express Racing	37 [-332]																	
	MACKENZIE Tarran	37	4 13	2 2	7 6	4 1													
9	Kawasaki WorldSBK Team	29 [-340]																	
	GERLOFF Garrett	29	5 4	6 9			3 2												
10	Motocorsa Racing	25 [-344]																	
	SURRA Alberto	25	7 4	1 1	1 1	8 4													
11	GYTR GRT Yamaha WorldSBK Team	25 [-344]																	
	GARDNER Remy	16		3 3	6 6	2 2													
	MANZI Stefano	9		2 5		1 1													
12	Honda HRC	13 [-356]																	
	NAGASHIMA Tetsuta	7	2 5																
	REA Jonathan	4			4														
	VICKERS Ryan	1	1																
	CHANTRA Somkiat	1			1														

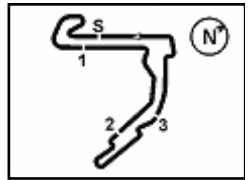
03/05/2026

These data/results cannot be reproduced, stored and/or transmitted in whole or in part by any manner of electronic, mechanical, photocopying, recording, broadcasting or otherwise now known or herein after developed without the previous express consent by the copyright owner, except for reproduction in daily press and regular printed publications on sale to the public within 60 days of the event related to those data/results and always provided that copyright symbol appears together as follows below.

© DORNA WSBK ORGANIZATION Srl 2026

FICR PERUGIA TIMING





Motul Hungarian Round, 1-3 May 2026

Teams Standings

	February 22 PHILLIP ISLAND	March 29 PORTIMAO	April 19 ASSEN	May 3 BALATON	May 17 MOST	May 31 ARAGON	June 14 MISANO	July 12 DONINGTON	September 6 MAGNY-COURS	September 27 CREMONA	October 11 ESTORIL	October 18 JEREZ		
13 Superbike Advocates	8 [-361]													
BRIDEWELL Thomas	8	3	3	2										
14 Motoxracing WorldSBK Team	1 [-368]													
SOFUOGLU Bahattin	1	1												

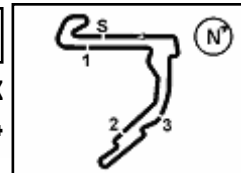
03/05/2026

These data/results cannot be reproduced, stored and/or transmitted in whole or in part by any manner of electronic, mechanical, photocopying, recording, broadcasting or otherwise now known or herein after developed without the previous express consent by the copyright owner, except for reproduction in daily press and regular printed publications on sale to the public within 60 days of the event related to those data/results and always provided that copyright symbol appears together as follows below.

© DORNA WSBK ORGANIZATION Srl 2026

FICR PERUGIA TIMING





Motul Hungarian Round, 1-3 May 2026

Teams Standings

	February 22 PHILLIP ISLAND	March 29 PORTIMAO	April 19 ASSEN	May 3 BALATON	May 17 MOST	May 31 ARAGON	June 14 MISANO	July 12 DONINGTON	September 6 MAGNY-COURS	September 27 CREMONA	October 11 ESTORIL	October 18 JEREZ			
--	-------------------------------	----------------------	-------------------	------------------	----------------	------------------	-------------------	----------------------	----------------------------	-------------------------	-----------------------	---------------------	--	--	--

Referent Teams															
1 Aruba.it Racing - Ducati 369															
BULEGA Nicolo	223	25 12	25 12	25 12	25 12	25 12									
LECUONA Iker	146	10 8 1	20 20 9	20 20 9	20 20 9										
2 bimota by Kawasaki Racing Team 149 [-220]															
LOWES Alex	82	9 7	13 6	13 6	11 5	5 3	10								
BASSANI Axel	67	13 9	20 2	8 2	8 2	4 3									
3 ROKiT BMW Motorrad WorldSBK Team 131 [-238]															
OLIVEIRA Miguel	85	8 9	16 7	16 7	9 4	4 16									
PETRUCCI Danilo	46	6 10	6 9			7 3	5								
4 Pata Maxus Yamaha 93 [-276]															
LOCATELLI Andrea	53	3 11	4 7		10 8	1 9									
VIERGE Xavi	40		10 3	2 3	6 4	9 4	6								
5 Kawasaki WorldSBK Team 29 [-340]															
GERLOFF Garrett	29	5 4	6 9			3 2									
6 GYTR GRT Yamaha WorldSBK Team 25 [-344]															
GARDNER Remy	16	3	3 6	2 2											
MANZI Stefano	9	2	5	1 1											
7 Honda HRC 13 [-356]															
NAGASHIMA Tetsuta	7	2 5													
REA Jonathan	4		4												
VICKERS Ryan	1	1													
CHANTRA Somkiat	1		1												

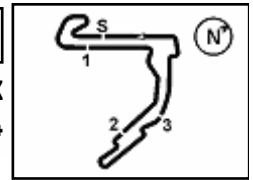
03/05/2026

These data/results cannot be reproduced, stored and/or transmitted in whole or in part by any manner of electronic, mechanical, photocopying, recording, broadcasting or otherwise now known or herein after developed without the previous express consent by the copyright owner, except for reproduction in daily press and regular printed publications on sale to the public within 60 days of the event related to those data/results and always provided that copyright symbol appears together as follows below.

© DORNA WSBK ORGANIZATION Srl 2026

FICR PERUGIA TIMING





Motul Hungarian Round, 1-3 May 2026

Teams Standings

	February 22 PHILIP ISLAND	March 29 PORTIMAO	April 19 ASSEN	May 3 BALATON	May 17 MOST	May 31 ARAGON	June 14 MISANO	July 12 DONINGTON	September 6 MAGNY-COURS	September 27 CREMONA	October 11 ESTORIL	October 18 JEREZ		
--	------------------------------	----------------------	-------------------	------------------	----------------	------------------	-------------------	----------------------	----------------------------	-------------------------	-----------------------	---------------------	--	--

Independent Teams

1 Barni Spark Racing Team		142												
BAUTISTA Alvaro	76	16 3	7 1	13 13	11 6									
MONTELLA Yari	66	20 6	4	5 2	11 13	5								
2 ELF Marc VDS Racing Team		89 [-53]												
LOWES Sam	89	11 5	11 5	16 7	16 7	7								
3 Team Goeleven		65 [-77]												
BALDASSARRI Lorenzo	65	16 2	7 10	5 8	10 10	7								
4 MGM Optical Express Racing		37 [-105]												
MACKENZIE Tarran	37	4 13	2	7 6	4 1									
5 Motocorsa Racing		25 [-117]												
SURRA Alberto	25	7 4	1	1	8 4									
6 Motoxracing WorldSBK Team		1 [-141]												
SOFUOGLU Bahattin	1	1												

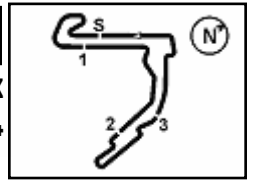
03/05/2026

These data/results cannot be reproduced, stored and/or transmitted in whole or in part by any manner of electronic, mechanical, photocopying, recording, broadcasting or otherwise now known or herein after developed without the previous express consent by the copyright owner, except for reproduction in daily press and regular printed publications on sale to the public within 60 days of the event related to those data/results and always provided that copyright symbol appears together as follows below.

© DORNA WSBK ORGANIZATION Srl 2026

FCR PERUGIA TIMING





Motul Hungarian Round, 1-3 May 2026
Tissot Superpole Award

Points	Points From First	Points From Previous	February 22		March 29		April 19		May 3		May 17		May 31		June 14		July 12		September 6		September 27		October 11		October 18					
			PHILLIP ISLAND	PHILLIP ISLAND	PORTIMAO	PORTIMAO	ASSEN	ASSEN	BALATON	BALATON	MOST	MOST	ARAGON	ARAGON	MISANO	MISANO	DONINGTON	DONINGTON	MAGNY-COURS	MAGNY-COURS	CREMONA	CREMONA	ESTORIL	ESTORIL	JEREZ	JEREZ				
1	BULEGA Nicolo (ITA)	96	12	12	12	12	12	12																						
2	LECUONA Iker (ESP)	49 47	1	9	9	7	9	5	9																					
3	LOWES Sam (GBR)	41 55 8	7	5	5	5	9	7	3																					
4	MONTELLA Yari (ITA)	40 56 1	9	6	7	4	2	7	5																					
5	LOWES Alex (GBR)	34 62 6	6	7	3	6	4	5	3																					
6	BALDASSARRI Lorenzo (ITA)	24 72 10	3	2	2	1	9	7																						
7	BAUTISTA Alvaro (ESP)	20 76 4	3	1	3	6	1	6																						
8	OLIVEIRA Miguel (POR)	19 77 1		6	7		6																							
9	VIERGE Xavi (ESP)	17 79 2	1	4	3	5	4																							
10	BASSANI Axel (ITA)	16 80 1	5	9	2																									
11	PETRUCCI Danilo (ITA)	14 82 2	4	1	6	3																								
12	GERLOFF Garrett (USA)	8 88 6	2	4			2																							
13	LOCATELLI Andrea (ITA)	7 89 1			2	1	4																							
14	SURRA Alberto (ITA)	6 90 1					2	4																						
15	MACKENZIE Tarran (GBR)	1 95 5					1																							

03/05/2026 Odd points columns: Tissot Superpole Even points columns: Tissot Superpole Race

These data/results cannot be reproduced, stored and/or transmitted in whole or in part by any manner of electronic, mechanical, photocopying, recording, broadcasting or otherwise now known or herein after developed without the previous express consent by the copyright owner, except for reproduction in daily press and regular printed publications on sale to the public within 60 days of the event related to those data/results and always provided that copyright symbol appears together as follows below.

© DORNA WSBK ORGANIZATION Srl 2026

Motul Hungarian Round, 1-3 May 2026

Best Sectors & Speed Tissot Superpole Race

RESULTS

1	11 N. BULEGA	Ducati Panigale V4R	Laps 8
2	7 I. LECUONA	Ducati Panigale V4R	0.894
3	34 L. BALDASSARRI	Ducati Panigale V4R	5.103
4	19 A. BAUTISTA	Ducati Panigale V4R	7.955
5	5 Y. MONTELLA	Ducati Panigale V4R	8.674
6	67 A. SURRA	Ducati Panigale V4R	9.323
7	22 A. LOWES	bimota KB998 Rimini	10.263
8	31 G. GERLOFF	Kawasaki ZX-10RR	11.248
9	95 T. MACKENZIE	Ducati Panigale V4R	13.631
10	97 X. VIERGE	Yamaha YZF R1	15.186
11	87 R. GARDNER	Yamaha YZF R1	15.513
12	46 T. BRIDEWELL	Ducati Panigale V4R	15.742
13	55 A. LOCATELLI	Yamaha YZF R1	15.906
14	62 S. MANZI	Yamaha YZF R1	17.333
15	47 A. BASSANI	bimota KB998 Rimini	17.738
16	9 D. PETRUCCI	BMW M 1000 RR	18.736
17	13 M. RATO	Yamaha YZF R1	22.225
18	54 B. SOFUOGLU	Yamaha YZF R1	22.241
19	35 S. CHANTRA	Honda CBR1000RR-R SP	25.373
20	14 S. LOWES	Ducati Panigale V4R	26.333
21	92 Y. KUNII	Honda CBR1000RR-R SP	29.476
RET	88 M. OLIVEIRA	BMW M 1000 RR	

SPEED

1	22 A. LOWES	bimota KB998 Rimini	284,2
2	19 A. BAUTISTA	Ducati Panigale V4R	284,2
3	5 Y. MONTELLA	Ducati Panigale V4R	283,5
4	31 G. GERLOFF	Kawasaki ZX-10RR	283,5
5	67 A. SURRA	Ducati Panigale V4R	282,7
6	46 T. BRIDEWELL	Ducati Panigale V4R	282,7
7	47 A. BASSANI	bimota KB998 Rimini	282,7
8	9 D. PETRUCCI	BMW M 1000 RR	282,7
9	7 I. LECUONA	Ducati Panigale V4R	282,7
10	55 A. LOCATELLI	Yamaha YZF R1	282,0
11	14 S. LOWES	Ducati Panigale V4R	282,0
12	95 T. MACKENZIE	Ducati Panigale V4R	282,0
13	97 X. VIERGE	Yamaha YZF R1	280,5
14	11 N. BULEGA	Ducati Panigale V4R	279,8
15	34 L. BALDASSARRI	Ducati Panigale V4R	279,8
16	87 R. GARDNER	Yamaha YZF R1	279,1
17	35 S. CHANTRA	Honda CBR1000RR-R SP	279,1
18	62 S. MANZI	Yamaha YZF R1	278,4
19	54 B. SOFUOGLU	Yamaha YZF R1	277,6
20	92 Y. KUNII	Honda CBR1000RR-R SP	276,2
21	13 M. RATO	Yamaha YZF R1	274,8

SEG. 1

1	11 N. BULEGA	29.263
2	34 L. BALDASSARRI	29.372
3	7 I. LECUONA	29.385
4	19 A. BAUTISTA	29.494
5	67 A. SURRA	29.551
6	55 A. LOCATELLI	29.564
7	14 S. LOWES	29.573
8	31 G. GERLOFF	29.576
9	5 Y. MONTELLA	29.593
10	22 A. LOWES	29.628
11	95 T. MACKENZIE	29.638
12	47 A. BASSANI	29.734
13	97 X. VIERGE	29.744
14	9 D. PETRUCCI	29.763
15	87 R. GARDNER	29.781
16	62 S. MANZI	29.813
17	46 T. BRIDEWELL	29.836
18	13 M. RATO	29.920
19	54 B. SOFUOGLU	29.979
20	35 S. CHANTRA	30.008
21	92 Y. KUNII	30.084

SEG. 2

1	11 N. BULEGA	22.933
2	7 I. LECUONA	22.985
3	97 X. VIERGE	23.014
4	34 L. BALDASSARRI	23.014
5	22 A. LOWES	23.089
6	31 G. GERLOFF	23.093
7	55 A. LOCATELLI	23.096
8	5 Y. MONTELLA	23.097
9	19 A. BAUTISTA	23.110
10	87 R. GARDNER	23.147
11	14 S. LOWES	23.169
12	47 A. BASSANI	23.222
13	95 T. MACKENZIE	23.225
14	9 D. PETRUCCI	23.276
15	67 A. SURRA	23.278
16	62 S. MANZI	23.293
17	46 T. BRIDEWELL	23.293
18	54 B. SOFUOGLU	23.303
19	35 S. CHANTRA	23.478
20	92 Y. KUNII	23.505
21	13 M. RATO	23.595

SEG. 3

1	7 I. LECUONA	27.454
2	11 N. BULEGA	27.529
3	19 A. BAUTISTA	27.653
4	34 L. BALDASSARRI	27.685
5	31 G. GERLOFF	27.690
6	22 A. LOWES	27.691
7	67 A. SURRA	27.702
8	5 Y. MONTELLA	27.758
9	46 T. BRIDEWELL	27.806
10	55 A. LOCATELLI	27.815
11	14 S. LOWES	27.835
12	87 R. GARDNER	27.836
13	47 A. BASSANI	27.883
14	97 X. VIERGE	27.933
15	54 B. SOFUOGLU	27.946
16	62 S. MANZI	27.951
17	95 T. MACKENZIE	27.983
18	9 D. PETRUCCI	27.992
19	13 M. RATO	28.020
20	35 S. CHANTRA	28.155
21	92 Y. KUNII	28.333

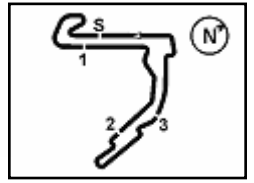
SEG. 4

1	11 N. BULEGA	18.417
2	7 I. LECUONA	18.419
3	34 L. BALDASSARRI	18.589
4	55 A. LOCATELLI	18.643
5	19 A. BAUTISTA	18.648
6	31 G. GERLOFF	18.666
7	67 A. SURRA	18.672
8	22 A. LOWES	18.675
9	5 Y. MONTELLA	18.680
10	95 T. MACKENZIE	18.709
11	54 B. SOFUOGLU	18.721
12	62 S. MANZI	18.761
13	87 R. GARDNER	18.761
14	46 T. BRIDEWELL	18.784
15	47 A. BASSANI	18.805
16	97 X. VIERGE	18.827
17	14 S. LOWES	18.857
18	9 D. PETRUCCI	18.937
19	13 M. RATO	18.963
20	35 S. CHANTRA	19.034
21	92 Y. KUNII	19.055

03/05/2026

These data/results cannot be reproduced, stored and/or transmitted in whole or in part by any manner of electronic, mechanical, photocopying, recording, broadcasting or otherwise now known or herein after developed without the previous express consent by the copyright owner, except for reproduction in daily press and regular printed publications on sale to the public within 60 days of the event related to those data/results and always provided that copyright symbol appears together as follows below.

© DORNA WSBK ORGANIZATION Srl 2026



Motul Hungarian Round, 1-3 May 2026
Lap Chart Tissot Superpole Race

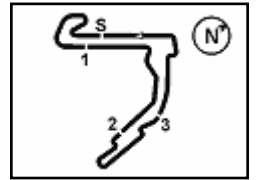
	Lap							
	1	2	3	4	5	6	7	8
1	11	11	11	11	11	11	11	11
2	7	7	7	7	7	7	7	7
3	34	34	34	34	34	34	34	34
4	55	55	19	19	19	19	19	19
5	19	19	5	5	5	5	5	5
6	5	5	67	67	67	67	67	67
7	67	67	22	22	22	22	22	22
8	14	22	55	31	31	31	31	31
9	22	31	31	95	95	95	95	95
10	31	95	95	97	97	97	97	97
11	97	97	97	87	87	87	87	87
12	95	62	62	46	46	46	46	46
13	62	46	87	55	55	55	55	55
14	46	87	46	62	62	62	62	62
15	87	14	14	9	9	9	47	47
16	47	9	9	47	47	47	9	9
17	9	47	47	13	13	13	13	13
18	13	13	13	54	54	54	54	54
19	54	54	54	35	35	35	14	35
20	35	35	35	14	14	14	35	14
21	92	92	92	92	92	92	92	92

Final Result		
1	11 N. BULEGA	Laps 8
2	7 I. LECUONA	0.894
3	34 L. BALDASSARRI	5.103
4	19 A. BAUTISTA	7.955
5	5 Y. MONTELLA	8.674
6	67 A. SURRA	9.323
7	22 A. LOWES	10.263
8	31 G. GERLOFF	11.248
9	95 T. MACKENZIE	13.631
10	97 X. VIERGE	15.186
11	87 R. GARDNER	15.513
12	46 T. BRIDEWELL	15.742
13	55 A. LOCATELLI	15.906
14	62 S. MANZI	17.333
15	47 A. BASSANI	17.738
16	9 D. PETRUCCI	18.736
17	13 M. RATO	22.225
18	54 B. SOFIOGLU	22.241
19	35 S. CHANTRA	25.373
20	14 S. LOWES	26.333
21	92 Y. KUNII	29.476
RET	88 M. OLIVEIRA	

03/05/2026

These data/results cannot be reproduced, stored and/or transmitted in whole or in part by any manner of electronic, mechanical, photocopying, recording, broadcasting or otherwise now known or herein after developed without the previous express consent by the copyright owner, except for reproduction in daily press and regular printed publications on sale to the public within 60 days of the event related to those data/results and always provided that copyright symbol appears together as follows below.

© DORNA WSBK ORGANIZATION Srl 2026



Motul Hungarian Round, 1-3 May 2026

Lap Chart Tissot Superpole Race

Lap 1	
1	11 N.Bulega 1'40.594
2	7 I.Lecuona 0.489
3	34 L.Baldassarri 1.300
4	55 A.Locatelli 1.723
5	19 A.Bautista 2.101
6	5 Y.Montella 2.387
7	67 A.Surra 2.568
8	14 S.Lowes 3.109
9	22 A.Lowes 3.381
10	31 G.Gerloff 3.559
11	97 X.Vierge 3.815
12	95 T.Mackenzie 3.969
13	62 S.Manzi 4.322
14	46 T.Bridewell 4.455
15	87 R.Gardner 4.591
16	47 A.Bassani 4.865
17	9 D.Petrucci 5.146
18	13 M.Rato 5.556
19	54 B.Sofuoglu 5.608
20	35 S.Chantra 6.093
21	92 Y.Kunii 6.516

Lap 2	
1	11 N.Bulega 3'18.857
2	7 I.Lecuona 0.883
3	34 L.Baldassarri 2.183
4	55 A.Locatelli 2.965
5	19 A.Bautista 3.271
6	5 Y.Montella 3.665
7	67 A.Surra 3.913
8	22 A.Lowes 4.863
9	31 G.Gerloff 4.968
10	95 T.Mackenzie 5.649
11	97 X.Vierge 5.917
12	62 S.Manzi 6.187
13	46 T.Bridewell 6.456
14	87 R.Gardner 6.730
15	14 S.Lowes 6.958
16	9 D.Petrucci 7.178
17	47 A.Bassani 7.396
18	13 M.Rato 8.160
19	54 B.Sofuoglu 8.309
20	35 S.Chantra 9.673
21	92 Y.Kunii 10.308

Lap 3	
1	11 N.Bulega 4'57.087
2	7 I.Lecuona 1.322
3	34 L.Baldassarri 2.968
4	19 A.Bautista 4.480
5	5 Y.Montella 4.757
6	67 A.Surra 5.176
7	22 A.Lowes 6.522
8	55 A.Locatelli 6.855
9	31 G.Gerloff 6.952
10	95 T.Mackenzie 7.191
11	97 X.Vierge 7.810
12	62 S.Manzi 7.918
13	87 R.Gardner 8.361
14	46 T.Bridewell 8.792
15	14 S.Lowes 8.917
16	9 D.Petrucci 9.369
17	47 A.Bassani 9.578
18	13 M.Rato 10.546
19	54 B.Sofuoglu 10.911
20	35 S.Chantra 12.513
21	92 Y.Kunii 13.986

Lap 4	
1	11 N.Bulega 6'35.688
2	7 I.Lecuona 1.549

3	34 L.Baldassarri 3.404
4	19 A.Bautista 5.039
5	5 Y.Montella 5.607
6	67 A.Surra 6.085
7	22 A.Lowes 7.427
8	31 G.Gerloff 7.864
9	95 T.Mackenzie 8.648
10	97 X.Vierge 9.999
11	87 R.Gardner 10.718
12	46 T.Bridewell 10.946
13	55 A.Locatelli 11.126
14	62 S.Manzi 11.404
15	9 D.Petrucci 11.566
16	47 A.Bassani 11.787
17	13 M.Rato 12.610
18	54 B.Sofuoglu 14.003
19	35 S.Chantra 15.235
20	14 S.Lowes 15.898
21	92 Y.Kunii 17.852

Lap 5	
1	11 N.Bulega 8'14.508
2	7 I.Lecuona 1.290
3	34 L.Baldassarri 3.852
4	19 A.Bautista 6.015
5	5 Y.Montella 6.451
6	67 A.Surra 6.861
7	22 A.Lowes 7.700
8	31 G.Gerloff 8.889
9	95 T.Mackenzie 9.806
10	97 X.Vierge 10.894
11	87 R.Gardner 11.652
12	46 T.Bridewell 11.906
13	55 A.Locatelli 12.140
14	62 S.Manzi 12.891
15	9 D.Petrucci 13.152
16	47 A.Bassani 13.408
17	13 M.Rato 14.575
18	54 B.Sofuoglu 15.842
19	35 S.Chantra 17.169
20	14 S.Lowes 17.355
21	92 Y.Kunii 20.981

Lap 6	
1	11 N.Bulega 9'53.278
2	7 I.Lecuona 1.049
3	34 L.Baldassarri 4.297
4	19 A.Bautista 6.368
5	5 Y.Montella 7.000
6	67 A.Surra 7.602
7	22 A.Lowes 8.520
8	31 G.Gerloff 9.370
9	95 T.Mackenzie 11.073
10	97 X.Vierge 12.412
11	87 R.Gardner 12.698
12	46 T.Bridewell 13.034
13	55 A.Locatelli 13.238
14	62 S.Manzi 14.121
15	9 D.Petrucci 15.040
16	47 A.Bassani 15.163
17	13 M.Rato 16.749
18	54 B.Sofuoglu 17.552
19	35 S.Chantra 19.893
20	14 S.Lowes 21.014
21	92 Y.Kunii 23.623

Lap 7	
1	11 N.Bulega 11'31.923
2	7 I.Lecuona 0.827
3	34 L.Baldassarri 4.574
4	19 A.Bautista 6.900
5	5 Y.Montella 7.593
6	67 A.Surra 8.358

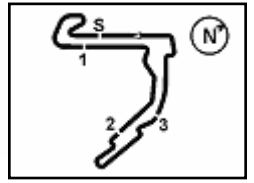
7	22 A.Lowes 9.434
8	31 G.Gerloff 10.225
9	95 T.Mackenzie 12.391
10	97 X.Vierge 13.740
11	87 R.Gardner 14.017
12	46 T.Bridewell 14.283
13	55 A.Locatelli 14.574
14	62 S.Manzi 15.795
15	47 A.Bassani 16.587
16	9 D.Petrucci 16.992
17	13 M.Rato 18.917
18	54 B.Sofuoglu 19.070
19	14 S.Lowes 22.302
20	35 S.Chantra 22.322
21	92 Y.Kunii 26.353

Lap 8	
1	11 N.Bulega 13'10.468
2	7 I.Lecuona 0.894
3	34 L.Baldassarri 5.103
4	19 A.Bautista 7.955
5	5 Y.Montella 8.674
6	67 A.Surra 9.323
7	22 A.Lowes 10.263
8	31 G.Gerloff 11.248
9	95 T.Mackenzie 13.631
10	97 X.Vierge 15.186
11	87 R.Gardner 15.513
12	46 T.Bridewell 15.742
13	55 A.Locatelli 15.906
14	62 S.Manzi 17.333
15	47 A.Bassani 17.738
16	9 D.Petrucci 18.736
17	13 M.Rato 22.225
18	54 B.Sofuoglu 22.241
19	35 S.Chantra 25.373
20	14 S.Lowes 26.333
21	92 Y.Kunii 29.476

03/05/2026

These data/results cannot be reproduced, stored and/or transmitted in whole or in part by any manner of electronic, mechanical, photocopying, recording, broadcasting or otherwise now known or herein after developed without the previous express consent by the copyright owner, except for reproduction in daily press and regular printed publications on sale to the public within 60 days of the event related to those data/results and always provided that copyright symbol appears together as follows below.

© DORNA WSBK ORGANIZATION Srl 2026



Race Pace Comparison

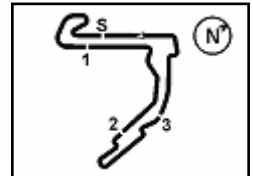
	11 Bul	7 Lec	34 Bal	19 Bau	5 Mon	67 Sur	22 ALo	31 Ger	95 Mac	97 Vie	87 Gar	46 Bri	55 Loc	62 Man
1	1'40.594	1'41.083	1'41.894	1'42.695	1'42.981	1'43.162	1'43.975	1'44.153	1'44.563	1'44.409	1'45.185	1'45.049	1'42.317	1'44.916
2	1'38.263	1'38.657	1'39.146	1'39.433	1'39.541	1'39.608	1'39.745	1'39.672	1'39.943	1'40.365	1'40.402	1'40.264	1'39.505	1'40.128
3	1'38.230	1'38.669	1'39.015	1'39.439	1'39.322	1'39.493	1'39.889	1'40.214	1'39.772	1'40.123	1'39.861	1'40.566	1'42.120	1'39.961
4	1'38.601	1'38.828	1'39.037	1'39.160	1'39.451	1'39.510	1'39.506	1'39.513	1'40.058	1'40.790	1'40.958	1'40.755	1'42.872	1'42.087
5	1'38.820	1'38.561	1'39.268	1'39.796	1'39.664	1'39.596	1'39.093	1'39.845	1'39.978	1'39.715	1'39.754	1'39.780	1'39.834	1'40.307
6	1'38.770	1'38.529	1'39.215	1'39.123	1'39.319	1'39.511	1'39.590	1'39.251	1'40.037	1'40.288	1'39.816	1'39.898	1'39.868	1'40.000
7	1'38.645	1'38.423	1'38.922	1'39.177	1'39.238	1'39.401	1'39.559	1'39.500	1'39.963	1'39.973	1'39.964	1'39.894	1'39.981	1'40.319
8	1'38.545	1'38.612	1'39.074	1'39.600	1'39.626	1'39.510	1'39.374	1'39.568	1'39.785	1'39.991	1'40.041	1'40.004	1'39.877	1'40.083

	47 Bas	9 Pet	13 Rat	54 Sof	35 Cha	14 SLo	92 Kun
1	1'45.459	1'45.740	1'46.150	1'46.202	1'46.687	1'43.703	1'47.110
2	1'40.794	1'40.295	1'40.867	1'40.964	1'41.843	1'42.112	1'42.055
3	1'40.412	1'40.421	1'40.616	1'40.832	1'41.070	1'40.189	1'41.908
4	1'40.810	1'40.798	1'40.665	1'41.693	1'41.323	1'45.582	1'42.467
5	1'40.441	1'40.406	1'40.785	1'40.659	1'40.754	1'40.277	1'41.949
6	1'40.525	1'40.658	1'40.944	1'40.480	1'41.494	1'42.429	1'41.412
7	1'40.069	1'40.597	1'40.813	1'40.163	1'41.074	1'39.933	1'41.375
8	1'39.696	1'40.289	1'41.853	1'41.716	1'41.596	1'42.576	1'41.668

03/05/2026

These data/results cannot be reproduced, stored and/or transmitted in whole or in part by any manner of electronic, mechanical, photocopying, recording, broadcasting or otherwise now known or herein after developed without the previous express consent by the copyright owner, except for reproduction in daily press and regular printed publications on sale to the public within 60 days of the event related to those data/results and always provided that copyright symbol appears together as follows below.

© DORNA WSBK ORGANIZATION Srl 2026



Motul Hungarian Round, 1-3 May 2026

Chronological Analysis Tissot Superpole Race

Start at 11:27/27.827

1 / 2

1° 11 N. BULEGA [1'38.230]							
Lap	Seg1	Seg2	Seg3	Seg4	Lap Time	km/h	Local Time
1		23.080	27.551	18.513	1'40.594	116,8	11:29'08.421
2	29.316	22.969	27.561	18.417	1'38.263	278,4	11:30'46.684
3	29.263	22.933	27.596	18.438	1'38.230	278,4	11:32'24.914
4	29.302	23.072	27.750	18.477	1'38.601	279,1	11:34'03.515
5	29.364	23.173	27.661	18.622	1'38.820	278,4	11:35'42.335
6	29.452	22.998	27.712	18.608	1'38.770	277,6	11:37'21.105
7	29.473	23.042	27.577	18.553	1'38.645	279,8	11:38'59.750
8	29.408	23.077	27.529	18.531	1'38.545	279,1	11:40'38.295
Race Time 13'10.468							

2° 7 I. LECUONA [1'38.423]							
Lap	Seg1	Seg2	Seg3	Seg4	Lap Time	km/h	Local Time
1		23.132	27.533	18.550	1'41.083	129,2	11:29'08.910
2	29.396	23.071	27.569	18.621	1'38.657	279,8	11:30'47.567
3	29.407	22.985	27.712	18.565	1'38.669	280,5	11:32'26.236
4	29.517	23.162	27.534	18.615	1'38.828	279,8	11:34'05.064
5	29.492	22.989	27.548	18.532	1'38.561	279,8	11:35'43.625
6	29.529	23.053	27.528	18.419	1'38.529	281,3	11:37'22.154
7	29.385	23.059	27.454	18.525	1'38.423	282,7	11:39'00.577
8	29.485	23.040	27.516	18.571	1'38.612	282,7	11:40'39.189
Race Time 13'11.362							

3° 34 L. BALDASSARRI [1'38.922]							
Lap	Seg1	Seg2	Seg3	Seg4	Lap Time	km/h	Local Time
1		23.319	27.822	18.717	1'41.894	117,1	11:29'09.721
2	29.372	23.358	27.743	18.673	1'39.146	276,9	11:30'48.867
3	29.475	23.145	27.722	18.673	1'39.015	278,4	11:32'27.882
4	29.488	23.084	27.808	18.657	1'39.037	277,6	11:34'06.919
5	29.645	23.202	27.685	18.736	1'39.268	277,6	11:35'46.187
6	29.701	23.092	27.795	18.627	1'39.215	278,4	11:37'25.402
7	29.465	23.014	27.832	18.611	1'38.922	279,8	11:39'04.324
8	29.583	23.145	27.757	18.589	1'39.074	278,4	11:40'43.398
Race Time 13'15.571							

4° 19 A. BAUTISTA [1'39.123]							
Lap	Seg1	Seg2	Seg3	Seg4	Lap Time	km/h	Local Time
1		23.450	27.996	18.817	1'42.695	139,7	11:29'10.522
2	29.760	23.110	27.796	18.767	1'39.433	284,2	11:30'49.955
3	29.603	23.126	27.851	18.859	1'39.439	284,2	11:32'29.394
4	29.678	23.181	27.653	18.648	1'39.160	280,5	11:34'08.554
5	29.743	23.249	28.125	18.679	1'39.796	282,7	11:35'48.350
6	29.585	23.139	27.750	18.649	1'39.123	283,5	11:37'27.473
7	29.494	23.185	27.805	18.693	1'39.177	284,2	11:39'06.650
8	29.567	23.230	27.902	18.901	1'39.600	282,7	11:40'46.250
Race Time 13'18.423							

5° 5 Y. MONTELLA [1'39.238]							
Lap	Seg1	Seg2	Seg3	Seg4	Lap Time	km/h	Local Time
1		23.472	27.999	18.806	1'42.981	124,0	11:29'10.808
2	29.642	23.236	27.939	18.724	1'39.541	281,3	11:30'50.349
3	29.593	23.129	27.837	18.763	1'39.322	283,5	11:32'29.671
4	29.745	23.157	27.823	18.726	1'39.451	279,8	11:34'09.122
5	29.711	23.107	28.129	18.717	1'39.664	279,8	11:35'48.786
6	29.702	23.154	27.758	18.705	1'39.319	281,3	11:37'28.105
7	29.644	23.097	27.817	18.680	1'39.238	281,3	11:39'07.343
8	29.739	23.217	27.950	18.720	1'39.626	279,8	11:40'46.969
Race Time 13'19.142							

6° 67 A. SURRA [1'39.401]							
Lap	Seg1	Seg2	Seg3	Seg4	Lap Time	km/h	Local Time
1		23.647	28.097	18.841	1'43.162	139,2	11:29'10.989
2	29.661	23.418	27.760	18.769	1'39.608	282,7	11:30'50.597
3	29.551	23.310	27.840	18.792	1'39.493	282,7	11:32'30.090
4	29.790	23.278	27.708	18.734	1'39.510	278,4	11:34'09.600
5	29.634	23.369	27.854	18.739	1'39.596	279,1	11:35'49.196

6	29.686	23.370	27.739	18.716	1'39.511	281,3	11:37'28.707
7	29.704	23.323	27.702	18.672	1'39.401	280,5	11:39'08.108
8	29.692	23.348	27.752	18.718	1'39.510	278,4	11:40'47.618
Race Time 13'19.791							

7° 22 A. LOWES [1'39.093]							
Lap	Seg1	Seg2	Seg3	Seg4	Lap Time	km/h	Local Time
1		23.854	28.259	18.841	1'43.975	142,1	11:29'11.802
2	29.746	23.274	27.966	18.759	1'39.745	280,5	11:30'51.547
3	29.852	23.437	27.820	18.780	1'39.889	276,2	11:32'31.436
4	29.758	23.225	27.790	18.733	1'39.506	277,6	11:34'10.942
5	29.638	23.089	27.691	18.675	1'39.093	277,6	11:35'50.035
6	29.643	23.388	27.864	18.695	1'39.590	284,2	11:37'29.625
7	29.705	23.295	27.849	18.710	1'39.559	278,4	11:39'09.184
8	29.628	23.242	27.727	18.777	1'39.374	279,1	11:40'48.558
Race Time 13'20.731							

8° 31 G. GERLOFF [1'39.251]							
Lap	Seg1	Seg2	Seg3	Seg4	Lap Time	km/h	Local Time
1		23.727	28.567	18.976	1'44.153	145,9	11:29'11.980
2	29.712	23.366	27.891	18.703	1'39.672	281,3	11:30'51.652
3	29.852	23.476	28.072	18.814	1'40.214	280,5	11:32'31.866
4	29.773	23.300	27.715	18.725	1'39.513	283,5	11:34'11.379
5	29.576	23.252	27.703	19.314	1'39.845C	279,1	11:35'51.224
6	29.802	23.093	27.690	18.666	1'39.251	276,9	11:37'30.475
7	29.692	23.264	27.802	18.742	1'39.500	278,4	11:39'09.975
8	29.751	23.206	27.889	18.722	1'39.568	279,1	11:40'49.543
Race Time 13'21.716							

9° 95 T. MACKENZIE [1'39.772]							
Lap	Seg1	Seg2	Seg3	Seg4	Lap Time	km/h	Local Time
1		23.816	28.388	19.020	1'44.563	138,6	11:29'12.390
2	29.638	23.543	28.020	18.742	1'39.943	282,0	11:30'52.333
3	29.648	23.229	28.086	18.809	1'39.772	279,8	11:32'32.105
4	29.789	23.298	28.138	18.833	1'40.058	281,3	11:34'12.163
5	29.852	23.348	28.069	18.709	1'39.978	278,4	11:35'52.141
6	29.816	23.225	28.254	18.742	1'40.037	278,4	11:37'32.178
7	29.852	23.313	28.057	18.741	1'39.963	278,4	11:39'12.141
8	29.776	23.305	27.983	18.721	1'39.785	279,1	11:40'51.926
Race Time 13'24.099							

10° 97 X. VIERGE [1'39.715]							
Lap	Seg1	Seg2	Seg3	Seg4	Lap Time	km/h	Local Time
1		23.732	28.342	19.042	1'44.409	160,0	11:29'12.236
2	29.744	23.809	27.933	18.879	1'40.365	280,5	11:30'52.601
3	29.783	23.274	28.060	19.006	1'40.123C	278,4	11:32'32.724
4	30.401	23.273	28.199	18.917	1'40.790	275,5	11:34'13.514
5	29.867	23.014	27.963	18.871	1'39.715	275,5	11:35'53.229
6	29.981	23.133	28.315	18.859	1'40.288	277,6	11:37'33.517
7	30.041	23.166	27.939	18.827	1'39.973	276,9	11:39'13.490
8	29.816	23.150	28.058	18.967	1'39.991	276,9	11:40'53.481
Race Time 13'25.654							

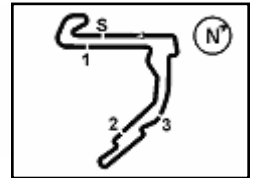
11° 87 R. GARDNER [1'39.754]							
Lap	Seg1	Seg2	Seg3	Seg4	Lap Time	km/h	Local Time
1		24.018	28.559	19.078	1'45.185	150,0	11:29'13.012
2	29.936	23.492	28.004	18.970	1'40.402C	279,1	11:30'53.414
3	29.811	23.210	27.975	18.865	1'39.861	277,6	11:32'33.275
4	29.998	23.487	28.572	18.901	1'40.958	276,2	11:34'14.233
5	29.963	23.194	27.836	18.761	1'39.754	274,8	11:35'53.987
6	29.931	23.147	27.926	18.812	1'39.816	276,2	11:37'33.803
7	29.886	23.360	27.887	18.831	1'39.964	276,2	11:39'13.767
8	29.781	23.217	28.052	18.991	1'40.041	275,5	11:40'53.808
Race Time 13'25.981							

12° 46 T. BRIDEWELL [1'39.894]							
Lap	Seg1	Seg2	Seg3	Seg4	Lap Time	km/h	Local Time
1		23.971	28.615	19.078	1'45.049	155,2	11:29'12.876

03/05/2026 P = Pits In/Out - C = Lap Time Cancelled

These data/results cannot be reproduced, stored and/or transmitted in whole or in part by any manner of electronic, mechanical, photocopying, recording, broadcasting or otherwise now known or herein after developed without the previous express consent by the copyright owner, except for reproduction in daily press and regular printed publications on sale to the public within 60 days of the event related to those data/results and always provided that copyright symbol appears together as follows below.

© DORNA WSBK ORGANIZATION Srl 2026



Motul Hungarian Round, 1-3 May 2026
Chronological Analysis Tissot Superpole Race

Start at 11:27/27.827

2	29.891	23.562	27.863	18.948	1'40.264	282,7	11:30'53.140
3	29.867	23.780	27.941	18.978	1'40.566	280,5	11:32'33.706
4	29.948	23.421	28.530	18.856	1'40.755	279,1	11:34'14.461
5	29.836	23.300	27.879	18.765	1'39.780C	279,8	11:35'54.241
6	29.838	23.308	27.941	18.811	1'39.898	279,8	11:37'34.139
7	29.864	23.440	27.806	18.784	1'39.894	281,3	11:39'14.033
8	29.854	23.293	27.940	18.917	1'40.004	280,5	11:40'54.037

Race Time 13'26.210

Race Time 13'32.693

13° 55 A. LOCATELLI (1'39.505)							
Lap	Seg.1	Seg.2	Seg.3	Seg.4	Lap Time	km/h	Local Time
1		23.329	27.835	18.793	1'42.317	132,2	11:29'10.144
2	29.736	23.232	27.894	18.643	1'39.505	279,1	11:30'49.649
3	29.564	23.096	30.621	18.839	1'42.120C	278,4	11:32'31.769
4	29.652	23.243	30.855	19.122	1'42.872	278,4	11:34'14.641
5	29.847	23.357	27.815	18.815	1'39.834	282,0	11:35'54.475
6	29.782	23.353	27.909	18.824	1'39.868	280,5	11:37'34.343
7	29.806	23.481	27.937	18.757	1'39.981	281,3	11:39'14.324
8	29.739	23.315	27.908	18.915	1'39.877	279,8	11:40'54.201

Race Time 13'26.374

14° 62 S. MANZI (1'39.961)							
Lap	Seg.1	Seg.2	Seg.3	Seg.4	Lap Time	km/h	Local Time
1		23.914	28.383	19.146	1'44.916	160,2	11:29'12.743
2	29.959	23.439	27.969	18.761	1'40.128	276,9	11:30'52.871
3	29.843	23.293	27.956	18.869	1'39.961	278,4	11:32'32.832
4	30.176	23.735	29.049	19.127	1'42.087	277,6	11:34'14.919
5	29.879	23.460	27.998	18.970	1'40.307	278,4	11:35'55.226
6	29.884	23.313	27.951	18.852	1'40.000	277,6	11:37'35.226
7	29.863	23.464	28.133	18.859	1'40.319	277,6	11:39'15.545
8	29.813	23.368	28.023	18.879	1'40.083	276,2	11:40'55.628

Race Time 13'27.801

15° 47 A. BASSANI (1'39.696)							
Lap	Seg.1	Seg.2	Seg.3	Seg.4	Lap Time	km/h	Local Time
1		23.905	28.551	19.030	1'45.459	153,2	11:29'13.286
2	30.365	23.491	27.940	18.998	1'40.794	281,3	11:30'54.080
3	29.866	23.535	28.201	18.810	1'40.412	281,3	11:32'34.492
4	30.078	23.390	28.201	19.141	1'40.810	282,7	11:34'15.302
5	29.839	23.626	28.118	18.858	1'40.441	279,1	11:35'55.743
6	29.990	23.455	28.178	18.902	1'40.525	280,5	11:37'36.268
7	29.803	23.444	27.883	18.939	1'40.069	282,7	11:39'16.337
8	29.734	23.222	27.935	18.805	1'39.696	279,8	11:40'56.033

Race Time 13'28.206

16° 9 D. PETRUCCI (1'40.289)							
Lap	Seg.1	Seg.2	Seg.3	Seg.4	Lap Time	km/h	Local Time
1		24.079	28.587	19.108	1'45.740	146,9	11:29'13.567
2	29.763	23.464	27.992	19.076	1'40.295	281,3	11:30'53.862
3	29.881	23.520	28.016	19.004	1'40.421	280,5	11:32'34.283
4	30.142	23.313	28.175	19.168	1'40.798	280,5	11:34'15.081
5	29.907	23.570	27.992	18.937	1'40.406	282,7	11:35'55.487
6	30.039	23.276	28.293	19.050	1'40.658	281,3	11:37'36.145
7	30.114	23.427	28.076	18.980	1'40.597	278,4	11:39'16.742
8	29.875	23.399	28.049	18.966	1'40.289	280,5	11:40'57.031

Race Time 13'29.204

17° 13 M. RATO (1'40.616)							
Lap	Seg.1	Seg.2	Seg.3	Seg.4	Lap Time	km/h	Local Time
1		23.884	28.811	19.240	1'46.150	159,8	11:29'13.977
2	30.171	23.626	28.020	19.050	1'40.867	272,7	11:30'54.844
3	29.958	23.627	28.068	18.963	1'40.616	272,7	11:32'35.460
4	30.055	23.595	28.031	18.984	1'40.665	274,8	11:34'16.125
5	30.014	23.647	28.110	19.014	1'40.785	273,4	11:35'56.910
6	30.070	23.706	28.163	19.005	1'40.944	272,0	11:37'37.854
7	29.967	23.766	28.099	18.981	1'40.813	273,4	11:39'18.667
8	29.920	23.623	28.516	19.794	1'41.853	272,7	11:41'00.520

18° 54 B. SOFUOGLU (1'40.163)								
Lap	Seg.1	Seg.2	Seg.3	Seg.4	Lap Time	km/h	Local Time	
1			24.061	28.617	19.049	1'46.202	159,8	11:29'14.029
2	30.394	23.579	28.112	18.879	1'40.964	276,9	11:30'54.993	
3	29.979	23.592	28.080	19.181	1'40.832	276,9	11:32'35.825	
4	30.450	23.692	28.537	19.014	1'41.693C	272,0	11:34'17.518	
5	30.075	23.426	28.252	18.906	1'40.659	274,1	11:35'58.177	
6	30.096	23.505	27.946	18.933	1'40.480	273,4	11:37'38.657	
7	30.112	23.367	27.963	18.721	1'40.163	272,7	11:39'18.820	
8	30.054	23.303	28.420	19.939	1'41.716	277,6	11:41'00.536	

Race Time 13'32.709

19° 35 S. CHANTRA (1'40.754)								
Lap	Seg.1	Seg.2	Seg.3	Seg.4	Lap Time	km/h	Local Time	
1			24.183	28.791	19.197	1'46.687	160,5	11:29'14.514
2	30.286	24.000	28.505	19.052	1'41.843	279,1	11:30'56.357	
3	30.254	23.499	28.233	19.084	1'41.070	277,6	11:32'37.427	
4	30.117	23.643	28.495	19.068	1'41.323	275,5	11:34'18.750	
5	30.008	23.557	28.155	19.034	1'40.754	275,5	11:35'59.504	
6	30.103	23.896	28.441	19.054	1'41.494	276,2	11:37'40.998	
7	30.026	23.478	28.508	19.062	1'41.074	274,8	11:39'22.072	
8	30.278	23.607	28.462	19.249	1'41.596	274,8	11:41'03.668	

Race Time 13'35.841

20° 14 S. LOWES (1'39.933)								
Lap	Seg.1	Seg.2	Seg.3	Seg.4	Lap Time	km/h	Local Time	
1			23.651	28.323	18.958	1'43.703	135,2	11:29'11.530
2	29.670	23.169	28.844	20.429	1'42.112	281,3	11:30'53.642	
3	29.700	23.721	27.911	18.857	1'40.189	282,0	11:32'33.831	
4	29.914	23.723	33.040	18.905	1'45.582C	282,0	11:34'19.413	
5	29.573	23.695	28.015	18.994	1'40.277	280,5	11:35'59.690	
6	29.954	23.479	28.804	20.192	1'42.429	278,4	11:37'42.119	
7	29.607	23.269	28.089	18.968	1'39.933	280,5	11:39'22.052	
8	29.684	23.191	27.835	21.866	1'42.576C	278,4	11:41'04.628	

Race Time 13'36.801

21° 92 Y. KUNII (1'41.375)								
Lap	Seg.1	Seg.2	Seg.3	Seg.4	Lap Time	km/h	Local Time	
1			24.148	28.901	19.285	1'47.110	161,4	11:29'14.937
2	30.663	23.856	28.412	19.124	1'42.055	276,2	11:30'56.992	
3	30.366	23.871	28.487	19.184	1'41.908	276,2	11:32'38.900	
4	30.247	23.570	28.333	20.317	1'42.467C	274,8	11:34'21.367	
5	30.490	23.691	28.362	19.406	1'41.949	273,4	11:36'03.316	
6	30.157	23.594	28.606	19.055	1'41.412	274,8	11:37'44.728	
7	30.084	23.659	28.427	19.205	1'41.375	275,5	11:39'26.103	
8	30.254	23.505	28.519	19.390	1'41.668	273,4	11:41'07.771	

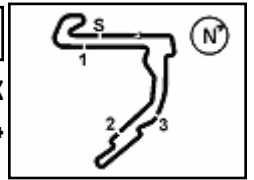
Race Time 13'39.944

03/05/2026

P = Pits In/Out - C = Lap Time Cancelled

These data/results cannot be reproduced, stored and/or transmitted in whole or in part by any manner of electronic, mechanical, photocopying, recording, broadcasting or otherwise now known or herein after developed without the previous express consent by the copyright owner, except for reproduction in daily press and regular printed publications on sale to the public within 60 days of the event related to those data/results and always provided that copyright symbol appears together as follows below.

© DORNA WSBK ORGANIZATION Srl 2026



Motul Hungarian Round, 1-3 May 2026

Best Laps & Speeds

No.	Rider	Nat	Best Lap		FP1		FP2		FP3		SP		RC1		WUP		SPRC	
			LL	SPD	LL	SPD	LL	SPD	LL	SPD	LL	SPD	LL	SPD	LL	SPD	LL	SPD
1	11 N. BULEGA Ducati Panigale V4R	ITA	1'38.094 89 281,3		1'39.697 19 279,1	1'38.963 19 277,6	1'38.339 11 278,4	1'38.094 6 281,3	1'38.783 21 275,5	1'38.215 5 279,1	1'38.230 8 279,8							
2	7 I. LECUONA Ducati Panigale V4R	ESP	1'38.423 86 282,7		1'39.454 19 281,3	1'38.860 19 282,0	1'38.473 8 279,1	1'38.878 6 282,7	1'38.937 21 282,0	1'38.565 5 282,7	1'38.423 8 282,7							
3	34 L. BALDASSARRI Ducati Panigale V4R	ITA	1'38.603 69 279,8		1'40.242 20 274,8	1'39.297 20 276,2	1'38.603 9 275,5	1'38.702 6 279,8	1'39.454 1 278,4	1'38.922 5 278,4	1'38.922 8 279,8							
4	5 Y. MONTELLA Ducati Panigale V4R	ITA	1'38.719 87 283,5		1'40.768 17 275,5	1'39.481 21 276,2	1'38.766 9 278,4	1'38.719 6 281,3	1'39.653 21 276,9	1'39.003 5 277,6	1'39.238 8 283,5							
5	14 S. LOWES Ducati Panigale V4R	GBR	1'38.798 89 282,0		1'39.922 18 277,6	1'39.001 21 277,6	1'38.956 9 276,9	1'38.938 7 281,3	1'39.482 21 282,0	1'38.798 5 279,8	1'39.933 8 282,0							
6	88 M. OLIVEIRA BMW M 1000 RR	POR	1'38.867 75 285,0		1'40.593 17 277,6	1'39.684 18 276,9	1'38.986 9 278,4	1'38.867 6 285,0	1'39.526 21 279,8	1'39.783 4 279,1								
7	55 A. LOCATELLI Yamaha YZF R1	ITA	1'38.916 84 282,0		1'41.066 17 278,4	1'39.974 18 274,1	1'39.177 9 275,5	1'38.916 6 279,8	1'40.058 21 276,9	1'39.511 5 279,1	1'39.505 8 282,0							
8	67 A. SURRA Ducati Panigale V4R	ITA	1'39.051 81 282,7		1'40.961 17 276,9	1'39.382 16 276,2	1'39.223 8 276,2	1'39.051 6 280,5	1'39.843 21 275,5	1'39.392 5 279,1	1'39.401 8 282,7							
9	22 A. LOWES bimota KB998 Rimini	GBR	1'39.093 83 284,2		1'40.416 17 277,6	1'39.584 20 279,1	1'39.744 7 276,9	1'39.352 5 277,6	1'39.624 21 277,6	1'39.262 5 280,5	1'39.093 8 284,2							
10	19 A. BAUTISTA Ducati Panigale V4R	ESP	1'39.123 81 284,2		1'41.212 14 279,8	1'39.525 19 279,1	1'39.523 8 281,3	1'39.202 6 283,5	1'39.361 21 283,5	1'39.774 5 283,5	1'39.123 8 284,2							
11	47 A. BASSANI bimota KB998 Rimini	ITA	1'39.146 83 282,7		1'40.928 18 275,5	1'39.799 17 276,2	1'39.146 9 276,9	1'39.606 5 277,6	1'39.847 21 279,8	1'39.321 5 279,8	1'39.696 8 282,7							
12	31 G. GERLOFF Kawasaki ZX-10RR	USA	1'39.251 84 283,5		1'40.576 17 272,0	1'39.991 18 276,2	1'39.649 9 277,6	1'39.419 6 279,8	1'40.176 21 282,0	1'39.588 5 279,8	1'39.251 8 283,5							
13	95 T. MACKENZIE Ducati Panigale V4R	GBR	1'39.373 81 282,0		1'40.882 15 276,9	1'39.815 18 278,4	1'39.373 8 276,9	1'39.417 6 279,8	1'40.131 21 276,9	1'39.705 5 279,1	1'39.772 8 282,0							
14	62 S. MANZI Yamaha YZF R1	ITA	1'39.489 81 278,4		1'41.413 15 271,4	1'40.265 19 272,0	1'39.489 9 274,1	1'40.390 4 276,9	1'40.193 21 274,8	1'39.717 5 275,5	1'39.961 8 278,4							
15	9 D. PETRUCCI BMW M 1000 RR	ITA	1'39.533 76 282,7		1'41.296 18 270,7	1'40.164 10 276,2	1'39.533 10 276,9	1'39.533 4 276,2	1'40.218 21 276,9	1'40.095 5 275,5	1'40.289 8 282,7							
16	87 R. GARDNER Yamaha YZF R1	AUS	1'39.602 86 279,1		1'41.361 18 272,0	1'40.420 18 272,7	1'39.974 9 272,7	1'39.602 7 274,8	1'40.340 21 275,5	1'39.772 5 275,5	1'39.754 8 279,1							
17	97 X. VIERGE Yamaha YZF R1	ESP	1'39.715 88 281,3		1'40.905 20 276,9	1'40.254 19 277,6	1'39.823 9 276,2	1'40.204 6 281,3	1'40.229 21 275,5	1'39.725 5 276,9	1'39.715 8 280,5							
18	46 T. BRIDEWELL Ducati Panigale V4R	GBR	1'39.894 86 282,7		1'41.490 18 275,5	1'39.935 17 278,4	1'40.149 11 279,8	1'39.908 6 281,3	1'40.274 21 278,4	1'40.022 5 279,1	1'39.894 8 282,7							
19	54 B. SOFUOGLU Yamaha YZF R1	TUR	1'40.163 87 277,6		1'41.471 18 271,4	1'40.801 22 272,0	1'40.470 8 273,4	1'40.731 5 274,8	1'41.156 21 270,0	1'41.989 5 272,0	1'40.163 8 277,6							
20	13 M. RATO Yamaha YZF R1	ITA	1'40.340 84 275,5		1'42.066 20 270,0	1'41.088 17 269,3	1'40.810 8 274,1	1'40.340 5 275,5	1'41.466 21 268,0	1'40.699 5 272,7	1'40.616 8 274,8							
21	35 S. CHANTRA Honda CBR1000RR-R SP	THA	1'40.747 89 279,1		1'42.401 20 275,5	1'40.914 20 276,9	1'40.747 9 275,5	1'41.055 6 279,1	1'41.345 21 274,8	1'40.868 5 275,5	1'40.754 8 279,1							
22	92 Y. KUNII Honda CBR1000RR-R SP	JPN	1'41.196 92 277,6		1'43.425 21 273,4	1'42.121 22 272,7	1'41.438 9 276,2	1'41.196 6 277,6	1'41.236 21 272,0	1'41.222 5 274,8	1'41.375 8 276,2							

03/05/2026

These data/results cannot be reproduced, stored and/or transmitted in whole or in part by any manner of electronic, mechanical, photocopying, recording, broadcasting or otherwise now known or herein after developed without the previous express consent by the copyright owner, except for reproduction in daily press and regular printed publications on sale to the public within 60 days of the event related to those data/results and always provided that copyright symbol appears together as follows below.

© DORNA WSBK ORGANIZATION Srl 2026

FICR PERUGIA TIMING



Motul Hungarian Round, 1-3 May 2026

Fastest Laps Tissot Superpole Race

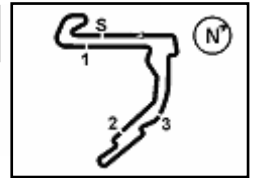
Balaton Park Circuit 4.075 m

No.	Rider	Nat	Team	Bike	Class	Lap	Time	Gap
1	11 N. BULEGA	ITA	Aruba.it Racing - Ducati	Ducati Panigale V4R		3	1'38.230	
2	7 I. LECUONA	ESP	Aruba.it Racing - Ducati	Ducati Panigale V4R		7	1'38.423	0.193
3	34 L. BALDASSARRI	ITA	Team Goeleven	Ducati Panigale V4R	IND	7	1'38.922	0.692
4	22 A. LOWES	GBR	bimota by Kawasaki Racing Team	bimota KB998 Rimini		5	1'39.093	0.863
5	19 A. BAUTISTA	ESP	Barni Spark Racing Team	Ducati Panigale V4R	IND	6	1'39.123	0.893
6	5 Y. MONTELLA	ITA	Barni Spark Racing Team	Ducati Panigale V4R	IND	7	1'39.238	1.008
7	31 G. GERLOFF	USA	Kawasaki WorldSBK Team	Kawasaki ZX-10RR		6	1'39.251	1.021
8	67 A. SURRA	ITA	Motocorsa Racing	Ducati Panigale V4R	IND	7	1'39.401	1.171
9	55 A. LOCATELLI	ITA	Pata Maxus Yamaha	Yamaha YZF R1		2	1'39.505	1.275
10	47 A. BASSANI	ITA	bimota by Kawasaki Racing Team	bimota KB998 Rimini		8	1'39.696	1.466
11	97 X. VIERGE	ESP	Pata Maxus Yamaha	Yamaha YZF R1		5	1'39.715	1.485
12	87 R. GARDNER	AUS	GYTR GRT Yamaha WorldSBK Team	Yamaha YZF R1		5	1'39.754	1.524
13	95 T. MACKENZIE	GBR	MGM Optical Express Racing	Ducati Panigale V4R	IND	3	1'39.772	1.542
14	46 T. BRIDEWELL	GBR	Superbike Advocates	Ducati Panigale V4R	IND	7	1'39.894	1.664
15	14 S. LOWES	GBR	ELF Marc VDS Racing Team	Ducati Panigale V4R	IND	7	1'39.933	1.703
16	62 S. MANZI	ITA	GYTR GRT Yamaha WorldSBK Team	Yamaha YZF R1		3	1'39.961	1.731
17	54 B. SOFUOGLU	TUR	Motoxracing WorldSBK Team	Yamaha YZF R1	IND	7	1'40.163	1.933
18	9 D. PETRUCCI	ITA	ROKiT BMW Motorrad WorldSBK Team	BMW M 1000 RR		8	1'40.289	2.059
19	13 M. RATO	ITA	Motoxracing WorldSBK Team	Yamaha YZF R1	IND	3	1'40.616	2.386
20	35 S. CHANTRA	THA	Honda HRC	Honda CBR1000RR-R SP		5	1'40.754	2.524
21	92 Y. KUNII	JPN	Honda HRC	Honda CBR1000RR-R SP		7	1'41.375	3.145

03/05/2026

These data/results cannot be reproduced, stored and/or transmitted in whole or in part by any manner of electronic, mechanical, photocopying, recording, broadcasting or otherwise now known or herein after developed without the previous express consent by the copyright owner, except for reproduction in daily press and regular printed publications on sale to the public within 60 days of the event related to those data/results and always provided that copyright symbol appears together as follows below.

© DORNA WSBK ORGANIZATION Srl 2026

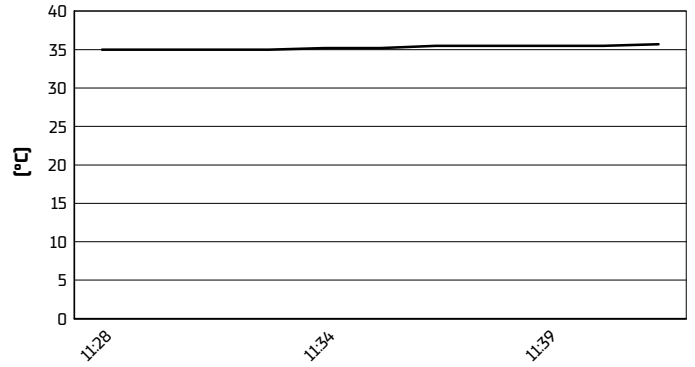


Motul Hungarian Round, 1-3 May 2026
Weather Report Tissot Superpole Race
Session started 11:27 - Session ended 11:43

Air Temperature




Track Temperature



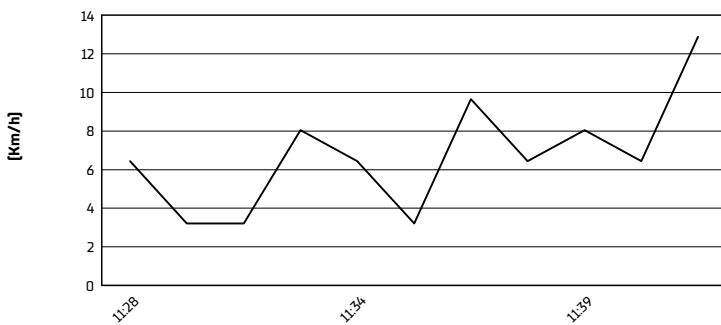
Air Pressure



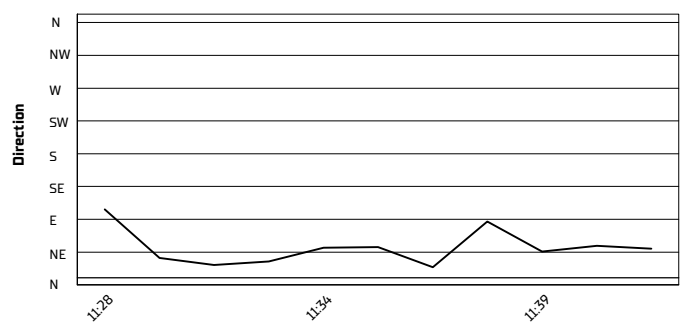
Humidity



Wind Speed



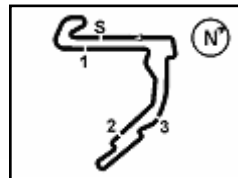
Wind Direction



03/05/2026

These data/results cannot be reproduced, stored and/or transmitted in whole or in part by any manner of electronic, mechanical, photocopying, recording, broadcasting or otherwise now known or herein after developed without the previous express consent by the copyright owner, except for reproduction in daily press and regular printed publications on sale to the public within 60 days of the event related to those data/results and always provided that copyright symbol appears together as follows below.

© DORNA WSBK ORGANIZATION Srl 2026



Balaton Park Circuit 4.075 m

Motul Hungarian Round, 1-3 May 2026

Starting Grid - Race 2 [21 Laps x 4,075 km = 85,575 km]

1	11 BULEGA N. Ducati	2	7 LECUONA I. Ducati	3	34 BALDASSARRI L. Ducati
2	19 BAUTISTA A. Ducati	5	5 MONTELLA Y. Ducati	6	67 SURRA A. Ducati
3	22 LOWES A. bimota	8	31 GERLOFF G. Kawasaki	9	95 MACKENZIE T. Ducati
4	55 LOCATELLI A. Yamaha	11	14 LOWES S. Ducati	12	87 GARDNER R. Yamaha
5	47 BASSANI A. bimota	14	46 BRIDEWELL T. Ducati	15	97 VIERGE X. Yamaha
6	13 RATO M. Yamaha	17	62 MANZI S. Yamaha	18	54 SOFUOGLU B. Yamaha
7	35 CHANTRA S. Honda	20	92 KUNII Y. Honda		

N.88 (Oliveria M.) will not take part in the race. Declared unfit after Superpole Race
N.9 (Petrucci D.) will not take part in the race. Declared unfit after Superpole Race

03/05/2026 The Race Director: **Stefano Carloia**

These data/results cannot be reproduced, stored and/or transmitted in whole or in part by any manner of electronic, mechanical, photocopying, recording, broadcasting or otherwise now known or herein after developed without the previous express consent by the copyright owner, except for reproduction in daily press and regular printed publications on sale to the public within 60 days of the event related to those data/results and always provided that copyright symbol appears together as follows below. © DORNA WSBK ORGANIZATION Srl 2026