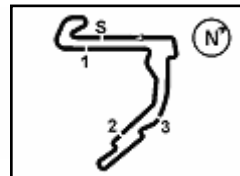


BALATON PARK CIRCUIT				
TRACK LENGTH:	4,075 km	2,532 mi		
FL Altitude (sl):	114 m			
Loop	ID	OC	GPS	
		ms	LAT	LON
Pit In	3	15	47,01025 N	18,20222 E
Pit Out	18	90	47,00626 N	18,19985 E
Speed	20	100	47,00669 N	18,20044 E
FL.1	41	205	47,00518 N	18,19843 E
I1	22	110	47,00541 N	18,20062 E
I1.1	42	210	47,00802 N	18,20498 E
I2	24	120	47,00434 N	18,20883 E
I2.1	43	215	47,00416 N	18,21043 E
I3	26	130	47,00744 N	18,20865 E
I3.1	44	220	47,00992 N	18,20450 E
FL	34	170	47,00833 N	18,20169 E

LLP = Long Lap Penalty
PS = Practice Start board

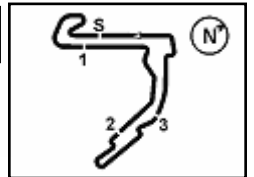


Balaton Park Circuit 4.075 m

Motul Hungarian Round, 1-3 May 2026

Biographical Entry List

No.	Rider (Abbreviation)	Age	Date of Birth	Place of Birth	Nat	Bike Team	Wins 2026	Podiums 2026	Pole 2026	Races 2026	Tyres	Class
1	5 MONTELLA Yari (Mon)	26	05/01/2000	Oliveto Citra	ITA	Ducati Panigale V4R Barni Spark Racing Team		1 1		45 9	Pirelli	IND
2	7 LECUONA Iker (Lec)	26	06/01/2000	Valencia	ESP	Ducati Panigale V4R Arubait Racing - Ducati		8 6	1	128 9	Pirelli	
3	9 PETRUCCI Danilo (Pet)	35	24/10/1990	Terni	ITA	BMW M 1000 RR ROKIT BMW Motorrad WorldSBK Team	3	20		108 9	Pirelli	
4	11 BULEGA Nicola (Bul)	26	16/10/1999	Montecchio Emilia	ITA	Ducati Panigale V4R Arubait Racing - Ducati	29 9	65 9	12 3	81 9	Pirelli	
5	13 RATO Mattia (Rat)	21	10/01/2005	Monza	ITA	Yamaha YZF R1 Motoxracing WorldSBK Team				9 9	Pirelli	IND
6	14 LOWES Sam (SLo)	35	14/09/1990	Lincoln	GBR	Ducati Panigale V4R ELF Marc VDS Racing Team		8 3	1	69 9	Pirelli	IND
7	19 BAUTISTA Alvaro (Bau)	41	21/11/1984	Talavera de la Reina	ESP	Ducati Panigale V4R Barni Spark Racing Team	63	129 1	10	249 9	Pirelli	IND
8	22 LOWES Alex (ALo)	35	14/09/1990	Lincoln	GBR	bimota KB998 Rimini bimota by Kawasaki Racing Team	4	51 1	2	363 9	Pirelli	
9	31 GERLOFF Garrett (Ger)	30	01/08/1995	Tualatin	USA	Kawasaki ZX-10RR Kawasaki WorldSBK Team		8	1	207 9	Pirelli	
10	34 BALDASSARRI Lorenzo (Bal)	29	06/11/1996	San Severino Marche	ITA	Ducati Panigale V4R Team Goeven		1 1		45 9	Pirelli	IND
11	35 CHANTRA Somkiat (Cha)	27	15/12/1998	Chombury	THA	Honda CBR1000RR-R SP Honda HRC				3 3	Pirelli	
12	46 BRIDEWELL Thomas (Bri)	37	06/08/1988	Devises	GBR	Ducati Panigale V4R Superbike Advocates				26 6	Pirelli	IND
13	47 BASSANI Axel (Bas)	26	24/07/1999	Feltre	ITA	bimota KB998 Rimini bimota by Kawasaki Racing Team		8 2		190 9	Pirelli	
14	54 SOFUOGLU Bahattin (Sof)	22	19/08/2003	Adapazari	TUR	Yamaha YZF R1 Motoxracing WorldSBK Team				45 9	Pirelli	IND
15	55 LOCATELLI Andrea (Loc)	29	16/10/1996	Alzano Lombardo	ITA	Yamaha YZF R1 Pata Maxus Yamaha	1	22		190 9	Pirelli	
16	62 MANZI Stefano (Man)	27	29/03/1999	Rimini	ITA	Yamaha YZF R1 GYTR GRT Yamaha WorldSBK Team				9 9	Pirelli	
17	67 SURRA Alberto (Sur)	21	31/05/2004	Torino	ITA	Ducati Panigale V4R Motocorsa Racing				9 9	Pirelli	IND
18	87 GARDNER Remy (Gar)	28	24/02/1998	Randwick	AUS	Yamaha YZF R1 GYTR GRT Yamaha WorldSBK Team		2		109 9	Pirelli	
19	88 OLIVEIRA Miguel (Oli)	31	04/01/1995		POR	BMW M 1000 RR ROKIT BMW Motorrad WorldSBK Team		3 3		9 9	Pirelli	
20	92 KUNII Yuki (Kun)	23	18/02/2003	Tokyo	JPN	Honda CBR1000RR-R SP Honda HRC					Pirelli	
21	95 MACKENZIE Tarran (Mac)	30	29/10/1995	Stirling	GBR	Ducati Panigale V4R MGM Optical Express Racing				71 9	Pirelli	IND
22	97 VIERGE Xavi (Vie)	29	30/04/1997	Barcelona	ESP	Yamaha YZF R1 Pata Maxus Yamaha		1		153 9	Pirelli	



Motul Hungarian Round, 1-3 May 2026

Results Free Practice 1st Session

No.	Rider	Nat	Team	Bike	Class	Time	Gap	Rel.	Laps	Speed	
										Avg	Max
1	7 I. LECUONA	ESP	Aruba.it Racing - Ducati	Ducati Panigale V4R		1'39.454			19	147,505	281,3
2	11 N. BULEGA	ITA	Aruba.it Racing - Ducati	Ducati Panigale V4R		1'39.697	0.243	0.243	19	147,146	279,1
3	14 S. LOWES	GBR	ELF Marc VDS Racing Team	Ducati Panigale V4R	IND	1'39.922	0.468	0.225	18	146,815	277,6
4	34 L. BALDASSARRI	ITA	Team Gooleven	Ducati Panigale V4R	IND	1'40.242	0.788	0.320	20	146,346	274,8
5	22 A. LOWES	GBR	bimota by Kawasaki Racing Team	bimota KB998 Rimini		1'40.416	0.962	0.174	17	146,092	277,6
6	31 G. GERLOFF	USA	Kawasaki WorldSBK Team	Kawasaki ZX-10RR		1'40.576	1.122	0.160	17	145,860	272,0
7	88 M. OLIVEIRA	POR	ROKIT BMW Motorrad WorldSBK Team	BMW M1000 RR		1'40.593	1.139	0.017	17	145,835	277,6
8	5 Y. MONTELLA	ITA	Barni Spark Racing Team	Ducati Panigale V4R	IND	1'40.768	1.314	0.175	17	145,582	275,5
9	95 T. MACKENZIE	GBR	MGM Optical Express Racing	Ducati Panigale V4R	IND	1'40.882	1.428	0.114	15	145,417	276,9
10	97 X. VIERGE	ESP	Pata Maxus Yamaha	Yamaha YZF R1		1'40.905	1.451	0.023	20	145,384	276,9
11	47 A. BASSANI	ITA	bimota by Kawasaki Racing Team	bimota KB998 Rimini		1'40.928	1.474	0.023	18	145,351	275,5
12	67 A. SURRA	ITA	Motocorsa Racing	Ducati Panigale V4R	IND	1'40.961	1.507	0.033	17	145,304	276,9
13	55 A. LOCATELLI	ITA	Pata Maxus Yamaha	Yamaha YZF R1		1'41.066	1.612	0.105	17	145,153	278,4
14	19 A. BAUTISTA	ESP	Barni Spark Racing Team	Ducati Panigale V4R	IND	1'41.212	1.758	0.146	14	144,943	279,8
15	9 D. PETRUCCI	ITA	ROKIT BMW Motorrad WorldSBK Team	BMW M1000 RR		1'41.296	1.842	0.084	18	144,823	270,7
16	87 R. GARDNER	AUS	GYTR GRT Yamaha WorldSBK Team	Yamaha YZF R1		1'41.361	1.907	0.065	18	144,730	272,0
17	62 S. MANZI	ITA	GYTR GRT Yamaha WorldSBK Team	Yamaha YZF R1		1'41.413	1.959	0.052	15	144,656	271,4
18	54 B. SOFUOGLU	TUR	Motoxracing WorldSBK Team	Yamaha YZF R1	IND	1'41.471	2.017	0.058	18	144,573	271,4
19	46 T. BRIDEWELL	GBR	Superbike Advocates	Ducati Panigale V4R	IND	1'41.490	2.036	0.019	18	144,546	275,5
20	13 M. RATO	ITA	Motoxracing WorldSBK Team	Yamaha YZF R1	IND	1'42.066	2.612	0.576	20	143,731	270,0
21	35 S. CHANTRA	THA	Honda HRC	Honda CBR1000RR-R SP		1'42.401	2.947	0.335	20	143,260	275,5
22	92 Y. KUNII	JPN	Honda HRC	Honda CBR1000RR-R SP		1'43.425	3.971	1.024	21	141,842	273,4

Qualifying Lap Time (105% of 1'39.454): 1'44.427

AIR	Humidity:	32%	Temp:	15°C
TRACK	Condition:	Dry	Temp:	28°C

Records	Pole	[SP]	2025	T.Razgatioglu	1'38.357	149,150	Km/h
	Race	[RC2]	2025	T.Razgatioglu	1'39.384	147,610	Km/h
	All Times	[SP]	2025	T.Razgatioglu	1'38.357	149,150	Km/h

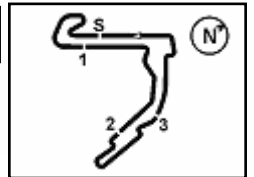
Start 10:20
End 11:07

The results are provisional until the end of the time limit for protests and appeals and the completion of the technical checks.

Clerk Of The Course: **Kocsik Tamas**
Publication Time: **11:10**

These data/results cannot be reproduced, stored and/or transmitted in whole or in part by any manner of electronic, mechanical, photocopying, recording, broadcasting or otherwise now known or herein after developed without the previous express consent by the copyright owner, except for reproduction in daily press and regular printed publications on sale to the public within 60 days of the event related to those data/results and always provided that copyright symbol appears together as follows below.

© DORNA WSBK ORGANIZATION Srl 2026



Motul Hungarian Round, 1-3 May 2026

Results Free Practice 1st Session

Session Highlights

Local Time	No. Rider	Description
10.20.00		Start of Session
10.21.48		WorldSBK Pit Intervention Time: 1min 1secs
10.24.40	31 G. GERLOFF	#31 Current Lap Time Cancelled - Exceeded Track Limits - Turn 9
10.24.41	13 M. RATO	#13 Current Lap Time Cancelled - Exceeded Track Limits - Turn 9
10.25.28	13 M. RATO	#13 Lap Time Cancelled [1'46.179] - Exceeded Track Limits - Turn 9
10.25.41	31 G. GERLOFF	#31 Lap Time Cancelled [1'59.147] - Exceeded Track Limits - Turn 9
10.26.44	87 R. GARDNER	#87 Current Lap Time Cancelled - Exceeded Track Limits - Turn 12
10.27.21	87 R. GARDNER	#87 Lap Time Cancelled [1'54.323] - Exceeded Track Limits - Turn 12
10.27.26	92 Y. KUNII	#92 Current Lap Time Cancelled - Exceeded Track Limits - Turn 15
10.27.37	92 Y. KUNII	#92 Lap Time Cancelled [1'45.472] - Exceeded Track Limits - Turn 15
10.30.16	13 M. RATO	#13 Current Lap Time Cancelled - Exceeded Track Limits - Turn 12
10.30.43	97 X. VIERGE	#97 Current Lap Time Cancelled - Exceeded Track Limits - Turn 13
10.30.43	13 M. RATO	#13 Lap Time Cancelled [1'46.097] - Exceeded Track Limits - Turn 12
10.31.07	47 A. BASSANI	#47 Current Lap Time Cancelled - Exceeded Track Limits - Turn 15
10.31.08	97 X. VIERGE	#97 Lap Time Cancelled [1'44.973] - Exceeded Track Limits - Turn 13
10.31.17	47 A. BASSANI	#47 Lap Time Cancelled [1'41.030] - Exceeded Track Limits - Turn 15
10.31.52	87 R. GARDNER	#87 Current Lap Time Cancelled - Exceeded Track Limits - Turn 9
10.31.55	54 B. SOFUOGLU	#54 Current Lap Time Cancelled - Exceeded Track Limits - Turn 9
10.32.31	22 A. LOWES	#22 Current Lap Time Cancelled - Exceeded Track Limits - Turn 13
10.32.45	87 R. GARDNER	#87 Lap Time Cancelled [1'58.811] - Exceeded Track Limits - Turn 13
10.32.59	54 B. SOFUOGLU	#54 Lap Time Cancelled [2'06.771] - Exceeded Track Limits - Turn 9
10.32.59	22 A. LOWES	#22 Lap Time Cancelled [1'48.535] - Exceeded Track Limits - Turn 13
10.33.44	88 M. OLIVEIRA	#88 On the Gravel - Rejoined - Turn 5
10.34.14	92 Y. KUNII	#92 Current Lap Time Cancelled - Exceeded Track Limits - Turn 13
10.34.40	92 Y. KUNII	#92 Lap Time Cancelled [1'48.947] - Exceeded Track Limits - Turn 13
10.35.42	35 S. CHANTRA	#35 Current Lap Time Cancelled - Exceeded Track Limits - Turn 9
10.36.31	35 S. CHANTRA	#35 Lap Time Cancelled [1'53.399] - Exceeded Track Limits - Turn 9
10.37.09	87 R. GARDNER	#87 Current Lap Time Cancelled - Exceeded Track Limits - Turn 9
10.38.11	87 R. GARDNER	#87 Lap Time Cancelled [2'02.519] - Exceeded Track Limits - Turn 9
10.38.37	22 A. LOWES	#22 Lap Time Cancelled [1'40.312] - Exceeded Track Limits - Turn 17
10.41.04	54 B. SOFUOGLU	#54 Current Lap Time Cancelled - Exceeded Track Limits - Turn 9
10.41.49	54 B. SOFUOGLU	#54 Lap Time Cancelled [8'50.275] - Exceeded Track Limits - Turn 9
10.42.10	55 A. LOCATELLI	#55 Check Racelink GPS before next run
10.42.41	88 M. OLIVEIRA	#88 Current Lap Time Cancelled - Exceeded Track Limits - Turn 9
10.43.39	88 M. OLIVEIRA	#88 Lap Time Cancelled [1'58.368] - Exceeded Track Limits - Turn 9
10.45.47	31 G. GERLOFF	#31 Lap Time Cancelled [1'42.395] - Exceeded Track Limits - Turn 11
10.49.12	55 A. LOCATELLI	#55 Current Lap Time Cancelled - Exceeded Track Limits - Turn 9
10.49.13	97 X. VIERGE	#97 Current Lap Time Cancelled - Exceeded Track Limits - Turn 9
10.49.18	13 M. RATO	#13 Current Lap Time Cancelled - Exceeded Track Limits - Turn 9
10.50.00	97 X. VIERGE	#97 Lap Time Cancelled [8'15.526] - Exceeded Track Limits - Turn 9
10.50.03	13 M. RATO	#13 Lap Time Cancelled [1'44.035] - Exceeded Track Limits - Turn 9
10.50.12	55 A. LOCATELLI	#55 Lap Time Cancelled [1'57.382] - Exceeded Track Limits - Turn 9
10.51.11	87 R. GARDNER	#87 Current Lap Time Cancelled - Exceeded Track Limits - Turn 13
10.51.42	87 R. GARDNER	#87 Lap Time Cancelled [13'31.718] - Exceeded Track Limits - Turn 13
10.52.07	47 A. BASSANI	#47 Current Lap Time Cancelled - Exceeded Track Limits - Turn 9
10.52.47	13 M. RATO	#13 Current Lap Time Cancelled - Exceeded Track Limits - Turn 9
10.52.48	35 S. CHANTRA	#35 Current Lap Time Cancelled - Exceeded Track Limits - Turn 9
10.52.52	47 A. BASSANI	#47 Lap Time Cancelled [1'42.915] - Exceeded Track Limits - Turn 9
10.53.34	35 S. CHANTRA	#35 Lap Time Cancelled [1'43.746] - Exceeded Track Limits - Turn 9
10.53.41	5 Y. MONTELLA	#5 Current Lap Time Cancelled - Exceeded Track Limits - Turn 9
10.53.50	13 M. RATO	#13 Lap Time Cancelled [2'02.672] - Exceeded Track Limits - Turn 9
10.54.27	5 Y. MONTELLA	#5 Lap Time Cancelled [10'47.680] - Exceeded Track Limits - Turn 9
10.56.12	7 I. LECUONA	#7 Current Lap Time Cancelled - Exceeded Track Limits - Turn 13
10.56.37	7 I. LECUONA	#7 Lap Time Cancelled [1'45.519] - Exceeded Track Limits - Turn 13
10.56.42	47 A. BASSANI	#47 Lap Time Cancelled [1'41.189] - Exceeded Track Limits - Turn 11
10.57.25	95 T. MACKENZIE	#95 Current Lap Time Cancelled - Exceeded Track Limits - Turn 9
10.58.07	7 I. LECUONA	#7 Current Lap Time Cancelled - Exceeded Track Limits - Turn 15

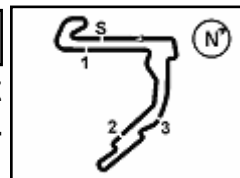
01/05/2026 Start 10:20 End 11:07

The results are provisional until the end of the time limit for protests and appeals and the completion of the technical checks.

Clerk Of The Course: **Kocsik Tamas**
Publication Time: **11:10**

This data/results cannot be reproduced, stored and/or transmitted in whole or in part by any manner of electronic, mechanical, photocopying, recording, broadcasting or otherwise now known or herein after developed without the previous express consent by the copyright owner, except for reproduction in daily press and regular printed publications on sale to the public within 60 days of the event related to those data/results and always provided that copyright symbol appears together as follows below.

© DORNA WSBK ORGANIZATION Srl 2026



Motul Hungarian Round, 1-3 May 2026

Results Free Practice 1st Session

10.58.08	95 T. MACKENZIE	#95 Lap Time Cancelled [6'53.854] - Exceeded Track Limits - Turn
10.58.18	7 I. LECUONA	#7 Lap Time Cancelled [1'40.826] - Exceeded Track Limits - Turn 15
11.01.17	13 M. RATO	#13 Current Lap Time Cancelled - Exceeded Track Limits - Turn 9
11.01.22	87 R. GARDNER	#87 Current Lap Time Cancelled - Exceeded Track Limits - Turn 9
11.01.36	54 B. SOFUOGLU	#54 Current Lap Time Cancelled - Exceeded Track Limits - Turn 12
11.02.02	13 M. RATO	#13 Lap Time Cancelled [1'42.648] - Exceeded Track Limits - Turn
11.02.04	54 B. SOFUOGLU	#54 Lap Time Cancelled [1'45.711] - Exceeded Track Limits - Turn 12
11.02.14	87 R. GARDNER	#87 Lap Time Cancelled [1'53.599] - Exceeded Track Limits - Turn
11.02.46	7 I. LECUONA	#7 Current Lap Time Cancelled - Exceeded Track Limits - Turn 9
11.03.15	87 R. GARDNER	#87 Current Lap Time Cancelled - Exceeded Track Limits - Turn 9
11.03.37	7 I. LECUONA	#7 Lap Time Cancelled [1'47.238] - Exceeded Track Limits - Turn
11.03.51	67 A. SURRA	#67 Current Lap Time Cancelled - Exceeded Track Limits - Turn 9
11.04.00	87 R. GARDNER	#87 Lap Time Cancelled [1'45.328] - Exceeded Track Limits - Turn
11.04.35	67 A. SURRA	#67 Lap Time Cancelled [6'42.776] - Exceeded Track Limits - Turn
11.04.44	13 M. RATO	#13 Current Lap Time Cancelled - Exceeded Track Limits - Turn 9
11.04.45	47 A. BASSANI	#47 Current Lap Time Cancelled - Exceeded Track Limits - Turn 15
11.04.47	54 B. SOFUOGLU	#54 Current Lap Time Cancelled - Exceeded Track Limits - Turn 9
11.04.55	47 A. BASSANI	#47 Lap Time Cancelled [1'47.042] - Exceeded Track Limits - Turn 15
11.05.02	88 M. OLIVEIRA	#88 Current Lap Time Cancelled - Exceeded Track Limits - Turn 9
11.05.17	22 A. LOWES	#22 Current Lap Time Cancelled - Exceeded Track Limits - Turn 12
11.05.30	13 M. RATO	#13 Lap Time Cancelled [1'45.695] - Exceeded Track Limits - Turn
11.05.35	54 B. SOFUOGLU	#54 Lap Time Cancelled [1'48.812] - Exceeded Track Limits - Turn
11.05.42	22 A. LOWES	#22 Lap Time Cancelled [1'41.382] - Exceeded Track Limits - Turn 12
11.05.47	88 M. OLIVEIRA	#88 Lap Time Cancelled [1'44.168] - Exceeded Track Limits - Turn
11.05.52	47 A. BASSANI	#47 Current Lap Time Cancelled - Exceeded Track Limits - Turn 9
11.06.00	97 X. VIERGE	#97 Current Lap Time Cancelled - Exceeded Track Limits - Turn 9
11.06.47	97 X. VIERGE	#97 Lap Time Cancelled [1'49.144] - Exceeded Track Limits - Turn
11.06.47	47 A. BASSANI	#47 Lap Time Cancelled [1'52.427] - Exceeded Track Limits - Turn
11.07.35		End of Session

Fastest Laps Sequence

No.	Rider	Nat	Team	Bike	Local Time	Time	Gap	Avg
13	M. RATO	ITA	Motocycling WorldSBK Team	Yamaha YZF R1	10:23'41.868	1'46.975		137,135
31	G. GERLOFF	USA	Kawasaki WorldSBK Team	Kawasaki ZX-10RR	10:23'42.421	1'46.130	-0.845	138,227
87	R. GARDNER	AUS	GYTR GRT Yamaha WorldSBK Team	Yamaha YZF R1	10:23'44.302	1'43.798	-2.332	141,332
97	X. VIERGE	ESP	Pata Maxus Yamaha	Yamaha YZF R1	10:24'08.289	1'43.519	-0.279	141,713
95	T. MACKENZIE	GBR	MGM Optical Express Racing	Ducati Panigale V4R	10:24'08.762	1'42.788	-0.731	142,721
22	A. LOWES	GBR	bimota by Kawasaki Racing Team	bimota KB998 Rimini	10:25'59.000	1'42.294	-0.494	143,410
47	A. BASSANI	ITA	bimota by Kawasaki Racing Team	bimota KB998 Rimini	10:26'13.521	1'41.575	-0.719	144,425
47	A. BASSANI	ITA	bimota by Kawasaki Racing Team	bimota KB998 Rimini	10:27'54.614	1'41.093	-0.482	145,114
14	S. LOWES	GBR	ELF Marc VDS Racing Team	Ducati Panigale V4R	10:28'00.358	1'40.864	-0.229	145,443
7	I. LECUONA	ESP	Aruba.it Racing - Ducati	Ducati Panigale V4R	10:31'15.723	1'40.593	-0.271	145,835
11	N. BULEGA	ITA	Aruba.it Racing - Ducati	Ducati Panigale V4R	10:32'03.895	1'40.451	-0.142	146,041
11	N. BULEGA	ITA	Aruba.it Racing - Ducati	Ducati Panigale V4R	10:33'44.137	1'40.242	-0.209	146,346
11	N. BULEGA	ITA	Aruba.it Racing - Ducati	Ducati Panigale V4R	10:38'44.998	1'39.933	-0.309	146,798
7	I. LECUONA	ESP	Aruba.it Racing - Ducati	Ducati Panigale V4R	10:54'52.062	1'39.887	-0.046	146,866
11	N. BULEGA	ITA	Aruba.it Racing - Ducati	Ducati Panigale V4R	10:59'11.833	1'39.697	-0.190	147,146
7	I. LECUONA	ESP	Aruba.it Racing - Ducati	Ducati Panigale V4R	11:05'16.804	1'39.454	-0.243	147,505

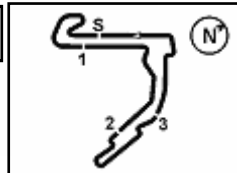
01/05/2026 Start 10:20 End 11:07

The results are provisional until the end of the time limit for protests and appeals and the completion of the technical checks.

Clerk Of The Course: **Kocsik Tamas**
Publication Time: **11:10**

These data/results cannot be reproduced, stored and/or transmitted in whole or in part by any manner of electronic, mechanical, photocopying, recording, broadcasting or otherwise now known or herein after developed without the previous express consent by the copyright owner, except for reproduction in daily press and regular printed publications on sale to the public within 60 days of the event related to those data/results and always provided that copyright symbol appears together as follows below.

© DORNA WSBK ORGANIZATION Srl 2026



Motul Hungarian Round, 1-3 May 2026

Best Sectors & Speed Free Practice 1st Session

BEST LAP

1	7	I. LECUONA	Ducati Panigale V4R	1'39.454
2	11	N. BULEGA	Ducati Panigale V4R	1'39.697
3	14	S. LOWES	Ducati Panigale V4R	1'39.922
4	34	L. BALDASSARRI	Ducati Panigale V4R	1'40.242
5	22	A. LOWES	bimota KB998 Rimini	1'40.416
6	31	G. GERLOFF	Kawasaki ZX-10RR	1'40.576
7	88	M. OLIVEIRA	BMW M 1000 RR	1'40.593
8	5	Y. MONTELLA	Ducati Panigale V4R	1'40.768
9	95	T. MACKENZIE	Ducati Panigale V4R	1'40.882
10	97	X. VIERGE	Yamaha YZF R1	1'40.905
11	47	A. BASSANI	bimota KB998 Rimini	1'40.928
12	67	A. SURRA	Ducati Panigale V4R	1'40.961
13	55	A. LOCATELLI	Yamaha YZF R1	1'41.066
14	19	A. BAUTISTA	Ducati Panigale V4R	1'41.212
15	9	D. PETRUCCI	BMW M 1000 RR	1'41.296
16	87	R. GARDNER	Yamaha YZF R1	1'41.361
17	62	S. MANZI	Yamaha YZF R1	1'41.413
18	54	B. SOFUOGLU	Yamaha YZF R1	1'41.471
19	46	T. BRIDEWELL	Ducati Panigale V4R	1'41.490
20	13	M. RATO	Yamaha YZF R1	1'42.066
21	35	S. CHANTRA	Honda CBR1000RR-R SP	1'42.401
22	92	Y. KUNII	Honda CBR1000RR-R SP	1'43.425

SPEED

1	7	I. LECUONA	Ducati Panigale V4R	281,3
2	19	A. BAUTISTA	Ducati Panigale V4R	279,8
3	11	N. BULEGA	Ducati Panigale V4R	279,1
4	55	A. LOCATELLI	Yamaha YZF R1	278,4
5	22	A. LOWES	bimota KB998 Rimini	277,6
6	14	S. LOWES	Ducati Panigale V4R	277,6
7	88	M. OLIVEIRA	BMW M 1000 RR	277,6
8	97	X. VIERGE	Yamaha YZF R1	276,9
9	95	T. MACKENZIE	Ducati Panigale V4R	276,9
10	67	A. SURRA	Ducati Panigale V4R	276,9
11	47	A. BASSANI	bimota KB998 Rimini	275,5
12	35	S. CHANTRA	Honda CBR1000RR-R SP	275,5
13	46	T. BRIDEWELL	Ducati Panigale V4R	275,5
14	5	Y. MONTELLA	Ducati Panigale V4R	275,5
15	34	L. BALDASSARRI	Ducati Panigale V4R	274,8
16	92	Y. KUNII	Honda CBR1000RR-R SP	273,4
17	31	G. GERLOFF	Kawasaki ZX-10RR	272,0
18	87	R. GARDNER	Yamaha YZF R1	272,0
19	62	S. MANZI	Yamaha YZF R1	271,4
20	54	B. SOFUOGLU	Yamaha YZF R1	271,4
21	9	D. PETRUCCI	BMW M 1000 RR	270,7
22	13	M. RATO	Yamaha YZF R1	270,0

SEG. 1

1	7	I. LECUONA	29.502
2	11	N. BULEGA	29.578
3	14	S. LOWES	29.649
4	34	L. BALDASSARRI	29.692
5	95	T. MACKENZIE	29.738
6	88	M. OLIVEIRA	29.755
7	22	A. LOWES	29.790
8	31	G. GERLOFF	29.887
9	5	Y. MONTELLA	29.905
10	47	A. BASSANI	29.911
11	55	A. LOCATELLI	29.942
12	97	X. VIERGE	29.943
13	87	R. GARDNER	29.955
14	19	A. BAUTISTA	29.976
15	46	T. BRIDEWELL	29.989
16	9	D. PETRUCCI	30.001
17	62	S. MANZI	30.018
18	67	A. SURRA	30.020
19	54	B. SOFUOGLU	30.163
20	13	M. RATO	30.201
21	35	S. CHANTRA	30.407
22	92	Y. KUNII	30.490

SEG. 2

1	7	I. LECUONA	23.187
2	11	N. BULEGA	23.292
3	22	A. LOWES	23.387
4	14	S. LOWES	23.398
5	47	A. BASSANI	23.412
6	34	L. BALDASSARRI	23.421
7	31	G. GERLOFF	23.431
8	97	X. VIERGE	23.469
9	88	M. OLIVEIRA	23.470
10	87	R. GARDNER	23.535
11	55	A. LOCATELLI	23.550
12	5	Y. MONTELLA	23.551
13	54	B. SOFUOGLU	23.602
14	9	D. PETRUCCI	23.632
15	67	A. SURRA	23.685
16	95	T. MACKENZIE	23.694
17	19	A. BAUTISTA	23.709
18	62	S. MANZI	23.710
19	46	T. BRIDEWELL	23.791
20	35	S. CHANTRA	23.825
21	13	M. RATO	23.854
22	92	Y. KUNII	24.247

SEG. 3

1	7	I. LECUONA	27.830
2	14	S. LOWES	27.871
3	11	N. BULEGA	28.028
4	34	L. BALDASSARRI	28.051
5	22	A. LOWES	28.119
6	67	A. SURRA	28.205
7	47	A. BASSANI	28.246
8	88	M. OLIVEIRA	28.259
9	31	G. GERLOFF	28.282
10	9	D. PETRUCCI	28.292
11	5	Y. MONTELLA	28.311
12	97	X. VIERGE	28.322
13	55	A. LOCATELLI	28.348
14	19	A. BAUTISTA	28.383
15	62	S. MANZI	28.389
16	54	B. SOFUOGLU	28.393
17	46	T. BRIDEWELL	28.397
18	95	T. MACKENZIE	28.439
19	87	R. GARDNER	28.457
20	13	M. RATO	28.689
21	35	S. CHANTRA	28.740
22	92	Y. KUNII	29.000

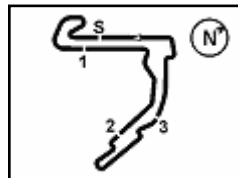
SEG. 4

1	11	N. BULEGA	18.695
2	7	I. LECUONA	18.779
3	14	S. LOWES	18.807
4	34	L. BALDASSARRI	18.819
5	95	T. MACKENZIE	18.869
6	5	Y. MONTELLA	18.905
7	22	A. LOWES	18.906
8	31	G. GERLOFF	18.947
9	88	M. OLIVEIRA	18.976
10	67	A. SURRA	18.977
11	55	A. LOCATELLI	19.025
12	47	A. BASSANI	19.046
13	97	X. VIERGE	19.063
14	19	A. BAUTISTA	19.072
15	54	B. SOFUOGLU	19.105
16	9	D. PETRUCCI	19.137
17	87	R. GARDNER	19.149
18	62	S. MANZI	19.151
19	46	T. BRIDEWELL	19.163
20	13	M. RATO	19.296
21	35	S. CHANTRA	19.382
22	92	Y. KUNII	19.445

01/05/2026

These data/results cannot be reproduced, stored and/or transmitted in whole or in part by any manner of electronic, mechanical, photocopying, recording, broadcasting or otherwise now known or herein after developed without the previous express consent by the copyright owner, except for reproduction in daily press and regular printed publications on sale to the public within 60 days of the event related to those data/results and always provided that copyright symbol appears together as follows below.

© DORNA WSBK ORGANIZATION Srl 2026



Motul Hungarian Round, 1-3 May 2026
Ideal Times Free Practice 1st Session

No.	Rider	Nat	Bike	Seg. 1	Seg. 2	Seg. 3	Seg. 4	Ideal Time		
				Diff. 1	Diff. 2	Diff. 3	Diff. 4	Best Lap	Pos.	Diff.
1	7 I. LECUONA	ESP	Ducati Panigale V4R	29.502	23.187 +0.156	27.830	18.779	1'39.298 1'39.454	1	0.156
2	11 N. BULEGA	ITA	Ducati Panigale V4R	29.578 +0.093	23.292	28.028	18.695 +0.011	1'39.593 1'39.697	2	0.104
3	14 S. LOWES	GBR	Ducati Panigale V4R	29.649	23.398 +0.140	27.871	18.807 +0.057	1'39.725 1'39.922	3	0.197
4	34 L. BALDASSARRI	ITA	Ducati Panigale V4R	29.692 +0.092	23.421 +0.066	28.051	18.819 +0.101	1'39.983 1'40.242	4	0.259
5	22 A. LOWES	GBR	bimota KB998 Rimini	29.790 +0.085	23.387 +0.047	28.119 +0.059	18.906 +0.023	1'40.202 1'40.416	5	0.214
6	88 M. OLIVEIRA	POR	BMW M 1000 RR	29.755 +0.089	23.470 +0.044	28.259	18.976	1'40.460 1'40.593	7	0.133
7	31 G. GERLOFF	USA	Kawasaki ZX-10RR	29.887 +0.029	23.431	28.282	18.947	1'40.547 1'40.576	6	0.029
8	47 A. BASSANI	ITA	bimota KB998 Rimini	29.911	23.412 +0.088	28.246 +0.196	19.046 +0.029	1'40.615 1'40.928	11	0.313
9	5 Y. MONTELLA	ITA	Ducati Panigale V4R	29.905 +0.037	23.551 +0.055	28.311 +0.004	18.905	1'40.672 1'40.768	8	0.096
10	95 T. MACKENZIE	GBR	Ducati Panigale V4R	29.738 +0.021	23.694 +0.112	28.439 +0.009	18.869	1'40.740 1'40.882	9	0.142
11	97 X. VIERGE	ESP	Yamaha YZF R1	29.943 +0.029	23.469	28.322 +0.079	19.063	1'40.797 1'40.905	10	0.108
12	55 A. LOCATELLI	ITA	Yamaha YZF R1	29.942 +0.077	23.550	28.348 +0.099	19.025 +0.025	1'40.865 1'41.066	13	0.201
13	67 A. SURRA	ITA	Ducati Panigale V4R	30.020 +0.005	23.685	28.205	18.977 +0.069	1'40.887 1'40.961	12	0.074
14	9 D. PETRUCCI	ITA	BMW M 1000 RR	30.001	23.632 +0.148	28.292	19.137 +0.086	1'41.062 1'41.296	15	0.234
15	87 R. GARDNER	AUS	Yamaha YZF R1	29.955 +0.081	23.535 +0.015	28.457 +0.150	19.149 +0.019	1'41.096 1'41.361	16	0.265
16	19 A. BALTIMA	ESP	Ducati Panigale V4R	29.976	23.709	28.383 +0.072	19.072	1'41.140 1'41.212	14	0.072
17	54 B. SOFUOGLU	TUR	Yamaha YZF R1	30.163 +0.143	23.602	28.393 +0.041	19.105 +0.024	1'41.263 1'41.471	18	0.208
18	62 S. MANZI	ITA	Yamaha YZF R1	30.018	23.710 +0.102	28.389 +0.043	19.151	1'41.268 1'41.413	17	0.145
19	46 T. BRIDEWELL	GBR	Ducati Panigale V4R	29.989	23.791 +0.150	28.397	19.163	1'41.340 1'41.490	19	0.150
20	13 M. RATO	ITA	Yamaha YZF R1	30.201 +0.026	23.854	28.689	19.296	1'42.040 1'42.066	20	0.026
21	35 S. CHANTRA	THA	Honda CBR1000RR-R SP	30.407 +0.002	23.825	28.740	19.382 +0.045	1'42.354 1'42.401	21	0.047
22	92 Y. KUNII	JPN	Honda CBR1000RR-R SP	30.490 +0.243	24.247	29.000	19.445	1'43.182 1'43.425	22	0.243
Overall Ideal Time				29.502	23.187	27.830	18.695	1'39.214		

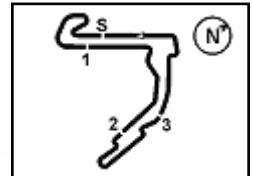
01/05/2026

These data/results cannot be reproduced, stored and/or transmitted in whole or in part by any manner of electronic, mechanical, photocopying, recording, broadcasting or otherwise now known or herein after developed without the previous express consent by the copyright owner, except for reproduction in daily press and regular printed publications on sale to the public within 60 days of the event related to those data/results and always provided that copyright symbol appears together as follows below.

© DORNA WSBK ORGANIZATION Srl 2026

FICR PERUGIA TIMING





Motul Hungarian Round, 1-3 May 2026

Chronological Analysis Free Practice 1st Session

1° 7 I. LECUONA [1'39.454]							
Lap	Seg1	Seg2	Seg3	Seg4	Lap Time	km/h	Local Time
1	30.662	26.603	30.644	20.171	1'43.872	274,8	10:26'11.775
2	30.057	24.490	29.074	19.646	1'42.194	276,2	10:27'53.969
3	30.003	23.803	28.296	19.059	1'41.161	275,5	10:29'35.130
4	29.982	23.565	28.069	18.977	1'40.593	279,1	10:31'15.723
5	29.911	23.535	28.207	19.040	1'40.693	278,4	10:32'56.416
6	33.960	23.774	28.112	19.059	1'44.905	281,3	10:34'41.321
7	29.959	23.530	27.856	18.952	1'40.297	281,3	10:36'21.618
8	29.958	26.500	28.836	34.065	1'59.359P	279,8	10:38'20.977
9	8'33.187	24.629	29.044	19.356	9'46.216P		10:48'07.193
10	29.908	23.520	27.987	19.155	1'40.570	276,2	10:49'47.763
11	29.854	26.749	28.360	19.405	1'44.368	276,9	10:51'32.131
12	29.756	23.315	27.992	18.981	1'40.044	278,4	10:53'12.175
13	29.745	23.409	27.894	18.839	1'39.887	276,9	10:54'52.062
14	29.752	23.481	31.675	20.611	1'45.519C	279,1	10:56'37.581
15	29.686	23.345	27.922	19.873	1'40.826C	279,1	10:58'18.407
16	29.732	23.425	27.867	18.897	1'39.921	279,8	10:59'58.328
17	37.710	26.665	28.425	18.984	1'51.784	279,8	11:01'50.112
18	29.686	23.187	34.258	20.107	1'47.238C	279,1	11:03'37.350
19	29.502	23.343	27.830	18.779	1'39.454	279,1	11:05'16.804

16	29.649	23.538	27.871	18.864	1'39.922	275,5	11:03'19.102
17	29.708	23.586	28.180	18.864	1'40.338	275,5	11:04'59.440
18	30.039	23.847	28.129	18.871	1'40.886	274,8	11:06'40.326

2° 11 N. BULEGA [1'39.697]							
Lap	Seg1	Seg2	Seg3	Seg4	Lap Time	km/h	Local Time
1	30.352	27.463	30.680	19.694	1'44.133	271,4	10:25'19.467
2	29.942	24.175	28.677	18.972	1'41.766	275,5	10:27'01.233
3	29.870	23.533	28.535	18.934	1'40.872	276,2	10:28'42.105
4	30.138	23.714	28.568	18.919	1'41.339	274,1	10:30'23.444
5	29.827	23.533	28.223	18.868	1'40.451	279,1	10:32'03.895
6	29.872	23.468	28.173	18.729	1'40.242	275,5	10:33'44.137
7	29.852	23.583	28.132	18.875	1'40.442	277,6	10:35'24.579
8	29.835	23.529	28.341	18.781	1'40.486	276,2	10:37'05.065
9	29.708	23.363	28.137	18.725	1'39.933	276,2	10:38'44.998
10	29.747	23.436	28.172	18.733	1'40.088	276,9	10:40'25.086
11	31.014	25.503	30.293	35.697	2'02.507P	277,6	10:42'27.593
12	10'31.328	24.737	28.943	19.016	11'44.024P		10:54'11.617
13	29.800	23.382	28.264	18.885	1'40.331	274,1	10:55'51.948
14	29.844	23.392	28.097	18.855	1'40.188	275,5	10:57'32.136
15	29.671	23.292	28.028	18.706	1'39.697	276,2	10:59'11.833
16	29.836	23.310	28.133	18.695	1'39.974	275,5	11:00'51.807
17	29.703	23.368	28.215	18.777	1'40.063	275,5	11:02'31.870
18	29.578	23.457	28.287	18.738	1'40.060	279,1	11:04'11.930
19	29.633	23.395	28.086	19.067	1'40.181	277,6	11:05'52.111

4° 34 L. BALDASSARRI [1'40.242]							
Lap	Seg1	Seg2	Seg3	Seg4	Lap Time	km/h	Local Time
1	31.906	30.120	32.294	21.078	1'46.399	250,6	10:24'16.655
2	30.487	25.516	29.294	19.683	1'42.666	269,3	10:25'59.321
3	30.309	24.250	28.631	19.288	1'42.438	272,0	10:27'41.759
4	30.309	24.206	28.605	19.318	1'42.438	272,0	10:27'41.759
5	30.261	23.909	28.481	19.251	1'41.902	272,0	10:29'23.661
6	30.133	24.254	35.069	19.474	1'48.930	270,7	10:31'12.591
7	30.098	24.078	28.767	19.269	1'42.212	274,8	10:32'54.803
8	29.908	23.920	28.430	19.043	1'41.301	273,4	10:34'36.104
9	29.871	23.549	28.306	18.981	1'40.707	272,0	10:36'16.811
10	29.917	23.761	28.454	20.242	1'42.374	273,4	10:37'59.185
11	29.883	23.798	28.225	18.819	1'40.725	272,7	10:39'39.910
12	31.571	26.474	30.108	33.763	2'01.916P	271,4	10:41'41.826
13	10'04.765	26.467	30.203	19.866	11'21.301P		10:53'03.127
14	30.036	23.867	28.522	19.103	1'41.528	270,7	10:54'44.655
15	29.921	23.614	28.505	19.233	1'41.273	270,7	10:56'25.928
16	29.906	23.804	28.409	19.029	1'41.148	271,4	10:58'07.076
17	29.784	23.487	28.051	18.920	1'40.242	272,0	10:59'47.318
18	33.634	25.910	30.277	19.218	1'49.039	272,0	11:01'36.357
19	29.875	23.651	28.129	18.947	1'40.602	274,1	11:03'16.959
20	29.692	23.569	28.076	19.058	1'40.395	274,1	11:04'57.354
21	29.760	23.421	28.164	18.931	1'40.276	273,4	11:06'37.630

3° 14 S. LOWES [1'39.922]							
Lap	Seg1	Seg2	Seg3	Seg4	Lap Time	km/h	Local Time
1	30.476	26.895	33.127	19.809	1'43.753	268,7	10:24'37.525
2	30.143	24.283	28.474	19.069	1'41.969	272,7	10:26'19.494
3	29.877	23.925	28.010	19.052	1'40.864	274,1	10:28'00.358
4	30.561	25.514	28.926	19.190	1'44.191	274,1	10:29'44.549
5	29.684	24.073	28.150	19.012	1'40.919	277,6	10:31'25.468
6	29.733	23.647	28.177	19.024	1'40.581	275,5	10:33'06.049
7	33.039	26.419	29.216	34.197	2'02.871P	276,9	10:35'08.920
8	9'17.289	24.292	28.954	19.674	10'30.209P		10:45'39.129
9	29.809	23.451	28.371	18.807	1'40.438	274,1	10:47'19.567
10	29.673	23.549	29.618	19.165	1'42.005	273,4	10:49'01.572
11	29.741	23.398	28.134	19.006	1'40.279	274,1	10:50'41.851
12	33.477	27.231	30.432	19.118	1'50.258	273,4	10:52'32.109
13	29.744	23.742	28.301	18.920	1'40.707	274,8	10:54'12.816
14	29.776	27.713	29.163	34.491	2'01.143P	276,2	10:56'13.959
15	4'12.591	24.653	28.978	18.999	5'25.221P		11:01'39.180

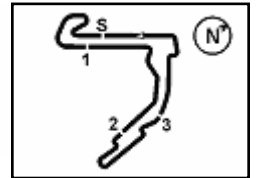
5° 22 A. LOWES [1'40.416]							
Lap	Seg1	Seg2	Seg3	Seg4	Lap Time	km/h	Local Time
1	31.107	25.619	30.679	19.658	1'43.670	270,7	10:22'33.036
2	30.363	24.196	29.107	19.260	1'42.294	272,0	10:24'16.706
3	30.319	24.076	28.629	19.226	1'42.294	272,0	10:25'59.000
4	30.319	28.384	29.939	19.518	1'48.160	273,4	10:27'47.160
5	30.155	23.812	28.421	18.994	1'41.382	272,0	10:29'28.542
6	29.909	24.255	28.961	19.244	1'42.369	277,6	10:31'10.911
7	30.042	23.688	33.314	21.491	1'48.535C	275,5	10:32'59.446
8	29.901	23.680	28.221	19.131	1'40.933	277,6	10:34'40.379
9	30.194	23.491	28.195	18.906	1'40.786	273,4	10:36'21.165
10	29.814	23.460	28.128	18.910	1'40.312C	273,4	10:38'01.477
11	32.016	25.269	30.267	37.675	2'05.227P	274,1	10:40'06.704
12	14'10.898	24.554	29.093	19.160	15'23.705P		10:55'30.409
13	30.100	23.631	28.501	19.320	1'41.552	270,7	10:57'11.961
14	30.008	23.484	28.283	19.126	1'40.901	272,0	10:58'52.862
15	29.790	23.492	28.119	19.182	1'40.583	272,7	11:00'33.445
16	29.875	23.434	28.178	18.929	1'40.416	272,7	11:02'13.861
17	31.780	26.385	28.685	20.648	1'47.498	274,1	11:04'01.359
18	29.818	23.387	29.082	19.095	1'41.382C	274,8	11:05'42.741

6° 31 G. GERLOFF [1'40.576]							
Lap	Seg1	Seg2	Seg3	Seg4	Lap Time	km/h	Local Time
1	31.210	25.665	29.706	20.329	1'46.130	264,7	10:21'56.291
2	30.822	25.415	29.737	19.768	1'46.130	264,7	10:23'42.421
3	9'59.698	24.317	29.078	34.930	1'59.147CP	271,4	10:25'41.568
4	31.868	24.099	28.984	19.441	11'12.222P		10:36'53.790
5	31.868	24.319	30.249	19.572	1'46.008	270,0	10:38'39.798
6	30.465	24.155	28.946	19.377	1'42.943	268,0	10:40'22.741
7	30.453	23.878	28.740	19.260	1'42.331	268,0	10:42'05.072
8	30.036	23.925	28.592	19.158	1'41.711	270,7	10:43'46.783
9	30.288	24.106	28.726	19.275	1'42.395C	270,7	10:45'29.178
10	30.138	23.842	28.657	19.215	1'41.852	270,0	10:47'11.030
11	30.090	23.683	28.494	19.179	1'41.446	272,0	10:48'52.476
12	30.294	23.792	28.390	19.152	1'41.628	268,7	10:50'34.104

01/05/2026 P = Pits In/Out - C = Lap Time Cancelled

These data/results cannot be reproduced, stored and/or transmitted in whole or in part by any manner of electronic, mechanical, photocopying, recording, broadcasting or otherwise now known or herein after developed without the previous express consent by the copyright owner, except for reproduction in daily press and regular printed publications on sale to the public within 60 days of the event related to those data/results and always provided that copyright symbol appears together as follows below.

© DORNA WSBK ORGANIZATION Srl 2026



Motul Hungarian Round, 1-3 May 2026

Chronological Analysis Free Practice 1st Session

2 / 4

12	31.664	24.068	28.812	34.035	1'58.579P	270,0	10:52'32.683	12	29.738	23.855	28.669	18.988	1'41.250	274,8	10:59'50.155
13	6'00.797	23.782	29.123	19.039	7'12.741P		10:59'45.424	13	29.798	23.805	28.497	18.923	1'41.023	274,1	11:01'31.178
14	29.952	23.476	28.328	18.951	1'40.707	269,3	11:01'26.131	14	29.759	23.806	28.448	18.869	1'40.882	274,8	11:03'12.060
15	29.982	23.610	28.394	19.042	1'41.028	270,7	11:03'07.159	15	38.552	25.220	30.234	20.006	1'54.012	275,5	11:05'06.072
16	29.887	23.665	28.447	19.273	1'41.272	270,0	11:04'48.431								
17	29.916	23.431	28.282	18.947	1'40.576	270,7	11:06'29.007								

7° 88 M. OLIVEIRA [1'40.593]							
Lap	Seg1	Seg2	Seg3	Seg4	Lap Time	km/h	Local Time
		26.058	31.136	35.034			10:22'17.483
1	4'01.999	25.157	29.483	19.751	5'16.390P		10:27'33.873
2	31.797	24.930	29.198	19.483	1'45.408	272,7	10:29'19.281
3	30.291	24.074	28.661	19.431	1'42.457	272,7	10:31'01.738
4	33.881	24.960	31.377	20.705	1'50.923	274,8	10:32'52.661
5	30.263	40.069	29.779	19.665	1'59.776	277,6	10:34'52.437
6	30.135	25.123	28.805	19.165	1'43.228	274,1	10:36'35.665
7	29.975	23.913	28.343	19.765	1'41.306	276,2	10:38'16.971
8	30.105	23.895	28.618	19.650	1'42.268	276,9	10:39'59.239
9	30.374	23.872	28.376	19.170	1'41.792	275,5	10:41'41.031
10	29.871	26.663	29.148	32.686	1'58.368CP	274,8	10:43'39.399
11	10'43.181	24.376	30.413	19.462	11'57.432P		10:55'36.831
12	29.993	23.676	28.643	19.147	1'41.459	274,1	10:57'18.290
13	29.793	25.152	28.992	19.234	1'43.171	274,8	10:59'01.461
14	29.811	23.668	28.392	19.038	1'40.909	274,8	11:00'42.370
15	29.755	23.470	28.367	19.086	1'40.678	274,8	11:02'23.048
16	29.844	23.514	28.259	18.976	1'40.593	273,4	11:04'03.641
17	29.858	25.752	28.850	19.708	1'44.168C	276,9	11:05'47.809

10° 97 X. VIERGE [1'40.905]							
Lap	Seg1	Seg2	Seg3	Seg4	Lap Time	km/h	Local Time
		26.687	30.309	19.727			10:22'24.770
1	30.681	24.324	29.042	19.472	1'43.519	270,0	10:24'08.289
2	30.353	24.266	28.941	19.606	1'43.166	270,0	10:25'51.455
3	30.402	24.306	28.622	19.327	1'42.657	270,7	10:27'34.112
4	36.415	24.731	28.700	19.324	1'49.170	271,4	10:29'23.282
5	30.357	24.076	29.908	20.632	1'44.973C	275,5	10:31'08.255
6	30.342	23.880	28.905	19.603	1'42.730	274,1	10:32'50.985
7	30.354	24.076	28.701	19.298	1'42.429	272,0	10:34'33.414
8	30.392	23.949	28.631	19.353	1'42.325	272,7	10:36'15.739
9	30.173	23.636	28.423	19.346	1'41.578	273,4	10:37'57.317
10	31.307	25.409	28.956	19.431	1'45.103	271,4	10:39'42.420
11	30.090	27.396	31.692	33.369	2'02.547P	272,7	10:41'44.967
12	6'57.692	27.590	30.754	19.490	8'15.526CP		10:50'00.493
13	30.399	24.403	31.683	25.240	1'51.725	274,1	10:51'52.218
14	30.796	24.111	28.641	19.725	1'43.273	271,4	10:53'35.491
15	30.389	23.950	28.675	34.177	1'57.191P	270,7	10:55'32.682
16	3'07.642	23.886	28.688	19.738	4'19.954P		10:59'52.636
17	29.979	23.692	28.322	19.113	1'41.106	274,8	11:01'33.742
18	29.972	23.469	28.401	19.063	1'40.905	273,4	11:03'14.647
19	29.943	24.487	30.113	19.207	1'43.750	276,2	11:04'58.397
20	30.019	28.057	30.538	20.530	1'49.144C	276,9	11:06'47.541

8° 5 Y. MONTELLA [1'40.768]							
Lap	Seg1	Seg2	Seg3	Seg4	Lap Time	km/h	Local Time
		29.801	31.205	35.028			10:22'16.911
1	6'03.369	30.794	31.086	19.978	7'25.227P		10:29'42.138
2	31.319	25.037	29.137	19.501	1'44.994	264,7	10:31'27.132
3	31.801	24.754	29.257	19.460	1'45.272	274,1	10:33'12.404
4	30.839	24.413	28.620	19.127	1'42.999	274,1	10:34'55.403
5	30.493	23.976	28.767	19.308	1'42.544	274,8	10:36'37.947
6	30.514	23.551	28.493	19.022	1'41.580	274,8	10:38'19.527
7	30.131	23.761	28.646	19.225	1'41.763	275,5	10:40'01.290
8	30.201	23.667	28.498	19.029	1'41.395	273,4	10:41'42.685
9	30.175	24.894	29.175	32.621	1'56.865P	274,1	10:43'39.550
10	9'33.166	25.083	30.097	19.334	10'47.680CP		10:54'27.230
11	30.204	23.626	28.635	19.205	1'41.670	274,1	10:56'08.900
12	30.254	23.679	28.491	19.058	1'41.482	273,4	10:57'50.382
13	29.942	23.606	28.315	18.905	1'40.768	274,1	10:59'31.150
14	29.905	23.669	28.311	18.958	1'40.843	274,8	11:01'11.993
15	29.907	23.650	28.406	18.949	1'40.912	274,8	11:02'52.905
16	30.123	23.602	28.355	18.909	1'40.989	275,5	11:04'33.894
17	30.178	23.572	28.406	18.969	1'41.125	274,8	11:06'15.019

11° 47 A. BASSANI [1'40.928]							
Lap	Seg1	Seg2	Seg3	Seg4	Lap Time	km/h	Local Time
		25.030	30.350	19.511			10:22'48.845
1	30.263	23.924	29.316	19.598	1'43.101	270,7	10:24'31.946
2	30.214	23.810	28.382	19.169	1'41.575	270,7	10:26'13.521
3	29.967	23.666	28.246	19.214	1'41.093	269,3	10:27'54.614
4	30.100	23.658	28.405	19.237	1'41.400	273,4	10:29'36.014
5	30.111	23.660	28.362	18.897	1'41.030C	273,4	10:31'17.044
6	30.282	23.650	28.386	19.223	1'41.541	272,7	10:32'58.585
7	30.090	23.946	28.404	19.271	1'41.711	274,1	10:34'40.296
8	33.738	25.522	29.777	34.968	2'04.005P	274,8	10:36'44.301
9	13'12.930	24.096	28.949	19.352	14'25.327P		10:51'09.628
10	30.882	23.626	29.094	19.313	1'42.915C	275,5	10:52'52.543
11	30.260	23.632	28.505	19.197	1'41.594	270,0	10:54'34.137
12	29.960	23.695	28.450	19.084	1'41.189C	272,7	10:56'15.326
13	29.997	23.482	28.418	19.048	1'40.945	271,4	10:57'56.271
14	32.786	25.889	30.504	20.870	1'50.049	274,1	10:59'46.320
15	30.076	23.601	28.354	19.046	1'41.077	271,4	11:01'27.397
16	29.911	23.500	28.442	19.075	1'40.928	273,4	11:03'08.325
17	34.467	24.548	29.561	18.466	1'47.042C	274,1	11:04'55.367
18	30.051	23.412	38.663	20.301	1'52.427C	271,4	11:06'47.794

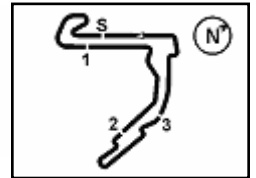
9° 95 T. MACKENZIE [1'40.882]							
Lap	Seg1	Seg2	Seg3	Seg4	Lap Time	km/h	Local Time
		28.781	33.219	20.368			10:22'25.974
1	30.249	24.532	28.832	19.175	1'42.788	272,7	10:24'08.762
2	30.189	24.263	28.852	19.701	1'43.005	276,2	10:25'51.767
3	30.247	24.495	28.537	19.299	1'42.578	270,7	10:27'34.345
4	31.832	24.849	29.565	19.514	1'45.760	276,9	10:29'20.105
5	30.046	24.022	28.459	19.202	1'41.729	274,8	10:31'01.834
6	34.320	24.807	29.311	34.785	2'03.223P	275,5	10:33'05.057
7	11'36.932	26.475	28.810	19.034	12'51.251P		10:45'56.308
8	29.871	24.189	28.507	18.936	1'41.503	273,4	10:47'37.811
9	29.863	23.795	28.439	18.990	1'41.087	273,4	10:49'18.898
10	29.964	23.694	28.565	33.930	1'56.153P	274,1	10:51'15.051
11	5'42.498	24.171	27.978	19.207	6'53.854CP		10:58'08.905

12° 67 A. SURRA [1'40.961]							
Lap	Seg1	Seg2	Seg3	Seg4	Lap Time	km/h	Local Time
		25.751	29.402	21.528			10:22'08.868
1	30.965	25.471	29.133	19.862	1'45.431	272,7	10:23'54.299
2	30.540	24.856	28.625	19.514	1'43.535	272,7	10:25'37.834
3	30.295	24.298	28.555	19.640	1'42.788	275,5	10:27'20.622
4	30.409	24.127	28.473	19.283	1'42.292	274,8	10:29'02.914
5	30.199	24.601	28.466	19.274	1'42.540	274,1	10:30'45.454
6	30.213	23.960	28.475	19.290	1'41.938	275,5	10:32'27.392
7	30.055	24.144	28.369	19.241	1'41.809	274,8	10:34'09.201
8	30.220	24.020	28.400	36.486	1'59.126P	275,5	10:36'08.327
9	10'03.840	24.089	28.396	19.257	11'15.582P		10:47'23.909

01/05/2026 P = Pits In/Out - C = Lap Time Cancelled

These data/results cannot be reproduced, stored and/or transmitted in whole or in part by any manner of electronic, mechanical, photocopying, recording, broadcasting or otherwise now known or herein after developed without the previous express consent by the copyright owner, except for reproduction in daily press and regular printed publications on sale to the public within 60 days of the event related to those data/results and always provided that copyright symbol appears together as follows below.

© DORNA WSBK ORGANIZATION Srl 2026



Motul Hungarian Round, 1-3 May 2026
Chronological Analysis Free Practice 1st Session

3 / 4

10	30.302	23.930	28.259	19.144	1'41.635	273,4	10:49'05.544	13	31.201	24.709	29.488	23.248	1'48.646	266,0	10:54'13.820
11	30.103	23.812	28.284	18.977	1'41.176	275,5	10:50'46.720	14	30.148	23.900	31.060	20.568	1'45.676	267,3	10:55'59.496
12	30.020	23.755	28.215	19.151	1'41.141	274,8	10:52'27.861	15	30.076	23.800	29.802	20.038	1'43.716	263,4	10:57'43.212
13	31.405	24.737	28.862	19.127	1'44.131	273,4	10:54'11.992	16	30.172	23.840	28.571	32.869	1'55.452P	262,8	10:59'38.664
14	30.025	23.685	28.205	19.046	1'40.961	276,9	10:55'52.953	17	2'58.673	24.316	29.547	19.462	4'11.998P		11:03'50.662
15	30.492	24.176	28.740	35.977	1'59.385P	274,8	10:57'52.338	18	33.580	25.057	29.948	34.245	2'02.830P	252,3	11:05'53.492
16	5'31.651	24.094	27.865	19.166	6'42.776CP		11:04'35.114								
17	30.112	23.878	28.357	18.997	1'41.344	276,2	11:06'16.458								

13° 55 A. LOCATELLI [1'41.066]							
Lap	Seg1	Seg2	Seg3	Seg4	Lap Time	km/h	Local Time
		26.457	33.068	20.267			10:22'26.788
1	30.930	24.391	30.444	19.677	1'45.442	268,0	10:24'12.230
2	30.701	24.309	29.106	19.369	1'43.485	270,7	10:25'55.715
3	30.551	24.254	28.918	19.456	1'43.179	271,4	10:27'38.894
4	30.335	23.941	28.751	19.254	1'42.281	272,0	10:29'21.175
5	30.165	23.854	28.528	19.252	1'41.799	275,5	10:31'02.974
6	30.121	23.675	28.686	19.154	1'41.636	278,4	10:32'44.610
7	30.190	23.870	29.414	34.098	1'57.572P	272,0	10:34'42.182
8	5'35.881	24.029	28.828	19.382	6'48.120P		10:41'30.302
9	30.252	23.649	28.434	19.400	1'41.375	270,0	10:43'11.677
10	30.071	23.564	28.471	19.073	1'41.179	271,4	10:44'52.856
11	30.019	23.550	28.447	19.050	1'41.066	273,4	10:46'33.922
12	29.999	23.603	28.466	19.163	1'41.231	271,4	10:48'15.153
13	30.056	23.566	30.268	33.492	1'57.382CP	271,4	10:50'12.535
14	8'58.784	23.937	28.661	19.207	10'10.589P		11:00'23.124
15	30.013	23.619	28.365	19.128	1'41.125	272,0	11:02'04.249
16	29.942	23.564	28.643	19.025	1'41.174	272,7	11:03'45.423
17	30.156	23.593	28.348	19.126	1'41.223	275,5	11:05'26.646

16° 87 R. GARDNER [1'41.361]							
Lap	Seg1	Seg2	Seg3	Seg4	Lap Time	km/h	Local Time
			26.001	30.644	20.462		10:22'00.504
1	30.675	24.222	29.408	19.493	1'43.798	268,0	10:23'44.302
2	30.379	23.988	28.971	19.591	1'42.929	268,0	10:25'27.231
3	30.711	23.830	31.863	27.919	1'54.323C	266,7	10:27'21.554
4	30.401	23.895	28.854	19.695	1'42.845	270,0	10:29'04.399
5	30.361	23.665	28.799	19.406	1'42.231	269,3	10:30'46.630
6	34.509	26.587	35.505	22.210	1'58.811C	269,3	10:32'45.441
7	30.167	23.621	28.457	19.278	1'41.523	270,0	10:34'26.964
8	30.073	23.756	28.517	19.161	1'41.507	270,0	10:36'08.471
9	30.158	27.720	29.977	34.664	2'02.519CP	266,7	10:38'10.990
10	12'08.541	25.054	32.937	25.186	13'31.718CP		10:51'42.708
11	30.320	23.661	28.673	19.149	1'41.803	269,3	10:53'24.511
12	29.992	23.914	28.685	20.927	1'43.518	269,3	10:55'08.029
13	34.661	25.591	29.903	19.592	1'49.747	269,3	10:56'57.776
14	30.154	23.683	28.808	19.276	1'41.921	268,0	10:58'39.697
15	29.955	23.535	28.551	19.324	1'41.365	268,0	11:00'21.062
16	30.123	27.734	34.079	21.663	1'53.599C	268,0	11:02'14.661
17	30.104	26.747	29.075	19.402	1'45.328C	272,0	11:03'59.989
18	30.036	23.550	28.607	19.168	1'41.361	269,3	11:05'41.350

14° 19 A. BAUTISTA [1'41.212]							
Lap	Seg1	Seg2	Seg3	Seg4	Lap Time	km/h	Local Time
		25.694	30.068	20.107			10:23'05.860
1	30.881	24.548	29.000	19.572	1'44.001	276,9	10:24'49.861
2	30.235	24.033	28.686	19.369	1'42.323	276,2	10:26'32.184
3	30.030	23.897	28.641	19.224	1'41.792	276,9	10:28'13.976
4	30.056	23.983	28.733	19.201	1'41.973	277,6	10:29'55.949
5	30.037	23.802	28.383	19.168	1'41.390	278,4	10:31'37.339
6	29.990	26.299	28.906	19.152	1'44.347	279,1	10:33'21.686
7	30.208	24.023	28.464	19.135	1'41.830	277,6	10:35'03.516
8	32.036	24.257	28.713	35.437	2'00.443P	279,1	10:37'03.959
9	11'40.463	26.931	29.116	19.467	12'55.977P		10:49'59.936
10	30.288	23.895	28.613	19.336	1'42.132	276,2	10:51'42.068
11	31.561	23.842	28.665	33.333	1'57.401P	276,9	10:53'39.469
12	7'39.131	24.158	28.810	19.334	8'51.433P		11:02'30.902
13	30.094	23.853	28.932	19.168	1'42.047	276,9	11:04'12.949
14	29.976	23.709	28.455	19.072	1'41.212	279,8	11:05'54.161

17° 62 S. MANZI [1'41.413]							
Lap	Seg1	Seg2	Seg3	Seg4	Lap Time	km/h	Local Time
			25.971	30.172	20.666		10:22'16.476
1	31.431	25.965	29.405	19.893	1'46.694	262,1	10:24'03.170
2	30.826	24.529	28.728	19.423	1'43.506	267,3	10:25'46.676
3	30.326	24.119	28.523	20.904	1'43.872	269,3	10:27'30.548
4	33.432	27.298	29.474	19.829	1'50.033	259,0	10:29'20.581
5	30.534	23.903	28.389	19.287	1'42.113	271,4	10:31'02.694
6	32.672	24.509	28.890	34.652	2'00.723P	269,3	10:33'03.417
7	18'20.323	24.432	28.659	19.455	19'32.869P		10:52'36.286
8	30.318	23.857	28.632	19.334	1'42.141	268,0	10:54'18.427
9	30.385	23.891	28.518	19.438	1'42.232	268,7	10:56'00.659
10	30.062	23.809	28.610	19.429	1'41.910	270,7	10:57'42.569
11	31.892	27.401	31.011	19.373	1'49.677	268,7	10:59'32.246
12	30.018	23.812	28.432	19.151	1'41.413	271,4	11:01'13.659
13	30.022	28.575	28.996	19.250	1'46.843	270,7	11:03'00.502
14	30.040	23.738	28.545	19.237	1'41.560	270,7	11:04'42.062
15	30.045	23.710	28.571	19.217	1'41.543	271,4	11:06'23.605

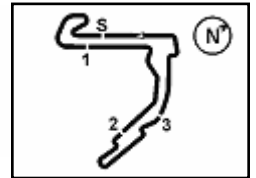
15° 9 D. PETRUCCI [1'41.296]							
Lap	Seg1	Seg2	Seg3	Seg4	Lap Time	km/h	Local Time
		25.358	30.185	34.018			10:22'05.784
1	3'23.894	24.600	30.026	20.032	4'38.552P		10:26'44.336
2	30.867	24.154	29.061	19.260	1'43.342	269,3	10:28'27.678
3	30.431	23.822	28.855	19.182	1'42.290	270,0	10:30'09.968
4	31.414	24.544	29.234	19.415	1'44.607	270,0	10:31'54.575
5	31.532	24.491	28.842	19.316	1'44.181	268,7	10:33'38.756
6	30.205	23.787	28.660	19.202	1'41.854	270,0	10:35'20.610
7	31.345	24.481	30.261	19.137	1'45.224	270,0	10:37'05.834
8	30.104	23.632	28.440	19.191	1'41.367	269,3	10:38'47.201
9	31.423	25.625	30.036	33.847	2'00.931P	270,0	10:40'48.132
10	6'58.949	24.131	29.172	21.820	8'14.072P		10:49'02.204
11	30.001	23.780	28.292	19.223	1'41.296	270,7	10:50'43.500
12	30.116	23.666	28.603	19.289	1'41.674	268,7	10:52'25.174

18° 54 B. SOFUOGLU [1'41.471]							
Lap	Seg1	Seg2	Seg3	Seg4	Lap Time	km/h	Local Time
		26.693	29.991	20.360			10:22'16.544
1	31.449	24.875	28.788	19.734	1'44.846	268,0	10:24'01.390
2	30.785	24.086	29.568	19.455	1'43.894	266,0	10:25'45.284
3	30.792	23.884	28.488	19.220	1'42.384	266,0	10:27'27.668
4	30.560	24.069	28.897	19.448	1'42.974	267,3	10:29'10.642
5	30.512	23.727	28.574	19.200	1'42.013	268,0	10:30'52.655
6	33.270	26.268	31.450	35.783	2'06.771CP	267,3	10:32'59.426
7	7'36.686	24.417	29.543	19.629	8'50.275CP		10:41'49.701
8	30.650	23.893	28.766	19.405	1'42.714	265,4	10:43'32.415
9	30.574	23.871	28.581	19.194	1'42.220	266,0	10:45'14.635
10	30.398	23.743	28.393	19.306	1'41.840	267,3	10:46'56.475
11	30.306	23.602	28.434	19.129	1'41.471	267,3	10:48'37.946
12	30.256	23.643	28.505	19.126	1'41.530	267,3	10:50'19.476

01/05/2026 P = Pits In/Out - C = Lap Time Cancelled

These data/results cannot be reproduced, stored and/or transmitted in whole or in part by any manner of electronic, mechanical, photocopying, recording, broadcasting or otherwise now known or herein after developed without the previous express consent by the copyright owner, except for reproduction in daily press and regular printed publications on sale to the public within 60 days of the event related to those data/results and always provided that copyright symbol appears together as follows below.

© DORNA WSBK ORGANIZATION Srl 2026



Motul Hungarian Round, 1-3 May 2026

Chronological Analysis Free Practice 1st Session

4 / 4

13	33.025	26.692	31.874	36.008	2'07.599P	268,0	10:52'27.075	8	35.896	24.247	32.143	21.113	1'53.399C	272,7	10:36'31.965
14	4'55.544	24.116	30.400	20.115	6'10.175P		10:58'37.250	9	30.749	24.115	29.283	19.547	1'43.694	271,4	10:38'15.659
15	30.349	23.814	28.678	19.136	1'41.977	269,3	11:00'19.227	10	30.466	24.111	29.279	19.472	1'43.328	273,4	10:39'58.987
16	30.275	23.819	31.804	19.813	1'45.711C	268,0	11:02'04.938	11	30.586	24.355	29.982	36.194	2'01.117P	270,7	10:42'00.104
17	30.163	23.736	28.604	19.105	1'41.608	270,7	11:03'46.546	12	8'36.442	24.622	29.600	19.720	9'50.384P		10:51'50.488
18	30.302	27.266	31.373	19.871	1'48.812C	271,4	11:05'35.358	13	30.470	23.880	29.403	19.993	1'43.746C	268,0	10:53'34.234

19° 46 T. BRIDEWELL [1'41.490]

Lap	Seg.1	Seg.2	Seg.3	Seg.4	Lap Time	km/h	Local Time
		26.917	31.246	21.929			10:22'01.620
1	31.426	24.807	29.725	20.029	1'45.987	271,4	10:23'47.607
2	30.750	24.443	29.446	19.596	1'44.235	272,0	10:25'31.842
3	30.727	24.374	28.916	19.467	1'43.484	272,0	10:27'15.326
4	30.455	24.095	28.834	19.381	1'42.765	273,4	10:28'58.091
5	30.451	24.211	28.959	19.524	1'43.145	273,4	10:30'41.236
6	31.520	25.140	30.553	35.370	2'02.583P	273,4	10:32'43.819
7	8'44.462	24.639	29.700	19.458	9'58.259P		10:42'42.078
8	30.414	24.061	28.888	19.503	1'42.866	271,4	10:44'24.944
9	30.208	24.284	28.816	19.313	1'42.621	272,7	10:46'07.565
10	30.277	23.941	28.594	19.379	1'42.191	274,1	10:47'49.756
11	30.260	24.084	28.592	19.245	1'42.181	274,1	10:49'31.937
12	30.248	23.791	28.524	19.168	1'41.731	274,1	10:51'13.668
13	30.239	23.964	28.823	19.237	1'42.263	272,0	10:52'55.931
14	31.373	25.163	29.547	34.661	2'00.744P	274,1	10:54'56.675
15	5'09.061	24.099	28.624	19.271	6'21.055P		11:01'17.730
16	29.989	23.941	28.397	19.163	1'41.490	274,8	11:02'59.220
17	31.988	24.253	28.658	19.258	1'44.157	274,1	11:04'43.377
18	30.423	23.981	28.462	19.175	1'42.041	275,5	11:06'25.418

22° 92 Y. KUNII [1'43.425]

Lap	Seg.1	Seg.2	Seg.3	Seg.4	Lap Time	km/h	Local Time
			28.051	32.403	21.278		10:22'16.376
1	32.845	25.840	30.352	20.194	1'49.231	262,1	10:24'05.607
2	31.531	24.909	29.688	20.006	1'46.134	264,1	10:25'51.741
3	31.192	24.982	29.491	19.807	1'45.472C	267,3	10:27'37.213
4	31.116	24.850	29.409	19.580	1'44.955	266,7	10:29'22.168
5	30.681	24.609	29.396	19.875	1'44.561	273,4	10:31'06.729
6	30.724	24.503	29.300	20.117	1'44.644	272,0	10:32'51.373
7	30.764	24.519	32.317	21.347	1'48.947C	272,0	10:34'40.320
8	31.330	24.622	30.053	19.883	1'45.888	266,0	10:36'26.208
9	31.044	24.524	29.501	19.907	1'44.976	271,4	10:38'11.184
10	31.121	24.686	29.482	35.630	2'00.919P	268,7	10:40'12.103
11	6'39.813	25.595	30.241	20.323	7'55.972P		10:48'08.075
12	31.214	24.713	29.656	19.678	1'45.261	260,2	10:49'53.336
13	30.854	24.353	29.426	19.850	1'44.483	269,3	10:51'37.819
14	30.737	24.291	29.088	19.569	1'43.685	269,3	10:53'21.504
15	30.734	24.500	29.147	19.532	1'43.913	269,3	10:55'05.417
16	30.733	24.247	29.000	19.445	1'43.425	269,3	10:56'48.842
17	30.490	24.282	29.262	19.678	1'43.712	271,4	10:58'32.554
18	30.537	24.497	29.032	19.497	1'43.563	270,0	11:00'16.117
19	30.702	24.672	30.008	20.431	1'45.813	269,3	11:02'01.930
20	34.608	24.734	29.810	20.136	1'49.288	268,0	11:03'51.218
21	31.233	24.923	29.704	19.675	1'45.535	272,7	11:05'36.753

20° 13 M. RATO [1'42.066]

Lap	Seg.1	Seg.2	Seg.3	Seg.4	Lap Time	km/h	Local Time
		25.636	30.421	20.583			10:21'54.893
1	31.665	25.383	29.887	20.040	1'46.975	262,1	10:23'41.868
2	31.780	24.457	30.136	19.806	1'46.179C	266,7	10:25'28.047
3	31.287	24.386	29.390	19.826	1'44.889	266,7	10:27'12.936
4	30.993	24.223	29.087	19.887	1'44.190	265,4	10:28'57.126
5	30.986	24.185	30.966	19.960	1'46.097C	266,7	10:30'43.223
6	30.775	24.109	29.284	19.759	1'43.927	268,7	10:32'27.150
7	34.522	24.605	29.357	35.633	2'04.117P	260,9	10:34'31.267
8	5'40.107	24.544	29.194	19.487	6'53.332P		10:41'24.599
9	30.733	24.164	29.168	19.508	1'43.573	265,4	10:43'08.172
10	30.576	24.288	29.304	19.812	1'43.980	265,4	10:44'52.152
11	31.629	24.106	28.954	19.488	1'44.177	268,0	10:46'36.329
12	30.643	24.066	29.095	19.614	1'43.418	266,0	10:48'19.747
13	30.835	24.635	28.656	19.909	1'44.035C	266,7	10:50'03.782
14	30.648	24.198	29.246	19.685	1'43.777	267,3	10:51'47.559
15	31.027	24.425	31.616	35.604	2'02.672CP	267,3	10:53'50.231
16	3'32.550	24.196	30.160	20.462	4'47.368P		10:58'37.599
17	30.227	23.854	28.689	19.296	1'42.066	270,0	11:00'19.665
18	30.201	23.966	28.999	19.482	1'42.648C	267,3	11:02'02.313
19	30.508	23.910	28.910	19.485	1'42.813	267,3	11:03'45.126
20	32.124	24.123	28.432	21.016	1'45.695C	263,4	11:05'30.821

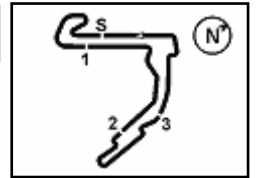
21° 35 S. CHANTRA [1'42.401]

Lap	Seg.1	Seg.2	Seg.3	Seg.4	Lap Time	km/h	Local Time
		26.760	30.876	21.234			10:22'19.315
1	31.587	24.616	30.026	20.252	1'46.481	267,3	10:24'05.796
2	30.809	24.488	29.521	19.900	1'44.718	272,0	10:25'50.514
3	35.013	26.136	31.219	19.832	1'52.200	270,7	10:27'42.714
4	30.650	24.114	29.233	19.579	1'43.576	272,7	10:29'26.290
5	31.053	24.947	29.905	19.584	1'45.489	273,4	10:31'11.779
6	30.718	24.144	29.264	19.844	1'43.970	274,8	10:32'55.749
7	30.407	23.994	28.918	19.498	1'42.817	274,8	10:34'38.566

01/05/2026 P = Pits In/Out - C = Lap Time Cancelled

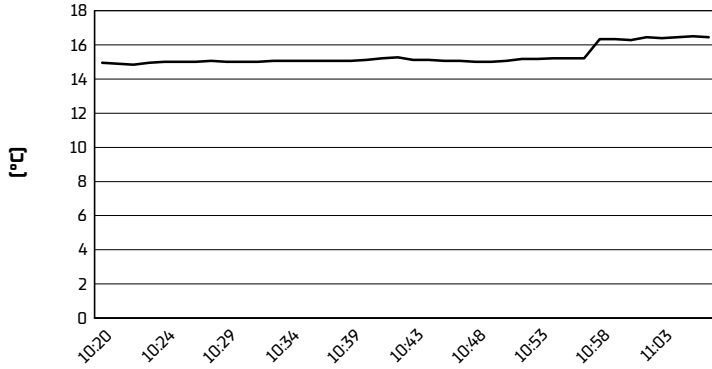
These data/results cannot be reproduced, stored and/or transmitted in whole or in part by any manner of electronic, mechanical, photocopying, recording, broadcasting or otherwise now known or herein after developed without the previous express consent by the copyright owner, except for reproduction in daily press and regular printed publications on sale to the public within 60 days of the event related to those data/results and always provided that copyright symbol appears together as follows below.

© DORNA WSBK ORGANIZATION Srl 2026

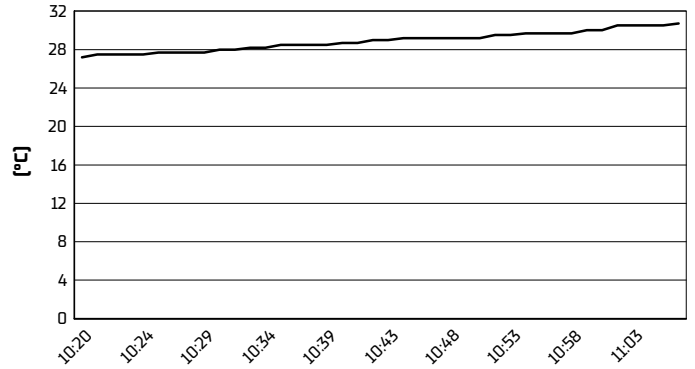


Motul Hungarian Round, 1-3 May 2026
Weather Report Free Practice 1st Session
Session started 10:20 - Session ended 11:07

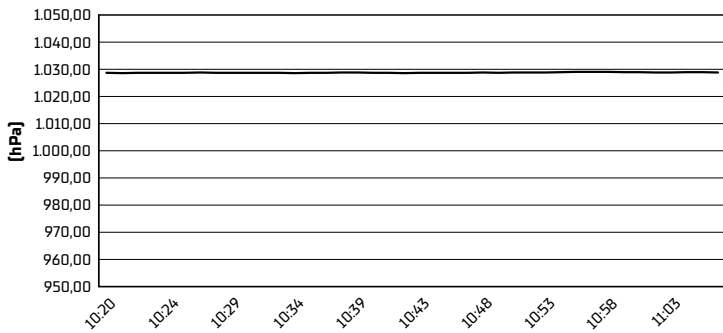
Air Temperature



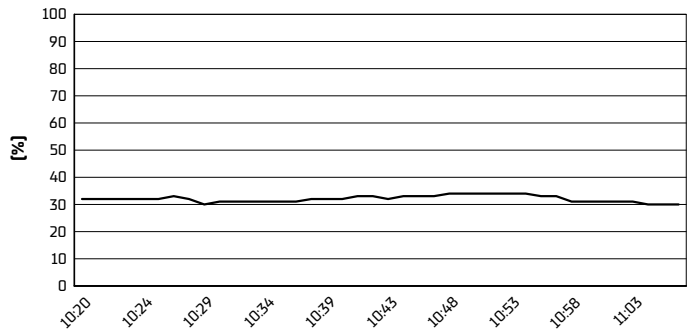
Track Temperature



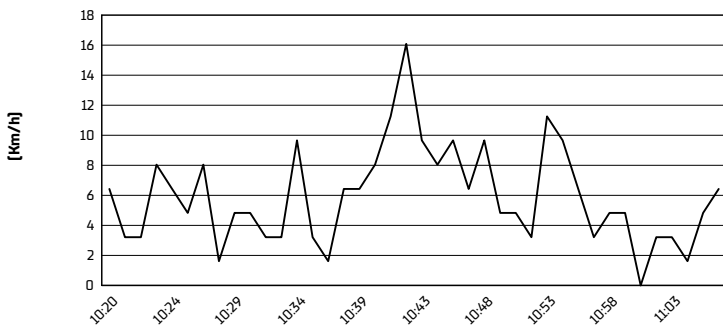
Air Pressure



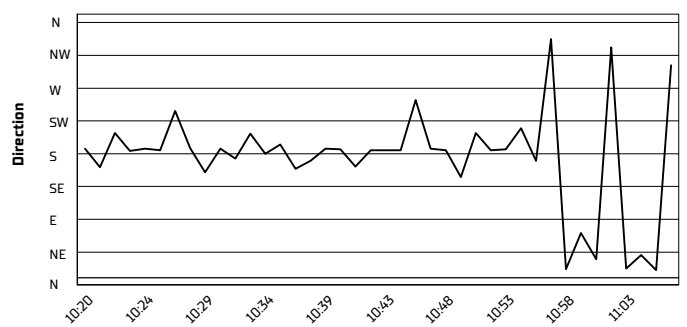
Humidity



Wind Speed



Wind Direction



01/05/2026

These data/results cannot be reproduced, stored and/or transmitted in whole or in part by any manner of electronic, mechanical, photocopying, recording, broadcasting or otherwise now known or herein after developed without the previous express consent by the copyright owner, except for reproduction in daily press and regular printed publications on sale to the public within 60 days of the event related to those data/results and always provided that copyright symbol appears together as follows below.

© DORNA WSBK ORGANIZATION Srl 2026