

Motul Hungarian Round, 1-3 May 2026

Results Free Practice 2nd Session

No.	Rider	Nat	Team	Bike	Class	Time	Gap	Rel.	Laps	Speed	
										Avg	Max
1	7 I. LECUONA	ESP	Aruba.it Racing - Ducati	Ducati Panigale V4R		1'38.860			19	148,392	282,0
2	11 N. BULEGA	ITA	Aruba.it Racing - Ducati	Ducati Panigale V4R		1'38.963	0.103	0.103	19	148,237	277,6
3	14 S. LOWES	GBR	ELF Marc VDS Racing Team	Ducati Panigale V4R	IND	1'39.001	0.141	0.038	21	148,180	277,6
4	34 L. BALDASSARRI	ITA	Team Gooleven	Ducati Panigale V4R	IND	1'39.297	0.437	0.296	20	147,739	276,2
5	67 A. SURRA	ITA	Motocorsa Racing	Ducati Panigale V4R	IND	1'39.382	0.522	0.085	16	147,612	276,2
6	5 Y. MONTELLA	ITA	Barni Spark Racing Team	Ducati Panigale V4R	IND	1'39.481	0.621	0.099	21	147,465	276,2
7	19 A. BAUTISTA	ESP	Barni Spark Racing Team	Ducati Panigale V4R	IND	1'39.525	0.665	0.044	19	147,400	279,1
8	22 A. LOWES	GBR	bimota by Kawasaki Racing Team	bimota KB998 Rimini		1'39.584	0.724	0.059	20	147,313	279,1
9	88 M. OLIVEIRA	POR	ROKIT BMW Motorrad WorldSBK Team	BMW M 1000 RR		1'39.684	0.824	0.100	18	147,165	276,9
10	47 A. BASSANI	ITA	bimota by Kawasaki Racing Team	bimota KB998 Rimini		1'39.799	0.939	0.115	17	146,995	276,2
11	95 T. MACKENZIE	GBR	MGM Optical Express Racing	Ducati Panigale V4R	IND	1'39.815	0.955	0.016	18	146,972	278,4
12	46 T. BRIDEWELL	GBR	Superbike Advocates	Ducati Panigale V4R	IND	1'39.935	1.075	0.120	17	146,795	278,4
13	55 A. LOCATELLI	ITA	Pata Maxus Yamaha	Yamaha YZF R1		1'39.974	1.114	0.039	18	146,738	274,1
14	31 G. GERLOFF	USA	Kawasaki WorldSBK Team	Kawasaki ZX-10RR		1'39.991	1.131	0.017	18	146,713	276,2
15	9 D. PETRUCCI	ITA	ROKIT BMW Motorrad WorldSBK Team	BMW M 1000 RR		1'40.164	1.304	0.173	10	146,460	276,2
16	97 X. VIERGE	ESP	Pata Maxus Yamaha	Yamaha YZF R1		1'40.254	1.394	0.090	19	146,328	277,6
17	62 S. MANZI	ITA	GYTR GRT Yamaha WorldSBK Team	Yamaha YZF R1		1'40.265	1.405	0.011	19	146,312	272,0
18	87 R. GARDNER	AUS	GYTR GRT Yamaha WorldSBK Team	Yamaha YZF R1		1'40.420	1.560	0.155	18	146,086	272,7
19	54 B. SOFUOGLU	TUR	Motoxrcing WorldSBK Team	Yamaha YZF R1	IND	1'40.801	1.941	0.381	22	145,534	272,0
20	35 S. CHANTRA	THA	Honda HRC	Honda CBR1000RR-R SP		1'40.914	2.054	0.113	20	145,371	276,9
21	13 M. RATO	ITA	Motoxrcing WorldSBK Team	Yamaha YZF R1	IND	1'41.088	2.228	0.174	17	145,121	269,3
22	92 Y. KUNII	JPN	Honda HRC	Honda CBR1000RR-R SP		1'42.121	3.261	1.033	22	143,653	272,7

Qualifying Lap Time (105% of 1'38.860): 1'43.803

AIR	Humidity:	27%	Temp:	20°C
TRACK	Condition:	Dry	Temp:	38°C

Records	Pole	[SP]	2025 T.Razgatioglu	1'38.357	149,150	Km/h
	Race	[RC2]	2025 T.Razgatioglu	1'39.384	147,610	Km/h
	All Times	[SP]	2025 T.Razgatioglu	1'38.357	149,150	Km/h

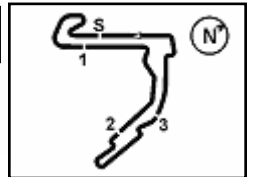
Start 01/05/2026 15:00
End 15:47

The results are provisional until the end of the time limit for protests and appeals and the completion of the technical checks.

Clerk Of The Course: **Kocsik Tamas**
Publication Time: **15:50**

These data/results cannot be reproduced, stored and/or transmitted in whole or in part by any manner of electronic, mechanical, photocopying, recording, broadcasting or otherwise now known or herein after developed without the previous express consent by the copyright owner, except for reproduction in daily press and regular printed publications on sale to the public within 60 days of the event related to those data/results and always provided that copyright symbol appears together as follows below.

© DORNA WSBK ORGANIZATION Srl 2026



Motul Hungarian Round, 1-3 May 2026
Results Free Practice 2nd Session

Session Highlights

Local Time	No. Rider	Description
15.00.00		Start of Session
15.01.28	35 S. CHANTRA	#35 Current Lap Time Cancelled - Exceeded Track Limits - Turn 9
15.01.32	46 T. BRIDEWELL	#46 Current Lap Time Cancelled - Exceeded Track Limits - Turn 12
15.01.35	87 R. GARDNER	#87 Current Lap Time Cancelled - Exceeded Track Limits - Turn 13
15.02.00	46 T. BRIDEWELL	#46 Lap Time Cancelled (First Lap) - Exceeded Track Limits - Turn 12
15.02.01	87 R. GARDNER	#87 Lap Time Cancelled (First Lap) - Exceeded Track Limits - Turn 13
15.02.14	35 S. CHANTRA	#35 Lap Time Cancelled (First Lap) - Exceeded Track Limits - Turn 9
15.03.05	62 S. MANZI	#62 Current Lap Time Cancelled - Exceeded Track Limits - Turn 9
15.03.49	62 S. MANZI	#62 Lap Time Cancelled (1'41.603) - Exceeded Track Limits - Turn 9
15.05.30	19 A. BAUTISTA	#19 Current Lap Time Cancelled - Exceeded Track Limits - Turn 9
15.05.39	97 X. VIERGE	#97 Current Lap Time Cancelled - Exceeded Track Limits - Turn 15
15.05.50	97 X. VIERGE	#97 Lap Time Cancelled (1'42.858) - Exceeded Track Limits - Turn 15
15.06.13	19 A. BAUTISTA	#19 Lap Time Cancelled (1'39.567) - Exceeded Track Limits - Turn 9
15.06.39	88 M. OLIVEIRA	#88 Current Lap Time Cancelled - Exceeded Track Limits - Turn 12
15.06.48	97 X. VIERGE	#97 Current Lap Time Cancelled - Exceeded Track Limits - Turn 9
15.07.05	88 M. OLIVEIRA	#88 Lap Time Cancelled (1'42.916) - Exceeded Track Limits - Turn 12
15.07.32	97 X. VIERGE	#97 Lap Time Cancelled (1'41.958) - Exceeded Track Limits - Turn 15
15.07.56	13 M. RATO	#13 Current Lap Time Cancelled - Exceeded Track Limits - Turn 9
15.08.28	5 Y. MONTELLA	#5 Current Lap Time Cancelled - Exceeded Track Limits - Turn 15
15.08.28	9 D. PETRUCCI	#9 Current Lap Time Cancelled - Exceeded Track Limits - Turn 15
15.08.39	5 Y. MONTELLA	#5 Lap Time Cancelled (1'41.712) - Exceeded Track Limits - Turn 15
15.08.39	9 D. PETRUCCI	#9 Lap Time Cancelled (1'42.142) - Exceeded Track Limits - Turn 15
15.08.41	46 T. BRIDEWELL	#46 Current Lap Time Cancelled - Exceeded Track Limits - Turn 15
15.08.52	46 T. BRIDEWELL	#46 Lap Time Cancelled (1'42.362) - Exceeded Track Limits - Turn 15
15.08.57	13 M. RATO	#13 Lap Time Cancelled (1'58.928) - Exceeded Track Limits - Turn 9
15.09.52	87 R. GARDNER	#87 Current Lap Time Cancelled - Exceeded Track Limits - Turn 9
15.10.15	22 A. LOWES	#22 Current Lap Time Cancelled - Exceeded Track Limits - Turn 9
15.10.17	88 M. OLIVEIRA	#88 Current Lap Time Cancelled - Exceeded Track Limits - Turn 15
15.10.27	88 M. OLIVEIRA	#88 Lap Time Cancelled (1'40.786) - Exceeded Track Limits - Turn 15
15.10.52	87 R. GARDNER	#87 Lap Time Cancelled (1'57.464) - Exceeded Track Limits - Turn 12
15.11.06	22 A. LOWES	#22 Lap Time Cancelled (1'48.086) - Exceeded Track Limits - Turn 9
15.11.29	46 T. BRIDEWELL	#46 Current Lap Time Cancelled - Exceeded Track Limits - Turn 9
15.12.29	46 T. BRIDEWELL	#46 Lap Time Cancelled (1'56.499) - Exceeded Track Limits - Turn 9
15.15.19	95 T. MACKENZIE	#95 Current Lap Time Cancelled - Exceeded Track Limits - Turn 15
15.15.29	95 T. MACKENZIE	#95 Lap Time Cancelled (1'40.606) - Exceeded Track Limits - Turn 15
15.15.55	14 S. LOWES	#14 Current Lap Time Cancelled - Exceeded Track Limits - Turn 15
15.16.09	14 S. LOWES	#14 Lap Time Cancelled (1'45.054) - Exceeded Track Limits - Turn 15
15.16.36	88 M. OLIVEIRA	#88 Current Lap Time Cancelled - Exceeded Track Limits - Turn 9
15.16.49	54 B. SOFUOGLU	#54 Current Lap Time Cancelled - Exceeded Track Limits - Turn 9
15.17.23	87 R. GARDNER	#87 Current Lap Time Cancelled - Exceeded Track Limits - Turn 12
15.17.34	88 M. OLIVEIRA	#88 Lap Time Cancelled (1'57.480) - Exceeded Track Limits - Turn 12
15.17.53	54 B. SOFUOGLU	#54 Lap Time Cancelled (2'09.185) - Exceeded Track Limits - Turn 9
15.18.04	87 R. GARDNER	#87 Lap Time Cancelled (1'57.034) - Exceeded Track Limits - Turn 12
15.18.36	35 S. CHANTRA	#35 Current Lap Time Cancelled - Exceeded Track Limits - Turn 9
15.19.35	5 Y. MONTELLA	#5 Current Lap Time Cancelled - Exceeded Track Limits - Turn 9
15.19.39	35 S. CHANTRA	#35 Lap Time Cancelled (2'01.808) - Exceeded Track Limits - Turn 9
15.20.15	34 L. BALDASSARRI	#34 Current Lap Time Cancelled - Exceeded Track Limits - Turn 9
15.20.22	5 Y. MONTELLA	#5 Lap Time Cancelled (1'43.683) - Exceeded Track Limits - Turn 9
15.21.00	92 Y. KUNII	#92 Current Lap Time Cancelled - Exceeded Track Limits - Turn 15
15.21.01	34 L. BALDASSARRI	#34 Lap Time Cancelled (1'41.815) - Exceeded Track Limits - Turn 9
15.21.11	92 Y. KUNII	#92 Lap Time Cancelled (1'44.169) - Exceeded Track Limits - Turn 15
15.24.18	92 Y. KUNII	#92 Current Lap Time Cancelled - Exceeded Track Limits - Turn 13
15.25.00	92 Y. KUNII	#92 Lap Time Cancelled (2'06.322) - Exceeded Track Limits - Turn 13
15.27.13	97 X. VIERGE	#97 Current Lap Time Cancelled - Exceeded Track Limits - Turn 13
15.27.38	97 X. VIERGE	#97 Lap Time Cancelled (1'44.935) - Exceeded Track Limits - Turn 13
15.27.52	9 D. PETRUCCI	#9 Current Lap Time Cancelled - Exceeded Track Limits - Turn 9
15.28.29	95 T. MACKENZIE	#95 Current Lap Time Cancelled - Exceeded Track Limits - Turn 9

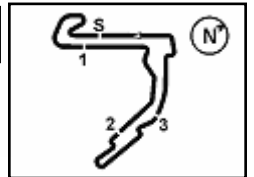
01/05/2026 Start 15:00 End 15:47

The results are provisional until the end of the time limit for protests and appeals and the completion of the technical checks.

Clerk Of The Course: **Kocsik Tamas**
Publication Time: **15:50**

These data/results cannot be reproduced, stored and/or transmitted in whole or in part by any manner of electronic, mechanical, photocopying, recording, broadcasting or otherwise now known or herein after developed without the previous express consent by the copyright owner, except for reproduction in daily press and regular printed publications on sale to the public within 60 days of the event related to those data/results and always provided that copyright symbol appears together as follows below.

© DORNA WSBK ORGANIZATION Srl 2026



Motul Hungarian Round, 1-3 May 2026
Results Free Practice 2nd Session

15.28.37	9 D. PETRUCCI	#9 Lap Time Cancelled [1'41.039] - Exceeded Track Limits - Turn
15.29.00		Yellow Flag Out - Turn 3
15.29.11	9 D. PETRUCCI	#9 Crashed - Turn 3
15.29.12	95 T. MACKENZIE	#95 Lap Time Cancelled [1'41.162] - Exceeded Track Limits - Turn 9
15.29.38	13 M. RATO	#13 Current Lap Time Cancelled - Exceeded Track Limits - Turn 9
15.29.50		Yellow Flag In - Turn 3
15.29.50		Riders Under Yellow Flag at Turn 3: #67 #54 #5 #62 #87 #95 #31 #46 #9 #97 #19 #7
15.30.25	13 M. RATO	#13 Lap Time Cancelled [1'46.144] - Exceeded Track Limits - Turn
15.30.35	22 A. LOWES	#22 Current Lap Time Cancelled - Exceeded Track Limits - Turn 9
15.31.41	22 A. LOWES	#22 Lap Time Cancelled [2'06.891] - Exceeded Track Limits - Turn
15.31.46	13 M. RATO	#13 Current Lap Time Cancelled - Exceeded Track Limits - Turn 13
15.31.51	95 T. MACKENZIE	#95 Current Lap Time Cancelled - Exceeded Track Limits - Turn 9
15.31.59	19 A. BAUTISTA	#19 Current Lap Time Cancelled - Exceeded Track Limits - Turn 9
15.32.25	13 M. RATO	#13 Lap Time Cancelled [2'00.350] - Exceeded Track Limits - Turn 13
15.32.43	19 A. BAUTISTA	#19 Lap Time Cancelled [1'41.084] - Exceeded Track Limits - Turn
15.32.49	95 T. MACKENZIE	#95 Lap Time Cancelled [1'56.116] - Exceeded Track Limits - Turn
15.34.22	47 A. BASSANI	#47 Current Lap Time Cancelled - Exceeded Track Limits - Turn 15
15.34.32	47 A. BASSANI	#47 Lap Time Cancelled [1'39.652] - Exceeded Track Limits - Turn 15
15.35.24	92 Y. KUNII	#92 Current Lap Time Cancelled - Exceeded Track Limits - Turn 15
15.35.35	92 Y. KUNII	#92 Lap Time Cancelled [1'43.468] - Exceeded Track Limits - Turn 15
15.36.45	95 T. MACKENZIE	#95 Current Lap Time Cancelled - Exceeded Track Limits - Turn 9
15.36.47	54 B. SOFUOGLU	#54 Current Lap Time Cancelled - Exceeded Track Limits - Turn 9
15.37.16	88 M. OLIVEIRA	#88 Current Lap Time Cancelled - Exceeded Track Limits - Turn 9
15.37.28	95 T. MACKENZIE	#95 Lap Time Cancelled [4'38.681] - Exceeded Track Limits - Turn
15.37.46	54 B. SOFUOGLU	#54 Lap Time Cancelled [1'58.061] - Exceeded Track Limits - Turn
15.38.14	88 M. OLIVEIRA	#88 Lap Time Cancelled [1'56.374] - Exceeded Track Limits - Turn
15.38.48	19 A. BAUTISTA	#19 Current Lap Time Cancelled - Exceeded Track Limits - Turn 9
15.39.29	22 A. LOWES	#22 Current Lap Time Cancelled - Exceeded Track Limits - Turn 9
15.39.34	19 A. BAUTISTA	#19 Lap Time Cancelled [1'43.077] - Exceeded Track Limits - Turn
15.40.00	46 T. BRIDEWELL	#46 Current Lap Time Cancelled - Exceeded Track Limits - Turn 9
15.40.33	22 A. LOWES	#22 Lap Time Cancelled [8'52.627] - Exceeded Track Limits - Turn
15.40.50	46 T. BRIDEWELL	#46 Lap Time Cancelled [6'15.973] - Exceeded Track Limits - Turn
15.42.06	62 S. MANZI	#62 Current Lap Time Cancelled - Exceeded Track Limits - Turn 9
15.42.19	95 T. MACKENZIE	#95 Current Lap Time Cancelled - Exceeded Track Limits - Turn 15
15.42.31	95 T. MACKENZIE	#95 Lap Time Cancelled [1'43.177] - Exceeded Track Limits - Turn 15
15.42.52	62 S. MANZI	#62 Lap Time Cancelled [1'49.267] - Exceeded Track Limits - Turn
15.43.25	55 A. LOCATELLI	#55 Check Racelink GPS
15.43.28	46 T. BRIDEWELL	#46 Current Lap Time Cancelled - Exceeded Track Limits - Turn 9
15.43.30	95 T. MACKENZIE	#95 Current Lap Time Cancelled - Exceeded Track Limits - Turn 9
15.43.54		Yellow Flag Out - Turn 7-8
15.43.55		Yellow Flag Out - Turn 5-6
15.43.57	5 Y. MONTELLA	#5 On the Gravel - Rejoined - Turn 5
15.44.03		Yellow Flag In - Turn 5-6
15.44.03		Riders Under Yellow Flag at Turn 5-6: #31 #5 #88 #13
15.44.04		Yellow Flag In - Turn 7-8
15.44.04		Riders Under Yellow Flag at Turn 7-8: #7
15.44.13	87 R. GARDNER	#87 Current Lap Time Cancelled - Exceeded Track Limits - Turn 9
15.44.13	95 T. MACKENZIE	#95 Lap Time Cancelled [1'42.130] - Exceeded Track Limits - Turn
15.44.15	46 T. BRIDEWELL	#46 Lap Time Cancelled [1'44.629] - Exceeded Track Limits - Turn
15.45.01	87 R. GARDNER	#87 Lap Time Cancelled [1'49.742] - Exceeded Track Limits - Turn
15.45.46	97 X. VIERGE	#97 Current Lap Time Cancelled - Exceeded Track Limits - Turn 15
15.45.56	97 X. VIERGE	#97 Lap Time Cancelled [1'40.209] - Exceeded Track Limits - Turn 15
15.47.30		End of Session

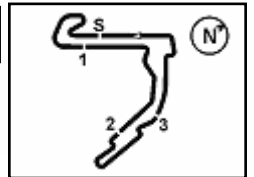
01/05/2026 Start 15:00 End 15:47

The results are provisional until the end of the time limit for protests and appeals and the completion of the technical checks.

Clerk Of The Course: **Kocsik Tamas**
Publication Time: **15:50**

These data/results cannot be reproduced, stored and/or transmitted in whole or in part by any manner of electronic, mechanical, photocopying, recording, broadcasting or otherwise now known or herein after developed without the previous express consent by the copyright owner, except for reproduction in daily press and regular printed publications on sale to the public within 60 days of the event related to those data/results and always provided that copyright symbol appears together as follows below.

© DORNA WSBK ORGANIZATION Srl 2026



Motul Hungarian Round, 1-3 May 2026

Results Free Practice 2nd Session

Fastest Laps Sequence

No.	Rider	Nat	Team	Bike	Local Time	Time	Gap	Avg
5	Y. MONTELLA	ITA	Barni Spark Racing Team	Ducati Panigale V4R	15:03'33.832	1'40.471		146,012
47	A. BASSANI	ITA	bimota by Kawasaki Racing Team	bimota KB998 Rimini	15:03'46.748	1'40.271	-0.200	146,304
14	S. LOWES	GBR	ELF Marc VDS Racing Team	Ducati Panigale V4R	15:04'18.080	1'40.072	-0.199	146,594
7	I. LECUONA	ESP	Aruba.it Racing - Ducati	Ducati Panigale V4R	15:04'32.226	1'39.713	-0.359	147,122
14	S. LOWES	GBR	ELF Marc VDS Racing Team	Ducati Panigale V4R	15:05'57.590	1'39.510	-0.203	147,422
7	I. LECUONA	ESP	Aruba.it Racing - Ducati	Ducati Panigale V4R	15:06'11.608	1'39.382	-0.128	147,612
11	N. BULEGA	ITA	Aruba.it Racing - Ducati	Ducati Panigale V4R	15:06'48.048	1'39.323	-0.059	147,700
7	I. LECUONA	ESP	Aruba.it Racing - Ducati	Ducati Panigale V4R	15:09'30.151	1'38.996	-0.327	148,188
11	N. BULEGA	ITA	Aruba.it Racing - Ducati	Ducati Panigale V4R	15:16'43.993	1'38.963	-0.033	148,237
7	I. LECUONA	ESP	Aruba.it Racing - Ducati	Ducati Panigale V4R	15:46'38.516	1'38.860	-0.103	148,392

01/05/2026 Start 15:00 End 15:47 The results are provisional until the end of the time limit for protests and appeals and the completion of the technical checks.

Clerk Of The Course: **Kocsik Tamas**
Publication Time: **15:50**

These data/results cannot be reproduced, stored and/or transmitted in whole or in part by any manner of electronic, mechanical, photocopying, recording, broadcasting or otherwise now known or herein after developed without the previous express consent by the copyright owner, except for reproduction in daily press and regular printed publications on sale to the public within 60 days of the event related to those data/results and always provided that copyright symbol appears together as follows below.

© DORNA WSBK ORGANIZATION Srl 2026

Motul Hungarian Round, 1-3 May 2026

Free Practices Combined Results

No.	Rider	Nat	Team	Bike	Class	FP1	FP2	Time	Gap	Rel.	Avg	LL
1	7 I. LECUONA	ESP	Aruba.it Racing - Ducati	Ducati Panigale V4R		1'39.454	1'38.860	1'38.860			148,392	38
2	11 N. BULEGA	ITA	Aruba.it Racing - Ducati	Ducati Panigale V4R		1'39.697	1'38.963	1'38.963	0.103	0.103	148,237	38
3	14 S. LOWES	GBR	ELF Marc VDS Racing Team	Ducati Panigale V4R	IND	1'39.922	1'39.001	1'39.001	0.141	0.038	148,180	39
4	34 L. BALDASSARRI	ITA	Team GoEleven	Ducati Panigale V4R	IND	1'40.242	1'39.297	1'39.297	0.437	0.296	147,739	40
5	67 A. SURRA	ITA	Motocorsa Racing	Ducati Panigale V4R	IND	1'40.961	1'39.382	1'39.382	0.522	0.085	147,612	33
6	5 Y. MONTELLA	ITA	Barni Spark Racing Team	Ducati Panigale V4R	IND	1'40.768	1'39.481	1'39.481	0.621	0.099	147,465	38
7	19 A. BAUTISTA	ESP	Barni Spark Racing Team	Ducati Panigale V4R	IND	1'41.212	1'39.525	1'39.525	0.665	0.044	147,400	33
8	22 A. LOWES	GBR	bimota by Kawasaki Racing Team	bimota KB998 Rimini		1'40.416	1'39.584	1'39.584	0.724	0.059	147,313	37
9	88 M. OLIVEIRA	POR	ROKIT BMW Motorrad WorldSBK Team	BMW M1000 RR		1'40.593	1'39.684	1'39.684	0.824	0.100	147,165	35
10	47 A. BASSANI	ITA	bimota by Kawasaki Racing Team	bimota KB998 Rimini		1'40.928	1'39.799	1'39.799	0.939	0.115	146,995	35
11	95 T. MACKENZIE	GBR	MGM Optical Express Racing	Ducati Panigale V4R	IND	1'40.882	1'39.815	1'39.815	0.955	0.016	146,972	33
12	46 T. BRIDEWELL	GBR	Superbike Advocates	Ducati Panigale V4R	IND	1'41.490	1'39.935	1'39.935	1.075	0.120	146,795	35
13	55 A. LOCATELLI	ITA	Pata Maxus Yamaha	Yamaha YZF R1		1'41.066	1'39.974	1'39.974	1.114	0.039	146,738	35
14	31 G. GERLOFF	USA	Kawasaki WorldSBK Team	Kawasaki ZX-10RR		1'40.576	1'39.991	1'39.991	1.131	0.017	146,713	35
15	9 D. PETRUCCI	ITA	ROKIT BMW Motorrad WorldSBK Team	BMW M1000 RR		1'41.296	1'40.164	1'40.164	1.304	0.173	146,460	28
16	97 X. VIERGE	ESP	Pata Maxus Yamaha	Yamaha YZF R1		1'40.905	1'40.254	1'40.254	1.394	0.090	146,328	39
17	62 S. MANZI	ITA	GYTR GRT Yamaha WorldSBK Team	Yamaha YZF R1		1'41.413	1'40.265	1'40.265	1.405	0.011	146,312	34
18	87 R. GARDNER	AUS	GYTR GRT Yamaha WorldSBK Team	Yamaha YZF R1		1'41.361	1'40.420	1'40.420	1.560	0.155	146,086	36
19	54 B. SOFUOGLU	TUR	Motocorsing WorldSBK Team	Yamaha YZF R1	IND	1'41.471	1'40.801	1'40.801	1.941	0.381	145,534	40
20	35 S. CHANTRA	THA	Honda HRC	Honda CBR1000RR-R SP		1'42.401	1'40.914	1'40.914	2.054	0.113	145,371	40
21	13 M. RATO	ITA	Motocorsing WorldSBK Team	Yamaha YZF R1	IND	1'42.066	1'41.088	1'41.088	2.228	0.174	145,121	37
22	92 Y. KUNII	JPN	Honda HRC	Honda CBR1000RR-R SP		1'43.425	1'42.121	1'42.121	3.261	1.033	143,653	43

01/05/2026

 Clerk Of The Course: **Kocsik Tamas**

These data/results cannot be reproduced, stored and/or transmitted in whole or in part by any manner of electronic, mechanical, photocopying, recording, broadcasting or otherwise now known or herein after developed without the previous express consent by the copyright owner, except for reproduction in daily press and regular printed publications on sale to the public within 60 days of the event related to those data/results and always provided that copyright symbol appears together as follows below.

© DORNA WSBK ORGANIZATION Srl 2026

Motul Hungarian Round, 1-3 May 2026

Best Sectors & Speed Free Practice 2nd Session

BEST LAP			
1	7	I. LECUONA	Ducati Panigale V4R 1'38.860
2	11	N. BULEGA	Ducati Panigale V4R 1'38.963
3	14	S. LOWES	Ducati Panigale V4R 1'39.001
4	34	L. BALDASSARRI	Ducati Panigale V4R 1'39.297
5	67	A. SURRA	Ducati Panigale V4R 1'39.382
6	5	Y. MONTELLA	Ducati Panigale V4R 1'39.481
7	19	A. BAUTISTA	Ducati Panigale V4R 1'39.525
8	22	A. LOWES	bimota KB998 Rimini 1'39.584
9	88	M. OLIVEIRA	BMW M 1000 RR 1'39.684
10	47	A. BASSANI	bimota KB998 Rimini 1'39.799
11	95	T. MACKENZIE	Ducati Panigale V4R 1'39.815
12	46	T. BRIDEWELL	Ducati Panigale V4R 1'39.935
13	55	A. LOCATELLI	Yamaha YZF R1 1'39.974
14	31	G. GERLOFF	Kawasaki ZX-10RR 1'39.991
15	9	D. PETRUCCI	BMW M 1000 RR 1'40.164
16	97	X. VIERGE	Yamaha YZF R1 1'40.254
17	62	S. MANZI	Yamaha YZF R1 1'40.265
18	87	R. GARDNER	Yamaha YZF R1 1'40.420
19	54	B. SOFUOGLU	Yamaha YZF R1 1'40.801
20	35	S. CHANTRA	Honda CBR1000RR-R SP 1'40.914
21	13	M. RATO	Yamaha YZF R1 1'41.088
22	92	Y. KUNII	Honda CBR1000RR-R SP 1'42.121

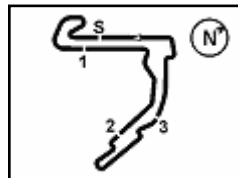
SPEED			
1	7	I. LECUONA	Ducati Panigale V4R 282,0
2	19	A. BAUTISTA	Ducati Panigale V4R 279,1
3	22	A. LOWES	bimota KB998 Rimini 279,1
4	46	T. BRIDEWELL	Ducati Panigale V4R 278,4
5	95	T. MACKENZIE	Ducati Panigale V4R 278,4
6	14	S. LOWES	Ducati Panigale V4R 277,6
7	97	X. VIERGE	Yamaha YZF R1 277,6
8	11	N. BULEGA	Ducati Panigale V4R 277,6
9	35	S. CHANTRA	Honda CBR1000RR-R SP 276,9
10	88	M. OLIVEIRA	BMW M 1000 RR 276,9
11	9	D. PETRUCCI	BMW M 1000 RR 276,2
12	5	Y. MONTELLA	Ducati Panigale V4R 276,2
13	34	L. BALDASSARRI	Ducati Panigale V4R 276,2
14	31	G. GERLOFF	Kawasaki ZX-10RR 276,2
15	67	A. SURRA	Ducati Panigale V4R 276,2
16	47	A. BASSANI	bimota KB998 Rimini 276,2
17	55	A. LOCATELLI	Yamaha YZF R1 274,1
18	87	R. GARDNER	Yamaha YZF R1 272,7
19	92	Y. KUNII	Honda CBR1000RR-R SP 272,7
20	62	S. MANZI	Yamaha YZF R1 272,0
21	54	B. SOFUOGLU	Yamaha YZF R1 272,0
22	13	M. RATO	Yamaha YZF R1 269,3

SEG. 1		SEG. 2		SEG. 3		SEG. 4	
1	7 I. LECUONA 29.361	1	11 N. BULEGA 23.055	1	7 I. LECUONA 27.642	1	7 I. LECUONA 18.549
2	14 S. LOWES 29.390	2	7 I. LECUONA 23.117	2	14 S. LOWES 27.697	2	11 N. BULEGA 18.563
3	34 L. BALDASSARRI 29.402	3	88 M. OLIVEIRA 23.173	3	11 N. BULEGA 27.698	3	67 A. SURRA 18.606
4	11 N. BULEGA 29.437	4	5 Y. MONTELLA 23.191	4	67 A. SURRA 27.718	4	14 S. LOWES 18.615
5	22 A. LOWES 29.477	5	34 L. BALDASSARRI 23.198	5	5 Y. MONTELLA 27.809	5	5 Y. MONTELLA 18.618
6	88 M. OLIVEIRA 29.537	6	97 X. VIERGE 23.207	6	22 A. LOWES 27.842	6	22 A. LOWES 18.624
7	67 A. SURRA 29.543	7	14 S. LOWES 23.208	7	95 T. MACKENZIE 27.845	7	34 L. BALDASSARRI 18.633
8	19 A. BAUTISTA 29.556	8	22 A. LOWES 23.235	8	34 L. BALDASSARRI 27.861	8	95 T. MACKENZIE 18.711
9	95 T. MACKENZIE 29.566	9	19 A. BAUTISTA 23.239	9	55 A. LOCATELLI 27.878	9	47 A. BASSANI 18.717
10	5 Y. MONTELLA 29.583	10	9 D. PETRUCCI 23.244	10	47 A. BASSANI 27.905	10	19 A. BAUTISTA 18.744
11	9 D. PETRUCCI 29.594	11	47 A. BASSANI 23.268	11	46 T. BRIDEWELL 27.936	11	46 T. BRIDEWELL 18.802
12	46 T. BRIDEWELL 29.647	12	87 R. GARDNER 23.301	12	31 G. GERLOFF 27.966	12	55 A. LOCATELLI 18.812
13	31 G. GERLOFF 29.650	13	67 A. SURRA 23.327	13	19 A. BAUTISTA 27.970	13	88 M. OLIVEIRA 18.821
14	97 X. VIERGE 29.656	14	55 A. LOCATELLI 23.343	14	62 S. MANZI 28.026	14	31 G. GERLOFF 18.872
15	47 A. BASSANI 29.673	15	54 B. SOFUOGLU 23.405	15	97 X. VIERGE 28.090	15	97 X. VIERGE 18.877
16	55 A. LOCATELLI 29.740	16	95 T. MACKENZIE 23.425	16	88 M. OLIVEIRA 28.131	16	62 S. MANZI 18.889
17	62 S. MANZI 29.783	17	46 T. BRIDEWELL 23.455	17	9 D. PETRUCCI 28.141	17	9 D. PETRUCCI 18.905
18	87 R. GARDNER 29.793	18	31 G. GERLOFF 23.456	18	87 R. GARDNER 28.185	18	87 R. GARDNER 18.914
19	13 M. RATO 29.929	19	62 S. MANZI 23.509	19	54 B. SOFUOGLU 28.192	19	35 S. CHANTRA 18.932
20	54 B. SOFUOGLU 30.013	20	35 S. CHANTRA 23.529	20	13 M. RATO 28.283	20	54 B. SOFUOGLU 18.985
21	35 S. CHANTRA 30.057	21	13 M. RATO 23.803	21	35 S. CHANTRA 28.347	21	13 M. RATO 19.012
22	92 Y. KUNII 30.207	22	92 Y. KUNII 23.850	22	92 Y. KUNII 28.519	22	92 Y. KUNII 19.212

01/05/2026

These data/results cannot be reproduced, stored and/or transmitted in whole or in part by any manner of electronic, mechanical, photocopying, recording, broadcasting or otherwise now known or herein after developed without the previous express consent by the copyright owner, except for reproduction in daily press and regular printed publications on sale to the public within 60 days of the event related to those data/results and always provided that copyright symbol appears together as follows below.

© DORNA WSBK ORGANIZATION Srl 2026



Motul Hungarian Round, 1-3 May 2026
Ideal Times Free Practice 2nd Session

No.	Rider	Nat	Bike	Seg. 1	Seg. 2	Seg. 3	Seg. 4	Ideal Time		
				Diff. 1	Diff. 2	Diff. 3	Diff. 4	Best Lap	Pos.	Diff.
1	7 I. LECUONA	ESP	Ducati Panigale V4R	29.361 +0.161	23.117	27.642 +0.007	18.549 +0.023	1'38.669 1'38.860	1	0.191
2	11 N. BULEGA	ITA	Ducati Panigale V4R	29.437 +0.104	23.055 +0.071	27.698 +0.020	18.563 +0.015	1'38.753 1'38.963	2	0.210
3	14 S. LOWES	GBR	Ducati Panigale V4R	29.390	23.208 +0.072	27.697 +0.019	18.615	1'38.910 1'39.001	3	0.091
4	34 L. BALDASSARRI	ITA	Ducati Panigale V4R	29.402 +0.193	23.198	27.861 +0.010	18.633	1'39.094 1'39.297	4	0.203
5	22 A. LOWES	GBR	bimota KB998 Rimini	29.477	23.235	27.842 +0.406	18.624	1'39.178 1'39.584	8	0.406
6	67 A. SURRA	ITA	Ducati Panigale V4R	29.543 +0.045	23.327 +0.092	27.718 +0.051	18.606	1'39.194 1'39.382	5	0.188
7	5 Y. MONTELLA	ITA	Ducati Panigale V4R	29.583 +0.063	23.191 +0.127	27.809	18.618 +0.090	1'39.201 1'39.481	6	0.280
8	19 A. BAUTISTA	ESP	Ducati Panigale V4R	29.556	23.239	27.970	18.744 +0.016	1'39.509 1'39.525	7	0.016
9	95 T. MACKENZIE	GBR	Ducati Panigale V4R	29.566 +0.099	23.425 +0.088	27.845	18.711 +0.081	1'39.547 1'39.815	11	0.268
10	47 A. BASSANI	ITA	bimota KB998 Rimini	29.673 +0.081	23.268 +0.145	27.905 +0.010	18.717	1'39.563 1'39.799	10	0.236
11	88 M. OLIVEIRA	POR	BMW M1000 RR	29.537 +0.017	23.173	28.131 +0.005	18.821	1'39.662 1'39.684	9	0.022
12	55 A. LOCATELLI	ITA	Yamaha YZF R1	29.740 +0.127	23.343 +0.074	27.878	18.812	1'39.773 1'39.974	13	0.201
13	97 X. VIERGE	ESP	Yamaha YZF R1	29.656 +0.028	23.207 +0.368	28.090	18.877 +0.028	1'39.830 1'40.254	16	0.424
14	46 T. BRIDEWELL	GBR	Ducati Panigale V4R	29.647	23.455 +0.015	27.936 +0.051	18.802 +0.029	1'39.840 1'39.935	12	0.095
15	9 D. PETRUCCI	ITA	BMW M1000 RR	29.594 +0.121	23.244 +0.083	28.141 +0.057	18.905 +0.019	1'39.884 1'40.164	15	0.280
16	31 G. GERLOFF	USA	Kawasaki ZX-10RR	29.650	23.456 +0.034	27.966 +0.013	18.872	1'39.944 1'39.991	14	0.047
17	87 R. GARDNER	AUS	Yamaha YZF R1	29.793 +0.048	23.301 +0.145	28.185 +0.034	18.914	1'40.193 1'40.420	18	0.227
18	62 S. MANZI	ITA	Yamaha YZF R1	29.783	23.509	28.026	18.889 +0.058	1'40.207 1'40.265	17	0.058
19	54 B. SOFUOGLU	TUR	Yamaha YZF R1	30.013 +0.105	23.405 +0.026	28.192	18.985 +0.075	1'40.595 1'40.801	19	0.206
20	35 S. CHANTRA	THA	Honda CBR1000RR-R SP	30.057 +0.049	23.529	28.347	18.932	1'40.865 1'40.914	20	0.049
21	13 M. RATO	ITA	Yamaha YZF R1	29.929	23.803 +0.061	28.283	19.012	1'41.027 1'41.088	21	0.061
22	92 Y. KUNII	JPN	Honda CBR1000RR-R SP	30.207	23.850 +0.098	28.519 +0.204	19.212 +0.031	1'41.788 1'42.121	22	0.333
Overall Ideal Time				29.361	23.055	27.642	18.549	1'38.607		

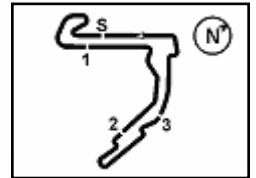
01/05/2026

These data/results cannot be reproduced, stored and/or transmitted in whole or in part by any manner of electronic, mechanical, photocopying, recording, broadcasting or otherwise now known or herein after developed without the previous express consent by the copyright owner, except for reproduction in daily press and regular printed publications on sale to the public within 60 days of the event related to those data/results and always provided that copyright symbol appears together as follows below.

© DORNA WSBK ORGANIZATION Srl 2026

FICR PERUGIA TIMING





Motul Hungarian Round, 1-3 May 2026

Chronological Analysis Free Practice 2nd Session

1° 7 I. LECUONA [1'38.860]							
Lap	Seg1	Seg2	Seg3	Seg4	Lap Time	km/h	Local Time
1	29.802	25.103	28.356	18.897			15:02'52.513
2	29.600	23.459	27.766	18.686	1'39.713	276,9	15:04'32.226
3	29.631	23.477	27.737	18.702	1'39.547	276,9	15:07'51.155
4	29.514	23.205	27.681	18.596	1'38.996	277,6	15:09'30.151
5	29.515	25.636	31.174	20.128	1'46.453	277,6	15:11'16.604
6	29.559	23.253	27.694	18.587	1'39.093	279,8	15:12'55.697
7	29.554	23.290	27.865	18.549	1'39.258	279,1	15:14'34.955
8	29.361	23.179	27.826	34.743	1'55.109P	282,0	15:16'30.064
9	10'04.445	25.205	28.760	19.033	11'17.443P		15:27'47.507
10	29.507	23.392	27.767	18.794	1'39.460	277,6	15:29'26.967
11	32.339	23.497	27.915	18.971	1'42.722C	278,4	15:31'09.689
12	29.573	23.401	27.720	18.850	1'39.544	279,8	15:32'49.233
13	29.491	23.320	27.642	18.688	1'39.141	279,1	15:34'28.374
14	29.462	26.528	28.118	33.499	1'57.607P	278,4	15:36'25.981
15	2'25.921	23.373	28.205	18.981	3'36.480P		15:40'02.461
16	29.455	23.287	27.809	18.576	1'39.127	278,4	15:41'41.588
17	29.453	23.128	27.714	18.683	1'38.978	277,6	15:43'20.566
18	29.457	23.229	27.743	18.661	1'39.090C	279,8	15:44'59.656
19	29.522	23.117	27.649	18.572	1'38.860	277,6	15:46'38.516

16	29.593	23.260	27.816	18.990	1'39.659	275,5	15:29'39.578
17	31.989	25.846	29.248	35.584	2'02.667P	273,4	15:31'42.245
18	8'18.392	23.729	28.375	18.803	9'29.299P		15:41'11.544
19	29.555	23.468	27.697	18.741	1'39.461	276,2	15:42'51.005
20	29.390	23.280	27.716	18.615	1'39.001	274,8	15:44'30.006
21	30.238	23.522	28.159	18.726	1'40.645	275,5	15:46'10.651

2° 11 N. BULEGA [1'38.963]							
Lap	Seg1	Seg2	Seg3	Seg4	Lap Time	km/h	Local Time
1	29.840	23.442	28.021	18.696	1'39.999	274,1	15:05'08.725
2	29.516	23.403	27.841	18.563	1'39.323	276,2	15:06'48.048
3	29.629	23.204	27.958	18.583	1'39.374	275,5	15:08'27.422
4	29.526	23.193	28.134	18.617	1'39.470	276,2	15:10'06.892
5	29.597	23.221	28.522	18.662	1'40.002	275,5	15:11'46.894
6	29.521	23.192	27.789	18.598	1'39.100	276,2	15:13'25.994
7	29.491	23.055	27.849	18.641	1'39.036	276,2	15:15'05.030
8	29.541	23.126	27.718	18.578	1'38.963	276,2	15:16'43.993
9	29.515	23.159	27.803	18.665	1'39.142	275,5	15:18'23.135
10	29.641	23.117	27.837	18.577	1'39.172	275,5	15:20'02.307
11	31.078	24.889	30.081	35.281	2'01.329P	275,5	15:22'03.636
12	10'50.555	24.464	28.675	18.821	12'02.515P		15:34'06.151
13	29.526	23.340	27.737	18.631	1'39.234	274,1	15:35'45.385
14	29.437	23.215	28.079	18.644	1'39.375	276,2	15:37'24.760
15	29.478	23.304	27.875	18.616	1'39.273	275,5	15:39'04.033
16	29.502	23.395	27.781	18.665	1'39.343	275,5	15:40'43.376
17	29.680	23.255	27.820	18.588	1'39.343	277,6	15:42'22.719
18	29.531	23.075	27.872	18.709	1'39.187	274,8	15:44'01.906
19	29.542	23.142	27.698	18.602	1'38.984	276,2	15:45'40.890

4° 34 L. BALDASSARRI [1'39.297]							
Lap	Seg1	Seg2	Seg3	Seg4	Lap Time	km/h	Local Time
		25.417	29.495	19.345			15:02'25.347
1	29.996	23.705	28.776	19.165	1'41.642	272,7	15:04'06.989
2	30.044	29.036	29.839	19.167	1'48.086	273,4	15:05'55.075
3	29.754	23.810	28.261	18.857	1'40.682	274,1	15:07'35.757
4	29.859	23.307	27.882	18.957	1'40.005	272,7	15:09'15.762
5	29.708	23.479	28.006	18.761	1'39.954	275,5	15:10'55.716
6	30.281	25.661	29.515	19.217	1'44.674	274,1	15:12'40.390
7	29.483	23.876	28.102	19.001	1'40.462	274,8	15:14'20.852
8	29.402	23.320	27.883	19.232	1'39.837	276,2	15:16'00.689
9	29.506	23.206	27.889	18.766	1'39.367	273,4	15:17'40.056
10	29.668	23.419	27.861	18.798	1'39.746	274,1	15:19'19.802
11	29.602	23.200	29.641	19.372	1'41.815C	274,1	15:21'01.617
12	29.577	23.238	27.873	18.697	1'39.385	274,1	15:22'41.002
13	29.487	23.264	27.941	18.665	1'39.357	274,8	15:24'20.359
14	33.086	24.857	29.687	33.497	2'01.127P	274,1	15:26'21.486
15	10'03.572	25.443	29.564	19.537	11'18.116P		15:37'39.602
16	29.721	23.529	28.234	19.016	1'40.500	273,4	15:39'20.102
17	29.624	23.346	27.904	18.773	1'39.647	274,1	15:40'59.749
18	29.595	23.198	27.871	18.633	1'39.297	274,1	15:42'39.046
19	29.572	23.299	28.004	22.230	1'43.105	273,4	15:44'22.151
20	29.622	23.249	27.929	18.899	1'39.699	275,5	15:46'01.850

3° 14 S. LOWES [1'39.001]							
Lap	Seg1	Seg2	Seg3	Seg4	Lap Time	km/h	Local Time
1	29.754	23.636	27.928	18.754	1'40.072	277,6	15:04'18.080
2	29.511	23.417	27.801	18.781	1'39.510	274,8	15:05'57.590
3	29.703	23.505	27.932	18.735	1'39.875	271,4	15:07'37.465
4	29.440	23.410	27.928	22.714	1'43.492	276,9	15:09'20.957
5	33.030	23.735	28.040	19.066	1'43.871	187,8	15:11'04.828
6	29.658	23.246	28.223	18.809	1'39.936	273,4	15:12'44.764
7	29.673	23.263	27.916	18.737	1'39.589	274,1	15:14'24.353
8	29.574	23.208	28.117	24.155	1'45.054C	276,2	15:16'09.407
9	31.497	23.465	27.836	18.714	1'41.512	225,0	15:17'50.919
10	29.606	23.339	27.754	18.789	1'39.488	276,2	15:19'30.407
11	29.514	23.395	27.934	18.995	1'39.838	275,5	15:21'10.245
12	29.732	23.386	27.935	18.843	1'39.896	276,2	15:22'50.141
13	29.604	23.345	27.859	18.935	1'39.743	275,5	15:24'29.884
14	37.524	25.877	28.518	18.875	1'50.794	274,8	15:26'20.678
15	29.597	23.220	27.740	18.684	1'39.241	276,2	15:27'59.919

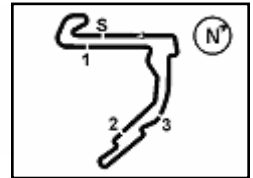
5° 67 A. SURRA [1'39.382]							
Lap	Seg1	Seg2	Seg3	Seg4	Lap Time	km/h	Local Time
1	29.959	25.109	29.568	19.527			15:02'01.687
2	29.825	24.104	28.184	18.892	1'41.139	274,1	15:03'42.826
3	29.821	23.848	27.985	18.965	1'40.566	275,5	15:05'23.392
4	29.910	23.771	27.984	18.914	1'40.712	272,0	15:07'04.104
5	29.780	23.531	28.001	18.922	1'40.234	275,5	15:10'24.830
6	29.835	23.613	27.900	18.859	1'40.207	273,4	15:12'05.037
7	29.850	23.599	27.984	18.758	1'40.191	274,8	15:13'45.228
8	32.462	27.785	29.806	33.678	2'03.731P	274,1	15:15'48.959
9	8'22.885	25.473	28.257	18.857	9'35.472P		15:25'24.431
10	29.578	23.541	27.865	18.747	1'39.731	274,1	15:27'04.162
11	29.780	23.428	27.852	18.723	1'39.783	274,1	15:28'43.945
12	29.921	23.493	28.117	34.979	1'56.510CP	272,7	15:30'40.455
13	9'10.091	23.512	27.793	18.849	10'20.245P		15:41'00.700
14	29.588	23.419	27.769	18.606	1'39.382	275,5	15:42'40.082
15	29.543	23.349	27.718	18.783	1'39.393	276,2	15:44'19.475
16	29.742	23.327	27.856	18.740	1'39.665	275,5	15:45'59.140

6° 5 Y. MONTELLA [1'39.481]							
Lap	Seg1	Seg2	Seg3	Seg4	Lap Time	km/h	Local Time
1	29.895	25.436	29.176	19.152			15:01'53.361
2	29.904	23.466	28.125	18.885	1'40.471	274,8	15:03'33.832
3	29.987	26.063	28.098	18.779	1'40.247	275,5	15:05'14.079
4	29.848	23.615	28.396	18.864	1'43.310	274,8	15:06'57.389
5	29.961	23.615	28.133	20.116	1'41.712C	276,2	15:08'39.101
6	29.666	23.293	28.181	18.887	1'40.322	274,1	15:10'19.423
7	29.666	23.504	28.070	18.917	1'40.157	274,1	15:11'59.580
8	29.836	23.220	28.041	18.769	1'39.866	274,8	15:13'39.446
9	29.873	23.317	28.120	18.733	1'40.043	275,5	15:15'19.489
9	29.697	23.281	27.973	18.723	1'39.674	275,5	15:16'59.163

01/05/2026 P = Pits In/Out - C = Lap Time Cancelled

These data/results cannot be reproduced, stored and/or transmitted in whole or in part by any manner of electronic, mechanical, photocopying, recording, broadcasting or otherwise now known or herein after developed without the previous express consent by the copyright owner, except for reproduction in daily press and regular printed publications on sale to the public within 60 days of the event related to those data/results and always provided that copyright symbol appears together as follows below.

© DORNA WSBK ORGANIZATION Srl 2026



Motul Hungarian Round, 1-3 May 2026

Chronological Analysis Free Practice 2nd Session

2 / 4

10	29.742	23.396	27.944	18.618	1'39.700	275,5	15:18'38.863	1	30.057	23.879	28.580	18.979	1'41.495	276,9	15:03'42.445
11	29.888	23.255	31.777	18.763	1'43.683C	275,5	15:20'22.546	2	29.832	23.519	28.216	18.985	1'40.552	274,8	15:05'22.997
12	29.683	23.370	27.926	18.727	1'39.706	275,5	15:22'02.252	3	29.982	23.612	29.718	19.604	1'40.916C	272,7	15:07'05.913
13	29.646	23.318	27.809	18.708	1'39.481	275,5	15:23'41.733	4	29.912	23.528	28.288	18.989	1'40.717	274,8	15:08'46.630
14	29.686	25.050	28.249	18.754	1'41.739	276,2	15:25'23.472	5	29.876	23.566	28.254	19.090	1'40.786C	275,5	15:10'27.416
15	29.583	23.526	28.200	18.706	1'40.015	275,5	15:27'03.487	6	29.719	23.693	29.119	19.193	1'48.724	275,5	15:12'16.140
16	29.703	23.208	27.888	18.816	1'39.615	275,5	15:28'43.102	7	29.678	23.371	28.442	18.963	1'40.454	274,8	15:13'56.594
17	31.814	24.251	28.807	32.246	1'57.118CP	275,5	15:30'40.220	8	29.682	23.493	28.375	18.883	1'40.433	275,5	15:15'37.027
18	7'58.341	23.476	30.068	18.693	9'10.578P		15:39'50.798	9	29.952	26.089	28.493	32.946	1'57.480CP	276,2	15:17'34.507
19	29.688	23.191	27.878	18.842	1'39.599	276,2	15:41'30.397	10	10'50.643	24.048	28.708	19.136	1'20'2.535P		15:29'37.042
20	29.821	23.214	28.025	18.923	1'39.983	274,8	15:43'10.380	11	29.782	23.487	28.144	18.899	1'40.312	276,9	15:31'17.354
21	29.845	50.042	29.987	19.173	2'09.047C	274,8	15:45'19.427	12	29.702	23.427	28.139	18.880	1'40.148	275,5	15:32'57.502

7° 19 A. BAUTISTA [1'39.525]

Lap	Seg.1	Seg.2	Seg.3	Seg.4	Lap Time	km/h	Local Time
		25.243	28.660	19.235			15:02'53.682
1	29.795	23.713	28.079	18.784	1'40.371	279,1	15:04'34.053
2	29.632	23.367	27.729	18.839	1'39.567C	279,1	15:06'13.620
3	29.751	23.468	28.841	18.943	1'41.003	277,6	15:07'54.623
4	29.802	23.533	28.173	18.744	1'40.252	278,4	15:09'34.875
5	29.594	23.336	28.137	18.827	1'39.894	279,1	15:11'14.769
6	29.608	23.271	28.116	18.782	1'39.777	279,1	15:12'54.546
7	29.556	23.239	27.970	18.760	1'39.525	278,4	15:14'34.071
8	29.659	23.342	27.970	18.879	1'39.850	279,1	15:16'13.921
9	29.767	26.253	28.658	34.433	1'59.111P	278,4	15:18'13.032
10	11'38.023	24.414	28.401	18.924	12'49.762CP		15:31'02.794
11	29.827	23.349	28.981	18.927	1'41.084C	278,4	15:32'43.878
12	29.817	23.544	33.534	19.539	1'46.434	278,4	15:34'30.312
13	29.922	23.621	28.138	19.068	1'40.749	278,4	15:36'11.061
14	29.800	23.390	28.176	19.058	1'40.424	276,9	15:37'51.485
15	29.848	23.356	30.730	19.143	1'43.077C	277,6	15:39'34.562
16	29.772	23.433	28.552	19.076	1'40.833	276,9	15:41'15.395
17	29.856	24.662	28.281	19.048	1'41.847	278,4	15:42'57.242
18	29.798	23.591	28.265	19.040	1'40.694	278,4	15:44'37.936
19	29.757	23.307	28.205	19.008	1'40.277	279,1	15:46'18.213

10° 47 A. BASSANI [1'39.799]

Lap	Seg.1	Seg.2	Seg.3	Seg.4	Lap Time	km/h	Local Time
							15:02'06.477
1	29.857	23.454	28.133	18.827	1'40.271	275,5	15:03'46.748
2	29.847	23.481	28.157	18.896	1'40.381	276,2	15:05'27.129
3	29.774	23.469	27.905	18.801	1'39.949	272,0	15:07'07.078
4	34.577	27.007	29.585	33.891	2'05.060P	274,8	15:09'12.138
5	7'20.344	24.442	29.184	20.092	8'34.062P		15:17'46.200
6	29.702	23.385	28.456	18.840	1'40.383	275,5	15:19'26.583
7	29.673	23.268	28.452	18.945	1'40.338	272,7	15:21'06.921
8	29.797	23.441	28.143	18.949	1'40.330	272,7	15:22'47.251
9	34.171	24.921	30.288	34.011	2'03.391P	226,4	15:24'50.642
10	6'50.301	23.992	28.552	19.430	8'02.275P		15:32'52.917
11	29.859	23.524	28.091	18.178	1'39.652C	271,4	15:34'32.569
12	29.755	23.508	27.983	18.790	1'40.036	272,0	15:36'12.605
13	31.255	24.470	29.015	33.076	1'57.816P	272,7	15:38'10.421
14	1'24.304	24.542	31.529	19.299	2'39.674P		15:40'50.095
15	29.714	23.497	27.969	18.873	1'40.053	273,4	15:42'30.148
16	33.307	24.120	28.283	18.888	1'44.598	274,8	15:44'14.746
17	29.754	23.413	27.915	18.717	1'39.799	273,4	15:45'54.545

8° 22 A. LOWES [1'39.584]

Lap	Seg.1	Seg.2	Seg.3	Seg.4	Lap Time	km/h	Local Time
		25.570	29.859	19.463			15:02'37.522
1	29.983	24.134	28.038	18.763	1'40.918	272,7	15:04'18.440
2	29.633	23.600	27.924	18.810	1'39.967	275,5	15:05'58.407
3	29.853	23.619	27.868	18.758	1'40.098	274,1	15:07'38.505
4	29.597	23.388	28.001	18.795	1'39.781	274,8	15:09'18.286
5	29.791	23.389	35.856	19.050	1'48.086C	272,7	15:11'06.372
6	29.661	23.287	28.222	18.794	1'39.964	274,1	15:12'46.336
7	29.494	23.374	27.988	18.750	1'39.606	272,7	15:14'25.942
8	29.557	23.291	27.949	18.842	1'39.639	274,8	15:16'05.581
9	29.737	23.396	28.014	18.748	1'39.895	273,4	15:17'45.476
10	35.954	23.471	30.380	19.098	1'48.903	276,2	15:19'34.379
11	29.648	23.665	28.004	18.907	1'40.224	273,4	15:21'14.603
12	29.733	23.550	27.842	18.740	1'39.865	279,1	15:22'54.468
13	29.587	23.268	28.285	18.846	1'39.986	274,1	15:24'34.454
14	29.593	23.459	27.953	18.770	1'39.775	274,1	15:26'14.229
15	29.713	23.491	27.937	18.857	1'39.998	274,1	15:27'54.227
16	29.641	23.418	27.991	18.910	1'39.960	276,2	15:29'34.187
17	32.967	25.162	30.516	38.246	2'06.891CP	271,4	15:31'41.078
18	7'20.345	25.169	29.903	37.210	8'52.627CP		15:40'33.705
19	2'58.153	23.630	28.043	18.917	4'08.743P		15:44'42.448
20	29.477	23.235	28.248	18.624	1'39.584	273,4	15:46'22.032

11° 95 T. MACKENZIE [1'39.815]

Lap	Seg.1	Seg.2	Seg.3	Seg.4	Lap Time	km/h	Local Time
		25.457	28.901	19.451			15:02'05.213
1	29.738	23.651	28.184	19.076	1'40.649	274,8	15:03'45.862
2	29.814	23.693	28.395	18.963	1'40.865	276,2	15:05'26.727
3	29.794	24.534	28.324	18.892	1'41.544	274,1	15:07'08.271
4	29.758	23.763	28.155	18.881	1'40.557	275,5	15:08'48.828
5	29.684	23.505	28.228	18.811	1'40.228	275,5	15:10'29.056
6	29.607	23.585	28.262	18.711	1'40.165	275,5	15:12'09.221
7	29.637	23.533	28.193	18.858	1'40.221	274,8	15:13'49.442
8	29.620	23.571	28.284	19.131	1'40.606C	275,5	15:15'30.048
9	29.834	27.624	30.063	33.764	2'01.285P	274,8	15:17'31.333
10	10'30.187	24.054	27.887	19.034	11'41.162CP		15:29'12.495
11	30.242	23.749	28.219	18.880	1'41.090C	276,2	15:30'53.585
12	29.710	24.690	28.438	33.278	1'56.116CP	272,7	15:32'49.701
13	3'19.998	32.124	27.604	18.955	4'38.681CP		15:37'28.382
14	29.566	23.466	28.121	18.925	1'40.078	274,8	15:39'08.460
15	29.700	23.425	27.984	18.778	1'39.887	274,1	15:40'48.347
16	29.931	23.617	28.295	21.334	1'43.177C	278,4	15:42'31.524
17	29.846	25.511	27.968	18.805	1'42.130C	277,6	15:44'13.654
18	29.665	23.513	27.845	18.792	1'39.815	277,6	15:45'53.469

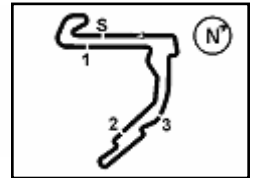
9° 88 M. OLIVEIRA [1'39.684]

Lap	Seg.1	Seg.2	Seg.3	Seg.4	Lap Time	km/h	Local Time
		25.212	29.620	19.633			15:02'00.950

01/05/2026 P = Pits In/Out - C = Lap Time Cancelled

These data/results cannot be reproduced, stored and/or transmitted in whole or in part by any manner of electronic, mechanical, photocopying, recording, broadcasting or otherwise now known or herein after developed without the previous express consent by the copyright owner, except for reproduction in daily press and regular printed publications on sale to the public within 60 days of the event related to those data/results and always provided that copyright symbol appears together as follows below.

© DORNA WSBK ORGANIZATION Srl 2026



Motul Hungarian Round, 1-3 May 2026

Chronological Analysis Free Practice 2nd Session

12° 46 T. BRIDEWELL [1'39.935]							
Lap	Seg1	Seg2	Seg3	Seg4	Lap Time	km/h	Local Time
1	31.820	24.111	31.342	21.175	1'43.196	271,4	15:02'00.278
2	30.271	24.835	31.284	19.057	1'45.447	278,4	15:05'28.921
3	30.000	23.799	28.222	18.910	1'40.931	278,4	15:07'09.852
4	30.106	23.899	28.339	20.018	1'42.362C	276,9	15:08'52.214
5	29.969	23.565	28.050	18.846	1'40.430	275,5	15:10'32.644
6	29.881	23.455	29.825	33.338	1'56.499CP	274,8	15:12'29.143
7	10'30.212	26.683	28.834	19.127	11'44.856P		15:24'13.999
8	30.025	23.637	28.294	19.018	1'40.974	270,7	15:25'54.973
9	29.917	23.475	28.196	18.904	1'40.492	274,1	15:27'35.465
10	29.842	24.156	28.428	18.878	1'41.304	274,8	15:29'16.769
11	30.144	23.755	28.207	19.009	1'41.115C	274,1	15:30'57.884
12	29.811	23.474	28.089	19.063	1'40.437	275,5	15:32'38.321
13	30.477	24.501	28.944	32.723	1'56.645P	274,1	15:34'34.966
14	4'50.349	29.440	36.636	19.548	6'15.973CP		15:40'50.939
15	29.707	23.507	27.936	18.802	1'39.952	274,8	15:42'30.891
16	30.010	23.897	31.750	18.972	1'44.629C	278,4	15:44'15.520
17	29.647	23.470	27.987	18.831	1'39.935	278,4	15:45'55.455

13° 55 A. LOCATELLI [1'39.974]							
Lap	Seg1	Seg2	Seg3	Seg4	Lap Time	km/h	Local Time
1	30.064	24.750	28.602	19.085	1'41.039	274,1	15:04'08.719
2	29.946	23.635	28.421	18.919	1'40.563	274,1	15:05'49.282
3	29.906	23.479	28.141	18.997	1'40.563	274,1	15:07'30.866
4	29.896	23.485	28.000	20.193	1'41.584	272,0	15:09'11.315
5	29.896	23.488	28.122	18.943	1'40.449	272,0	15:10'51.414
6	29.816	23.360	28.045	18.878	1'40.099	272,0	15:12'37.908
7	29.802	23.821	33.212	19.659	1'46.494	272,7	15:14'18.338
8	29.816	23.821	33.212	19.659	1'46.494	272,7	15:15'58.519
9	29.816	23.454	28.177	18.983	1'40.430	274,1	15:17'38.683
10	29.836	23.482	27.997	18.849	1'40.164	270,0	15:19'35.948
11	31.481	23.742	28.183	33.859	1'57.265P	272,0	15:34'06.763
12	13'19.370	23.889	28.642	18.914	14'30.815P		15:35'46.737
13	29.867	23.417	27.878	18.812	1'39.974	270,7	15:37'27.093
14	29.859	23.535	28.047	18.915	1'40.356	272,0	15:39'07.134
15	29.740	23.360	27.982	18.959	1'40.041	272,7	15:40'48.054
16	29.842	23.343	28.142	19.593	1'40.920	273,4	15:42'28.730
17	30.062	23.470	28.136	19.008	1'40.676	271,4	15:44'13.242
18	31.363	25.819	28.325	19.005	1'44.512	272,7	15:45'53.315
19	29.801	23.399	27.933	18.940	1'40.073	272,7	15:45'53.315

14° 31 G. GERLOFF [1'39.991]							
Lap	Seg1	Seg2	Seg3	Seg4	Lap Time	km/h	Local Time
1	30.199	24.505	28.676	19.248	1'41.947	273,4	15:02'03.747
2	31.575	23.795	28.462	19.491	1'42.746	273,4	15:03'45.694
3	29.942	23.704	28.368	19.099	1'42.746	273,4	15:05'28.440
4	30.041	23.661	28.488	19.146	1'41.237	273,4	15:07'09.677
5	30.041	23.788	28.275	19.013	1'41.117	271,4	15:08'50.794
6	29.916	23.645	28.176	18.962	1'40.699	272,7	15:10'31.493
7	29.806	23.518	28.344	19.117	1'40.785	271,4	15:12'12.278
8	29.761	23.516	28.175	19.100	1'40.552	272,7	15:13'52.830
9	29.871	23.707	28.255	33.278	1'55.111P	273,4	15:15'47.941
10	10'31.207	23.839	28.258	19.028	11'42.332P		15:27'30.273
11	29.904	23.708	28.030	19.053	1'40.695	272,0	15:29'10.968
12	32.547	23.699	28.302	18.907	1'43.455C	272,7	15:30'54.423
13	30.015	23.915	28.403	19.054	1'41.387	270,0	15:32'35.810
14	29.857	23.456	28.228	18.962	1'40.503	271,4	15:34'16.313
15	30.218	23.774	28.709	32.748	1'55.449P	271,4	15:36'11.762
16	2'41.008	23.645	28.097	19.013	3'51.763P		15:40'03.525
17	29.922	23.510	27.966	19.085	1'40.483	274,1	15:41'44.008
18	29.650	23.490	27.979	18.872	1'39.991	276,2	15:43'23.999
19	29.759	24.252	28.394	18.940	1'41.345C	271,4	15:45'05.344

15° 9 D. PETRUCCI [1'40.164]							
Lap	Seg1	Seg2	Seg3	Seg4	Lap Time	km/h	Local Time
1	29.811	25.862	28.751	19.025	1'40.517	273,4	15:01'55.181
2	29.736	23.469	28.141	18.905	1'40.251	274,8	15:05'15.949
3	29.953	23.536	29.417	19.008	1'41.914	276,2	15:06'57.863
4	29.726	23.562	28.152	20.702	1'42.142C	274,1	15:08'40.005
5	29.715	23.327	28.198	18.924	1'40.164	276,2	15:10'20.169
6	29.594	23.516	28.303	19.049	1'40.462	273,4	15:12'00.631
7	31.717	24.670	30.522	18.982	1'45.891	273,4	15:13'46.522
8	31.713	25.703	31.233	36.198	2'04.847P	273,4	15:15'51.369
9	9'51.952	25.072	28.685	19.042	11'04.751P		15:26'56.120
10	29.752	23.244	29.000	19.043	1'41.039C	270,7	15:28'37.159
11						272,0	

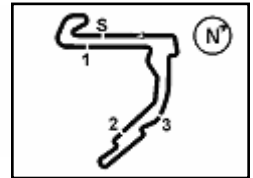
16° 97 X. VERGE [1'40.254]							
Lap	Seg1	Seg2	Seg3	Seg4	Lap Time	km/h	Local Time
1		24.620	29.309	19.541			15:02'26.053
2	29.936	23.749	28.446	19.253	1'41.384	274,1	15:04'07.437
3	30.128	23.975	28.464	20.291	1'42.858C	277,6	15:05'50.295
4	29.990	24.100	28.545	19.323	1'41.958C	274,1	15:07'32.253
5	30.057	23.602	28.285	19.110	1'41.054	273,4	15:09'13.307
6	30.107	23.756	28.467	19.173	1'41.503	272,7	15:10'54.810
7	30.104	23.842	28.402	19.145	1'41.493	270,0	15:12'36.303
8	30.069	28.749	29.156	34.070	2'02.044P	271,4	15:14'38.347
9	6'40.263	24.195	29.423	19.333	7'53.214P		15:22'31.561
10	30.013	23.649	28.257	19.049	1'40.968	272,7	15:24'12.529
11	30.159	23.485	28.517	19.103	1'41.264	270,7	15:25'53.793
12	30.217	23.696	30.923	20.099	1'44.935C	272,0	15:27'38.728
13	30.060	23.633	28.346	19.055	1'41.054	274,1	15:29'19.822
14	30.278	23.725	28.340	34.065	1'56.408CP	274,1	15:31'16.230
15	4'55.059	24.819	29.031	20.350	6'09.259P		15:37'25.489
16	29.684	23.575	28.090	18.905	1'40.254	274,1	15:39'05.743
17	29.656	23.207	29.139	20.530	1'42.532	274,1	15:40'48.275
18	30.279	23.804	28.345	19.082	1'41.510	276,9	15:42'29.785
19	29.749	29.772	28.515	18.877	1'46.913	274,1	15:44'16.698
20	29.855	23.265	28.334	18.755	1'40.209C	276,9	15:45'56.907

17° 62 S. MANZI [1'40.265]							
Lap	Seg1	Seg2	Seg3	Seg4	Lap Time	km/h	Local Time
1		24.563	29.490	19.232			15:02'07.602
2	30.078	23.960	28.423	19.142	1'41.603C	271,4	15:03'49.205
3	30.133	24.099	28.198	19.202	1'41.632	270,7	15:05'30.837
4	30.119	23.826	28.307	19.048	1'41.300	270,0	15:07'12.137
5	29.972	23.886	28.142	18.891	1'40.891	270,0	15:08'53.028
6	30.078	26.985	28.483	19.107	1'44.653	272,0	15:10'37.681
7	30.112	23.634	28.202	19.060	1'41.008	270,0	15:12'18.689
8	34.981	25.382	29.484	34.159	2'04.006P	270,7	15:14'22.695
9	6'43.486	24.370	28.404	19.215	7'55.475P		15:22'18.170
10	30.046	23.768	28.227	19.026	1'41.067	269,3	15:23'59.237
11	30.062	23.759	28.115	18.992	1'40.928	268,0	15:25'40.165
12	29.914	23.641	28.220	18.900	1'40.675	270,0	15:27'20.840
13	29.927	23.703	28.347	18.889	1'40.866	271,4	15:29'01.706
14	34.252	28.546	31.233	34.701	2'08.732CP	270,0	15:31'10.438
15	5'20.504	24.286	28.653	18.994	6'32.437P		15:37'42.875
16	29.807	23.661	28.156	18.922	1'40.546	268,7	15:39'23.421
17	29.783	23.509	28.026	18.947	1'40.265	270,7	15:41'03.686
18	33.038	26.532	30.470	19.227	1'49.267C	272,0	15:42'52.953
19	29.926	24.403	28.626	19.070	1'42.025	270,0	15:44'34.978
20	29.817	23.620	28.252	18.901	1'40.590	270,7	15:46'15.568

01/05/2026 P = Pits In/Out - C = Lap Time Cancelled

These data/results cannot be reproduced, stored and/or transmitted in whole or in part by any manner of electronic, mechanical, photocopying, recording, broadcasting or otherwise now known or herein after developed without the previous express consent by the copyright owner, except for reproduction in daily press and regular printed publications on sale to the public within 60 days of the event related to those data/results and always provided that copyright symbol appears together as follows below.

© DORNA WSBK ORGANIZATION Srl 2026



Motul Hungarian Round, 1-3 May 2026

Chronological Analysis Free Practice 2nd Session

4 / 4

18° 87 R. GARDNER [1'40.420]							
Lap	Seg1	Seg2	Seg3	Seg4	Lap Time	km/h	Local Time
		25.447	32.346	20.402	C		15:02'01.368
1	30.079	23.784	28.315	19.156	1'41.334	272,7	15:03'42.702
2	36.109	26.045	28.779	19.296	1'50.229	269,3	15:05'32.931
3	29.873	23.446	28.408	18.959	1'40.686	270,7	15:07'13.617
4	30.013	23.481	28.365	19.056	1'40.915	269,3	15:08'54.532
5	30.016	24.105	37.304	26.039	1'57.464C	270,0	15:10'51.996
6	30.041	23.495	31.351	20.408	1'45.295	270,0	15:12'37.291
7	29.838	28.602	30.099	20.869	1'49.408	271,4	15:14'26.699
8	29.841	23.446	28.219	18.914	1'40.420	271,4	15:16'07.119
9	29.931	23.540	29.664	33.899	1'57.034CP	270,7	15:18'04.153
10	6'27.245	25.156	28.626	19.500	7'40.527P		15:25'44.680
11	29.910	23.595	28.433	19.105	1'41.043	268,7	15:27'25.723
12	30.118	24.054	28.730	19.570	1'42.472	266,0	15:29'08.195
13	30.597	23.470	29.708	33.275	1'57.050CP	269,3	15:31'05.245
14	5'46.568	25.171	29.859	20.024	7'01.622P		15:38'06.867
15	29.793	23.483	28.185	19.073	1'40.534	268,0	15:39'47.401
16	29.983	23.301	28.187	22.051	1'43.522	266,7	15:41'30.923
17	29.924	23.349	28.331	19.030	1'40.634	271,4	15:43'11.557
18	30.086	27.891	32.046	19.719	1'49.742C	268,0	15:45'01.299
19						271,4	

13	30.159	23.743	28.848	19.100	1'41.850	269,3	15:33'32.510
14	30.057	23.769	28.443	19.054	1'41.323	271,4	15:35'13.833
15	30.106	23.529	28.347	18.932	1'40.914	271,4	15:36'54.747
16	31.532	25.134	29.635	19.711	1'46.012	270,7	15:38'40.759
17	30.558	23.714	28.795	19.194	1'42.261	272,0	15:40'23.020
18	30.256	23.675	28.587	19.126	1'41.644	272,7	15:42'04.664
19	30.392	23.655	28.632	19.155	1'41.834	272,0	15:43'46.498
20	30.171	23.701	28.521	19.153	1'41.546	271,4	15:45'28.044

19° 54 B. SOFUOGLU [1'40.801]							
Lap	Seg1	Seg2	Seg3	Seg4	Lap Time	km/h	Local Time
		25.512	29.948	19.600			15:02'11.712
1	30.604	24.028	28.634	19.364	1'42.630	268,7	15:03'54.342
2	30.344	24.109	28.745	19.208	1'42.406	268,0	15:05'36.748
3	30.231	23.755	28.554	19.192	1'41.732	266,7	15:07'18.480
4	30.289	23.564	28.559	19.113	1'41.525	267,3	15:09'00.005
5	30.295	23.664	28.332	19.070	1'41.361	267,3	15:10'41.366
6	30.108	23.601	28.240	19.106	1'41.055	268,7	15:12'22.421
7	30.105	23.557	28.226	18.987	1'40.875	268,7	15:14'03.296
8	30.073	23.405	28.410	19.012	1'40.900	268,7	15:15'44.196
9	34.078	27.859	30.542	36.706	2'09.185CP	269,3	15:17'53.381
10	4'40.883	25.096	29.976	19.930	5'55.885P		15:23'49.266
11	30.429	24.222	29.311	19.783	1'43.745	267,3	15:25'33.011
12	30.256	23.630	28.484	19.117	1'41.487	270,0	15:27'14.498
13	30.407	23.706	28.641	19.112	1'41.866	268,0	15:28'56.364
14	31.868	25.454	29.339	19.646	1'46.307C	270,0	15:30'42.671
15	30.273	23.578	28.397	18.988	1'41.236	268,7	15:32'23.907
16	31.988	24.218	28.406	18.990	1'43.602	266,0	15:34'07.509
17	30.261	23.587	28.295	19.129	1'41.272	272,0	15:35'48.781
18	30.679	24.667	28.917	33.798	1'58.061CP	268,7	15:37'46.842
19	1'14.541	26.031	29.978	20.775	2'31.325P		15:40'18.167
20	30.118	23.431	28.192	19.060	1'40.801	270,0	15:41'58.968
21	30.013	23.590	28.462	19.068	1'41.133	268,0	15:43'40.101
22	30.081	23.720	28.523	18.985	1'41.309	269,3	15:45'21.410

21° 13 M. RATO [1'41.088]							
Lap	Seg1	Seg2	Seg3	Seg4	Lap Time	km/h	Local Time
		25.129	29.150	19.412			15:01'51.145
1	30.510	24.139	28.797	19.275	1'42.721	264,7	15:03'33.866
2	30.237	23.851	28.562	19.072	1'41.722	267,3	15:05'15.588
3	30.495	24.928	28.685	19.229	1'43.337	269,3	15:06'58.925
4	30.268	24.002	29.169	35.489	1'58.928CP	268,7	15:08'57.853
5	9'58.536	24.121	28.646	19.259	11'10.562P		15:20'08.415
6	30.456	24.161	28.817	19.136	1'42.570	266,7	15:21'50.985
7	30.420	23.982	28.659	19.213	1'42.274	266,7	15:23'33.259
8	30.221	23.922	28.680	19.413	1'42.236	267,3	15:25'15.495
9	30.194	23.968	28.631	19.209	1'42.002	266,7	15:26'57.497
10	30.331	23.871	28.625	19.054	1'41.881	266,7	15:28'39.378
11	30.922	24.289	31.667	19.266	1'46.144C	267,3	15:30'25.522
12	30.304	23.929	31.681	34.436	2'00.350CP	266,0	15:32'25.872
13	4'42.317	24.454	28.965	19.241	5'54.977P		15:38'20.849
14	30.126	23.803	28.601	19.307	1'41.837	265,4	15:40'02.686
15	29.929	23.864	28.283	19.012	1'41.088	269,3	15:41'43.774
16	32.591	24.053	29.675	19.052	1'45.371	267,3	15:43'29.145
17	30.072	24.062	28.858	19.117	1'42.109C	268,7	15:45'11.254

22° 92 Y. KUNII [1'42.121]							
Lap	Seg1	Seg2	Seg3	Seg4	Lap Time	km/h	Local Time
		28.553	30.841	19.826			15:02'12.425
1	30.938	24.537	29.362	19.509	1'44.346	271,4	15:03'56.771
2	30.650	24.482	29.052	19.405	1'43.589	272,0	15:05'40.360
3	30.425	24.303	29.301	19.435	1'43.464	269,3	15:07'23.824
4	30.607	24.253	28.966	19.404	1'43.230	271,4	15:09'07.054
5	30.506	24.208	29.100	19.538	1'43.352	272,0	15:10'50.406
6	30.490	23.981	28.773	19.389	1'42.633	270,7	15:12'33.039
7	30.320	23.850	28.735	19.357	1'42.262	271,4	15:14'15.301
8	30.472	26.237	28.865	20.138	1'45.712	272,0	15:16'01.013
9	30.448	24.019	28.884	19.670	1'43.021	272,7	15:17'44.034
10	30.607	24.333	29.042	19.387	1'43.369	272,0	15:19'27.403
11	30.491	24.067	28.897	20.714	1'44.169C	270,7	15:21'11.572
12	30.479	24.149	28.738	19.508	1'42.874	271,4	15:22'54.446
13	30.556	26.602	32.120	37.044	2'06.322CP	263,4	15:25'00.768
14	5'51.640	25.357	31.978	19.613	7'08.588P		15:32'09.356
15	30.715	23.981	28.657	19.422	1'42.775	265,4	15:33'52.131
16	30.645	23.935	28.589	20.299	1'43.468C	269,3	15:35'35.599
17	30.424	24.151	28.760	19.242	1'42.577	267,3	15:37'18.176
18	30.635	24.165	28.784	19.212	1'42.796	269,3	15:39'00.972
19	30.443	24.097	28.519	19.236	1'42.295	269,3	15:40'43.267
20	30.653	24.034	28.719	19.262	1'42.668	268,7	15:42'25.935
21	30.207	23.948	28.723	19.243	1'42.121	270,0	15:44'08.056
22	30.231	24.554	29.129	19.396	1'43.310	268,7	15:45'51.366

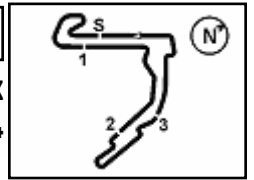
20° 35 S. CHANTRA [1'40.914]							
Lap	Seg1	Seg2	Seg3	Seg4	Lap Time	km/h	Local Time
		25.099	29.066	19.749	C		15:02'14.242
1	30.529	23.814	28.982	19.430	1'42.755	274,1	15:03'56.997
2	30.779	24.450	29.004	19.353	1'43.586	276,9	15:05'40.583
3	30.515	23.968	28.953	19.291	1'42.727	276,2	15:07'23.310
4	30.465	23.876	28.685	19.312	1'42.338	272,7	15:09'05.648
5	30.182	23.720	28.551	19.111	1'41.564	272,7	15:10'47.212
6	30.524	24.895	29.021	19.346	1'43.786	272,0	15:12'30.998
7	30.120	23.823	28.353	19.149	1'41.445	272,0	15:14'12.443
8	30.209	23.996	29.381	19.320	1'42.906	272,0	15:15'55.349
9	30.365	23.961	28.920	19.349	1'42.595	272,7	15:17'37.944
10	30.349	23.776	32.931	34.752	2'01.808CP	271,4	15:19'39.752
11	9'14.833	24.716	29.521	19.318	10'28.388P		15:30'08.140
12	30.406	23.667	29.096	19.351	1'42.520	268,0	15:31'50.660

01/05/2026

P = Pits In/Out - C = Lap Time Cancelled

These data/results cannot be reproduced, stored and/or transmitted in whole or in part by any manner of electronic, mechanical, photocopying, recording, broadcasting or otherwise now known or herein after developed without the previous express consent by the copyright owner, except for reproduction in daily press and regular printed publications on sale to the public within 60 days of the event related to those data/results and always provided that copyright symbol appears together as follows below.

© DORNA WSBK ORGANIZATION Srl 2026



Motul Hungarian Round, 1-3 May 2026

Best Laps & Speeds

No.	Rider	Nat	Best Lap		FP1		FP2											
			LL	SPD	LL	SPD	LL	SPD										
1	7 I. LECUONA Ducati Panigale V4R	ESP	1'38.860 38 282,0		1'39.454 19 281,3		1'38.860 19 282,0											
2	11 N. BULEGA Ducati Panigale V4R	ITA	1'38.963 38 279,1		1'39.697 19 279,1		1'38.963 19 277,6											
3	14 S. LOWES Ducati Panigale V4R	GBR	1'39.001 39 277,6		1'39.922 18 277,6		1'39.001 21 277,6											
4	34 L. BALDASSARRI Ducati Panigale V4R	ITA	1'39.297 40 276,2		1'40.242 20 274,8		1'39.297 20 276,2											
5	67 A. SURRA Ducati Panigale V4R	ITA	1'39.382 33 276,9		1'40.961 17 276,9		1'39.382 16 276,2											
6	5 Y. MONTELLA Ducati Panigale V4R	ITA	1'39.481 38 276,2		1'40.768 17 275,5		1'39.481 21 276,2											
7	19 A. BAUTISTA Ducati Panigale V4R	ESP	1'39.525 33 279,8		1'41.212 14 279,8		1'39.525 19 279,1											
8	22 A. LOWES bimota KB998 Rimini	GBR	1'39.584 37 279,1		1'40.416 17 277,6		1'39.584 20 279,1											
9	88 M. OLIVEIRA BMW M 1000 RR	POR	1'39.684 35 277,6		1'40.593 17 277,6		1'39.684 18 276,9											
10	47 A. BASSANI bimota KB998 Rimini	ITA	1'39.799 35 276,2		1'40.928 18 275,5		1'39.799 17 276,2											
11	95 T. MACKENZIE Ducati Panigale V4R	GBR	1'39.815 33 278,4		1'40.882 15 276,9		1'39.815 18 278,4											
12	46 T. BRIDEWELL Ducati Panigale V4R	GBR	1'39.935 35 278,4		1'41.490 18 275,5		1'39.935 17 278,4											
13	55 A. LOCATELLI Yamaha YZF R1	ITA	1'39.974 35 278,4		1'41.066 17 278,4		1'39.974 18 274,1											
14	31 G. GERLOFF Kawasaki ZX-10RR	USA	1'39.991 35 276,2		1'40.576 17 272,0		1'39.991 18 276,2											
15	9 D. PETRUCCI BMW M 1000 RR	ITA	1'40.164 28 276,2		1'41.296 18 270,7		1'40.164 10 276,2											
16	97 X. VIERGE Yamaha YZF R1	ESP	1'40.254 39 277,6		1'40.905 20 276,9		1'40.254 19 277,6											
17	62 S. MANZI Yamaha YZF R1	ITA	1'40.265 34 272,0		1'41.413 15 271,4		1'40.265 19 272,0											
18	87 R. GARDNER Yamaha YZF R1	AUS	1'40.420 36 272,7		1'41.361 18 272,0		1'40.420 18 272,7											
19	54 B. SOFUOGLU Yamaha YZF R1	TUR	1'40.801 40 272,0		1'41.471 18 271,4		1'40.801 22 272,0											
20	35 S. CHANTRA Honda CBR1000RR-R SP	THA	1'40.914 40 276,9		1'42.401 20 275,5		1'40.914 20 276,9											
21	13 M. RATO Yamaha YZF R1	ITA	1'41.088 37 270,0		1'42.066 20 270,0		1'41.088 17 269,3											
22	92 Y. KUNII Honda CBR1000RR-R SP	JPN	1'42.121 43 273,4		1'43.425 21 273,4		1'42.121 22 272,7											

01/05/2026

These data/results cannot be reproduced, stored and/or transmitted in whole or in part by any manner of electronic, mechanical, photocopying, recording, broadcasting or otherwise now known or herein after developed without the previous express consent by the copyright owner, except for reproduction in daily press and regular printed publications on sale to the public within 60 days of the event related to those data/results and always provided that copyright symbol appears together as follows below.

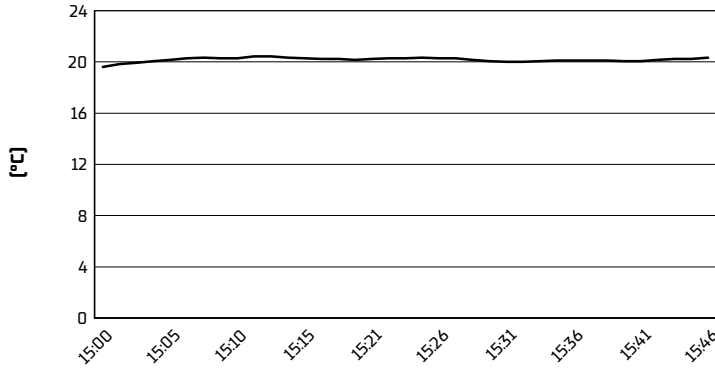
© DORNA WSBK ORGANIZATION Srl 2026

FICR PERUGIA TIMING

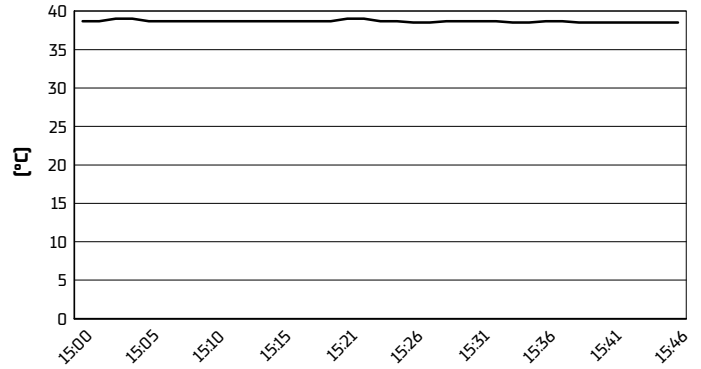


Motul Hungarian Round, 1-3 May 2026
Weather Report Free Practice 2nd Session
 Session started 15:00 - Session ended 15:47

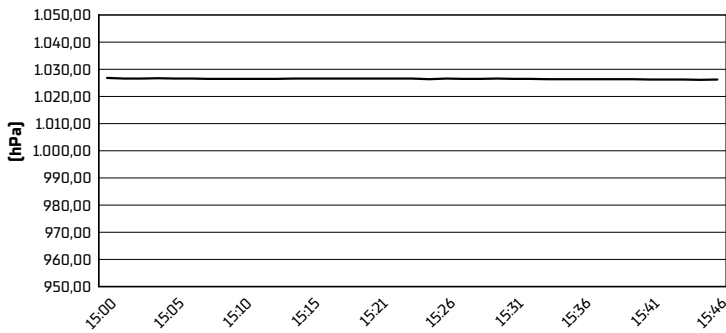
Air Temperature



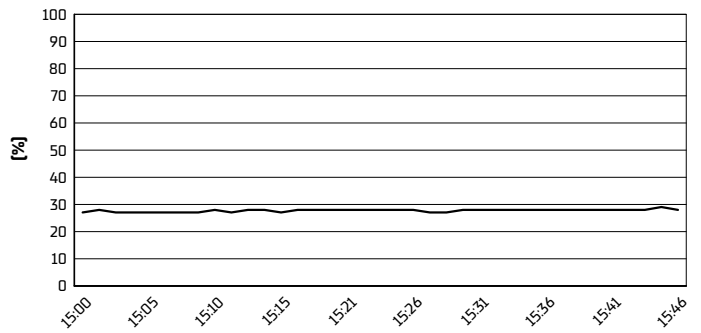
Track Temperature



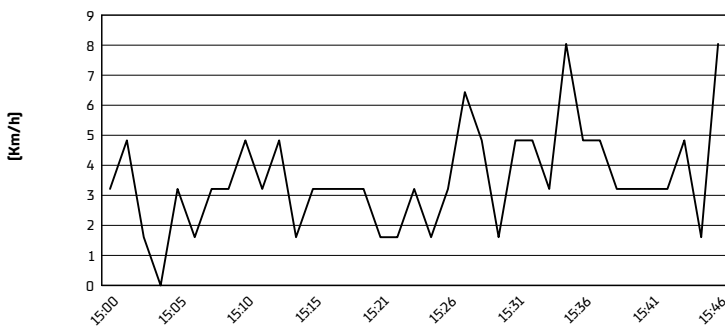
Air Pressure



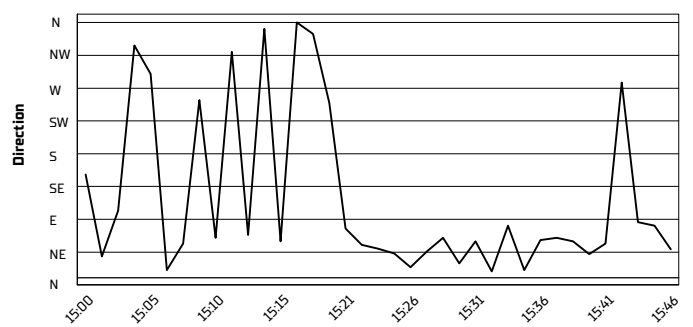
Humidity



Wind Speed



Wind Direction



01/05/2026

These data/results cannot be reproduced, stored and/or transmitted in whole or in part by any manner of electronic, mechanical, photocopying, recording, broadcasting or otherwise now known or herein after developed without the previous express consent by the copyright owner, except for reproduction in daily press and regular printed publications on sale to the public within 60 days of the event related to those data/results and always provided that copyright symbol appears together as follows below.

© DORNA WSBK ORGANIZATION Srl 2026