

Motul Hungarian Round, 1-3 May 2026

Results Free Practice 3rd Session

No.	Rider	Nat	Team	Bike	Class	Time	Gap	Rel.	Laps	Speed	
										Avg	Max
1	11 N. BULEGA	ITA	Aruba.it Racing - Ducati	Ducati Panigale V4R		1'38.339			11	149,178	278,4
2	7 I. LECUONA	ESP	Aruba.it Racing - Ducati	Ducati Panigale V4R		1'38.473	0.134	0.134	8	148,975	279,1
3	34 L. BALDASSARRI	ITA	Team Goeleven	Ducati Panigale V4R	IND	1'38.603	0.264	0.130	9	148,778	275,5
4	5 Y. MONTELLA	ITA	Barni Spark Racing Team	Ducati Panigale V4R	IND	1'38.766	0.427	0.163	9	148,533	278,4
5	14 S. LOWES	GBR	ELF Marc VDS Racing Team	Ducati Panigale V4R	IND	1'38.956	0.617	0.190	9	148,248	276,9
6	88 M. OLIVEIRA	POR	ROKIT BMW Motorrad WorldSBK Team	BMW M1000 RR		1'38.986	0.647	0.030	9	148,203	278,4
7	47 A. BASSANI	ITA	bimota by Kawasaki Racing Team	bimota KB998 Rimini		1'39.146	0.807	0.160	9	147,964	276,9
8	55 A. LOCATELLI	ITA	Pata Maxus Yamaha	Yamaha YZF R1		1'39.177	0.838	0.031	9	147,917	275,5
9	67 A. SURRA	ITA	Motocorsa Racing	Ducati Panigale V4R	IND	1'39.223	0.884	0.046	8	147,849	276,2
10	95 T. MACKENZIE	GBR	MGM Optical Express Racing	Ducati Panigale V4R	IND	1'39.373	1.034	0.150	8	147,626	276,9
11	62 S. MANZI	ITA	GYTR GRT Yamaha WorldSBK Team	Yamaha YZF R1		1'39.489	1.150	0.116	9	147,453	274,1
12	19 A. BAUTISTA	ESP	Barni Spark Racing Team	Ducati Panigale V4R	IND	1'39.523	1.184	0.034	8	147,403	281,3
13	9 D. PETRUCCI	ITA	ROKIT BMW Motorrad WorldSBK Team	BMW M1000 RR		1'39.533	1.194	0.010	10	147,388	276,9
14	31 G. GERLOFF	USA	Kawasaki WorldSBK Team	Kawasaki ZX-10RR		1'39.649	1.310	0.116	9	147,217	277,6
15	22 A. LOWES	GBR	bimota by Kawasaki Racing Team	bimota KB998 Rimini		1'39.744	1.405	0.095	7	147,077	276,9
16	97 X. VIERGE	ESP	Pata Maxus Yamaha	Yamaha YZF R1		1'39.823	1.484	0.079	9	146,960	276,2
17	87 R. GARDNER	AUS	GYTR GRT Yamaha WorldSBK Team	Yamaha YZF R1		1'39.974	1.635	0.151	9	146,738	272,7
18	46 T. BRIDEWELL	GBR	Superbike Advocates	Ducati Panigale V4R	IND	1'40.149	1.810	0.175	11	146,482	279,8
19	54 B. SOFUOGLU	TUR	Motocorsing WorldSBK Team	Yamaha YZF R1	IND	1'40.470	2.131	0.321	8	146,014	273,4
20	35 S. CHANTRA	THA	Honda HRC	Honda CBR1000RR-R SP		1'40.747	2.408	0.277	9	145,612	275,5
21	13 M. RATO	ITA	Motocorsing WorldSBK Team	Yamaha YZF R1	IND	1'40.810	2.471	0.063	8	145,521	274,1
22	92 Y. KUNII	JPN	Honda HRC	Honda CBR1000RR-R SP		1'41.438	3.099	0.628	9	144,620	276,2

Qualifying Lap Time (105% of 1'38.339): 1'43.256

AIR	Humidity:	46%	Temp:	19°C
TRACK	Condition:	Dry	Temp:	26°C

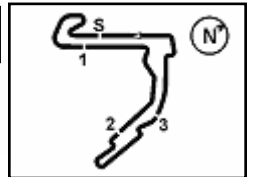
Records	Pole	[SP]	2025	T.Razgatioglu	1'38.357	149,150	Km/h
	Race	[RC2]	2025	T.Razgatioglu	1'39.384	147,610	Km/h
	All Times	[SP]	2025	T.Razgatioglu	1'38.357	149,150	Km/h

Start 02/05/2026 09:40 End 10:03 The results are provisional until the end of the time limit for protests and appeals and the completion of the technical checks.

Clerk Of The Course: **Kocsik Tamas**
Publication Time: **10:07**

These data/results cannot be reproduced, stored and/or transmitted in whole or in part by any manner of electronic, mechanical, photocopying, recording, broadcasting or otherwise now known or herein after developed without the previous express consent by the copyright owner, except for reproduction in daily press and regular printed publications on sale to the public within 60 days of the event related to those data/results and always provided that copyright symbol appears together as follows below.

© DORNA WSBK ORGANIZATION Srl 2026



Motul Hungarian Round, 1-3 May 2026

Results Free Practice 3rd Session

Session Highlights

Local Time	No. Rider	Description
09.40.00		Start of Session
09.41.31	5 Y. MONTELLA	#5 Current Lap Time Cancelled - Exceeded Track Limits - Turn 13
09.41.55	5 Y. MONTELLA	#5 Lap Time Cancelled (First Lap) - Exceeded Track Limits - Turn 13
09.43.21	54 B. SOFUOGLU	#54 Current Lap Time Cancelled - Exceeded Track Limits - Turn 12
09.43.47	54 B. SOFUOGLU	#54 Lap Time Cancelled [1'43.035] - Exceeded Track Limits - Turn 12
09.44.57	47 A. BASSANI	#47 Current Lap Time Cancelled - Exceeded Track Limits - Turn 9
09.45.17	62 S. MANZI	#62 Current Lap Time Cancelled - Exceeded Track Limits - Turn 15
09.45.27	62 S. MANZI	#62 Lap Time Cancelled [1'40.655] - Exceeded Track Limits - Turn 15
09.45.27	35 S. CHANTRA	#35 Current Lap Time Cancelled - Exceeded Track Limits - Turn 15
09.45.37	35 S. CHANTRA	#35 Lap Time Cancelled [1'41.721] - Exceeded Track Limits - Turn 15
09.45.40	47 A. BASSANI	#47 Lap Time Cancelled [1'39.614] - Exceeded Track Limits - Turn 9
09.46.54	87 R. GARDNER	#87 Current Lap Time Cancelled - Exceeded Track Limits - Turn 15
09.47.06	87 R. GARDNER	#87 Lap Time Cancelled [1'43.524] - Exceeded Track Limits - Turn 15
09.47.15	95 T. MACKENZIE	#95 Current Lap Time Cancelled - Exceeded Track Limits - Turn 15
09.47.25	95 T. MACKENZIE	#95 Lap Time Cancelled [1'39.814] - Exceeded Track Limits - Turn 15
09.47.26		Yellow Flag Out - Turn 15-16
09.47.27	22 A. LOWES	#22 Current Lap Time Cancelled - Exceeded Track Limits - Turn 15
09.47.29		Yellow Flag Out - Turn 17
09.47.30		Double Yellow Flag Out - Turn 15-16
09.47.31		Yellow Flag Out - Turn 15-16
09.47.36	22 A. LOWES	#22 Crashed - Turn 16
09.47.40		Double Yellow Flag Out - Turn 17
09.47.43		Double Yellow Flag In - Turn 15-16
09.47.43		Riders Under Yellow Flag at Turn 15-16: #7 #22
09.47.46		Double Yellow Flag In - Turn 17
09.47.46		Riders Under Yellow Flag at Turn 17: #14 #7
09.47.48	22 A. LOWES	#22 Rejoined
09.48.10	13 M. RATO	#13 Current Lap Time Cancelled - Exceeded Track Limits - Turn 9
09.48.23	97 X. VIERGE	#97 Current Lap Time Cancelled - Exceeded Track Limits - Turn 13
09.48.25	95 T. MACKENZIE	#95 Current Lap Time Cancelled - Exceeded Track Limits - Turn 9
09.48.40	7 I. LECUONA	#7 Current Lap Time Cancelled - Exceeded Track Limits - Turn 9
09.48.56	92 Y. KUNII	#92 Current Lap Time Cancelled - Exceeded Track Limits - Turn 15
09.49.06	97 X. VIERGE	#97 Lap Time Cancelled [2'01.332] - Exceeded Track Limits - Turn 13
09.49.10	13 M. RATO	#13 Lap Time Cancelled [1'58.029] - Exceeded Track Limits - Turn 9
09.49.22	92 Y. KUNII	#92 Lap Time Cancelled [1'59.915] - Exceeded Track Limits - Turn 15
09.49.27	95 T. MACKENZIE	#95 Lap Time Cancelled [2'02.000] - Exceeded Track Limits - Turn 9
09.49.43	7 I. LECUONA	#7 Lap Time Cancelled [1'59.111] - Exceeded Track Limits - Turn 9
09.49.45	88 M. OLIVEIRA	#88 Current Lap Time Cancelled - Exceeded Track Limits - Turn 9
09.49.50	46 T. BRIDEWELL	#46 Current Lap Time Cancelled - Exceeded Track Limits - Turn 9
09.50.35	46 T. BRIDEWELL	#46 Lap Time Cancelled [1'44.023] - Exceeded Track Limits - Turn 9
09.50.42	88 M. OLIVEIRA	#88 Lap Time Cancelled [1'57.121] - Exceeded Track Limits - Turn 9
09.54.23	95 T. MACKENZIE	#95 Current Lap Time Cancelled - Exceeded Track Limits - Turn 9
09.54.30	54 B. SOFUOGLU	#54 Current Lap Time Cancelled - Exceeded Track Limits - Turn 9
09.54.30	13 M. RATO	#13 Current Lap Time Cancelled - Exceeded Track Limits - Turn 9
09.55.06	95 T. MACKENZIE	#95 Lap Time Cancelled [5'39.497] - Exceeded Track Limits - Turn 9
09.55.07	54 B. SOFUOGLU	#54 Lap Time Cancelled [5'56.804] - Exceeded Track Limits - Turn 9
09.55.08	13 M. RATO	#13 Lap Time Cancelled [5'58.695] - Exceeded Track Limits - Turn 9
09.55.34	87 R. GARDNER	#87 Current Lap Time Cancelled - Exceeded Track Limits - Turn 13
09.56.04	87 R. GARDNER	#87 Lap Time Cancelled [5'12.197] - Exceeded Track Limits - Turn 13
09.57.03	35 S. CHANTRA	#35 Current Lap Time Cancelled - Exceeded Track Limits - Turn 9
09.57.35	97 X. VIERGE	#97 Current Lap Time Cancelled - Exceeded Track Limits - Turn 13
09.57.47	13 M. RATO	#13 Current Lap Time Cancelled - Exceeded Track Limits - Turn 9
09.58.08	97 X. VIERGE	#97 Lap Time Cancelled [1'53.655] - Exceeded Track Limits - Turn 13
09.58.13	35 S. CHANTRA	#35 Lap Time Cancelled [2'18.154] - Exceeded Track Limits - Turn 9
09.58.35	13 M. RATO	#13 Lap Time Cancelled [1'45.420] - Exceeded Track Limits - Turn 9
09.59.38	31 G. GERLOFF	#31 Lap Time Cancelled [5'39.973] - Exceeded Track Limits - Turn 11
10.00.26	87 R. GARDNER	#87 Current Lap Time Cancelled - Exceeded Track Limits - Turn 9

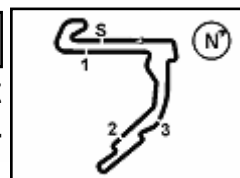
02/05/2026 Start 09:40 End 10:03

The results are provisional until the end of the time limit for protests and appeals and the completion of the technical checks.

Clerk Of The Course: **Kocsik Tamas**
Publication Time: **10:07**

These data/results cannot be reproduced, stored and/or transmitted in whole or in part by any manner of electronic, mechanical, photocopying, recording, broadcasting or otherwise now known or herein after developed without the previous express consent by the copyright owner, except for reproduction in daily press and regular printed publications on sale to the public within 60 days of the event related to those data/results and always provided that copyright symbol appears together as follows below.

© DORNA WSBK ORGANIZATION Srl 2026



Motul Hungarian Round, 1-3 May 2026

Results Free Practice 3rd Session

10.00.27	67 A. SURRA	#67 Current Lap Time Cancelled - Exceeded Track Limits - Turn 15
10.00.30	5 Y. MONTELLA	#5 Current Lap Time Cancelled - Exceeded Track Limits - Turn 9
10.00.37	67 A. SURRA	#67 Lap Time Cancelled [1'40.273] - Exceeded Track Limits - Turn 15
10.00.43	22 A. LOWES	#22 Lap Time Cancelled [1'39.287] - Exceeded Track Limits - Turn 17
10.01.10		Yellow Flag Out - Turn 17
10.01.12		Yellow Flag In - Turn 17
10.01.17	87 R. GARDNER	#87 Lap Time Cancelled [1'53.160] - Exceeded Track Limits - Turn
10.01.18	5 Y. MONTELLA	#5 Lap Time Cancelled [1'49.724] - Exceeded Track Limits - Turn
10.03.01		End of Session

Fastest Laps Sequence

No.	Rider	Nat	Team	Bike	Local Time	Time	Gap	Avg
34	L. BALDASSARRI	ITA	Team Goeleven	Ducati Panigale V4R	09:43'29.178	1'39.306		147,725
11	N. BULEGA	ITA	Aruba.it Racing - Ducati	Ducati Panigale V4R	09:44'42.134	1'38.515	-0.791	148,911
11	N. BULEGA	ITA	Aruba.it Racing - Ducati	Ducati Panigale V4R	09:46'20.473	1'38.339	-0.176	149,178

02/05/2026 Start 09:40 End 10:03 The results are provisional until the end of the time limit for protests and appeals and the completion of the technical checks.

Clerk Of The Course: **Kocsik Tamas**
Publication Time: **10:07**

These data/results cannot be reproduced, stored and/or transmitted in whole or in part by any manner of electronic, mechanical, photocopying, recording, broadcasting or otherwise now known or herein after developed without the previous express consent by the copyright owner, except for reproduction in daily press and regular printed publications on sale to the public within 60 days of the event related to those data/results and always provided that copyright symbol appears together as follows below.

© DORNA WSBK ORGANIZATION Srl 2026

Motul Hungarian Round, 1-3 May 2026

Free Practices Combined Results

Balaton Park Circuit 4.075 m

No.	Rider	Nat	Team	Bike	Class	FP1	FP2	FP3	Time	Gap	Rel.	Avg	LL
1	11 N. BULEGA	ITA	Aruba.it Racing - Ducati	Ducati Panigale V4R		1'39.697	1'38.963	1'38.339	1'38.339			149,178	49
2	7 I. LECUONA	ESP	Aruba.it Racing - Ducati	Ducati Panigale V4R		1'39.454	1'38.860	1'38.473	1'38.473	0.134	0.134	148,975	46
3	34 L. BALDASSARRI	ITA	Team GoEleven	Ducati Panigale V4R	IND	1'40.242	1'39.297	1'38.603	1'38.603	0.264	0.130	148,778	49
4	5 Y. MONTELLA	ITA	Barni Spark Racing Team	Ducati Panigale V4R	IND	1'40.768	1'39.481	1'38.766	1'38.766	0.427	0.163	148,533	47
5	14 S. LOWES	GBR	ELF Marc VDS Racing Team	Ducati Panigale V4R	IND	1'39.922	1'39.001	1'38.956	1'38.956	0.617	0.190	148,248	48
6	88 M. OLIVEIRA	POR	ROKiT BMW Motorrad WorldSBK Team	BMW M1000 RR		1'40.593	1'39.684	1'38.986	1'38.986	0.647	0.030	148,203	44
7	47 A. BASSANI	ITA	bimota by Kawasaki Racing Team	bimota KB998 Rimini		1'40.928	1'39.799	1'39.146	1'39.146	0.807	0.160	147,964	44
8	55 A. LOCATELLI	ITA	Pata Maxus Yamaha	Yamaha YZF R1		1'41.066	1'39.974	1'39.177	1'39.177	0.838	0.031	147,917	44
9	67 A. SURRA	ITA	Motocorsa Racing	Ducati Panigale V4R	IND	1'40.961	1'39.382	1'39.223	1'39.223	0.884	0.046	147,849	41
10	95 T. MACKENZIE	GBR	MGM Optical Express Racing	Ducati Panigale V4R	IND	1'40.882	1'39.815	1'39.373	1'39.373	1.034	0.150	147,626	41
11	62 S. MANZI	ITA	GYTR GRT Yamaha WorldSBK Team	Yamaha YZF R1		1'41.413	1'40.265	1'39.489	1'39.489	1.150	0.116	147,453	43
12	19 A. BAUTISTA	ESP	Barni Spark Racing Team	Ducati Panigale V4R	IND	1'41.212	1'39.525	1'39.523	1'39.523	1.184	0.034	147,403	41
13	9 D. PETRUCCI	ITA	ROKiT BMW Motorrad WorldSBK Team	BMW M1000 RR		1'41.296	1'40.164	1'39.533	1'39.533	1.194	0.010	147,388	38
14	22 A. LOWES	GBR	bimota by Kawasaki Racing Team	bimota KB998 Rimini		1'40.416	1'39.584	1'39.744	1'39.584	1.245	0.051	147,313	44
15	31 G. GERLOFF	USA	Kawasaki WorldSBK Team	Kawasaki ZX-10RR		1'40.576	1'39.991	1'39.649	1'39.649	1.310	0.065	147,217	44
16	97 X. VIERGE	ESP	Pata Maxus Yamaha	Yamaha YZF R1		1'40.905	1'40.254	1'39.823	1'39.823	1.484	0.174	146,960	48
17	46 T. BRIDEWELL	GBR	Superbike Advocates	Ducati Panigale V4R	IND	1'41.490	1'39.935	1'40.149	1'39.935	1.596	0.112	146,795	46
18	87 R. GARDNER	AUS	GYTR GRT Yamaha WorldSBK Team	Yamaha YZF R1		1'41.361	1'40.420	1'39.974	1'39.974	1.635	0.039	146,738	45
19	54 B. SOFUOGLU	TUR	Motoxracing WorldSBK Team	Yamaha YZF R1	IND	1'41.471	1'40.801	1'40.470	1'40.470	2.131	0.496	146,014	48
20	35 S. CHANTRA	THA	Honda HRC	Honda CBR1000RR-R SP		1'42.401	1'40.914	1'40.747	1'40.747	2.408	0.277	145,612	49
21	13 M. RATO	ITA	Motoxracing WorldSBK Team	Yamaha YZF R1	IND	1'42.066	1'41.088	1'40.810	1'40.810	2.471	0.063	145,521	45
22	92 Y. KUNII	JPN	Honda HRC	Honda CBR1000RR-R SP		1'43.425	1'42.121	1'41.438	1'41.438	3.099	0.628	144,620	52

02/05/2026

Clerk Of The Course: **Kocsik Tamas**

These data/results cannot be reproduced, stored and/or transmitted in whole or in part by any manner of electronic, mechanical, photocopying, recording, broadcasting or otherwise now known or herein after developed without the previous express consent by the copyright owner, except for reproduction in daily press and regular printed publications on sale to the public within 60 days of the event related to those data/results and always provided that copyright symbol appears together as follows below.

© DORNA WSBK ORGANIZATION Srl 2026

Motul Hungarian Round, 1-3 May 2026

Best Sectors & Speed Free Practice 3rd Session

BEST LAP		
1	11 N. BULEGA	Ducati Panigale V4R 1'38.339
2	7 I. LECUONA	Ducati Panigale V4R 1'38.473
3	34 L. BALDASSARRI	Ducati Panigale V4R 1'38.603
4	5 Y. MONTELLA	Ducati Panigale V4R 1'38.766
5	14 S. LOWES	Ducati Panigale V4R 1'38.956
6	88 M. OLIVEIRA	BMW M 1000 RR 1'38.986
7	47 A. BASSANI	bimota KB998 Rimini 1'39.146
8	55 A. LOCATELLI	Yamaha YZF R1 1'39.177
9	67 A. SURRA	Ducati Panigale V4R 1'39.223
10	95 T. MACKENZIE	Ducati Panigale V4R 1'39.373
11	62 S. MANZI	Yamaha YZF R1 1'39.489
12	19 A. BAUTISTA	Ducati Panigale V4R 1'39.523
13	9 D. PETRUCCI	BMW M 1000 RR 1'39.533
14	31 G. GERLOFF	Kawasaki ZX-10RR 1'39.649
15	22 A. LOWES	bimota KB998 Rimini 1'39.744
16	97 X. VIERGE	Yamaha YZF R1 1'39.823
17	87 R. GARDNER	Yamaha YZF R1 1'39.974
18	46 T. BRIDEWELL	Ducati Panigale V4R 1'40.149
19	54 B. SOFUOGLU	Yamaha YZF R1 1'40.470
20	35 S. CHANTRA	Honda CBR1000RR-R SP 1'40.747
21	13 M. RATO	Yamaha YZF R1 1'40.810
22	92 Y. KUNII	Honda CBR1000RR-R SP 1'41.438

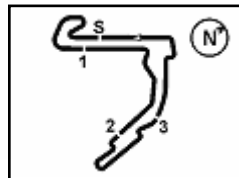
SPEED		
1	19 A. BAUTISTA	Ducati Panigale V4R 281,3
2	46 T. BRIDEWELL	Ducati Panigale V4R 279,8
3	7 I. LECUONA	Ducati Panigale V4R 279,1
4	5 Y. MONTELLA	Ducati Panigale V4R 278,4
5	88 M. OLIVEIRA	BMW M 1000 RR 278,4
6	11 N. BULEGA	Ducati Panigale V4R 278,4
7	31 G. GERLOFF	Kawasaki ZX-10RR 277,6
8	47 A. BASSANI	bimota KB998 Rimini 276,9
9	9 D. PETRUCCI	BMW M 1000 RR 276,9
10	14 S. LOWES	Ducati Panigale V4R 276,9
11	95 T. MACKENZIE	Ducati Panigale V4R 276,9
12	22 A. LOWES	bimota KB998 Rimini 276,9
13	97 X. VIERGE	Yamaha YZF R1 276,2
14	92 Y. KUNII	Honda CBR1000RR-R SP 276,2
15	67 A. SURRA	Ducati Panigale V4R 276,2
16	34 L. BALDASSARRI	Ducati Panigale V4R 275,5
17	35 S. CHANTRA	Honda CBR1000RR-R SP 275,5
18	55 A. LOCATELLI	Yamaha YZF R1 275,5
19	13 M. RATO	Yamaha YZF R1 274,1
20	62 S. MANZI	Yamaha YZF R1 274,1
21	54 B. SOFUOGLU	Yamaha YZF R1 273,4
22	87 R. GARDNER	Yamaha YZF R1 272,7

SEG. 1		SEG. 2		SEG. 3		SEG. 4	
1	34 L. BALDASSARRI 29.253	1	11 N. BULEGA 22.934	1	11 N. BULEGA 27.510	1	11 N. BULEGA 18.404
2	11 N. BULEGA 29.288	2	5 Y. MONTELLA 22.950	2	7 I. LECUONA 27.582	2	7 I. LECUONA 18.534
3	7 I. LECUONA 29.375	3	7 I. LECUONA 22.982	3	34 L. BALDASSARRI 27.597	3	34 L. BALDASSARRI 18.560
4	19 A. BAUTISTA 29.386	4	34 L. BALDASSARRI 23.033	4	14 S. LOWES 27.604	4	5 Y. MONTELLA 18.615
5	22 A. LOWES 29.390	5	88 M. OLIVEIRA 23.067	5	67 A. SURRA 27.739	5	47 A. BASSANI 18.631
6	5 Y. MONTELLA 29.400	6	14 S. LOWES 23.087	6	22 A. LOWES 27.764	6	55 A. LOCATELLI 18.635
7	88 M. OLIVEIRA 29.410	7	62 S. MANZI 23.092	7	5 Y. MONTELLA 27.801	7	88 M. OLIVEIRA 18.635
8	14 S. LOWES 29.415	8	55 A. LOCATELLI 23.097	8	62 S. MANZI 27.807	8	67 A. SURRA 18.646
9	95 T. MACKENZIE 29.425	9	9 D. PETRUCCI 23.100	9	47 A. BASSANI 27.810	9	95 T. MACKENZIE 18.651
10	9 D. PETRUCCI 29.451	10	47 A. BASSANI 23.210	10	31 G. GERLOFF 27.822	10	14 S. LOWES 18.713
11	47 A. BASSANI 29.475	11	87 R. GARDNER 23.247	11	88 M. OLIVEIRA 27.831	11	19 A. BAUTISTA 18.739
12	31 G. GERLOFF 29.514	12	19 A. BAUTISTA 23.261	12	55 A. LOCATELLI 27.841	12	31 G. GERLOFF 18.743
13	55 A. LOCATELLI 29.543	13	97 X. VIERGE 23.291	13	95 T. MACKENZIE 27.883	13	62 S. MANZI 18.759
14	67 A. SURRA 29.546	14	67 A. SURRA 23.292	14	46 T. BRIDEWELL 27.916	14	9 D. PETRUCCI 18.794
15	62 S. MANZI 29.596	15	95 T. MACKENZIE 23.316	15	19 A. BAUTISTA 27.926	15	22 A. LOWES 18.800
16	97 X. VIERGE 29.622	16	22 A. LOWES 23.330	16	9 D. PETRUCCI 27.936	16	46 T. BRIDEWELL 18.815
17	87 R. GARDNER 29.658	17	54 B. SOFUOGLU 23.342	17	97 X. VIERGE 27.964	17	97 X. VIERGE 18.854
18	46 T. BRIDEWELL 29.831	18	35 S. CHANTRA 23.398	18	87 R. GARDNER 27.981	18	87 R. GARDNER 18.888
19	54 B. SOFUOGLU 29.916	19	31 G. GERLOFF 23.433	19	54 B. SOFUOGLU 28.044	19	13 M. RATO 18.935
20	13 M. RATO 29.990	20	46 T. BRIDEWELL 23.491	20	13 M. RATO 28.130	20	54 B. SOFUOGLU 18.958
21	35 S. CHANTRA 30.006	21	13 M. RATO 23.663	21	35 S. CHANTRA 28.330	21	35 S. CHANTRA 19.013
22	92 Y. KUNII 30.031	22	92 Y. KUNII 23.692	22	92 Y. KUNII 28.442	22	92 Y. KUNII 19.117

02/05/2026

These data/results cannot be reproduced, stored and/or transmitted in whole or in part by any manner of electronic, mechanical, photocopying, recording, broadcasting or otherwise now known or herein after developed without the previous express consent by the copyright owner, except for reproduction in daily press and regular printed publications on sale to the public within 60 days of the event related to those data/results and always provided that copyright symbol appears together as follows below.

© DORNA WSBK ORGANIZATION Srl 2026



Balaton Park Circuit 4.075 m

Motul Hungarian Round, 1-3 May 2026

Ideal Times Free Practice 3rd Session

No.	Rider	Nat	Bike	Seg. 1	Seg. 2	Seg. 3	Seg. 4	Ideal Time		
				Diff. 1	Diff. 2	Diff. 3	Diff. 4	Best Lap	Pos.	Diff.
1	11 N. BULEGA	ITA	Ducati Panigale V4R	29.288	22.934 +0.072	27.510	18.404 +0.131	1'38.136 1'38.339	1	0.203
2	34 L. BALDASSARRI	ITA	Ducati Panigale V4R	29.253	23.033 +0.111	27.597	18.560 +0.049	1'38.443 1'38.603	3	0.160
3	7 I. LECUONA	ESP	Ducati Panigale V4R	29.375	22.982	27.582	18.534	1'38.473 1'38.473	2	
4	5 Y. MONTELLA	ITA	Ducati Panigale V4R	29.400	22.950	27.801	18.615	1'38.766 1'38.766	4	
5	14 S. LOWES	GBR	Ducati Panigale V4R	29.415	23.087	27.604 +0.137	18.713	1'38.819 1'38.956	5	0.137
6	88 M. OLIVEIRA	POR	BMW M 1000 RR	29.410	23.067 +0.043	27.831	18.635	1'38.943 1'38.986	6	0.043
7	55 A. LOCATELLI	ITA	Yamaha YZF R1	29.543	23.097	27.841 +0.061	18.635	1'39.116 1'39.177	8	0.061
8	47 A. BASSANI	ITA	bimota KB998 Rimini	29.475	23.210	27.810 +0.006	18.631 +0.014	1'39.126 1'39.146	7	0.020
9	67 A. SURRA	ITA	Ducati Panigale V4R	29.546	23.292	27.739	18.646	1'39.223 1'39.223	9	
10	62 S. MANZI	ITA	Yamaha YZF R1	29.596	23.092	27.807 +0.145	18.759 +0.090	1'39.254 1'39.489	11	0.235
11	95 T. MACKENZIE	GBR	Ducati Panigale V4R	29.425	23.316 +0.083	27.883 +0.015	18.651	1'39.275 1'39.373	10	0.098
12	9 D. PETRUCCI	ITA	BMW M 1000 RR	29.451	23.100	27.936 +0.252	18.794	1'39.281 1'39.533	13	0.252
13	22 A. LOWES	GBR	bimota KB998 Rimini	29.390 +0.159	23.330 +0.053	27.764 +0.248	18.800	1'39.284 1'39.744	15	0.460
14	19 A. BAUTISTA	ESP	Ducati Panigale V4R	29.386 +0.211	23.261	27.926	18.739	1'39.312 1'39.523	12	0.211
15	31 G. GERLOFF	USA	Kawasaki ZX-10RR	29.514 +0.124	23.433 +0.013	27.822	18.743	1'39.512 1'39.649	14	0.137
16	97 X. VIERGE	ESP	Yamaha YZF R1	29.622	23.291 +0.092	27.964	18.854	1'39.731 1'39.823	16	0.092
17	87 R. GARDNER	AUS	Yamaha YZF R1	29.658 +0.074	23.247	27.981 +0.099	18.888 +0.027	1'39.774 1'39.974	17	0.200
18	46 T. BRIDEWELL	GBR	Ducati Panigale V4R	29.831	23.491	27.916 +0.089	18.815 +0.007	1'40.053 1'40.149	18	0.096
19	54 B. SOFUOGLU	TUR	Yamaha YZF R1	29.916	23.342	28.044 +0.051	18.958 +0.159	1'40.260 1'40.470	19	0.210
20	13 M. RATO	ITA	Yamaha YZF R1	29.990 +0.069	23.663	28.130 +0.023	18.935	1'40.718 1'40.810	21	0.092
21	35 S. CHANTRA	THA	Honda CBR1000RR-R SP	30.006	23.398	28.330	19.013	1'40.747 1'40.747	20	
22	92 Y. KUNII	JPN	Honda CBR1000RR-R SP	30.031	23.692 +0.019	28.442 +0.115	19.117 +0.022	1'41.282 1'41.438	22	0.156
Overall Ideal Time				29.253	22.934	27.510	18.404	1'38.101		

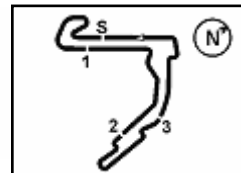
02/05/2026

These data/results cannot be reproduced, stored and/or transmitted in whole or in part by any manner of electronic, mechanical, photocopying, recording, broadcasting or otherwise now known or herein after developed without the previous express consent by the copyright owner, except for reproduction in daily press and regular printed publications on sale to the public within 60 days of the event related to those data/results and always provided that copyright symbol appears together as follows below.

© DORNA WSBK ORGANIZATION Srl 2026

FICR PERUGIA TIMING





Motul Hungarian Round, 1-3 May 2026

Chronological Analysis Free Practice 3rd Session

Balaton Park Circuit 4.075 m

1 / 3

1° 11 N. BULEGA [1'38.339]							
Lap	Seg1	Seg2	Seg3	Seg4	Lap Time	km/h	Local Time
		24.516	28.504	18.683			9:43'03.619
1	29.504	22.934	27.673	18.404	1'38.515	275,5	9:44'42.134
2	29.288	23.006	27.510	18.535	1'38.339	278,4	9:46'20.473
3	29.411	22.950	27.793	18.865	1'39.019	276,2	9:47'59.492
4	29.291	23.061	27.603	18.601	1'38.556	275,5	9:49'38.048
5	29.395	23.211	27.801	18.489	1'38.896	277,6	9:51'16.944
6	29.323	23.199	27.695	18.529	1'38.746	275,5	9:52'55.690
7	29.442	23.226	27.673	18.505	1'38.846	275,5	9:54'34.536
8	29.448	23.113	27.581	18.501	1'38.643	276,9	9:56'13.179
9	29.449	23.068	27.632	18.523	1'38.672	278,4	9:57'51.851
10	29.415	23.199	27.577	18.615	1'38.806	276,9	9:59'30.657
11	29.594	25.877	29.719	19.250	1'44.440	278,4	10:01'15.097

8	29.442	23.238	27.604	18.808	1'39.092	276,9	9:58'51.496
9	29.415	23.087	27.741	18.713	1'38.956	275,5	10:00'30.452

6° 88 M. OLIVEIRA [1'38.986]							
Lap	Seg1	Seg2	Seg3	Seg4	Lap Time	km/h	Local Time
		24.452	29.055	19.583			9:42'03.813
1	29.799	23.370	27.990	18.856	1'40.015	277,6	9:43'43.828
2	29.718	25.410	28.389	18.852	1'42.369	278,4	9:45'26.197
3	29.534	23.221	28.225	18.920	1'39.900	278,4	9:47'06.097
4	29.669	23.235	28.176	18.804	1'39.884	277,6	9:48'45.981
5	30.865	25.470	28.400	32.386	1'57.121CP	276,2	9:50'43.102
6	3'12.094	23.901	28.403	18.883	4'23.281P		9:55'06.383
7	29.543	29.236	29.793	19.338	1'47.910	275,5	9:56'54.293
8	29.410	23.110	27.831	18.635	1'38.986	277,6	9:58'33.279
9	29.535	23.067	27.877	18.696	1'39.175	276,9	10:00'12.454

2° 7 I. LECUONA [1'38.473]							
Lap	Seg1	Seg2	Seg3	Seg4	Lap Time	km/h	Local Time
		26.173	28.798	19.024			9:42'44.642
1	29.582	23.181	28.262	18.771	1'39.796	278,4	9:44'24.438
2	29.604	23.239	27.625	18.713	1'39.181	278,4	9:46'03.619
3	29.552	23.203	27.632	19.983	1'40.370C	276,2	9:47'43.989
4	29.595	23.207	32.336	33.973	1'59.111CP	277,6	9:49'43.100
5	4'45.147	23.468	27.776	18.608	5'54.999P		9:55'38.099
6	29.375	22.982	27.582	18.534	1'38.473	278,4	9:57'16.572
7	29.397	23.159	27.617	18.597	1'38.770	279,1	9:58'55.342
8	29.552	23.272	27.692	18.893	1'39.409	277,6	10:00'34.751

7° 47 A. BASSANI [1'39.146]							
Lap	Seg1	Seg2	Seg3	Seg4	Lap Time	km/h	Local Time
		24.632	29.786	19.205			9:42'20.361
1	29.981	23.357	28.133	18.845	1'40.316	274,8	9:44'00.677
2	29.745	23.215	28.337	18.317	1'39.614C	276,2	9:45'40.291
3	29.870	23.391	27.810	18.680	1'39.751	273,4	9:47'20.042
4	30.590	24.323	29.011	33.481	1'57.405P	272,0	9:49'17.447
5	3'48.302	24.356	28.983	19.190	5'00.831P		9:54'18.278
6	29.683	23.238	27.906	18.631	1'39.458	272,0	9:55'57.736
7	29.475	23.210	27.816	18.645	1'39.146	274,8	9:57'36.882
8	31.672	25.210	30.191	21.413	1'48.486	276,9	9:59'25.368
9	30.035	23.486	28.189	18.874	1'40.584	272,0	10:01'05.952

3° 34 L. BALDASSARRI [1'38.603]							
Lap	Seg1	Seg2	Seg3	Seg4	Lap Time	km/h	Local Time
		25.228	28.807	19.309			9:41'49.872
1	29.676	23.228	27.683	18.719	1'39.306	274,1	9:43'29.178
2	29.565	23.309	27.784	18.560	1'39.218	274,8	9:45'08.396
3	31.493	24.756	31.526	34.534	2'02.309P	275,5	9:47'10.705
4	3'29.823	24.094	28.973	19.099	4'41.989P		9:51'52.694
5	29.253	23.144	27.597	18.609	1'38.603	275,5	9:53'31.297
6	29.398	30.793	29.619	19.141	1'48.951	275,5	9:55'20.248
7	29.357	23.033	27.967	20.211	1'40.568	274,8	9:57'00.816
8	29.464	23.234	27.782	18.699	1'39.179	275,5	9:58'39.995
9	29.508	23.165	27.939	18.885	1'39.497	272,7	10:00'19.492

8° 55 A. LOCATELLI [1'39.177]							
Lap	Seg1	Seg2	Seg3	Seg4	Lap Time	km/h	Local Time
		26.114	29.122	19.195			9:41'54.877
1	29.936	23.367	27.976	18.991	1'40.270	272,7	9:43'35.147
2	29.709	23.290	27.917	18.771	1'39.687	273,4	9:45'14.834
3	29.666	23.238	27.850	18.796	1'39.550	273,4	9:46'54.384
4	29.994	23.282	29.098	18.894	1'41.268	272,0	9:48'35.652
5	29.785	23.387	28.116	33.137	1'54.425P	274,8	9:50'30.077
6	4'35.616	23.442	28.019	18.964	5'46.041P		9:56'16.118
7	29.543	23.097	27.902	18.635	1'39.177	275,5	9:57'55.295
8	29.879	23.406	27.973	19.573	1'40.831	274,8	9:59'36.126
9	29.820	23.318	27.841	18.833	1'39.812	274,8	10:01'15.938

4° 5 Y. MONTELLA [1'38.766]							
Lap	Seg1	Seg2	Seg3	Seg4	Lap Time	km/h	Local Time
		25.637	30.462	19.712			9:41'55.788
1	29.836	23.633	28.259	18.822	1'40.550	277,6	9:43'36.338
2	29.576	23.264	27.993	18.870	1'39.703	278,4	9:45'16.041
3	29.672	23.243	27.950	18.759	1'39.624	277,6	9:46'55.665
4	29.503	23.062	27.947	18.704	1'39.216	269,3	9:48'34.881
5	29.732	23.175	27.902	33.042	1'53.851P	275,5	9:50'28.732
6	4'30.607	23.789	28.458	19.027	5'41.881P		9:56'10.613
7	29.400	22.950	27.801	18.615	1'38.766	276,9	9:57'49.379
8	29.528	23.277	27.875	18.682	1'39.362	276,9	9:59'28.741
9	32.984	24.669	32.898	19.173	1'49.724C	276,2	10:01'18.465

9° 67 A. SURRA [1'39.223]							
Lap	Seg1	Seg2	Seg3	Seg4	Lap Time	km/h	Local Time
		23.869	28.392	19.063			9:42'00.101
1	29.833	23.663	28.040	18.959	1'40.495	273,4	9:43'40.596
2	29.820	23.501	27.991	18.717	1'40.029	274,8	9:45'20.625
3	29.723	23.387	27.904	18.716	1'39.730	274,8	9:47'00.355
4	30.536	23.741	28.855	34.137	1'57.269P	275,5	9:48'57.624
5	5'30.901	23.507	27.764	18.762	6'40.934P		9:55'38.558
6	29.546	23.292	27.739	18.646	1'39.223	276,2	9:57'17.781
7	29.610	23.417	27.897	18.702	1'39.626	276,2	9:58'57.407
8	29.702	23.381	27.897	19.293	1'40.273C	274,8	10:00'37.680

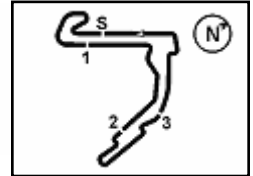
5° 14 S. LOWES [1'38.956]							
Lap	Seg1	Seg2	Seg3	Seg4	Lap Time	km/h	Local Time
		25.493	29.358	19.089			9:42'35.355
1	29.740	23.528	27.985	19.466	1'40.719	276,2	9:44'16.074
2	29.516	23.325	27.919	18.730	1'39.490	276,2	9:45'55.564
3	29.668	27.320	28.774	20.080	1'45.842C	276,9	9:47'41.406
4	29.520	23.547	28.226	18.732	1'40.025	274,8	9:49'21.431
5	29.617	23.269	27.740	18.938	1'39.564	274,8	9:51'00.995
6	30.788	25.246	29.750	34.911	2'00.695P	274,8	9:53'01.690
7	2'58.455	24.840	28.517	18.902	4'10.714P		9:57'12.404

10° 95 T. MACKENZIE [1'39.373]							
Lap	Seg1	Seg2	Seg3	Seg4	Lap Time	km/h	Local Time
		26.007	29.445	19.287			9:42'18.852
1	29.958	23.838	28.184	18.941	1'40.921	274,1	9:43'59.773
2	34.020	23.989	28.754	19.123	1'45.886	268,0	9:45'45.659
3	29.522	23.595	28.033	18.664	1'39.814C	274,8	9:47'25.473
4	31.730	24.202	32.408	33.660	2'02.000CP	273,4	9:49'27.473
5	4'28.416	23.998	28.310	18.773	5'39.497CP		9:55'06.970
6	29.498	23.458	35.514	19.583	1'48.053	275,5	9:56'55.023

02/05/2026 P = Pits In/Out - C = Lap Time Cancelled

These data/results cannot be reproduced, stored and/or transmitted in whole or in part by any manner of electronic, mechanical, photocopying, recording, broadcasting or otherwise now known or herein after developed without the previous express consent by the copyright owner, except for reproduction in daily press and regular printed publications on sale to the public within 60 days of the event related to those data/results and always provided that copyright symbol appears together as follows below.

© DORNA WSBK ORGANIZATION Srl 2026



Motul Hungarian Round, 1-3 May 2026
Chronological Analysis Free Practice 3rd Session

7	29.425	23.399	27.898	18.651	1'39.373	276,9	9:58'34.396	6	29.390	23.330	27.764	18.803	1'39.287C	276,2	9:59'55.597
8	29.576	23.316	27.883	18.762	1'39.537	275,5	10:00'13.933	7	29.956	29.277	28.761	19.096	1'47.090	274,1	10:01'42.687

11° 62 S. MANZI [1'39.489]								16° 97 X. VIERGE [1'39.823]							
Lap	Seg1	Seg2	Seg3	Seg4	Lap Time	km/h	Local Time	Lap	Seg1	Seg2	Seg3	Seg4	Lap Time	km/h	Local Time
		24.898	29.100	19.514			9:42'05.840			24.566	28.947	19.468			9:42'03.991
1	29.996	23.576	28.234	19.018	1'40.824	272,7	9:43'46.664	1	29.929	23.510	28.072	18.959	1'40.470	276,2	9:43'44.461
2	30.111	23.709	28.138	18.697	1'40.655C	273,4	9:45'27.319	2	29.749	23.411	28.198	18.934	1'40.292	275,5	9:45'24.753
3	29.881	23.493	28.129	18.937	1'40.440	274,1	9:47'07.759	3	29.788	23.291	28.087	18.884	1'40.050	274,8	9:47'04.803
4	29.728	23.301	28.139	18.867	1'40.035	273,4	9:48'47.794	4	30.133	23.706	31.385	36.108	2'01.332CP	274,1	9:49'06.135
5	32.656	24.647	32.246	33.848	2'03.397P	269,3	9:50'51.191	5	4'15.531	24.118	29.152	20.103	5'28.904P		9:54'35.039
6	4'09.187	23.547	28.255	18.940	5'19.929P		9:56'11.120	6	29.622	23.383	27.964	18.854	1'39.823	275,5	9:56'14.862
7	29.596	23.092	27.952	18.849	1'39.489	272,7	9:57'50.609	7	32.802	23.456	31.805	25.592	1'53.655C	274,1	9:58'08.517
8	34.942	23.411	27.978	19.138	1'45.469	272,7	9:59'36.078	8	29.793	24.689	28.439	19.183	1'42.104	276,2	9:59'50.621
9	30.037	23.410	27.807	18.759	1'40.013	270,7	10:01'16.091	9	31.845	27.601	28.401	19.317	1'47.164	273,4	10:01'37.785

12° 19 A. BAUTISTA [1'39.523]								17° 87 R. GARDNER [1'39.974]							
Lap	Seg1	Seg2	Seg3	Seg4	Lap Time	km/h	Local Time	Lap	Seg1	Seg2	Seg3	Seg4	Lap Time	km/h	Local Time
		26.034	29.269	19.391			9:42'27.685			24.509	30.117	21.717			9:42'01.115
1	30.645	23.699	28.242	19.050	1'41.636	278,4	9:44'09.321	1	30.200	23.660	28.243	19.076	1'41.179	270,7	9:43'42.294
2	29.810	23.597	28.202	18.965	1'40.574	279,1	9:45'49.895	2	30.219	23.590	28.284	19.081	1'41.174	270,7	9:45'23.468
3	29.740	23.300	27.965	18.915	1'39.920	281,3	9:47'29.815	3	30.041	23.288	28.436	21.759	1'43.524C	270,7	9:47'06.992
4	31.052	23.432	28.135	33.317	1'55.936P	279,1	9:49'25.751	4	29.956	23.262	28.349	19.045	1'40.612	271,4	9:48'47.604
5	5'26.740	23.824	28.212	18.818	6'37.594P		9:56'03.345	5	33.895	27.359	29.061	33.984	2'04.299P	270,0	9:50'51.903
6	29.386	23.418	27.980	18.987	1'39.771	279,8	9:57'43.116	6	3'52.301	24.532	31.372	23.992	5'12.197CP		9:56'04.100
7	29.580	27.323	30.735	18.748	1'46.386	279,1	9:59'29.502	7	29.658	23.517	27.981	18.888	1'40.044	272,7	9:57'44.144
8	29.597	23.261	27.926	18.739	1'39.523	279,1	10:01'09.025	8	29.732	23.247	28.080	18.915	1'39.974	272,7	9:59'24.118
								9	29.951	28.565	34.855	19.789	1'53.160C	267,3	10:01'17.278

13° 9 D. PETRUCCI [1'39.533]								18° 46 T. BRIDEWELL [1'40.149]							
Lap	Seg1	Seg2	Seg3	Seg4	Lap Time	km/h	Local Time	Lap	Seg1	Seg2	Seg3	Seg4	Lap Time	km/h	Local Time
		23.687	28.853	19.514			9:42'21.170			25.102	28.960	19.255			9:42'06.123
1	30.360	23.415	28.527	19.097	1'41.399	274,1	9:44'02.569	1	30.052	23.983	28.253	19.463	1'41.751	279,8	9:43'47.874
2	29.945	24.890	29.009	20.100	1'43.944	276,2	9:45'46.513	2	31.704	23.827	28.067	18.900	1'42.498	278,4	9:45'30.372
3	29.713	23.310	28.158	18.848	1'40.029	276,9	9:47'26.542	3	30.017	23.610	27.916	18.815	1'40.358	278,4	9:47'10.730
4	31.482	24.013	29.291	20.855	1'45.641	274,8	9:49'12.183	4	29.884	23.644	28.013	19.066	1'40.607	278,4	9:48'51.337
5	29.744	23.297	28.199	18.874	1'40.114	272,7	9:50'52.297	5	31.105	24.218	29.751	18.949	1'44.023C	277,6	9:50'35.360
6	29.764	23.329	27.936	18.909	1'39.938	270,7	9:52'32.235	6	29.877	23.623	27.957	18.839	1'40.296	273,4	9:52'15.656
7	30.703	25.312	29.400	34.833	2'00.248P	272,7	9:54'32.483	7	29.831	23.491	28.005	18.822	1'40.149	274,8	9:53'55.805
8	1'39.746	23.548	28.665	18.963	2'50.922P		9:57'23.405	8	33.536	23.929	28.274	18.920	1'44.659	274,1	9:55'40.464
9	29.451	23.100	28.188	18.794	1'39.533	272,7	9:59'02.938	9	29.995	24.351	30.031	18.995	1'43.372	276,9	9:57'23.836
10	29.598	23.200	28.026	18.942	1'39.766	274,1	10:00'42.704	10	30.009	23.639	28.100	18.886	1'40.634	279,1	9:59'04.470
								11	30.150	23.958	28.316	18.976	1'41.400	276,2	10:00'45.870

14° 31 G. GERLOFF [1'39.649]								19° 54 B. SOFUOGLU [1'40.470]							
Lap	Seg1	Seg2	Seg3	Seg4	Lap Time	km/h	Local Time	Lap	Seg1	Seg2	Seg3	Seg4	Lap Time	km/h	Local Time
		24.723	28.777	19.571			9:42'04.293			24.648	28.937	19.413			9:42'04.663
1	32.900	23.566	28.200	19.663	1'44.329	277,6	9:43'48.622	1	30.048	23.779	29.541	19.667	1'43.035C	273,4	9:43'47.698
2	30.139	23.535	28.091	18.822	1'40.587	277,6	9:45'29.209	2	30.077	23.650	28.295	19.174	1'41.196	271,4	9:45'28.894
3	29.811	23.541	27.866	18.845	1'40.063	276,2	9:47'09.272	3	30.118	23.737	28.339	19.167	1'41.361	270,0	9:47'10.255
4	34.485	23.536	27.918	18.771	1'44.710	274,8	9:48'53.982	4	33.434	24.403	29.170	33.936	2'00.943P	270,0	9:49'11.198
5	29.642	23.433	28.029	33.232	1'54.336P	271,4	9:50'48.318	5	4'46.727	23.566	27.562	18.949	5'56.804CP		9:55'08.002
6	4'27.634	23.969	28.934	19.436	5'39.973CP		9:56'28.291	6	29.920	23.416	28.185	19.029	1'40.550	271,4	9:56'48.552
7	29.638	23.446	27.822	18.743	1'39.649	274,8	9:58'07.940	7	30.033	23.481	28.044	18.958	1'40.516	267,3	9:58'29.068
8	29.514	23.458	28.051	18.890	1'39.913	274,1	9:59'47.853	8	29.916	23.342	28.095	19.117	1'40.470	267,3	10:00'09.538
9	29.798	23.965	28.371	19.054	1'41.188	274,8	10:01'29.041	9							268,7

15° 22 A. LOWES [1'39.744]								20° 35 S. CHANTRA [1'40.747]							
Lap	Seg1	Seg2	Seg3	Seg4	Lap Time	km/h	Local Time	Lap	Seg1	Seg2	Seg3	Seg4	Lap Time	km/h	Local Time
		24.698	29.833	19.273			9:42'36.688			24.770	29.529	19.291			9:42'14.271
1	29.859	23.461	28.125	18.805	1'40.250	274,1	9:44'16.938	1	30.159	23.572	28.898	19.108	1'41.737	272,0	9:43'56.008
2	29.577	23.352	27.986	18.836	1'39.751	276,2	9:45'56.689	2	30.183	23.544	28.409	19.585	1'41.721C	274,1	9:45'37.729
3	29.577	23.371	27.928	50.461	2'11.337CP	276,9	9:48'08.026	3	30.006	23.398	28.330	19.013	1'40.747	275,5	9:47'18.476
4	7'16.124	24.434	28.801	19.181	8'28.540P		9:56'36.566								
5	29.549	23.383	28.012	18.800	1'39.744	273,4	9:58'16.310								

02/05/2026

P = Pits In/Out - C = Lap Time Cancelled

These data/results cannot be reproduced, stored and/or transmitted in whole or in part by any manner of electronic, mechanical, photocopying, recording, broadcasting or otherwise now known or herein after developed without the previous express consent by the copyright owner, except for reproduction in daily press and regular printed publications on sale to the public within 60 days of the event related to those data/results and always provided that copyright symbol appears together as follows below.

© DORNA WSBK ORGANIZATION Srl 2026

Motul Hungarian Round, 1-3 May 2026

Chronological Analysis Free Practice 3rd Session

4	32.879	24.694	29.105	19.462	1'46.140	275,5	9:49'04.616
5	30.234	23.891	29.576	19.410	1'43.111	272,7	9:50'47.727
6	30.440	23.851	28.789	19.282	1'42.362	270,7	9:52'30.089
7	30.316	23.794	28.890	19.409	1'42.409	271,4	9:54'12.498
8	30.385	23.947	28.877	19.578	1'42.787	272,7	9:55'55.285
9	35.426	29.141	39.273	34.314	2'18.154CP	270,0	9:58'13.439

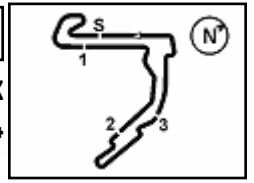
21°		13 M. RATO [140.810]					
Lap	Seg.1	Seg.2	Seg.3	Seg.4	Lap Time	km/h	Local Time
		24.678	29.042	19.436			9:42'04.944
1	29.990	23.866	28.397	19.099	1'41.352	274,1	9:43'46.296
2	33.432	23.957	28.778	18.986	1'45.153	271,4	9:45'31.449
3	30.059	23.663	28.153	18.935	1'40.810	272,0	9:47'12.259
4	30.690	24.205	28.937	34.197	1'58.029CP	272,0	9:49'10.288
5	4'48.303	23.849	27.642	18.901	5'58.695CP		9:55'08.983
6	30.001	23.830	28.130	19.148	1'41.109	271,4	9:56'50.092
7	30.014	23.902	32.557	18.947	1'45.420C	270,0	9:58'35.512
8	30.018	23.981	28.366	19.121	1'41.486	272,0	10:00'16.998

22°		92 Y. KUNII [141.438]					
Lap	Seg.1	Seg.2	Seg.3	Seg.4	Lap Time	km/h	Local Time
		24.854	29.545	19.636			9:42'15.811
1	30.462	24.150	28.935	19.286	1'42.833	270,7	9:43'58.644
2	30.334	24.033	28.643	19.211	1'42.221	273,4	9:45'40.865
3	30.180	23.891	28.513	19.160	1'41.744	276,2	9:47'22.609
4	31.125	24.188	28.806	35.796	1'59.915CP	272,7	9:49'22.524
5	4'06.166	24.601	29.687	19.482	5'19.936P		9:54'42.460
6	30.340	23.933	28.442	19.155	1'41.870	268,7	9:56'24.330
7	30.031	23.711	28.557	19.139	1'41.438	272,7	9:58'05.768
8	30.132	23.692	28.533	19.117	1'41.474	272,0	9:59'47.242
9	30.170	24.041	29.282	19.652	1'43.145	270,7	10:01'30.387

02/05/2026 P = Pits In/Out - C = Lap Time Cancelled

These data/results cannot be reproduced, stored and/or transmitted in whole or in part by any manner of electronic, mechanical, photocopying, recording, broadcasting or otherwise now known or herein after developed without the previous express consent by the copyright owner, except for reproduction in daily press and regular printed publications on sale to the public within 60 days of the event related to those data/results and always provided that copyright symbol appears together as follows below.

© DORNA WSBK ORGANIZATION Srl 2026



Motul Hungarian Round, 1-3 May 2026

Best Laps & Speeds

No.	Rider Bike	Nat	Best Lap		FP1		FP2		FP3										
			LL	SPD	LL	SPD	LL	SPD	LL	SPD									
1	11 N. BULEGA Ducati Panigale V4R	ITA	1'38.339 49 279,1		1'39.697 19 279,1		1'38.963 19 277,6		1'38.339 11 278,4										
2	7 I. LECUONA Ducati Panigale V4R	ESP	1'38.473 46 282,0		1'39.454 19 281,3		1'38.860 19 282,0		1'38.473 8 279,1										
3	34 L. BALDASSARRI Ducati Panigale V4R	ITA	1'38.603 49 276,2		1'40.242 20 274,8		1'39.297 20 276,2		1'38.603 9 275,5										
4	5 Y. MONTELLA Ducati Panigale V4R	ITA	1'38.766 47 278,4		1'40.768 17 275,5		1'39.481 21 276,2		1'38.766 9 278,4										
5	14 S. LOWES Ducati Panigale V4R	GBR	1'38.956 48 277,6		1'39.922 18 277,6		1'39.001 21 277,6		1'38.956 9 276,9										
6	88 M. OLIVEIRA BMW M 1000 RR	POR	1'38.986 44 278,4		1'40.593 17 277,6		1'39.684 18 276,9		1'38.986 9 278,4										
7	47 A. BASSANI bimota KB998 Rimini	ITA	1'39.146 44 276,9		1'40.928 18 275,5		1'39.799 17 276,2		1'39.146 9 276,9										
8	55 A. LOCATELLI Yamaha YZF R1	ITA	1'39.177 44 278,4		1'41.066 17 278,4		1'39.974 18 274,1		1'39.177 9 275,5										
9	67 A. SURRA Ducati Panigale V4R	ITA	1'39.223 41 276,9		1'40.961 17 276,9		1'39.382 16 276,2		1'39.223 8 276,2										
10	95 T. MACKENZIE Ducati Panigale V4R	GBR	1'39.373 41 278,4		1'40.882 15 276,9		1'39.815 18 278,4		1'39.373 8 276,9										
11	62 S. MANZI Yamaha YZF R1	ITA	1'39.489 43 274,1		1'41.413 15 271,4		1'40.265 19 272,0		1'39.489 9 274,1										
12	19 A. BAUTISTA Ducati Panigale V4R	ESP	1'39.523 41 281,3		1'41.212 14 279,8		1'39.525 19 279,1		1'39.523 8 281,3										
13	9 D. PETRUCCI BMW M 1000 RR	ITA	1'39.533 38 276,9		1'41.296 18 270,7		1'40.164 10 276,2		1'39.533 10 276,9										
14	22 A. LOWES bimota KB998 Rimini	GBR	1'39.584 44 279,1		1'40.416 17 277,6		1'39.584 20 279,1		1'39.744 7 276,9										
15	31 G. GERLOFF Kawasaki ZX-10RR	USA	1'39.649 44 277,6		1'40.576 17 272,0		1'39.991 18 276,2		1'39.649 9 277,6										
16	97 X. VIERGE Yamaha YZF R1	ESP	1'39.823 48 277,6		1'40.905 20 276,9		1'40.254 19 277,6		1'39.823 9 276,2										
17	46 T. BRIDEWELL Ducati Panigale V4R	GBR	1'39.935 46 279,8		1'41.490 18 275,5		1'39.935 17 278,4		1'40.149 11 279,8										
18	87 R. GARDNER Yamaha YZF R1	AUS	1'39.974 45 272,7		1'41.361 18 272,0		1'40.420 18 272,7		1'39.974 9 272,7										
19	54 B. SOFUOGLU Yamaha YZF R1	TUR	1'40.470 48 273,4		1'41.471 18 271,4		1'40.801 22 272,0		1'40.470 8 273,4										
20	35 S. CHANTRA Honda CBR1000RR-R SP	THA	1'40.747 49 276,9		1'42.401 20 275,5		1'40.914 20 276,9		1'40.747 9 275,5										
21	13 M. RATO Yamaha YZF R1	ITA	1'40.810 45 274,1		1'42.066 20 270,0		1'41.088 17 269,3		1'40.810 8 274,1										
22	92 Y. KUNII Honda CBR1000RR-R SP	JPN	1'41.438 52 276,2		1'43.425 21 273,4		1'42.121 22 272,7		1'41.438 9 276,2										

02/05/2026

These data/results cannot be reproduced, stored and/or transmitted in whole or in part by any manner of electronic, mechanical, photocopying, recording, broadcasting or otherwise now known or herein after developed without the previous express consent by the copyright owner, except for reproduction in daily press and regular printed publications on sale to the public within 60 days of the event related to those data/results and always provided that copyright symbol appears together as follows below.

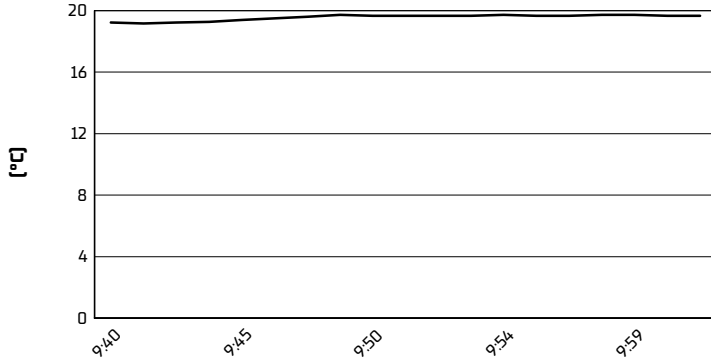
© DORNA WSBK ORGANIZATION Srl 2026

FICR PERUGIA TIMING

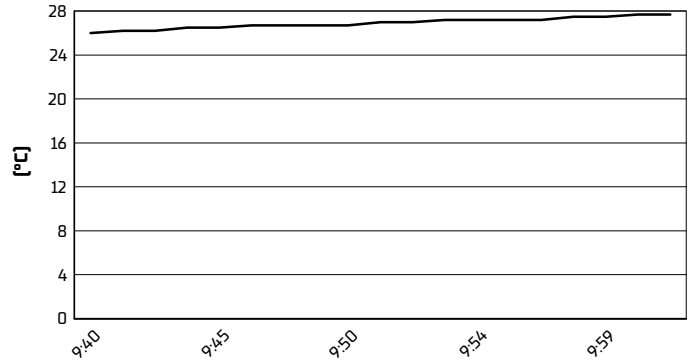


Motul Hungarian Round, 1-3 May 2026
Weather Report Free Practice 3rd Session
Session started 09:40 - Session ended 10:03

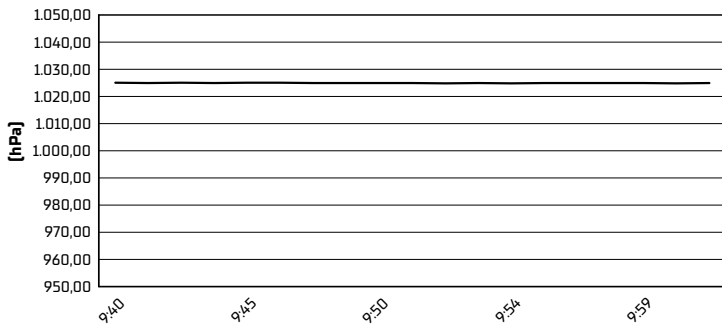
Air Temperature



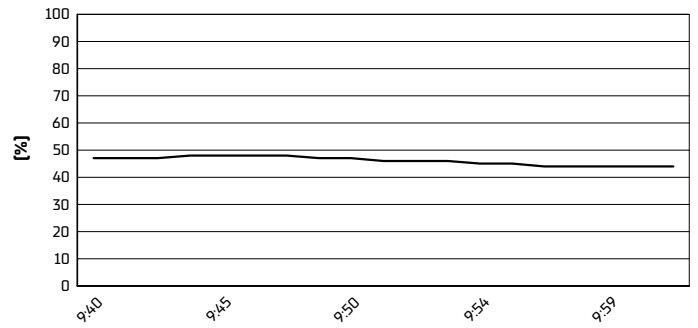
Track Temperature



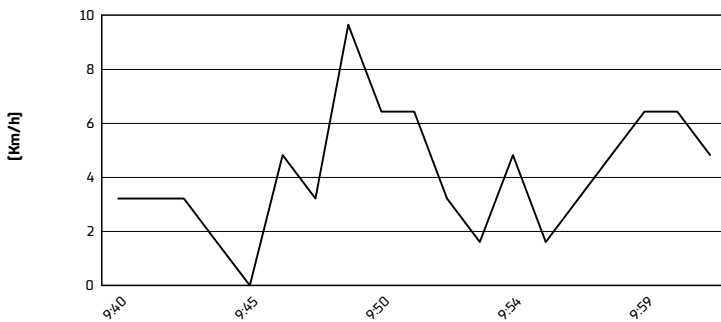
Air Pressure



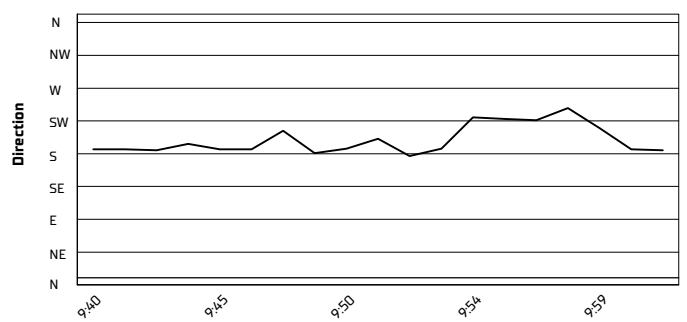
Humidity



Wind Speed



Wind Direction



02/05/2026

These data/results cannot be reproduced, stored and/or transmitted in whole or in part by any manner of electronic, mechanical, photocopying, recording, broadcasting or otherwise now known or herein after developed without the previous express consent by the copyright owner, except for reproduction in daily press and regular printed publications on sale to the public within 60 days of the event related to those data/results and always provided that copyright symbol appears together as follows below.

© DORNA WSBK ORGANIZATION Srl 2026