

Motul Hungarian Round, 1-3 May 2026

Results Warm Up

No.	Rider	Nat	Team	Bike	Class	Time	Gap	Rel.	Laps	Speed	
										Avg	Max
1	11 N. BULEGA	ITA	Aruba.it Racing - Ducati	Ducati Panigale V4R		1'38.215			5	149,366	279,1
2	7 I. LECUONA	ESP	Aruba.it Racing - Ducati	Ducati Panigale V4R		1'38.565	0.350	0.350	5	148,836	282,7
3	14 S. LOWES	GBR	ELF Marc VDS Racing Team	Ducati Panigale V4R	IND	1'38.798	0.583	0.233	5	148,485	279,8
4	5 Y. MONTELLA	ITA	Barni Spark Racing Team	Ducati Panigale V4R	IND	1'39.003	0.788	0.205	5	148,177	277,6
5	22 A. LOWES	GBR	bimota by Kawasaki Racing Team	bimota KB998 Rimini		1'39.262	1.047	0.259	5	147,791	280,5
6	47 A. BASSANI	ITA	bimota by Kawasaki Racing Team	bimota KB998 Rimini		1'39.321	1.106	0.059	5	147,703	279,8
7	67 A. SURRA	ITA	Motocorsa Racing	Ducati Panigale V4R	IND	1'39.392	1.177	0.071	5	147,597	279,1
8	34 L. BALDASSARRI	ITA	Team Goeleven	Ducati Panigale V4R	IND	1'39.454	1.239	0.062	5	147,505	278,4
9	55 A. LOCATELLI	ITA	Pata Maxus Yamaha	Yamaha YZF R1		1'39.511	1.296	0.057	5	147,421	279,1
10	31 G. GERLOFF	USA	Kawasaki WorldSBK Team	Kawasaki ZX-10RR		1'39.588	1.373	0.077	5	147,307	279,8
11	95 T. MACKENZIE	GBR	MGM Optical Express Racing	Ducati Panigale V4R	IND	1'39.705	1.490	0.117	5	147,134	279,1
12	62 S. MANZI	ITA	GYTR GRT Yamaha WorldSBK Team	Yamaha YZF R1		1'39.717	1.502	0.012	5	147,116	275,5
13	97 X. VIERGE	ESP	Pata Maxus Yamaha	Yamaha YZF R1		1'39.725	1.510	0.008	5	147,105	276,9
14	87 R. GARDNER	AUS	GYTR GRT Yamaha WorldSBK Team	Yamaha YZF R1		1'39.772	1.557	0.047	5	147,035	275,5
15	19 A. BAUTISTA	ESP	Barni Spark Racing Team	Ducati Panigale V4R	IND	1'39.774	1.559	0.002	5	147,032	283,5
16	88 M. OLIVEIRA	POR	ROKIT BMW Motorrad WorldSBK Team	BMW M1000 RR		1'39.783	1.568	0.009	4	147,019	279,1
17	46 T. BRIDEWELL	GBR	Superbike Advocates	Ducati Panigale V4R	IND	1'40.022	1.807	0.239	5	146,668	279,1
18	9 D. PETRUCCI	ITA	ROKIT BMW Motorrad WorldSBK Team	BMW M1000 RR		1'40.095	1.880	0.073	5	146,561	275,5
19	13 M. RATO	ITA	Motocorsing WorldSBK Team	Yamaha YZF R1	IND	1'40.699	2.484	0.604	5	145,682	272,7
20	35 S. CHANTRA	THA	Honda HRC	Honda CBR1000RR-R SP		1'40.868	2.653	0.169	5	145,438	275,5
21	92 Y. KUNII	JPN	Honda HRC	Honda CBR1000RR-R SP		1'41.222	3.007	0.354	5	144,929	274,8
22	54 B. SOFUOGLU	TUR	Motocorsing WorldSBK Team	Yamaha YZF R1	IND	1'41.989	3.774	0.767	5	143,839	272,0

Qualifying Lap Time (105% of 1'38.215): 1'43.126

AIR	Humidity:	47%	Temp:	17°C
TRACK	Condition:	Dry	Temp:	25°C

Records	Pole	[SP]	2026	N.Bulega	1'38.094	149,550	Km/h
	Race	[RC1]	2026	N.Bulega	1'38.783	148,510	Km/h
	All Times	[SP]	2026	N.Bulega	1'38.094	149,550	Km/h

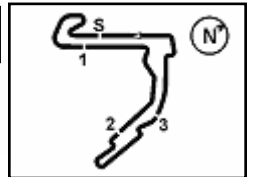
Start 09:20
End 09:31

The results are provisional until the end of the time limit for protests and appeals and the completion of the technical checks.

Clerk Of The Course: **Kocsik Tamas**
Publication Time: **09:35**

These data/results cannot be reproduced, stored and/or transmitted in whole or in part by any manner of electronic, mechanical, photocopying, recording, broadcasting or otherwise now known or herein after developed without the previous express consent by the copyright owner, except for reproduction in daily press and regular printed publications on sale to the public within 60 days of the event related to those data/results and always provided that copyright symbol appears together as follows below.

© DORNA WSBK ORGANIZATION Srl 2026



Motul Hungarian Round, 1-3 May 2026

Results Warm Up

Session Highlights

Local Time	No. Rider	Description
09.20.00		Start of Session
09.21.38	14 S. LOWES	#14 Current Lap Time Cancelled - Exceeded Track Limits - Turn 9
09.21.38	88 M. OLIVEIRA	#88 Current Lap Time Cancelled - Exceeded Track Limits - Turn 15
09.21.42	92 Y. KUNII	#92 Current Lap Time Cancelled - Exceeded Track Limits - Turn 15
09.21.52	92 Y. KUNII	#92 Lap Time Cancelled (First Lap) - Exceeded Track Limits - Turn 15
09.22.01	88 M. OLIVEIRA	#88 Lap Time Cancelled (First Lap) - Exceeded Track Limits - Turn 15
09.22.22	14 S. LOWES	#14 Lap Time Cancelled (First Lap) - Exceeded Track Limits - Turn 9
09.23.29	47 A. BASSANI	#47 Current Lap Time Cancelled - Exceeded Track Limits - Turn 15
09.23.38	47 A. BASSANI	#47 Lap Time Cancelled (1'39.764) - Exceeded Track Limits - Turn 15
09.23.40	35 S. CHANTRA	#35 Current Lap Time Cancelled - Exceeded Track Limits - Turn 15
09.23.50	35 S. CHANTRA	#35 Lap Time Cancelled (1'42.086) - Exceeded Track Limits - Turn 15
09.25.20	35 S. CHANTRA	#35 Current Lap Time Cancelled - Exceeded Track Limits - Turn 15
09.25.30	35 S. CHANTRA	#35 Lap Time Cancelled (1'40.315) - Exceeded Track Limits - Turn 15
09.26.23	87 R. GARDNER	#87 Current Lap Time Cancelled - Exceeded Track Limits - Turn 9
09.26.35	31 G. GERLOFF	#31 Current Lap Time Cancelled - Exceeded Track Limits - Turn 4
09.26.54	31 G. GERLOFF	#31 Lap Time Cancelled (1'39.793) - Exceeded Track Limits - Turn 4
09.27.09	87 R. GARDNER	#87 Lap Time Cancelled (1'49.224) - Exceeded Track Limits - Turn 9
09.27.14	7 I. LECUONA	#7 Current Lap Time Cancelled - Exceeded Track Limits - Turn 15
09.27.26	7 I. LECUONA	#7 Lap Time Cancelled (1'40.565) - Exceeded Track Limits - Turn 15
09.28.03	31 G. GERLOFF	#31 CHECK RACELINK GPS BEFORE SP RACE
09.28.17	97 X. VIERGE	#97 Current Lap Time Cancelled - Exceeded Track Limits - Turn 9
09.29.04	97 X. VIERGE	#97 Lap Time Cancelled (1'42.827) - Exceeded Track Limits - Turn 9
09.29.31	46 T. BRIDEWELL	#46 Current Lap Time Cancelled - Exceeded Track Limits - Turn 9
09.29.40	13 M. RATO	#13 Current Lap Time Cancelled - Exceeded Track Limits - Turn 9
09.30.20	46 T. BRIDEWELL	#46 Lap Time Cancelled (1'49.204) - Exceeded Track Limits - Turn 9
09.30.24	35 S. CHANTRA	#35 Current Lap Time Cancelled - Exceeded Track Limits - Turn 15
09.30.24	13 M. RATO	#13 Lap Time Cancelled (1'46.958) - Exceeded Track Limits - Turn 9
09.30.33	13 M. RATO	#13 Lap Time Cancelled (1'46.958) - Exceeded Track Limits - Turn 9
09.30.34	35 S. CHANTRA	#35 Lap Time Cancelled (1'40.730) - Exceeded Track Limits - Turn 15
09.31.59		End of Session

Fastest Laps Sequence

No.	Rider	Nat	Team	Bike	Local Time	Time	Gap	Avg
5	Y. MONTELLA	ITA	Barni Spark Racing Team	Ducati Panigale V4R	09:23'25.101	1'39.972		146,741
14	S. LOWES	GBR	ELF Marc VDS Racing Team	Ducati Panigale V4R	09:24'01.541	1'39.254	-0.718	147,803
11	N. BULEGA	ITA	Aruba.it Racing - Ducati	Ducati Panigale V4R	09:24'33.457	1'38.744	-0.510	148,566
11	N. BULEGA	ITA	Aruba.it Racing - Ducati	Ducati Panigale V4R	09:26'11.927	1'38.470	-0.274	148,979
11	N. BULEGA	ITA	Aruba.it Racing - Ducati	Ducati Panigale V4R	09:29'28.929	1'38.398	-0.072	149,088
11	N. BULEGA	ITA	Aruba.it Racing - Ducati	Ducati Panigale V4R	09:31'07.144	1'38.215	-0.183	149,366

03/05/2026 Start 09:20 End 09:31 The results are provisional until the end of the time limit for protests and appeals and the completion of the technical checks.

Clerk Of The Course: **Kocsik Tamas**
Publication Time: **09:35**

These data/results cannot be reproduced, stored and/or transmitted in whole or in part by any manner of electronic, mechanical, photocopying, recording, broadcasting or otherwise now known or herein after developed without the previous express consent by the copyright owner, except for reproduction in daily press and regular printed publications on sale to the public within 60 days of the event related to those data/results and always provided that copyright symbol appears together as follows below.

© DORNA WSBK ORGANIZATION Srl 2026

Motul Hungarian Round, 1-3 May 2026

Best Sectors & Speed Warm Up

BEST LAP		
1	11 N. BULEGA	Ducati Panigale V4R 1'38.215
2	7 I. LECUONA	Ducati Panigale V4R 1'38.565
3	14 S. LOWES	Ducati Panigale V4R 1'38.798
4	5 Y. MONTELLA	Ducati Panigale V4R 1'39.003
5	22 A. LOWES	bimota KB998 Rimini 1'39.262
6	47 A. BASSANI	bimota KB998 Rimini 1'39.321
7	67 A. SURRA	Ducati Panigale V4R 1'39.392
8	34 L. BALDASSARRI	Ducati Panigale V4R 1'39.454
9	55 A. LOCATELLI	Yamaha YZF R1 1'39.511
10	31 G. GERLOFF	Kawasaki ZX-10RR 1'39.588
11	95 T. MACKENZIE	Ducati Panigale V4R 1'39.705
12	62 S. MANZI	Yamaha YZF R1 1'39.717
13	97 X. VIERGE	Yamaha YZF R1 1'39.725
14	87 R. GARDNER	Yamaha YZF R1 1'39.772
15	19 A. BAUTISTA	Ducati Panigale V4R 1'39.774
16	88 M. OLIVEIRA	BMW M 1000 RR 1'39.783
17	46 T. BRIDEWELL	Ducati Panigale V4R 1'40.022
18	9 D. PETRUCCI	BMW M 1000 RR 1'40.095
19	13 M. RATO	Yamaha YZF R1 1'40.699
20	35 S. CHANTRA	Honda CBR1000RR-R SP 1'40.868
21	92 Y. KUNII	Honda CBR1000RR-R SP 1'41.222
22	54 B. SOFUOGLU	Yamaha YZF R1 1'41.989

SPEED		
1	19 A. BAUTISTA	Ducati Panigale V4R 283,5
2	7 I. LECUONA	Ducati Panigale V4R 282,7
3	22 A. LOWES	bimota KB998 Rimini 280,5
4	14 S. LOWES	Ducati Panigale V4R 279,8
5	31 G. GERLOFF	Kawasaki ZX-10RR 279,8
6	47 A. BASSANI	bimota KB998 Rimini 279,8
7	55 A. LOCATELLI	Yamaha YZF R1 279,1
8	95 T. MACKENZIE	Ducati Panigale V4R 279,1
9	46 T. BRIDEWELL	Ducati Panigale V4R 279,1
10	11 N. BULEGA	Ducati Panigale V4R 279,1
11	88 M. OLIVEIRA	BMW M 1000 RR 279,1
12	67 A. SURRA	Ducati Panigale V4R 279,1
13	34 L. BALDASSARRI	Ducati Panigale V4R 278,4
14	5 Y. MONTELLA	Ducati Panigale V4R 277,6
15	97 X. VIERGE	Yamaha YZF R1 276,9
16	62 S. MANZI	Yamaha YZF R1 275,5
17	35 S. CHANTRA	Honda CBR1000RR-R SP 275,5
18	9 D. PETRUCCI	BMW M 1000 RR 275,5
19	87 R. GARDNER	Yamaha YZF R1 275,5
20	92 Y. KUNII	Honda CBR1000RR-R SP 274,8
21	13 M. RATO	Yamaha YZF R1 272,7
22	54 B. SOFUOGLU	Yamaha YZF R1 272,0

SEG. 1	
1	11 N. BULEGA 29.306
2	7 I. LECUONA 29.393
3	14 S. LOWES 29.441
4	5 Y. MONTELLA 29.454
5	22 A. LOWES 29.547
6	34 L. BALDASSARRI 29.590
7	47 A. BASSANI 29.590
8	31 G. GERLOFF 29.602
9	88 M. OLIVEIRA 29.674
10	67 A. SURRA 29.674
11	95 T. MACKENZIE 29.674
12	19 A. BAUTISTA 29.683
13	9 D. PETRUCCI 29.710
14	55 A. LOCATELLI 29.714
15	87 R. GARDNER 29.741
16	97 X. VIERGE 29.754
17	46 T. BRIDEWELL 29.786
18	62 S. MANZI 29.801
19	13 M. RATO 29.875
20	35 S. CHANTRA 29.986
21	92 Y. KUNII 30.144
22	54 B. SOFUOGLU 30.308

SEG. 2	
1	11 N. BULEGA 22.915
2	5 Y. MONTELLA 23.028
3	22 A. LOWES 23.049
4	7 I. LECUONA 23.077
5	14 S. LOWES 23.119
6	97 X. VIERGE 23.142
7	87 R. GARDNER 23.164
8	31 G. GERLOFF 23.175
9	62 S. MANZI 23.218
10	19 A. BAUTISTA 23.228
11	67 A. SURRA 23.254
12	34 L. BALDASSARRI 23.271
13	9 D. PETRUCCI 23.306
14	88 M. OLIVEIRA 23.311
15	47 A. BASSANI 23.318
16	55 A. LOCATELLI 23.326
17	95 T. MACKENZIE 23.358
18	46 T. BRIDEWELL 23.378
19	35 S. CHANTRA 23.451
20	92 Y. KUNII 23.602
21	13 M. RATO 23.741
22	54 B. SOFUOGLU 23.781

SEG. 3	
1	7 I. LECUONA 27.468
2	11 N. BULEGA 27.488
3	14 S. LOWES 27.558
4	67 A. SURRA 27.682
5	47 A. BASSANI 27.697
6	22 A. LOWES 27.704
7	55 A. LOCATELLI 27.709
8	5 Y. MONTELLA 27.737
9	34 L. BALDASSARRI 27.752
10	46 T. BRIDEWELL 27.793
11	95 T. MACKENZIE 27.882
12	31 G. GERLOFF 27.892
13	87 R. GARDNER 27.897
14	62 S. MANZI 27.913
15	88 M. OLIVEIRA 27.927
16	97 X. VIERGE 27.958
17	19 A. BAUTISTA 27.967
18	9 D. PETRUCCI 28.050
19	13 M. RATO 28.104
20	35 S. CHANTRA 28.230
21	92 Y. KUNII 28.307
22	54 B. SOFUOGLU 28.313

SEG. 4	
1	11 N. BULEGA 18.428
2	14 S. LOWES 18.576
3	5 Y. MONTELLA 18.577
4	7 I. LECUONA 18.588
5	67 A. SURRA 18.645
6	47 A. BASSANI 18.683
7	55 A. LOCATELLI 18.688
8	31 G. GERLOFF 18.714
9	46 T. BRIDEWELL 18.727
10	87 R. GARDNER 18.732
11	34 L. BALDASSARRI 18.740
12	95 T. MACKENZIE 18.745
13	22 A. LOWES 18.752
14	19 A. BAUTISTA 18.766
15	62 S. MANZI 18.785
16	97 X. VIERGE 18.836
17	9 D. PETRUCCI 18.859
18	88 M. OLIVEIRA 18.871
19	13 M. RATO 18.979
20	54 B. SOFUOGLU 19.108
21	92 Y. KUNII 19.127
22	35 S. CHANTRA 19.171

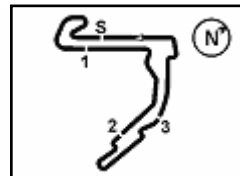
03/05/2026

These data/results cannot be reproduced, stored and/or transmitted in whole or in part by any manner of electronic, mechanical, photocopying, recording, broadcasting or otherwise now known or herein after developed without the previous express consent by the copyright owner, except for reproduction in daily press and regular printed publications on sale to the public within 60 days of the event related to those data/results and always provided that copyright symbol appears together as follows below.

© DORNA WSBK ORGANIZATION Srl 2026

FIGR PERUGIA TIMING





Motul Hungarian Round, 1-3 May 2026

Ideal Times Warm Up

No.	Rider	Nat	Bike	Seg. 1	Seg. 2	Seg. 3	Seg. 4	Ideal Time		
				Diff. 1	Diff. 2	Diff. 3	Diff. 4	Best Lap	Pos.	Diff.
1	11 N. BULEGA	ITA	Ducati Panigale V4R	29.306	22.915 +0.078	27.488	18.428	1'38.137 1'38.215	1	0.078
2	7 I. LECUONA	ESP	Ducati Panigale V4R	29.393	23.077 +0.039	27.468	18.588	1'38.526 1'38.565	2	0.039
3	14 S. LOWES	GBR	Ducati Panigale V4R	29.441	23.119 +0.058	27.558	18.576 +0.046	1'38.694 1'38.798	3	0.104
4	5 Y. MONTELLA	ITA	Ducati Panigale V4R	29.454 +0.130	23.028	27.737 +0.077	18.577	1'38.796 1'39.003	4	0.207
5	22 A. LOWES	GBR	bimota KB998 Rimini	29.547	23.049	27.704 +0.027	18.752 +0.183	1'39.052 1'39.262	5	0.210
6	67 A. SURRA	ITA	Ducati Panigale V4R	29.674	23.254 +0.133	27.682 +0.004	18.645	1'39.255 1'39.392	7	0.137
7	47 A. BASSANI	ITA	bimota KB998 Rimini	29.590	23.318	27.697	18.683 +0.033	1'39.288 1'39.321	6	0.033
8	34 L. BALDASSARRI	ITA	Ducati Panigale V4R	29.590	23.271	27.752 +0.004	18.740 +0.097	1'39.353 1'39.454	8	0.101
9	31 G. GERLOFF	USA	Kawasaki ZX-10RR	29.602 +0.133	23.175	27.892	18.714 +0.072	1'39.383 1'39.588	10	0.205
10	55 A. LOCATELLI	ITA	Yamaha YZF R1	29.714	23.326	27.709	18.688 +0.074	1'39.437 1'39.511	9	0.074
11	87 R. GARDNER	AUS	Yamaha YZF R1	29.741 +0.013	23.164 +0.076	27.897	18.732 +0.149	1'39.534 1'39.772	14	0.238
12	19 A. BAUTISTA	ESP	Ducati Panigale V4R	29.683	23.228 +0.030	27.967 +0.072	18.766 +0.028	1'39.644 1'39.774	15	0.130
13	95 T. MACKENZIE	GBR	Ducati Panigale V4R	29.674	23.358 +0.046	27.882	18.745	1'39.659 1'39.705	11	0.046
14	46 T. BRIDEWELL	GBR	Ducati Panigale V4R	29.786 +0.284	23.378	27.793	18.727 +0.054	1'39.684 1'40.022	17	0.338
15	97 X. VIERGE	ESP	Yamaha YZF R1	29.754 +0.035	23.142	27.958	18.836	1'39.690 1'39.725	13	0.035
16	62 S. MANZI	ITA	Yamaha YZF R1	29.801	23.218	27.913	18.785	1'39.717 1'39.717	12	
17	88 M. OLIVEIRA	POR	BMW M 1000 RR	29.674	23.311	27.927	18.871	1'39.783 1'39.783	16	
18	9 D. PETRUCCI	ITA	BMW M 1000 RR	29.710	23.306 +0.084	28.050 +0.033	18.859 +0.053	1'39.925 1'40.095	18	0.170
19	13 M. RATO	ITA	Yamaha YZF R1	29.875	23.741	28.104	18.979	1'40.699 1'40.699	19	
20	35 S. CHANTRA	THA	Honda CBR1000RR-R SP	29.986	23.451 +0.030	28.230	19.171	1'40.838 1'40.868	20	0.030
21	92 Y. KUNII	JPN	Honda CBR1000RR-R SP	30.144	23.602	28.307	19.127 +0.042	1'41.180 1'41.222	21	0.042
22	54 B. SOFUOGLU	TUR	Yamaha YZF R1	30.308 +0.149	23.781	28.313	19.108 +0.330	1'41.510 1'41.989	22	0.479
Overall Ideal Time				29.306	22.915	27.468	18.428	1'38.117		

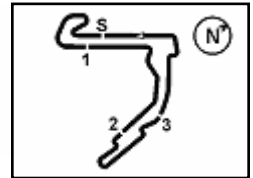
03/05/2026

These data/results cannot be reproduced, stored and/or transmitted in whole or in part by any manner of electronic, mechanical, photocopying, recording, broadcasting or otherwise now known or herein after developed without the previous express consent by the copyright owner, except for reproduction in daily press and regular printed publications on sale to the public within 60 days of the event related to those data/results and always provided that copyright symbol appears together as follows below.

© DORNA WSBK ORGANIZATION Srl 2026

FICR PERUGIA TIMING





Motul Hungarian Round, 1-3 May 2026
Chronological Analysis Warm Up

1° 11 N. BULEGA [1'38.215]							
Lap	Seg1	Seg2	Seg3	Seg4	Lap Time	km/h	Local Time
		24.640	28.270	18.603			9:22'54.713
1	29.486	23.029	27.725	18.504	1'38.744	277,6	9:24'33.457
2	29.375	23.048	27.560	18.487	1'38.470	279,1	9:26'11.927
3	29.426	22.915	27.732	18.531	1'38.604	279,1	9:27'50.531
4	29.377	23.003	27.533	18.485	1'38.398	278,4	9:29'28.929
5	29.306	22.993	27.488	18.428	1'38.215	279,1	9:31'07.144

2° 7 I. LECUONA [1'38.565]							
Lap	Seg1	Seg2	Seg3	Seg4	Lap Time	km/h	Local Time
		25.604	28.788	19.057			9:22'25.675
1	29.737	23.815	28.078	18.857	1'40.487	282,0	9:24'06.162
2	29.751	23.259	27.681	18.656	1'39.347	282,7	9:25'45.509
3	29.430	23.077	27.513	20.545	1'40.565C	282,0	9:27'26.074
4	32.192	23.397	28.453	18.949	1'42.991	282,7	9:29'09.065
5	29.393	23.116	27.468	18.588	1'38.565	281,3	9:30'47.630

3° 14 S. LOWES [1'38.798]							
Lap	Seg1	Seg2	Seg3	Seg4	Lap Time	km/h	Local Time
		25.390	28.578	18.932	C		9:22'22.287
1	29.572	23.196	27.682	18.804	1'39.254	279,1	9:24'01.541
2	31.363	23.492	28.623	19.133	1'42.611	279,8	9:25'44.152
3	29.441	23.177	27.558	18.622	1'38.798	279,1	9:27'22.950
4	29.478	23.159	27.707	18.576	1'38.920	278,4	9:29'01.870
5	29.445	23.119	27.750	18.599	1'38.913	278,4	9:30'40.783

4° 5 Y. MONTELLA [1'39.003]							
Lap	Seg1	Seg2	Seg3	Seg4	Lap Time	km/h	Local Time
		24.928	29.026	18.841			9:21'45.129
1	29.878	23.455	28.033	18.606	1'39.972	276,9	9:23'25.101
2	29.687	23.304	27.908	18.660	1'39.559	277,6	9:25'04.660
3	29.454	23.224	27.803	18.651	1'39.132	276,2	9:26'43.792
4	29.560	23.197	27.737	18.646	1'39.140	276,9	9:28'22.932
5	29.584	23.028	27.814	18.577	1'39.003	276,9	9:30'01.935

5° 22 A. LOWES [1'39.262]							
Lap	Seg1	Seg2	Seg3	Seg4	Lap Time	km/h	Local Time
		24.269	28.551	18.926			9:22'19.807
1	29.691	23.448	27.965	18.883	1'39.987	275,5	9:23'59.794
2	37.447	23.379	28.161	18.813	1'47.800	274,1	9:25'47.594
3	29.547	23.049	27.731	18.935	1'39.262	279,8	9:27'26.856
4	30.360	23.322	27.856	18.752	1'40.290	280,5	9:29'07.146
5	29.635	23.216	27.704	18.755	1'39.310	277,6	9:30'46.456

6° 47 A. BASSANI [1'39.321]							
Lap	Seg1	Seg2	Seg3	Seg4	Lap Time	km/h	Local Time
		25.354	30.593	19.880			9:21'58.793
1	30.112	23.536	27.885	18.231	1'39.764C	274,8	9:23'38.557
2	30.097	23.542	27.892	18.856	1'40.387	274,8	9:25'18.944
3	33.806	28.745	28.231	18.959	1'49.741	279,8	9:27'08.685
4	29.768	23.372	27.713	18.683	1'39.536	274,8	9:28'48.221
5	29.590	23.318	27.697	18.716	1'39.321	276,9	9:30'27.542

7° 67 A. SURRA [1'39.392]							
Lap	Seg1	Seg2	Seg3	Seg4	Lap Time	km/h	Local Time
		24.077	37.607	30.805			9:22'20.451
1	29.717	23.564	27.685	19.040	1'40.006	278,4	9:24'00.457
2	29.954	23.731	29.957	20.639	1'44.281	278,4	9:25'44.738
3	29.720	23.254	27.682	18.782	1'39.438	279,1	9:27'24.176
4	29.674	23.387	27.686	18.645	1'39.392	277,6	9:29'03.568
5	29.791	23.515	27.725	18.776	1'39.807	277,6	9:30'43.375

8° 34 L. BALDASSARRI [1'39.454]							
Lap	Seg1	Seg2	Seg3	Seg4	Lap Time	km/h	Local Time
		25.382	28.947	19.600			9:21'49.428
1	29.900	23.962	28.038	18.999	1'40.899	274,8	9:23'30.327
2	42.302	25.229	29.548	19.206	1'56.285	278,4	9:25'26.612
3	29.602	23.377	27.752	18.740	1'39.471	276,9	9:27'06.083
4	30.008	23.366	27.867	18.791	1'40.032	276,9	9:28'46.115
5	29.590	23.271	27.756	18.837	1'39.454	276,9	9:30'25.569

9° 55 A. LOCATELLI [1'39.511]							
Lap	Seg1	Seg2	Seg3	Seg4	Lap Time	km/h	Local Time
		24.178	30.217	19.898			9:21'48.747
1	29.916	23.521	27.974	18.849	1'40.260	274,8	9:23'29.007
2	29.872	23.685	28.016	18.773	1'40.346	274,1	9:25'09.353
3	30.956	23.786	30.485	18.850	1'44.077	274,8	9:26'53.430
4	29.744	23.326	27.834	18.688	1'39.592	277,6	9:28'33.022
5	29.714	23.326	27.709	18.762	1'39.511	279,1	9:30'12.533

10° 31 G. GERLOFF [1'39.588]							
Lap	Seg1	Seg2	Seg3	Seg4	Lap Time	km/h	Local Time
		24.886	29.032	19.178			9:21'54.470
1	29.661	23.793	28.414	18.908	1'40.776	274,1	9:23'35.246
2	29.602	23.427	27.945	18.979	1'39.953	276,9	9:25'15.199
3	29.663	23.406	27.854	18.870	1'39.793C	279,8	9:26'54.992
4	29.735	23.175	27.892	18.786	1'39.588	274,8	9:28'34.580
5	33.406	23.525	27.972	18.714	1'43.617	276,2	9:30'18.197

11° 95 T. MACKENZIE [1'39.705]							
Lap	Seg1	Seg2	Seg3	Seg4	Lap Time	km/h	Local Time
		25.781	29.545	19.872			9:21'49.183
1	29.849	24.023	28.099	18.752	1'40.723	278,4	9:23'29.906
2	29.856	23.371	28.051	18.785	1'40.063	279,1	9:25'09.969
3	29.699	23.378	27.990	18.754	1'39.821	277,6	9:26'49.790
4	35.399	23.358	28.054	18.826	1'45.637	277,6	9:28'35.427
5	29.674	23.404	27.882	18.745	1'39.705	278,4	9:30'15.132

12° 62 S. MANZI [1'39.717]							
Lap	Seg1	Seg2	Seg3	Seg4	Lap Time	km/h	Local Time
		25.209	29.163	19.235			9:21'51.599
1	29.898	23.648	28.280	18.845	1'40.671	275,5	9:23'32.270
2	29.995	23.415	28.038	18.828	1'40.276	275,5	9:25'12.546
3	29.801	23.218	27.913	18.785	1'39.717	275,5	9:26'52.263
4	29.945	23.322	27.995	18.814	1'40.076	274,8	9:28'32.339
5	29.842	23.250	27.914	18.830	1'39.836	274,8	9:30'12.175

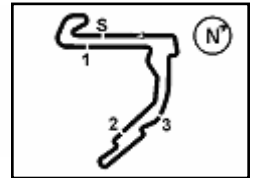
13° 97 X. VIERGE [1'39.725]							
Lap	Seg1	Seg2	Seg3	Seg4	Lap Time	km/h	Local Time
		24.468	36.010	35.356			9:22'21.050
1	29.838	23.268	28.072	18.981	1'40.159	276,2	9:24'01.209
2	29.840	23.405	28.092	18.836	1'40.173	276,9	9:25'41.382
3	29.754	23.470	27.985	18.983	1'40.192	274,8	9:27'21.574
4	29.843	23.202	30.978	18.804	1'42.827C	273,4	9:29'04.401
5	29.789	23.142	27.958	18.836	1'39.725	276,2	9:30'44.126

14° 87 R. GARDNER [1'39.772]							
Lap	Seg1	Seg2	Seg3	Seg4	Lap Time	km/h	Local Time
		24.999	29.313	22.568			9:21'59.415
1	30.190	23.564	28.055	19.012	1'40.821	274,1	9:23'40.236
2	29.909	23.231	28.018	18.732	1'39.890	270,0	9:25'20.126
3	32.424	26.548	31.194	19.058	1'49.224C	274,8	9:27'09.350
4	29.754	23.240	27.897	18.881	1'39.772	274,8	9:28'49.122

03/05/2026 P = Pits In/Out - C = Lap Time Cancelled

These data/results cannot be reproduced, stored and/or transmitted in whole or in part by any manner of electronic, mechanical, photocopying, recording, broadcasting or otherwise now known or herein after developed without the previous express consent by the copyright owner, except for reproduction in daily press and regular printed publications on sale to the public within 60 days of the event related to those data/results and always provided that copyright symbol appears together as follows below.

© DORNA WSBK ORGANIZATION Srl 2026



Motul Hungarian Round, 1-3 May 2026

Chronological Analysis Warm Up

5 29.741 23.164 29.691 19.648 1'42.244 **275,5** 9:30'31.366 5 **30.144** **23.602** **28.307** 19.169 **1'41.222** 272,7 9:30'32.980

15° 19 A. BAUTISTA [1'39.774]							
Lap	Seg.1	Seg.2	Seg.3	Seg.4	Lap Time	km/h	Local Time
		25.564	29.504	19.341			9:22'25.275
1	29.967	23.789	28.166	18.902	1'40.824	280,5	9:24'06.099
2	30.018	23.507	28.090	18.766	1'40.381	282,0	9:25'46.480
3	29.745	23.376	28.041	18.837	1'39.999	283,5	9:27'26.479
4	29.815	23.228	27.967	18.817	1'39.827	282,0	9:29'06.306
5	29.683	23.258	28.039	18.794	1'39.774	281,3	9:30'46.080

22° 54 B. SOFUOGLU [1'41.989]							
Lap	Seg.1	Seg.2	Seg.3	Seg.4	Lap Time	km/h	Local Time
		25.298	29.085	20.343			9:21'50.571
1	30.535	24.078	28.707	19.108	1'42.428	272,0	9:23'32.999
2	30.404	24.043	28.365	19.193	1'42.005	271,4	9:25'15.004
3	30.457	23.781	28.313	19.438	1'41.989	270,0	9:26'56.993
4	31.976	24.079	29.216	19.458	1'44.729	272,0	9:28'41.722
5	30.308	23.887	28.614	19.346	1'42.155	271,4	9:30'23.877

16° 88 M. OLIVEIRA [1'39.783]							
Lap	Seg.1	Seg.2	Seg.3	Seg.4	Lap Time	km/h	Local Time
		24.775	30.799	33.088		C	9:22'01.814
1	2'09.664	24.204	28.968	19.281	3'22.117P		9:25'23.931
2	30.000	23.780	28.227	19.122	1'41.129	278,4	9:27'05.060
3	29.674	23.311	27.927	18.871	1'39.783	279,1	9:28'44.843
4	31.762	24.910	29.662	19.989	1'46.323	278,4	9:30'31.166

17° 46 T. BRIDEWELL [1'40.022]							
Lap	Seg.1	Seg.2	Seg.3	Seg.4	Lap Time	km/h	Local Time
		25.342	28.751	19.311			9:21'49.772
1	30.008	23.901	28.045	19.016	1'40.970	278,4	9:23'30.742
2	30.070	23.378	27.793	18.781	1'40.022	279,1	9:25'10.764
3	30.054	23.548	27.860	18.727	1'40.189	278,4	9:26'50.953
4	29.835	23.408	27.950	18.873	1'40.066	278,4	9:28'31.019
5	29.786	25.881	34.235	19.302	1'49.204C	278,4	9:30'20.223

18° 9 D. PETRUCCI [1'40.095]							
Lap	Seg.1	Seg.2	Seg.3	Seg.4	Lap Time	km/h	Local Time
		24.160	28.442	18.982			9:22'55.551
1	30.740	23.475	28.121	19.012	1'41.348	274,8	9:24'36.899
2	29.710	23.390	28.083	18.912	1'40.095	275,5	9:26'16.994
3	29.887	23.588	28.050	18.859	1'40.384	274,8	9:27'57.378
4	29.712	23.306	28.161	18.918	1'40.097	274,1	9:29'37.475
5	31.127	23.621	28.113	18.863	1'41.724	274,1	9:31'19.199

19° 13 M. RATO [1'40.699]							
Lap	Seg.1	Seg.2	Seg.3	Seg.4	Lap Time	km/h	Local Time
		24.853	29.636	19.916			9:21'49.032
1	29.875	23.741	28.104	18.979	1'40.699	271,4	9:23'29.731
2	33.933	23.913	28.414	19.106	1'45.366	272,0	9:25'15.097
3	30.419	23.839	28.342	19.102	1'41.702	272,7	9:26'56.799
4	30.146	23.747	28.147	19.014	1'41.054	269,3	9:28'37.853
5	34.689	24.035	29.048	19.186	1'46.958C	271,4	9:30'24.811

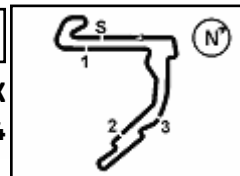
20° 35 S. CHANTRA [1'40.868]							
Lap	Seg.1	Seg.2	Seg.3	Seg.4	Lap Time	km/h	Local Time
		24.524	33.300	20.300			9:22'08.405
1	30.179	23.638	28.650	19.619	1'42.086C	272,7	9:23'50.491
2	30.091	23.451	28.496	18.277	1'40.315C	275,5	9:25'30.806
3	30.278	23.627	28.555	19.197	1'41.657	275,5	9:27'12.463
4	29.986	23.481	28.230	19.171	1'40.868	274,1	9:28'53.331
5	30.102	23.468	28.234	18.926	1'40.730C	272,7	9:30'34.061

21° 92 Y. KUNII [1'41.222]							
Lap	Seg.1	Seg.2	Seg.3	Seg.4	Lap Time	km/h	Local Time
		25.222	29.207	19.648		C	9:21'52.595
1	30.836	24.263	28.988	19.960	1'44.047	274,1	9:23'36.642
2	30.355	23.992	28.604	19.127	1'42.078	272,0	9:25'18.720
3	34.497	28.911	28.922	19.214	1'51.544	273,4	9:27'10.264
4	30.215	23.682	28.470	19.127	1'41.494	274,8	9:28'51.758

03/05/2026 P = Pits In/Out - C = Lap Time Cancelled

These data/results cannot be reproduced, stored and/or transmitted in whole or in part by any manner of electronic, mechanical, photocopying, recording, broadcasting or otherwise now known or herein after developed without the previous express consent by the copyright owner, except for reproduction in daily press and regular printed publications on sale to the public within 60 days of the event related to those data/results and always provided that copyright symbol appears together as follows below.

© DORNA WSBK ORGANIZATION Srl 2026



Motul Hungarian Round, 1-3 May 2026

Best Laps & Speeds

No.	Rider	Nat	Best Lap		FP1		FP2		FP3		SP		RC1		WUP	
			LL	SPD	LL	SPD	LL	SPD	LL	SPD	LL	SPD	LL	SPD	LL	SPD
1	11 N. BULEGA Ducati Panigale V4R	ITA	1'38.094 81 281,3		1'39.697 19 279,1	1'38.963 19 277,6	1'38.339 11 278,4	1'38.094 6 281,3	1'38.783 21 275,5	1'38.215 5 279,1						
2	7 I. LECUONA Ducati Panigale V4R	ESP	1'38.473 78 282,7		1'39.454 19 281,3	1'38.860 19 282,0	1'38.473 8 279,1	1'38.878 6 282,7	1'38.937 21 282,0	1'38.565 5 282,7						
3	34 L. BALDASSARRI Ducati Panigale V4R	ITA	1'38.603 61 279,8		1'40.242 20 274,8	1'39.297 20 276,2	1'38.603 9 275,5	1'38.702 6 279,8	1 278,4	1'39.454 5 278,4						
4	5 Y. MONTELLA Ducati Panigale V4R	ITA	1'38.719 79 281,3		1'40.768 17 275,5	1'39.481 21 276,2	1'38.766 9 278,4	1'38.719 6 281,3	1'39.653 21 276,9	1'39.003 5 277,6						
5	14 S. LOWES Ducati Panigale V4R	GBR	1'38.798 81 282,0		1'39.922 18 277,6	1'39.001 21 277,6	1'38.956 9 276,9	1'38.938 7 281,3	1'39.482 21 282,0	1'38.798 5 279,8						
6	88 M. OLIVEIRA BMW M 1000 RR	POR	1'38.867 75 285,0		1'40.593 17 277,6	1'39.684 18 276,9	1'38.986 9 278,4	1'38.867 6 285,0	1'39.526 21 279,8	1'39.783 4 279,1						
7	55 A. LOCATELLI Yamaha YZF R1	ITA	1'38.916 76 279,8		1'41.066 17 278,4	1'39.974 18 274,1	1'39.177 9 275,5	1'38.916 6 279,8	1'40.058 21 276,9	1'39.511 5 279,1						
8	67 A. SURRA Ducati Panigale V4R	ITA	1'39.051 73 280,5		1'40.961 17 276,9	1'39.382 16 276,2	1'39.223 8 276,2	1'39.051 6 280,5	1'39.843 21 275,5	1'39.392 5 279,1						
9	47 A. BASSANI bimota KB998 Rimini	ITA	1'39.146 75 279,8		1'40.928 18 275,5	1'39.799 17 276,2	1'39.146 9 276,9	1'39.606 5 277,6	1'39.847 21 279,8	1'39.321 5 279,8						
10	19 A. BAUTISTA Ducati Panigale V4R	ESP	1'39.202 73 283,5		1'41.212 14 279,8	1'39.525 19 279,1	1'39.523 8 281,3	1'39.202 6 283,5	1'39.361 21 283,5	1'39.774 5 283,5						
11	22 A. LOWES bimota KB998 Rimini	GBR	1'39.262 75 280,5		1'40.416 17 277,6	1'39.584 20 279,1	1'39.744 7 276,9	1'39.352 5 277,6	1'39.624 21 277,6	1'39.262 5 280,5						
12	95 T. MACKENZIE Ducati Panigale V4R	GBR	1'39.373 73 279,8		1'40.882 15 276,9	1'39.815 18 278,4	1'39.373 8 276,9	1'39.417 6 279,8	1'40.131 21 276,9	1'39.705 5 279,1						
13	31 G. GERLOFF Kawasaki ZX-10RR	USA	1'39.419 76 282,0		1'40.576 17 272,0	1'39.991 18 276,2	1'39.649 9 277,6	1'39.419 6 279,8	1'40.176 21 282,0	1'39.588 5 279,8						
14	62 S. MANZI Yamaha YZF R1	ITA	1'39.489 73 276,9		1'41.413 15 271,4	1'40.265 19 272,0	1'39.489 9 274,1	1'40.390 4 276,9	1'40.193 21 274,8	1'39.717 5 275,5						
15	9 D. PETRUCCI BMW M 1000 RR	ITA	1'39.533 68 276,9		1'41.296 18 270,7	1'40.164 10 276,2	1'39.533 10 276,9	1'39.533 4 276,2	1'40.218 21 276,9	1'40.095 5 275,5						
16	87 R. GARDNER Yamaha YZF R1	AUS	1'39.602 78 275,5		1'41.361 18 272,0	1'40.420 18 272,7	1'39.974 9 272,7	1'39.602 7 274,8	1'40.340 21 275,5	1'39.772 5 275,5						
17	97 X. VIERGE Yamaha YZF R1	ESP	1'39.725 80 281,3		1'40.905 20 276,9	1'40.254 19 277,6	1'39.823 9 276,2	1'40.204 6 281,3	1'40.229 21 275,5	1'39.725 5 276,9						
18	46 T. BRIDEWELL Ducati Panigale V4R	GBR	1'39.908 78 281,3		1'41.490 18 275,5	1'39.935 17 278,4	1'40.149 11 279,8	1'39.908 6 281,3	1'40.274 21 278,4	1'40.022 5 279,1						
19	13 M. RATO Yamaha YZF R1	ITA	1'40.340 76 275,5		1'42.066 20 270,0	1'41.088 17 269,3	1'40.810 8 274,1	1'40.340 5 275,5	1'41.466 21 268,0	1'40.699 5 272,7						
20	54 B. SOFUOGLU Yamaha YZF R1	TUR	1'40.470 79 274,8		1'41.471 18 271,4	1'40.801 22 272,0	1'40.470 8 273,4	1'40.731 5 274,8	1'41.156 21 270,0	1'41.989 5 272,0						
21	35 S. CHANTRA Honda CBR1000RR-R SP	THA	1'40.747 81 279,1		1'42.401 20 275,5	1'40.914 20 276,9	1'40.747 9 275,5	1'41.055 6 279,1	1'41.345 21 274,8	1'40.868 5 275,5						
22	92 Y. KUNII Honda CBR1000RR-R SP	JPN	1'41.196 84 277,6		1'43.425 21 273,4	1'42.121 22 272,7	1'41.438 9 276,2	1'41.196 6 277,6	1'41.236 21 272,0	1'41.222 5 274,8						

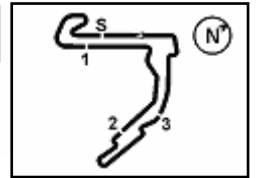
03/05/2026

These data/results cannot be reproduced, stored and/or transmitted in whole or in part by any manner of electronic, mechanical, photocopying, recording, broadcasting or otherwise now known or herein after developed without the previous express consent by the copyright owner, except for reproduction in daily press and regular printed publications on sale to the public within 60 days of the event related to those data/results and always provided that copyright symbol appears together as follows below.

© DORNA WSBK ORGANIZATION Srl 2026

FICR PERUGIA TIMING



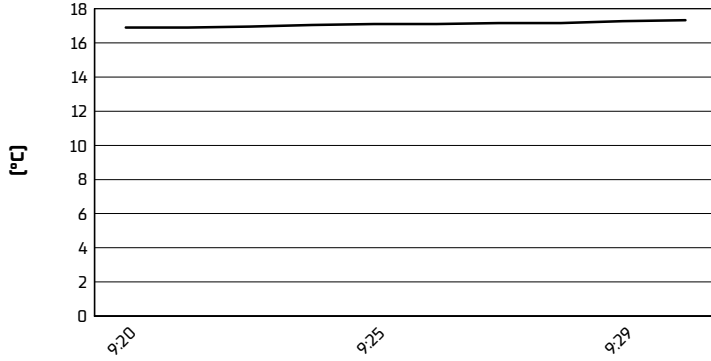


Motul Hungarian Round, 1-3 May 2026


Weather Report Warm Up

Session started 09:20 - Session ended 9:31


Air Temperature




Track Temperature



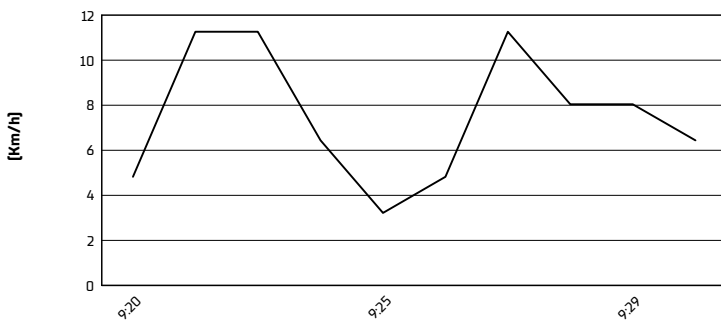
Air Pressure



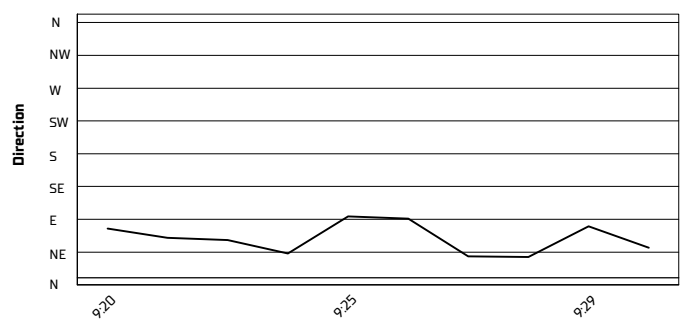
Humidity



Wind Speed



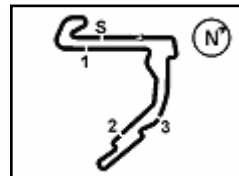
Wind Direction



03/05/2026

These data/results cannot be reproduced, stored and/or transmitted in whole or in part by any manner of electronic, mechanical, photocopying, recording, broadcasting or otherwise now known or herein after developed without the previous express consent by the copyright owner, except for reproduction in daily press and regular printed publications on sale to the public within 60 days of the event related to those data/results and always provided that copyright symbol appears together as follows below.

© DORNA WSBK ORGANIZATION Srl 2026



Motul Hungarian Round, 1-3 May 2026

Starting Grid - Tissot Superpole Race (10 Laps x 4,075 km = 40,750 km)

1	11	BULEGA N. Ducati	1'38.094	2	34	BALDASSARRI L. Ducati	1'38.702	3	5	MONTELLA Y. Ducati	1'38.719	
2	4	88	OLIVEIRA M. BMW	1'38.867	5	7	LECUONA I. Ducati	1'38.878	6	55	LOCATELLI A. Yamaha	1'38.916
3	7	14	LOWES S. Ducati	1'38.938	8	67	SURRA A. Ducati	1'39.051	9	19	BAUTISTA A. Ducati	1'39.202
4	10	22	LOWES A. bimota	1'39.352	11	95	MACKENZIE T. Ducati	1'39.417	12	31	GERLOFF G. Kawasaki	1'39.419
5	13	9	PETRUCCI D. BMW	1'39.533	14	87	GARDNER R. Yamaha	1'39.602	15	47	BASSANI A. bimota	1'39.606
6	16	46	BRIDEWELL T. Ducati	1'39.908	17	97	VIERGE X. Yamaha	1'40.204	18	13	RATO M. Yamaha	1'40.340
7	19	62	MANZI S. Yamaha	1'40.390	20	54	SOFUOGLU B. Yamaha	1'40.731	21	35	CHANTRA S. Honda	1'41.055
8	22	92	KUNII Y. Honda	1'41.196								