

**Motul Hungarian Round, 1-3 May 2026**  
**Chronological Analysis Race 1**

Start at 14:00'38.745

1 / 5

1° 53 V. DEBISE [1'42.850]								4° 52 J. ALCOBA [1'42.765]							
Lap	Seg1	Seg2	Seg3	Seg4	Lap Time	km/h	Local Time	Lap	Seg1	Seg2	Seg3	Seg4	Lap Time	km/h	Local Time
1		25.002	28.841	19.657	1'47.172	119,6	14:02'25.917	1		25.016	28.970	19.653	1'47.867	128,6	14:02'26.612
2	30.999	24.214	28.607	19.643	1'43.463	238,9	14:04'09.380	2	31.070	24.355	28.590	19.604	1'43.619	245,5	14:04'10.231
3	30.916	24.203	28.706	19.684	1'43.509	238,4	14:05'52.889	3	31.133	24.294	28.530	19.561	1'43.518	243,2	14:05'53.749
4	31.212	24.110	28.619	19.527	1'43.468	238,9	14:07'36.357	4	30.860	24.182	28.683	19.550	1'43.275	241,6	14:07'37.024
5	30.951	24.160	28.582	19.649	1'43.342	239,5	14:09'19.699	5	31.059	24.234	28.632	19.628	1'43.553	243,2	14:09'20.577
6	30.934	24.217	28.633	19.526	1'43.310	238,9	14:11'03.009	6	31.013	24.250	28.621	19.573	1'43.457	243,2	14:11'04.034
7	30.843	<b>24.007</b>	28.647	19.549	1'43.046	239,5	14:12'46.055	7	30.907	24.222	28.561	19.534	1'43.224	241,6	14:12'47.258
8	30.917	24.143	28.609	19.567	1'43.236	239,5	14:14'29.291	8	30.990	24.199	28.675	19.544	1'43.408	243,2	14:14'30.666
9	<b>30.794</b>	24.145	28.486	<b>19.459</b>	1'42.884	238,9	14:16'12.175	9	30.890	24.179	28.620	19.626	1'43.315	242,7	14:16'13.981
10	30.796	24.061	28.510	19.483	<b>1'42.850</b>	240,5	14:17'55.025	10	30.810	24.148	28.628	19.479	1'43.065	241,6	14:17'57.046
11	30.810	24.169	<b>28.470</b>	19.486	1'42.935	240,5	14:19'37.960	11	30.902	24.149	28.652	19.480	1'43.183	242,7	14:19'40.229
12	30.875	24.065	28.504	19.503	1'42.947	238,9	14:21'20.907	12	30.886	24.103	28.532	19.468	1'42.989	240,0	14:21'23.218
13	30.815	24.058	28.501	19.585	1'42.959	241,1	14:23'03.866	13	<b>30.777</b>	24.149	28.612	19.519	1'43.057	241,6	14:23'06.275
14	30.887	24.111	28.561	19.646	1'43.205	241,1	14:24'47.071	14	30.805	24.124	28.603	19.565	1'43.097	243,2	14:24'49.372
15	30.871	24.030	28.625	19.466	1'42.992	240,5	14:26'30.063	15	30.827	<b>24.027</b>	28.536	<b>19.461</b>	1'42.851	240,5	14:26'32.223
16	31.072	24.174	28.805	19.558	1'43.609	241,6	14:28'13.672	16	30.826	24.101	<b>28.349</b>	19.489	<b>1'42.765</b>	<b>246,6</b>	14:28'14.988
17	31.088	24.230	28.569	19.715	1'43.602	243,2	14:29'57.274	17	30.791	24.225	28.775	19.579	1'43.370	240,5	14:29'58.358
18	30.925	24.074	28.881	19.855	1'43.735	<b>244,9</b>	14:31'41.009	18	30.900	24.220	28.661	19.640	1'43.421	240,5	14:31'41.779
Race Time 31'02.264								Race Time 31'03.034							

2° 75 A. ARENAS [1'42.737]								5° 11 M. FERRARI [1'42.880]							
Lap	Seg1	Seg2	Seg3	Seg4	Lap Time	km/h	Local Time	Lap	Seg1	Seg2	Seg3	Seg4	Lap Time	km/h	Local Time
1		24.141	28.778	19.697	1'45.837	111,9	14:02'24.582	1		24.859	29.099	19.677	1'47.645	124,9	14:02'26.390
2	31.140	24.382	28.749	19.627	1'43.898	234,8	14:04'08.480	2	30.918	24.188	28.864	19.611	1'43.581	240,0	14:04'09.971
3	31.477	24.165	28.863	19.555	1'44.060	238,9	14:05'52.540	3	30.948	24.231	28.612	19.552	1'43.343	242,2	14:05'53.314
4	30.954	24.169	28.752	19.506	1'43.381	238,9	14:07'35.921	4	30.886	24.254	28.742	19.512	1'43.394	243,8	14:07'36.708
5	30.932	24.149	28.678	19.606	1'43.365	237,9	14:09'19.286	5	31.059	24.201	28.722	19.593	1'43.575	244,3	14:09'20.283
6	30.923	24.237	28.560	19.515	1'43.235	238,4	14:11'02.521	6	31.038	24.171	28.702	19.550	1'43.461	242,7	14:11'03.744
7	30.771	24.156	28.556	19.446	1'42.929	238,4	14:12'45.450	7	30.934	24.112	28.686	19.571	1'43.303	241,6	14:12'47.047
8	30.950	24.044	28.530	19.557	1'43.081	238,4	14:14'28.531	8	30.853	24.233	28.731	19.535	1'43.352	242,2	14:14'30.399
9	30.798	24.037	28.608	19.524	1'42.967	238,4	14:16'11.498	9	30.874	<b>24.088</b>	28.655	19.610	1'43.227	241,1	14:16'13.626
10	30.766	<b>23.988</b>	28.578	<b>19.405</b>	1'42.737	236,8	14:17'54.235	10	30.832	24.155	28.666	<b>19.454</b>	1'43.107	241,6	14:17'56.733
11	30.796	24.203	28.522	19.502	1'43.023	238,4	14:19'37.258	11	30.803	24.092	28.725	19.486	1'43.106	241,6	14:19'39.839
12	30.821	24.118	28.550	19.489	1'42.978	237,4	14:21'20.236	12	30.837	24.128	28.659	<b>19.454</b>	1'43.078	241,1	14:21'22.917
13	30.826	24.116	28.552	19.515	1'43.009	239,5	14:23'03.245	13	30.810	24.092	28.706	19.534	1'43.142	242,7	14:23'06.059
14	30.929	24.009	<b>28.454</b>	19.674	1'43.066	238,9	14:24'46.311	14	<b>30.747</b>	24.100	<b>28.557</b>	19.476	<b>1'42.880</b>	241,6	14:24'48.939
15	30.891	24.196	28.591	19.627	1'43.305	239,5	14:26'29.616	15	30.899	24.123	28.623	19.527	1'43.172	242,2	14:26'32.111
16	31.026	24.551	28.639	19.608	1'43.824	<b>242,7</b>	14:28'13.440	16	31.072	24.165	28.607	19.459	1'43.303	242,2	14:28'15.414
17	31.102	24.222	28.640	19.669	1'43.633	241,6	14:29'57.073	17	30.816	24.144	28.738	19.483	1'43.181	244,3	14:29'58.595
18	<b>30.742</b>	24.169	29.085	20.072	1'44.068	241,1	14:31'41.141	18	30.917	24.165	28.708	19.716	1'43.506	<b>245,5</b>	14:31'42.101
Race Time 31'02.396								Race Time 31'03.356							

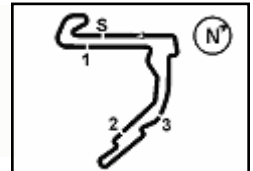
3° 61 C. ONCLU [1'42.841]								6° 65 P. DETTL [1'42.999]							
Lap	Seg1	Seg2	Seg3	Seg4	Lap Time	km/h	Local Time	Lap	Seg1	Seg2	Seg3	Seg4	Lap Time	km/h	Local Time
1		24.214	28.747	19.698	1'45.969	114,0	14:02'24.714	1		24.938	28.955	19.731	1'48.074	136,7	14:02'26.819
2	31.055	24.195	28.489	19.715	1'43.454	<b>240,5</b>	14:04'08.168	2	31.068	24.577	29.245	19.659	1'44.549	<b>244,9</b>	14:04'11.368
3	31.019	24.314	28.482	19.647	1'43.462	235,3	14:05'51.630	3	30.904	24.637	28.756	19.812	1'44.109	<b>244,9</b>	14:05'55.477
4	31.170	24.114	28.753	19.565	1'43.602	236,3	14:07'35.232	4	30.914	24.134	28.835	19.646	1'43.529	243,2	14:07'39.006
5	30.873	24.337	28.613	19.576	1'43.399	239,5	14:09'18.631	5	30.922	24.170	28.787	19.671	1'43.550	243,8	14:09'22.556
6	30.875	24.148	28.621	19.587	1'43.231	238,9	14:11'01.862	6	30.883	24.292	28.732	19.604	1'43.511	242,7	14:11'06.067
7	30.890	24.042	28.460	19.670	1'43.062	236,8	14:12'44.924	7	30.843	24.185	28.642	19.656	1'43.326	244,3	14:12'49.393
8	30.872	23.972	28.522	19.563	1'42.929	236,8	14:14'27.853	8	30.860	24.202	28.629	19.620	1'43.311	241,1	14:14'32.704
9	30.822	23.981	28.557	19.572	1'42.932	237,4	14:16'10.785	9	30.933	24.237	28.678	19.531	1'43.379	242,7	14:16'16.083
10	30.818	<b>23.904</b>	28.658	19.595	1'42.975	237,9	14:17'53.760	10	30.902	24.184	<b>28.555</b>	<b>19.529</b>	1'43.170	240,5	14:17'59.253
11	30.782	23.989	28.574	<b>19.496</b>	<b>1'42.841</b>	236,8	14:19'36.601	11	30.785	<b>24.110</b>	28.566	19.538	<b>1'42.999</b>	241,1	14:19'42.252
12	31.123	24.063	28.490	19.544	1'43.220	236,8	14:21'19.821	12	30.817	24.226	28.632	19.593	1'43.268	240,5	14:21'25.520
13	<b>30.699</b>	24.161	<b>28.397</b>	19.731	1'42.988	237,4	14:23'02.809	13	<b>30.749</b>	24.252	28.623	19.566	1'43.190	241,6	14:23'08.710
14	30.881	24.020	28.554	19.576	1'43.031	235,8	14:24'45.840	14	30.840	24.159	28.579	19.670	1'43.248C	241,1	14:24'51.958
15	30.965	24.268	28.687	19.714	1'43.634	235,8	14:26'29.474	15	30.891	24.201	28.604	19.688	1'43.384	241,6	14:26'35.342
16	31.226	24.276	28.610	19.684	1'43.796	235,8	14:28'13.270	16	30.915	24.438	28.694	19.661	1'43.708	241,1	14:28'19.050
17	30.924	24.128	28.718	19.712	1'43.482	235,3	14:29'56.752	17	30.885	24.403	28.687	19.599	1'43.574	241,1	14:30'02.624
18	30.843	24.133	29.346	20.312	1'44.634	234,3	14:31'41.386	18	30.834	24.551	29.031	19.804	1'44.220	242,2	14:31'46.844
Race Time 31'02.641								Race Time 31'08.099							

02/05/2026

P = Pits In/Out - C = Lap Time Cancelled

These data/results cannot be reproduced, stored and/or transmitted in whole or in part by any manner of electronic, mechanical, photocopying, recording, broadcasting or otherwise now known or herein after developed without the previous express consent by the copyright owner, except for reproduction in daily press and regular printed publications on sale to the public within 60 days of the event related to those data/results and always provided that copyright symbol appears together as follows below.

© DORNA WSBK ORGANIZATION Srl 2026



**Motul Hungarian Round, 1-3 May 2026**  
**Chronological Analysis Race 1**

Start at 14:00'38.745

7° 69 T. BOOTH-AMOS [1'42.985]								10° 40 M. CASADEI [1'43.285]							
Lap	Seg1	Seg2	Seg3	Seg4	Lap Time	km/h	Local Time	Lap	Seg1	Seg2	Seg3	Seg4	Lap Time	km/h	Local Time
1		25.268	29.539	20.123	1'49.988	157,7	14:02'28.733	1		25.147	29.420	20.282	1'49.621	146,1	14:02'28.366
2	31.409	24.445	28.904	19.585	1'44.343	243,8	14:04'13.076	2	31.007	24.341	28.756	19.629	1'43.733	241,1	14:04'12.099
3	31.188	24.383	28.816	19.622	1'44.009	242,7	14:05'57.085	3	31.077	24.494	28.719	19.744	1'44.034	240,5	14:05'56.133
4	31.014	24.300	28.683	<b>19.415</b>	1'43.412	241,6	14:07'40.497	4	30.962	24.271	28.748	19.686	1'43.667	240,0	14:07'39.800
5	30.901	24.194	28.628	19.662	1'43.385	242,7	14:09'23.882	5	30.983	24.307	28.806	19.770	1'43.866	239,5	14:09'23.666
6	31.060	24.221	28.843	19.609	1'43.733	244,3	14:11'07.615	6	30.972	24.396	28.754	19.701	1'43.823	238,9	14:11'07.489
7	30.911	24.343	28.635	19.537	1'43.426	<b>244,9</b>	14:12'51.041	7	31.150	24.417	28.736	19.641	1'43.944	236,8	14:12'51.433
8	30.951	24.284	28.662	19.538	1'43.435	241,1	14:14'34.476	8	30.889	24.368	28.848	19.625	1'43.730	239,5	14:14'35.163
9	30.870	24.229	28.605	19.566	1'43.270	239,5	14:16'17.746	9	30.956	24.319	28.614	19.635	1'43.524	239,5	14:16'18.687
10	30.893	24.167	28.713	19.496	1'43.269	241,1	14:18'01.015	10	30.917	24.289	28.679	19.581	1'43.466	238,9	14:18'02.153
11	31.097	24.223	28.682	19.492	1'43.494	242,2	14:19'44.509	11	30.872	24.326	28.951	<b>19.518</b>	1'43.667	239,5	14:19'45.820
12	30.935	24.138	28.725	19.435	1'43.233	243,8	14:21'27.742	12	30.958	24.447	28.577	19.530	1'43.512	240,5	14:21'29.332
13	30.961	24.250	28.599	19.636	1'43.446	241,6	14:23'11.188	13	<b>30.846</b>	24.337	28.559	19.543	<b>1'43.285</b>	241,1	14:23'12.617
14	30.829	24.123	28.557	19.531	1'43.040C	240,5	14:24'54.228	14	31.010	24.242	28.772	19.746	1'43.770C	<b>243,2</b>	14:24'56.387
15	30.908	<b>24.087</b>	<b>28.556</b>	19.573	1'43.124	241,1	14:26'37.352	15	30.944	<b>24.131</b>	28.696	19.753	1'43.524	242,7	14:26'39.911
16	<b>30.781</b>	24.197	28.559	19.448	<b>1'42.985</b>	241,1	14:28'20.337	16	30.980	24.242	28.593	19.675	1'43.490	238,4	14:28'23.401
17	30.966	24.220	28.618	19.459	1'43.263	240,0	14:30'03.600	17	30.969	24.267	<b>28.541</b>	19.660	1'43.437	238,9	14:30'06.838
18	30.929	24.221	28.745	19.585	1'43.480	240,5	14:31'47.080	18	30.895	24.326	28.809	19.713	1'43.743	238,4	14:31'50.581
Race Time 31'08.335								Race Time 31'11.836							

8° 43 S. JESPERSEN [1'43.130]								11° 94 L. MAHIAS [1'43.085]							
Lap	Seg1	Seg2	Seg3	Seg4	Lap Time	km/h	Local Time	Lap	Seg1	Seg2	Seg3	Seg4	Lap Time	km/h	Local Time
1		25.087	29.146	19.843	1'47.610	114,4	14:02'26.355	1		25.518	29.713	20.053	1'50.324	144,0	14:02'29.069
2	31.397	24.567	28.644	19.627	1'44.235	237,9	14:04'10.590	2	31.378	24.616	28.795	19.738	1'44.527	<b>241,6</b>	14:04'13.596
3	31.051	24.319	28.743	19.591	1'43.704	240,5	14:05'54.294	3	31.411	24.414	28.754	19.730	1'44.309	238,4	14:05'57.905
4	31.041	24.195	28.654	19.631	1'43.521	239,5	14:07'37.815	4	31.019	24.250	28.770	<b>19.515</b>	1'43.554	240,5	14:07'41.459
5	31.094	24.174	28.868	19.622	1'43.758	238,9	14:09'21.573	5	30.864	24.151	<b>28.511</b>	19.605	1'43.131	238,9	14:09'24.590
6	31.038	24.137	28.777	19.563	1'43.515	238,4	14:11'05.088	6	30.940	24.174	28.634	19.635	1'43.383	238,4	14:11'07.973
7	30.917	24.157	28.742	19.600	1'43.416	237,4	14:12'48.504	7	30.930	24.275	28.788	19.664	1'43.657	237,9	14:12'51.630
8	31.068	24.254	28.705	19.623	1'43.650	237,9	14:14'32.154	8	31.041	24.425	28.772	19.585	1'43.823	239,5	14:14'35.453
9	30.917	<b>24.130</b>	29.894	19.588	1'44.529C	237,9	14:16'16.683	9	31.123	24.244	28.658	19.600	1'43.625	238,9	14:16'19.078
10	30.954	24.258	28.732	19.658	1'43.602	240,5	14:18'00.285	10	30.932	24.165	28.606	19.582	1'43.285	237,4	14:18'02.363
11	30.924	24.206	28.767	19.605	1'43.502	<b>244,3</b>	14:19'43.787	11	<b>30.822</b>	24.161	28.742	19.567	1'43.292	<b>241,6</b>	14:19'45.655
12	30.915	24.319	28.550	19.590	1'43.374	237,9	14:21'27.161	12	<b>30.848</b>	<b>24.089</b>	28.562	19.586	<b>1'43.085</b>	236,8	14:21'28.740
13	<b>30.796</b>	24.240	28.586	19.602	1'43.224	238,9	14:23'10.385	13	31.024	24.179	28.815	19.678	1'43.696	237,4	14:23'12.436
14	30.871	24.157	28.565	19.629	1'43.222C	237,4	14:24'53.607	14	30.977	24.153	28.906	19.839	1'43.875C	238,4	14:24'56.311
15	30.880	24.429	28.791	19.851	1'43.951	238,9	14:26'37.558	15	31.233	24.251	28.798	19.706	1'43.988	237,9	14:26'40.299
16	30.803	24.357	<b>28.474</b>	<b>19.496</b>	<b>1'43.130</b>	241,6	14:28'20.688	16	31.101	24.500	28.758	19.767	1'44.126	239,5	14:28'24.425
17	31.024	24.145	28.772	19.587	1'43.528	239,5	14:30'04.216	17	31.139	24.564	29.052	19.802	1'44.557	237,9	14:30'08.982
18	31.112	24.395	28.681	19.734	1'43.922	239,5	14:31'48.138	18	31.526	24.949	29.089	20.439	1'46.003	235,8	14:31'54.985
Race Time 31'09.393								Race Time 31'16.240							

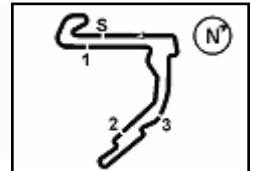
9° 57 A. MAHENDRA [1'43.242]								12° 77 D. AEGERTER [1'44.033]							
Lap	Seg1	Seg2	Seg3	Seg4	Lap Time	km/h	Local Time	Lap	Seg1	Seg2	Seg3	Seg4	Lap Time	km/h	Local Time
1		25.030	29.138	19.651	1'48.357	143,6	14:02'27.102	1		25.440	29.896	20.016	1'50.881	146,7	14:02'29.626
2	31.117	24.238	28.786	19.608	1'43.749	240,5	14:04'10.851	2	31.601	24.816	29.918	20.005	1'46.340	<b>244,3</b>	14:04'15.966
3	31.247	24.677	28.744	19.728	1'44.396	241,1	14:05'55.247	3	31.053	24.545	29.090	19.794	1'44.482C	241,1	14:06'00.448
4	30.992	24.123	28.741	19.647	1'43.503	237,4	14:07'38.750	4	31.053	24.339	29.102	19.745	1'44.239	241,6	14:07'44.687
5	30.968	24.204	28.654	19.620	1'43.446	237,9	14:09'22.196	5	31.080	24.314	29.056	19.765	1'44.215	242,7	14:09'28.902
6	30.936	24.293	28.797	19.638	1'43.664	237,9	14:11'05.860	6	30.962	24.385	29.028	19.732	1'44.107	242,2	14:11'13.009
7	30.915	24.166	28.671	19.923	1'43.675	237,4	14:12'49.535	7	31.243	24.333	29.046	19.734	1'44.356	241,6	14:12'57.365
8	30.935	<b>24.090</b>	28.812	19.729	1'43.566	<b>242,2</b>	14:14'33.101	8	31.043	24.306	29.029	19.721	1'44.099	242,7	14:14'41.464
9	<b>30.851</b>	24.179	28.652	19.560	<b>1'43.242</b>	238,9	14:16'16.343	9	31.050	24.325	28.968	19.750	1'44.093	240,0	14:16'25.557
10	31.048	24.119	29.004	19.685	1'43.856	238,9	14:18'00.199	10	31.113	24.451	29.001	19.780	1'44.345	241,1	14:18'09.902
11	31.219	24.378	28.956	19.587	1'44.140	237,9	14:19'44.339	11	31.722	24.776	29.023	19.696	1'45.217	240,0	14:19'55.119
12	30.911	24.329	28.933	19.562	1'43.735	238,9	14:21'28.074	12	30.993	24.335	29.016	19.801	1'44.145	238,9	14:21'39.264
13	30.863	24.156	28.648	19.590	1'43.257	240,5	14:23'11.331	13	31.006	<b>24.289</b>	29.121	19.776	1'44.192	241,6	14:23'23.456
14	30.941	24.102	<b>28.585</b>	19.605	1'43.233C	239,5	14:24'54.564	14	31.016	24.409	<b>28.900</b>	19.770	1'44.095C	239,5	14:25'07.551
15	<b>30.851</b>	24.127	29.110	19.675	1'43.763	239,5	14:26'38.327	15	31.066	24.330	28.951	<b>19.686</b>	<b>1'44.033</b>	240,0	14:26'51.584
16	30.899	24.142	28.718	<b>19.530</b>	1'43.289	237,9	14:28'21.616	16	31.023	24.305	29.054	19.805	1'44.187	240,0	14:28'35.771
17	30.894	24.253	28.618	19.596	1'43.361	237,9	14:30'04.977	17	<b>30.943</b>	24.754	29.157	19.790	1'44.644	238,9	14:30'20.415
18	30.968	24.383	28.841	19.722	1'43.914	237,4	14:31'48.891	18	31.127	24.441	29.258	20.048	1'44.874	238,9	14:32'05.289
Race Time 31'10.146								Race Time 31'26.544							

02/05/2026

P = Pits In/Out - C = Lap Time Cancelled

These data/results cannot be reproduced, stored and/or transmitted in whole or in part by any manner of electronic, mechanical, photocopying, recording, broadcasting or otherwise now known or herein after developed without the previous express consent by the copyright owner, except for reproduction in daily press and regular printed publications on sale to the public within 60 days of the event related to those data/results and always provided that copyright symbol appears together as follows below.

© DORNA WSBK ORGANIZATION Srl 2026



**Motul Hungarian Round, 1-3 May 2026**  
**Chronological Analysis Race 1**

Start at 14:00'38.745

3 / 5

13° 50 D. VOSTATEK [1'43.750]								16° 3 R. DE ROSA [1'43.706]							
Lap	Seg1	Seg2	Seg3	Seg4	Lap Time	km/h	Local Time	Lap	Seg1	Seg2	Seg3	Seg4	Lap Time	km/h	Local Time
1		25.506	29.817	20.131	1'51.125	142,3	14:02'29.870	1		25.500	29.662	20.170	1'50.677	148,1	14:02'29.422
2	31.514	24.865	29.615	19.757	1'45.751	241,1	14:04'15.621	2	31.407	24.601	28.875	19.733	1'44.616	242,2	14:04'14.038
3	31.090	24.679	28.951	19.769	1'44.489C	239,5	14:06'00.110	3	31.215	24.627	<b>28.755</b>	19.844	1'44.441	242,2	14:05'58.479
4	31.025	24.548	28.997	19.672	1'44.242	240,0	14:07'44.352	4	31.079	<b>24.221</b>	28.759	<b>19.647</b>	<b>1'43.706</b>	240,0	14:07'42.185
5	31.134	25.054	28.790	19.761	1'44.739	240,0	14:09'29.091	5	31.166	24.573	28.931	19.893	1'44.563	242,2	14:09'26.748
6	31.016	24.593	28.937	19.608	1'44.154	241,1	14:11'13.245	6	31.268	24.639	28.931	19.896	1'44.734	<b>243,2</b>	14:11'11.482
7	31.120	24.576	28.986	19.620	1'44.302	241,1	14:12'57.547	7	31.079	24.554	28.880	19.824	1'44.337	236,3	14:12'55.819
8	31.094	24.505	29.027	19.763	1'44.389	241,6	14:14'41.936	8	<b>31.063</b>	24.451	29.001	19.790	1'44.305	236,8	14:14'40.124
9	31.080	24.563	29.278	19.680	1'44.601C	<b>242,7</b>	14:16'26.537	9	31.072	24.605	28.885	19.671	1'44.233	236,8	14:16'24.357
10	31.097	24.491	29.033	1'44.340	242,2	14:18'10.877	10	31.249	24.442	28.939	19.905	1'44.535	236,8	14:18'08.892	
11	31.288	25.129	29.076	19.847	1'45.340	239,5	14:19'56.217	11	31.366	24.544	28.998	19.803	1'44.711	235,3	14:19'53.603
12	31.070	24.362	28.815	19.680	1'43.927	239,5	14:21'40.144	12	31.304	24.714	29.080	19.928	1'45.026	234,3	14:21'38.629
13	31.018	24.583	28.856	19.882	1'44.439	241,6	14:23'24.583	13	31.171	24.583	29.165	20.929	1'45.848	236,3	14:23'24.477
14	<b>30.901</b>	24.421	<b>28.611</b>	19.710	1'43.643C	237,4	14:25'08.226	14	32.955	24.638	29.108	20.036	1'46.737	226,4	14:25'11.214
15	31.032	<b>24.356</b>	28.784	19.738	1'43.910	237,9	14:26'52.136	15	31.239	24.591	28.919	19.848	1'44.597	240,0	14:26'55.811
16	30.952	24.363	28.847	<b>19.588</b>	<b>1'43.750</b>	238,9	14:28'35.886	16	31.205	24.467	28.898	19.837	1'44.407	240,0	14:28'40.218
17	31.124	24.727	29.091	19.673	1'44.615	239,5	14:30'20.501	17	31.116	24.503	29.012	19.951	1'44.582	238,9	14:30'24.800
18	31.178	24.557	29.191	19.923	1'44.849	<b>242,7</b>	14:32'05.350	18	31.308	24.625	29.131	20.302	1'45.366	237,9	14:32'10.166
Race Time 31'26.605								Race Time 31'31.421							

14° 70 J. WHATLEY [1'43.941]								17° 10 L. TACCINI [1'44.023]							
Lap	Seg1	Seg2	Seg3	Seg4	Lap Time	km/h	Local Time	Lap	Seg1	Seg2	Seg3	Seg4	Lap Time	km/h	Local Time
1		25.325	29.580	20.100	1'50.272	138,8	14:02'29.017	1		25.382	30.091	20.007	1'51.393	154,1	14:02'30.138
2	31.263	24.538	28.859	19.690	1'44.350	242,2	14:04'13.367	2	31.602	24.932	29.501	19.988	1'46.023	246,6	14:04'16.161
3	31.192	24.661	28.794	19.742	1'44.389	240,0	14:05'57.756	3	31.320	24.667	28.998	19.808	1'44.793C	<b>248,3</b>	14:06'00.954
4	<b>30.982</b>	24.461	29.015	19.682	1'44.140	237,9	14:07'41.896	4	31.069	24.744	28.917	19.715	1'44.445	246,0	14:07'45.399
5	31.276	24.515	29.039	19.868	1'44.698	239,5	14:09'26.594	5	31.520	<b>24.427</b>	28.865	19.786	1'44.598	244,9	14:09'29.997
6	31.350	24.836	29.073	19.813	1'45.072	237,9	14:11'11.666	6	31.119	24.644	29.076	19.702	1'44.541	243,2	14:11'14.538
7	31.197	24.666	28.820	19.844	1'44.527	240,5	14:12'56.193	7	31.110	24.533	28.869	19.687	1'44.199	242,2	14:12'58.737
8	31.226	24.511	28.845	19.776	1'44.358	238,9	14:14'40.551	8	31.242	24.530	28.823	19.631	1'44.226	242,2	14:14'42.963
9	31.270	24.575	29.008	19.792	1'44.645	238,9	14:16'25.196	9	31.239	24.611	28.888	19.806	1'44.544	243,8	14:16'27.507
10	31.403	24.727	29.002	19.924	1'45.056	237,9	14:18'10.252	10	31.098	24.554	<b>28.677</b>	19.705	1'44.034	242,7	14:18'11.541
11	31.597	25.756	29.371	19.831	1'46.555	240,0	14:19'56.807	11	31.104	24.825	29.282	19.745	1'44.956	243,2	14:19'56.497
12	31.032	24.508	28.756	<b>19.675</b>	1'43.971	241,6	14:21'40.778	12	31.107	<b>24.487</b>	28.819	19.699	1'44.112	244,3	14:21'40.609
13	31.182	24.422	28.766	20.190	1'44.560	<b>244,3</b>	14:23'25.338	13	31.048	24.531	28.778	20.133	1'44.490	244,9	14:23'25.099
14	31.341	24.390	28.996	19.792	1'44.519C	241,6	14:25'09.857	14	31.324	24.616	28.598	20.730	1'45.268C	241,6	14:25'10.367
15	30.999	24.471	<b>28.690</b>	19.781	<b>1'43.941</b>	238,9	14:26'53.798	15	31.745	24.615	28.705	19.677	1'44.742	244,3	14:26'55.109
16	31.377	<b>24.343</b>	28.725	19.765	1'44.210	236,8	14:28'38.008	16	31.050	24.466	28.902	19.757	1'44.175	245,5	14:28'39.284
17	31.148	24.518	28.741	19.736	1'44.143	237,4	14:30'22.151	17	<b>31.001</b>	24.587	28.833	<b>19.602</b>	<b>1'44.023</b>	244,9	14:30'23.307
18	31.168	24.477	28.748	19.773	1'44.166	237,9	14:32'06.317	18	31.180	24.528	29.107	19.886	1'44.701	244,9	14:32'08.008
Race Time 31'27.572								Race Time 31'29.263 + 3.000Pen							

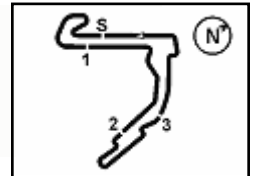
15° 64 F. CARICASULO [1'44.025]								18° 91 B. JIMENEZ [1'43.922]							
Lap	Seg1	Seg2	Seg3	Seg4	Lap Time	km/h	Local Time	Lap	Seg1	Seg2	Seg3	Seg4	Lap Time	km/h	Local Time
1		25.212	29.481	20.484	1'49.565	132,7	14:02'28.310	1		25.325	29.784	20.171	1'52.906	157,2	14:02'31.651
2	31.488	26.098	29.612	19.767	1'46.965	239,5	14:04'15.275	2	31.429	25.090	29.088	19.980	1'45.587	244,3	14:04'17.238
3	31.235	24.725	28.926	19.757	1'44.643	238,4	14:05'59.918	3	31.371	24.729	28.973	19.996	1'45.069C	<b>245,5</b>	14:06'02.307
4	31.109	24.494	28.978	19.608	1'44.189	237,4	14:07'44.107	4	31.241	24.896	29.445	19.935	1'45.517	244,9	14:07'47.824
5	31.155	24.508	28.969	19.644	1'44.276	238,9	14:09'28.383	5	30.962	24.588	28.736	19.769	1'44.055	240,0	14:09'31.879
6	31.148	24.492	28.917	19.610	1'44.167	237,9	14:11'12.550	6	31.173	24.843	28.922	19.853	1'44.791	242,7	14:11'16.670
7	31.261	24.559	29.024	19.680	1'44.524	238,4	14:12'57.074	7	31.306	24.896	28.939	19.883	1'45.024	243,8	14:13'01.694
8	31.118	24.607	29.239	19.708	1'44.672	238,9	14:14'41.746	8	31.036	24.750	28.740	19.868	1'44.394	243,2	14:14'46.088
9	31.120	24.574	28.920	19.599	1'44.213	241,1	14:16'25.959	9	30.931	25.142	28.807	19.879	1'44.759	240,5	14:16'30.847
10	31.243	24.538	29.213	19.606	1'44.600	240,0	14:18'10.559	10	30.966	24.788	<b>28.691</b>	19.755	1'44.200	240,5	14:18'15.047
11	31.490	25.048	28.888	19.676	1'45.102	242,2	14:19'55.661	11	<b>30.834</b>	<b>24.495</b>	28.759	19.834	<b>1'43.922</b>	241,1	14:19'58.969
12	31.075	24.624	28.890	19.619	1'44.208	238,4	14:21'39.869	12	30.994	24.763	28.706	19.905	1'44.368	241,6	14:21'43.337
13	31.097	<b>24.453</b>	28.920	21.198	1'45.668	238,4	14:23'25.537	13	30.915	24.618	29.041	19.985	1'44.559	242,2	14:23'27.896
14	31.566	24.536	28.986	19.852	1'44.940	240,5	14:25'10.477	14	31.177	24.739	28.868	20.090	1'44.874	244,3	14:25'12.770
15	31.442	24.490	<b>28.667</b>	<b>19.585</b>	1'44.184	<b>245,5</b>	14:26'54.661	15	31.197	24.759	28.918	19.902	1'44.776	240,5	14:26'57.546
16	31.281	24.572	28.712	19.598	1'44.163	238,9	14:28'38.824	16	30.989	24.665	28.785	<b>19.732</b>	1'44.171	241,1	14:28'41.717
17	<b>31.049</b>	24.556	28.816	19.604	<b>1'44.025</b>	240,0	14:30'22.849	17	31.041	24.901	28.794	19.772	1'44.508	241,1	14:30'26.225
18	31.956	24.659	28.834	19.906	1'45.355	238,9	14:32'08.204	18	31.195	24.730	28.860	20.039	1'44.824	240,5	14:32'11.049
Race Time 31'29.459								Race Time 31'32.304							

02/05/2026

P = Pits In/Out - C = Lap Time Cancelled

These data/results cannot be reproduced, stored and/or transmitted in whole or in part by any manner of electronic, mechanical, photocopying, recording, broadcasting or otherwise now known or herein after developed without the previous express consent by the copyright owner, except for reproduction in daily press and regular printed publications on sale to the public within 60 days of the event related to those data/results and always provided that copyright symbol appears together as follows below.

© DORNA WSBK ORGANIZATION Srl 2026



**Motul Hungarian Round, 1-3 May 2026**  
**Chronological Analysis Race 1**

Start at 14:00'38.745

4 / 5

19° 6 C. PEROLARI [1'44.144]								22° 88 A. GIOMBINI [1'44.931]							
Lap	Seg1	Seg2	Seg3	Seg4	Lap Time	km/h	Local Time	Lap	Seg1	Seg2	Seg3	Seg4	Lap Time	km/h	Local Time
1		25.280	30.384	20.286	1'52.541	167,7	14:02'31.286	1		25.437	30.262	20.473	1'53.100	162,4	14:02'31.845
2	31.332	24.852	29.212	19.947	1'45.343	237,9	14:04'16.629	2	31.689	24.794	29.254	20.036	1'45.773	<b>245,5</b>	14:04'17.618
3	31.455	24.503	28.984	19.875	1'44.817C	<b>240,0</b>	14:06'01.446	3	31.655	24.685	29.241	19.833	1'45.414C	241,6	14:06'03.032
4	31.221	24.445	29.063	19.659	1'44.388	239,5	14:07'45.834	4	31.332	24.684	29.221	20.101	1'45.338	240,5	14:07'48.370
5	31.186	<b>24.259</b>	29.634	19.784	1'44.863C	<b>240,0</b>	14:09'30.697	5	31.785	24.771	29.582	20.165	1'46.303	242,2	14:09'34.673
6	31.197	24.783	29.003	19.708	1'44.691	239,5	14:11'15.388	6	31.559	24.818	29.310	19.822	1'45.509	242,2	14:11'20.182
7	31.236	24.417	29.014	19.794	1'44.461	236,3	14:12'59.849	7	31.609	<b>24.555</b>	29.124	19.913	1'45.201	238,9	14:13'05.383
8	31.301	24.496	29.046	19.746	1'44.589	237,4	14:14'44.438	8	31.529	24.662	29.212	19.903	1'45.306	238,9	14:14'50.689
9	31.161	24.420	<b>28.934</b>	<b>19.629</b>	<b>1'44.144</b>	237,9	14:16'28.582	9	31.404	24.643	29.124	20.065	1'45.236	238,9	14:16'35.925
10	31.148	24.787	29.493	19.905	1'45.333	237,4	14:18'13.915	10	31.577	24.692	28.990	19.894	1'45.153	238,9	14:18'21.078
11	<b>31.143</b>	24.428	29.210	19.839	1'44.620	235,3	14:19'58.535	11	31.544	24.687	<b>28.960</b>	19.828	1'45.019	238,9	14:20'06.097
12	31.184	24.384	28.992	19.674	1'44.234	237,4	14:21'42.769	12	31.469	24.692	29.123	19.838	1'45.122	239,5	14:21'51.219
13	31.171	24.348	29.504	19.905	1'44.928C	237,9	14:23'27.697	13	<b>31.290</b>	24.826	29.256	19.918	1'45.290C	240,0	14:23'36.509
14	31.297	24.488	29.056	19.813	1'44.654	237,9	14:25'12.351	14	31.439	24.637	29.092	<b>19.763</b>	<b>1'44.931</b>	237,9	14:25'21.440
15	31.403	24.563	29.564	20.204	1'45.734	238,4	14:26'58.085	15	31.334	24.758	29.190	19.852	1'45.134	240,0	14:27'06.574
16	31.224	24.458	29.090	19.810	1'44.582	238,4	14:28'42.667	16	31.412	24.761	29.058	19.887	1'45.118	238,9	14:28'51.692
17	31.241	24.563	29.228	19.864	1'44.896	237,9	14:30'27.563	17	31.325	24.697	29.154	19.832	1'45.008	239,5	14:30'36.700
18	31.465	24.634	29.401	20.266	1'45.766	237,4	14:32'13.329	18	31.447	24.797	29.206	19.947	1'45.397	240,5	14:32'22.097
Race Time 31'34.584 + 3.000Pen								Race Time 31'43.352							

20° 25 D. KONIG [1'44.549]								23° 54 R. ROSSI [1'44.889]							
Lap	Seg1	Seg2	Seg3	Seg4	Lap Time	km/h	Local Time	Lap	Seg1	Seg2	Seg3	Seg4	Lap Time	km/h	Local Time
1		25.518	30.539	20.022	1'52.363	164,9	14:02'31.108	1		25.139	29.612	20.399	1'53.668	167,4	14:02'32.413
2	<b>31.223</b>	24.824	29.200	20.068	1'45.315	<b>238,9</b>	14:04'16.423	2	31.845	25.014	29.355	20.066	1'46.280	<b>242,2</b>	14:04'18.693
3	31.417	24.791	29.239	19.919	1'45.366C	<b>238,9</b>	14:06'01.789	3	31.444	24.914	29.188	20.058	1'45.604C	240,0	14:06'04.297
4	31.300	24.654	29.074	19.798	1'44.826	<b>238,9</b>	14:07'46.615	4	31.565	24.912	29.134	19.993	1'45.604	241,6	14:07'49.901
5	31.292	24.787	28.939	19.837	1'44.855	237,9	14:09'31.470	5	31.430	24.815	29.205	20.098	1'45.548	241,6	14:09'35.449
6	31.432	24.823	29.001	19.793	1'45.049	236,3	14:11'16.519	6	31.729	24.859	29.274	19.960	1'45.822	240,0	14:11'21.271
7	31.373	24.829	28.984	19.842	1'45.028	236,8	14:13'01.547	7	31.874	24.941	29.503	19.923	1'46.241	241,6	14:13'07.512
8	31.489	24.966	<b>28.856</b>	19.834	1'45.145	235,3	14:14'46.692	8	31.444	24.782	29.079	19.817	1'45.122	<b>242,2</b>	14:14'52.634
9	31.351	24.808	28.943	19.814	1'44.916	238,4	14:16'31.608	9	<b>31.355</b>	24.787	<b>28.863</b>	19.884	<b>1'44.889</b>	237,4	14:16'37.523
10	31.328	<b>24.592</b>	28.878	<b>19.751</b>	<b>1'44.549</b>	236,8	14:18'16.157	10	31.469	24.885	28.904	<b>19.721</b>	1'44.979	236,8	14:18'22.502
11	31.383	24.827	28.912	19.841	1'44.963	236,3	14:20'01.120	11	31.368	24.952	28.972	19.894	1'45.186	237,4	14:20'07.688
12	31.478	24.766	28.994	19.849	1'45.087	235,3	14:21'46.207	12	31.375	<b>24.756</b>	28.943	19.915	1'44.989	236,8	14:21'52.677
13	31.258	24.646	28.882	19.877	1'44.663C	235,3	14:23'30.870	13	32.667	24.985	29.098	19.969	1'46.719C	237,4	14:23'39.396
14	31.552	24.713	28.996	19.859	1'45.120	234,8	14:25'15.990	14	31.620	24.884	29.184	19.912	1'45.600	236,3	14:25'24.996
15	31.333	24.696	28.978	19.945	1'44.952	238,4	14:27'00.942	15	31.445	24.812	29.109	19.947	1'45.313	236,8	14:27'10.309
16	31.297	24.852	29.061	19.987	1'45.197	235,8	14:28'46.139	16	31.529	24.878	29.112	19.966	1'45.485	235,8	14:28'55.794
17	31.359	24.927	29.064	19.864	1'45.214	235,3	14:30'31.353	17	31.542	24.827	29.137	19.932	1'45.438	236,3	14:30'41.232
18	31.348	24.861	28.914	19.888	1'45.011	235,3	14:32'16.364	18	31.423	24.820	29.194	19.957	1'45.394	234,8	14:32'26.626
Race Time 31'37.619								Race Time 31'47.881							

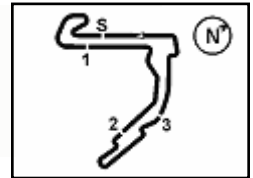
21° 73 J. CRETARO [1'44.827]								24° 31 Y. OKAMOTO [1'45.172]							
Lap	Seg1	Seg2	Seg3	Seg4	Lap Time	km/h	Local Time	Lap	Seg1	Seg2	Seg3	Seg4	Lap Time	km/h	Local Time
1		25.731	30.041	20.552	1'52.781	165,4	14:02'31.526	1		25.404	30.619	19.997	1'52.059	161,4	14:02'30.804
2	31.428	24.950	29.237	19.942	1'45.557	243,2	14:04'17.083	2	31.401	25.069	29.219	20.415	1'46.104	240,0	14:04'16.908
3	32.032	24.869	29.363	20.014	1'46.278C	<b>245,5</b>	14:06'03.361	3	31.485	24.545	29.161	20.030	1'45.221C	<b>241,6</b>	14:06'02.129
4	31.456	24.833	28.902	20.018	1'45.209	242,7	14:07'48.570	4	<b>31.288</b>	24.681	29.901	20.135	1'46.005	238,4	14:07'48.134
5	31.456	25.396	29.228	20.185	1'46.265	242,7	14:09'34.835	5	31.503	24.871	29.816	20.178	1'46.368	238,9	14:09'34.502
6	31.698	24.794	29.170	19.861	1'45.523	242,2	14:11'20.358	6	32.378	24.683	29.347	20.180	1'46.588	236,3	14:11'21.090
7	31.505	24.720	29.162	19.822	1'45.209	239,5	14:13'05.567	7	31.914	24.815	29.517	20.032	1'46.278	235,3	14:13'07.368
8	31.474	24.897	28.943	19.907	1'45.221	241,1	14:14'50.788	8	31.881	24.708	29.214	20.034	1'45.837	235,3	14:14'53.205
9	31.424	24.781	28.935	19.779	1'44.919	241,1	14:16'35.707	9	31.550	24.741	29.264	20.088	1'45.643	236,8	14:16'38.848
10	31.368	24.910	28.923	19.832	1'45.033	238,4	14:18'20.740	10	31.484	25.121	29.313	20.097	1'46.015	235,8	14:18'24.863
11	31.391	24.816	28.980	19.856	1'45.043	238,4	14:20'05.783	11	31.545	24.808	29.241	19.968	1'45.562	235,3	14:20'10.425
12	31.369	24.843	<b>28.790</b>	19.856	1'44.858	237,9	14:21'50.641	12	31.395	24.876	29.155	19.953	1'45.379	236,3	14:21'55.804
13	<b>31.248</b>	24.791	28.866	19.751	1'44.656C	236,8	14:23'35.297	13	31.427	24.876	<b>29.049</b>	20.029	1'45.381C	236,3	14:23'41.185
14	31.341	<b>24.692</b>	29.011	19.783	<b>1'44.827</b>	238,9	14:25'20.124	14	31.367	24.616	29.185	20.004	<b>1'45.172</b>	237,4	14:25'26.357
15	31.384	24.803	28.881	19.831	1'44.899	239,5	14:27'05.023	15	31.411	24.648	29.317	19.988	1'45.364	237,4	14:27'11.721
16	31.307	24.859	28.846	19.865	1'44.877	238,4	14:28'49.900	16	31.369	<b>24.529</b>	29.679	20.026	1'45.603	236,8	14:28'57.324
17	31.381	24.924	29.019	<b>19.752</b>	1'45.076	238,9	14:30'34.976	17	31.375	24.643	29.259	<b>19.938</b>	1'45.215	237,4	14:30'42.539
18	31.337	24.773	29.021	19.817	1'44.948	238,4	14:32'19.924	18	31.488	24.944	29.209	20.054	1'45.695	238,9	14:32'28.234
Race Time 31'41.179								Race Time 31'49.489							

02/05/2026

P = Pits In/Out - C = Lap Time Cancelled

These data/results cannot be reproduced, stored and/or transmitted in whole or in part by any manner of electronic, mechanical, photocopying, recording, broadcasting or otherwise now known or herein after developed without the previous express consent by the copyright owner, except for reproduction in daily press and regular printed publications on sale to the public within 60 days of the event related to those data/results and always provided that copyright symbol appears together as follows below.

© DORNA WSBK ORGANIZATION Srl 2026



**Motul Hungarian Round, 1-3 May 2026**  
**Chronological Analysis Race 1**

Start at 14:00'38.745

5 / 5

25° 22 A. CARRASCO [1'45.445]							
Lap	Seg1	Seg2	Seg3	Seg4	Lap Time	km/h	Local Time
1		25.239	30.409	20.410	1'53.436	169,3	14:02'32.181
2	31.671	25.017	29.457	<b>19.855</b>	1'46.000	238,9	14:04'18.181
3	31.501	24.882	29.389	20.093	1'45.865C	237,4	14:06'04.046
4	31.598	24.815	29.299	19.938	1'45.650	237,4	14:07'49.696
5	<b>31.451</b>	24.738	<b>29.235</b>	20.021	<b>1'45.445</b>	236,8	14:09'35.141
6	31.930	25.217	29.362	19.899	1'46.408	239,5	14:11'21.549
7	31.811	24.957	29.450	20.061	1'46.279	<b>240,5</b>	14:13'07.828
8	31.618	24.780	29.310	20.044	1'45.752	238,4	14:14'53.580
9	31.562	24.786	29.290	19.963	1'45.601	237,9	14:16'39.181
10	31.537	24.978	29.549	20.052	1'46.116	237,4	14:18'25.297
11	31.486	24.738	29.377	19.923	1'45.524	237,4	14:20'10.821
12	31.478	24.748	29.372	19.967	1'45.565	237,9	14:21'56.386
13	31.479	24.804	29.409	20.101	1'45.793C	237,4	14:23'42.179
14	31.638	<b>24.737</b>	29.395	20.291	1'46.061	236,3	14:25'28.240
15	31.556	24.813	29.363	20.116	1'45.848	235,3	14:27'14.088
16	31.486	24.872	29.564	20.080	1'46.002	235,8	14:29'00.090
17	31.610	25.212	29.617	20.204	1'46.643	236,3	14:30'46.733
18	31.888	25.194	29.835	20.447	1'47.364	234,8	14:32'34.097
Race Time 31'55.352							

26° 32 O. BAYLISS [1'42.970]							
Lap	Seg1	Seg2	Seg3	Seg4	Lap Time	km/h	Local Time
1		25.204	29.333	20.142	1'49.604	136,4	14:02'28.349
2	31.503	47.476	30.320	20.021	2'09.320C	240,0	14:04'37.669
3	31.191	25.039	28.993	19.771	1'44.994C	236,3	14:06'22.663
4	31.288	24.713	28.852	19.741	1'44.594	237,4	14:08'07.257
5	31.067	24.569	28.683	19.704	1'44.023	236,8	14:09'51.280
6	31.173	24.613	29.298	19.850	1'44.934	236,3	14:11'36.214
7	31.108	24.434	28.726	19.717	1'43.985	236,3	14:13'20.199
8	31.004	24.504	28.843	19.649	1'44.000	236,3	14:15'04.199
9	31.067	24.683	28.940	33.577	1'58.267P	236,3	14:17'02.466
10	2'07.125	24.476	28.814	19.925	3'20.340P		14:20'22.806
11	30.773	24.439	<b>28.503</b>	<b>19.409</b>	1'43.124	235,3	14:22'05.930
12	30.759	24.334	28.549	19.774	1'43.416C	236,8	14:23'49.346
13	30.918	25.039	28.654	19.736	1'44.347	237,9	14:25'33.693
14	30.879	24.512	28.659	19.492	1'43.542	237,9	14:27'17.235
15	<b>30.715</b>	<b>24.262</b>	28.557	19.436	<b>1'42.970</b>	238,9	14:29'00.205
16	30.802	24.470	28.747	19.523	1'43.542	<b>240,5</b>	14:30'43.747
17	30.870	25.749	28.996	19.808	1'45.423	237,9	14:32'29.170
Race Time 31'50.425							

RET 37 R. GARCIA [1'42.873]							
Lap	Seg1	Seg2	Seg3	Seg4	Lap Time	km/h	Local Time
1		24.271	28.587	19.583	1'46.164	127,2	14:02'24.909
2	31.165	24.164	28.827	19.508	1'43.664	241,1	14:04'08.573
3	31.043	24.062	28.508	19.541	1'43.154	<b>242,2</b>	14:05'51.727
4	31.026	24.156	28.584	19.542	1'43.308	240,5	14:07'35.035
5	30.948	24.358	28.559	19.530	1'43.395	233,8	14:09'18.430
6	30.960	24.106	28.425	19.621	1'43.112	233,8	14:11'01.542
7	31.016	23.990	28.530	19.464	1'43.000	232,8	14:12'44.542
8	31.060	24.031	28.415	19.524	1'43.030	234,3	14:14'27.572
9	30.907	24.019	28.472	19.475	<b>1'42.873</b>	234,8	14:16'10.445
10	30.918	<b>23.974</b>	28.643	<b>19.384</b>	1'42.919	234,3	14:17'53.364
11	30.839	24.151	28.495	19.415	1'42.900	234,8	14:19'36.264
12	30.952	24.142	28.565	19.550	1'43.209	234,3	14:21'19.473
13	<b>30.825</b>	24.064	28.500	19.565	1'42.954	234,3	14:23'02.427
14	30.859	24.162	<b>28.386</b>	49.082	2'12.489C	234,8	14:25'14.916
15	38.985	32.603	32.190	39.846	2'23.624CP	232,8	14:27'38.540
Race Time 26'59.795							

RET 24 M. RAMIREZ [1'43.811]							
Lap	Seg1	Seg2	Seg3	Seg4	Lap Time	km/h	Local Time
1		25.487	29.918	20.041	1'51.247	151,9	14:02'29.992
2	31.513	24.882	29.659	20.023	1'46.077	243,2	14:04'16.069

3	31.058	24.590	29.073	19.877	1'44.598C	245,5	14:06'00.667
4	31.461	24.767	28.905	19.731	1'44.864	243,8	14:07'45.531
5	31.582	24.464	28.848	19.793	1'44.687	<b>246,0</b>	14:09'30.218
6	30.998	24.495	28.725	<b>19.614</b>	1'43.832	242,2	14:11'14.050
7	<b>30.875</b>	24.499	<b>28.698</b>	19.739	<b>1'43.811</b>	241,1	14:12'57.861
8	31.001	24.376	29.109	19.920	1'44.406	243,2	14:14'42.267
9	30.957	24.379	28.977	19.769	1'44.082	243,2	14:16'26.349
10	30.985	<b>24.371</b>	28.877	19.775	1'44.008	241,6	14:18'10.357
11	31.574	24.524	29.078	19.705	1'44.881	244,9	14:19'55.238
12	30.938	24.436	29.008	19.732	1'44.114	243,2	14:21'39.352
Race Time 21'00.607							

RET 20 X. CARDELUS [1'44.803]							
Lap	Seg1	Seg2	Seg3	Seg4	Lap Time	km/h	Local Time
1		25.443	29.855	20.040	1'51.523	162,2	14:02'30.268
2	31.674	24.858	1'01.755	20.602	2'18.889C	<b>241,6</b>	14:04'49.157
3	31.672	24.583	29.174	19.921	1'45.350	233,3	14:06'34.507
4	31.602	24.574	<b>28.901</b>	19.866	1'44.943	233,3	14:08'19.450
5	31.450	<b>24.431</b>	28.938	20.056	1'44.875	232,8	14:10'04.325
6	31.595	24.446	29.218	<b>19.843</b>	1'45.102	232,8	14:11'49.427
7	<b>31.275</b>	24.435	29.153	19.999	1'44.862	231,8	14:13'34.289
8	31.349	24.518	29.026	19.910	<b>1'44.803</b>	232,3	14:15'19.092
9	31.985	24.983	29.683	20.262	1'46.913	231,8	14:17'06.005
10	31.408	24.609	29.045	19.906	1'44.968	230,3	14:18'50.973
11	32.474	25.442	30.091	34.141	2'02.148P	230,8	14:20'53.121
Race Time 20'14.376							

RET 16 A. ZACCONE [1'43.352]							
Lap	Seg1	Seg2	Seg3	Seg4	Lap Time	km/h	Local Time
1		24.884	29.467	19.856	1'49.005	137,2	14:02'27.750
2	<b>30.802</b>	<b>24.123</b>	28.827	<b>19.600</b>	<b>1'43.352</b>	239,5	14:04'11.102
3	31.051	24.437	<b>28.562</b>	44.891	2'08.941C	<b>242,7</b>	14:06'20.043
4	34.781	25.469	29.378	34.197	2'03.825P	232,3	14:08'23.868
5	4'01.905	25.376	29.122	20.046	5'16.449P		14:13'40.317
6	31.135	24.202	28.600	19.779	1'43.716	236,3	14:15'24.033
7	30.980	24.629	29.300	19.879	1'44.788	236,3	14:17'08.821
8	31.194	25.323	32.609	33.981	2'03.107CP	237,4	14:19'11.928
Race Time 18'33.183							

RET 7 F. FARIOLI [1'44.610]							
Lap	Seg1	Seg2	Seg3	Seg4	Lap Time	km/h	Local Time
1		24.525	<b>28.836</b>	<b>19.589</b>	1'46.409	118,4	14:02'25.154
2	<b>31.072</b>	<b>24.187</b>	28.837	20.514	<b>1'44.610</b>	<b>240,0</b>	14:04'09.764
3	35.732	33.862	37.245	49.884	2'36.723CP	190,8	14:06'46.487
Race Time 6'07.742							

RET 5 J. MASIA							
Lap	Seg1	Seg2	Seg3	Seg4	Lap Time	km/h	Local Time
1						<b>158,4</b>	
Race Time 9:91'2.5							

RET 19 A. KOFLER							
Lap	Seg1	Seg2	Seg3	Seg4	Lap Time	km/h	Local Time
1						<b>165,9</b>	
Race Time 9:91'2.5							

02/05/2026

P = Pits In/Out - C = Lap Time Cancelled

These data/results cannot be reproduced, stored and/or transmitted in whole or in part by any manner of electronic, mechanical, photocopying, recording, broadcasting or otherwise now known or herein after developed without the previous express consent by the copyright owner, except for reproduction in daily press and regular printed publications on sale to the public within 60 days of the event related to those data/results and always provided that copyright symbol appears together as follows below.

© DORNA WSBK ORGANIZATION Srl 2026