

Motul Hungarian Round, 1-3 May 2026
Chronological Analysis Race 2

Start at 14:00'41.207

1 / 5

1° 75 A. ARENAS [1'42.847]								4° 11 M. FERRARI [1'42.940]							
Lap	Seg1	Seg2	Seg3	Seg4	Lap Time	km/h	Local Time	Lap	Seg1	Seg2	Seg3	Seg4	Lap Time	km/h	Local Time
1		24.570	28.696	19.660	1'45.726	114,7	14:02'26.933	1		24.805	28.693	19.590	1'46.677	127,5	14:02'27.884
2	30.996	24.166	28.576	19.692	1'43.430	240,0	14:04'10.363	2	30.932	24.257	28.638	19.485	1'43.312	246,0	14:04'11.196
3	30.740	24.050	28.607	19.592	1'42.989	239,5	14:05'53.352	3	30.826	24.343	28.615	19.471	1'43.255	246,0	14:05'54.451
4	30.872	24.295	28.544	19.593	1'43.304	240,0	14:07'36.656	4	30.826	24.154	28.577	19.445	1'43.002C	246,6	14:07'37.453
5	31.011	24.132	28.497	19.516	1'43.156	241,6	14:09'19.812	5	30.824	24.198	28.605	19.508	1'43.135	244,3	14:09'20.588
6	30.832	24.040	28.532	19.480	1'42.884	241,1	14:11'02.696	6	30.805	24.111	28.485	19.539	1'42.940	244,3	14:11'03.528
7	30.811	24.189	28.418	19.557	1'42.975	241,6	14:12'45.671	7	30.818	24.155	28.621	19.418	1'43.012	244,3	14:12'46.540
8	30.778	24.143	28.550	19.628	1'43.099	240,5	14:14'28.770	8	30.703	24.143	28.671	19.435	1'42.952	244,3	14:14'29.492
9	30.857	24.235	28.568	19.650	1'43.310	240,5	14:16'12.080	9	30.786	24.090	28.644	19.495	1'43.015	245,5	14:16'12.507
10	30.848	24.612	28.637	19.692	1'43.789	243,2	14:17'55.869	10	30.863	24.470	28.713	19.626	1'43.672	245,5	14:17'56.179
11	31.080	24.259	28.527	19.592	1'43.458	241,1	14:19'39.327	11	31.012	24.425	28.661	19.680	1'43.778	246,6	14:19'39.957
12	30.997	24.187	28.537	19.564	1'43.285	240,0	14:21'22.612	12	31.116	24.206	28.551	19.542	1'43.415	242,7	14:21'23.372
13	30.852	24.188	28.525	19.525	1'43.090	241,1	14:23'05.702	13	30.857	24.156	28.648	19.492	1'43.153	243,8	14:23'06.525
14	30.825	24.239	28.558	19.554	1'43.176	240,5	14:24'48.878	14	30.835	24.058	28.696	19.472	1'43.061	243,8	14:24'49.586
15	30.980	23.964	28.527	19.537	1'43.008C	240,5	14:26'31.886	15	30.866	24.036	28.708	19.510	1'43.120C	242,7	14:26'32.706
16	30.999	24.143	28.613	19.466	1'43.221	237,4	14:28'15.107	16	30.773	24.097	28.657	19.497	1'43.024	245,5	14:28'15.730
17	30.732	24.006	28.572	19.537	1'42.847	239,5	14:29'57.954	17	30.730	24.193	28.673	19.507	1'43.103	248,8	14:29'58.833
18	30.820	24.097	28.629	19.626	1'43.172	235,8	14:31'41.126	18	30.889	24.139	28.736	19.546	1'43.310	244,3	14:31'42.143
Race Time 30'59.919								Race Time 31'00.936							

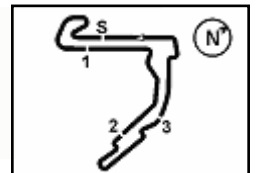
2° 61 C. ONCU [1'42.790]								5° 5 J. MASIA [1'42.738]							
Lap	Seg1	Seg2	Seg3	Seg4	Lap Time	km/h	Local Time	Lap	Seg1	Seg2	Seg3	Seg4	Lap Time	km/h	Local Time
1		24.410	28.524	19.712	1'45.479	116,1	14:02'26.686	1		24.849	29.700	19.548	1'49.328	161,9	14:02'30.535
2	30.941	24.183	28.437	19.646	1'43.207	237,4	14:04'09.893	2	30.750	24.440	28.700	19.594	1'43.484	244,9	14:04'14.019
3	30.900	24.134	28.483	19.545	1'43.062	236,8	14:05'52.955	3	30.733	24.067	28.530	19.525	1'42.855	244,3	14:05'56.874
4	30.873	24.366	28.519	19.653	1'43.411	237,4	14:07'36.366	4	30.923	24.136	28.564	19.454	1'43.077	241,6	14:07'39.951
5	30.882	24.205	28.422	19.556	1'43.065	237,4	14:09'19.431	5	30.770	24.179	28.629	19.520	1'43.098	243,2	14:09'23.049
6	30.916	24.084	28.422	19.592	1'43.014	237,4	14:11'02.445	6	30.711	24.017	28.390	19.520	1'42.638C	244,9	14:11'05.687
7	30.843	24.134	28.323	19.619	1'42.919	236,3	14:12'45.364	7	30.763	24.008	28.436	19.531	1'42.738	242,2	14:12'48.425
8	30.883	24.174	28.441	19.629	1'43.127	236,3	14:14'28.491	8	30.702	24.025	28.614	19.504	1'42.845	242,7	14:14'31.270
9	30.866	24.259	28.422	19.936	1'43.483	235,8	14:16'11.974	9	30.747	24.173	28.479	19.549	1'42.948	243,8	14:16'14.218
10	31.009	24.386	28.525	19.697	1'43.617	236,8	14:17'55.591	10	30.784	24.202	28.520	19.537	1'43.043	243,8	14:17'57.261
11	31.061	24.314	28.415	19.638	1'43.428	236,8	14:19'39.019	11	30.889	24.225	28.648	19.697	1'43.459	244,3	14:19'40.720
12	31.076	24.204	28.491	19.602	1'43.373	237,9	14:21'22.392	12	30.711	24.397	28.701	19.510	1'43.319	244,9	14:21'24.039
13	30.859	24.204	28.381	19.627	1'43.071	235,8	14:23'05.463	13	30.699	24.080	29.020	19.558	1'43.357	244,3	14:23'07.396
14	30.926	24.189	28.517	19.587	1'43.219	236,3	14:24'48.682	14	30.807	24.088	28.522	19.584	1'43.001	245,5	14:24'50.397
15	30.939	24.220	28.834	19.559	1'43.552	235,8	14:26'32.234	15	30.837	24.071	28.843	19.488	1'43.239	241,6	14:26'33.636
16	30.775	24.209	28.629	19.512	1'43.125	238,4	14:28'15.359	16	30.766	24.069	28.768	19.543	1'43.146	242,7	14:28'16.782
17	30.694	24.052	28.547	19.497	1'42.790	242,2	14:29'58.149	17	30.853	24.224	28.763	19.614	1'43.454	243,8	14:30'00.236
18	30.764	24.148	28.849	19.635	1'43.396	240,0	14:31'41.545	18	30.795	24.306	28.593	19.720	1'43.414	241,1	14:31'43.650
Race Time 31'00.338								Race Time 31'02.443							

3° 37 R. GARCIA [1'42.812]								6° 69 T. BOOTH-AMOS [1'43.001]							
Lap	Seg1	Seg2	Seg3	Seg4	Lap Time	km/h	Local Time	Lap	Seg1	Seg2	Seg3	Seg4	Lap Time	km/h	Local Time
1		24.969	28.504	19.513	1'46.108	124,1	14:02'27.315	1		25.057	28.943	19.481	1'47.343	124,4	14:02'28.550
2	30.981	24.239	28.526	19.558	1'43.304	240,0	14:04'10.619	2	30.877	24.554	28.635	19.388	1'43.454	243,2	14:04'12.004
3	30.991	24.159	28.457	19.530	1'43.137	241,1	14:05'53.756	3	30.969	24.281	28.661	19.466	1'43.377	242,7	14:05'55.381
4	31.044	24.070	28.530	19.551	1'43.195	239,5	14:07'36.951	4	30.858	24.201	28.767	19.433	1'43.259	243,2	14:07'38.640
5	30.929	24.164	28.640	19.476	1'43.209	240,0	14:09'20.160	5	31.060	24.202	28.489	19.441	1'43.192	244,3	14:09'21.832
6	31.026	24.144	28.377	19.370	1'42.917	239,5	14:11'03.077	6	30.814	24.145	28.369	19.450	1'42.778C	243,8	14:11'04.610
7	31.002	24.133	28.423	19.428	1'42.986	238,9	14:12'46.063	7	30.865	24.120	28.597	19.443	1'43.025	243,2	14:12'47.635
8	30.885	24.060	28.566	19.497	1'43.008	239,5	14:14'29.071	8	30.998	24.130	28.580	19.512	1'43.220C	242,7	14:14'30.855
9	30.958	24.133	28.511	19.502	1'43.104	239,5	14:16'12.175	9	30.946	24.007	28.501	19.547	1'43.001	241,6	14:16'13.856
10	31.081	24.453	28.665	19.599	1'43.798	244,3	14:17'55.973	10	30.937	24.115	28.534	19.514	1'43.100	240,5	14:17'56.956
11	31.107	24.279	28.549	19.536	1'43.471	243,8	14:19'39.444	11	30.984	24.274	28.559	19.529	1'43.346	244,3	14:19'40.302
12	31.032	24.175	28.635	19.495	1'43.337	242,7	14:21'22.781	12	31.028	24.362	29.138	19.454	1'43.982	246,0	14:21'24.284
13	30.953	24.064	28.638	19.435	1'43.090	241,6	14:23'05.871	13	30.921	24.135	28.717	19.523	1'43.296	244,9	14:23'07.580
14	30.924	24.123	28.630	19.474	1'43.151	242,2	14:24'49.022	14	31.001	24.241	28.663	19.530	1'43.435	245,5	14:24'51.015
15	31.041	23.968	28.854	19.503	1'43.366	243,2	14:26'32.388	15	31.007	24.194	28.637	19.538	1'43.376	243,8	14:26'34.391
16	30.942	24.068	28.627	19.514	1'43.151	241,6	14:28'15.539	16	30.988	24.115	28.813	19.841	1'43.757	242,7	14:28'18.148
17	30.795	24.001	28.506	19.510	1'42.812	242,7	14:29'58.351	17	30.794	24.059	28.721	19.563	1'43.137	242,2	14:30'01.285
18	30.949	24.256	28.526	19.553	1'43.284	239,5	14:31'41.635	18	31.216	24.168	28.733	19.588	1'43.705	241,6	14:31'44.990
Race Time 31'00.428								Race Time 31'03.783							

03/05/2026 P = Pits In/Out - C = Lap Time Cancelled

These data/results cannot be reproduced, stored and/or transmitted in whole or in part by any manner of electronic, mechanical, photocopying, recording, broadcasting or otherwise now known or herein after developed without the previous express consent by the copyright owner, except for reproduction in daily press and regular printed publications on sale to the public within 60 days of the event related to those data/results and always provided that copyright symbol appears together as follows below.

© DORNA WSBK ORGANIZATION Srl 2026



Motul Hungarian Round, 1-3 May 2026
Chronological Analysis Race 2

Start at 14:00'41.207

7° 52 J. ALCOBA [1'42.887]								10° 94 L. MAHIAS [1'43.346]							
Lap	Seg1	Seg2	Seg3	Seg4	Lap Time	km/h	Local Time	Lap	Seg1	Seg2	Seg3	Seg4	Lap Time	km/h	Local Time
1		25.049	28.672	19.567	1'46.485	115,3	14:02'27.692	1		25.004	29.621	19.718	1'48.599	146,7	14:02'29.806
2	30.929	24.308	28.488	19.513	1'43.238	243,8	14:04'10.930	2	30.962	24.555	28.660	19.609	1'43.786	241,1	14:04'13.592
3	30.979	24.279	28.551	19.532	1'43.341	244,3	14:05'54.271	3	31.073	24.773	28.892	19.584	1'44.322	240,5	14:05'57.914
4	30.904	24.483	28.591	19.489	1'43.467C	243,8	14:07'37.738	4	31.111	24.459	28.740	19.553	1'43.863	240,5	14:07'41.777
5	30.946	24.226	28.462	19.510	1'43.144	244,9	14:09'20.882	5	31.217	24.285	28.877	19.648	1'44.027	240,0	14:09'25.804
6	30.876	24.144	28.511	19.514	1'43.045	244,3	14:11'03.927	6	31.156	24.440	28.735	19.859	1'44.190	240,0	14:11'09.994
7	30.861	24.137	28.562	19.498	1'43.058	243,2	14:12'46.985	7	31.098	24.229	28.876	19.553	1'43.756	241,1	14:12'53.750
8	30.849	24.134	28.459	19.445	1'42.887	242,7	14:14'29.872	8	31.050	24.617	28.805	19.701	1'44.173	239,5	14:14'37.923
9	30.909	24.170	28.532	19.661	1'43.272	242,7	14:16'13.144	9	31.034	24.330	28.751	19.565	1'43.680	238,9	14:16'21.603
10	30.915	24.216	28.661	19.584	1'43.376	242,2	14:17'56.520	10	31.094	24.482	28.715	19.631	1'43.922	240,5	14:18'05.525
11	30.983	24.357	28.644	19.543	1'43.527	244,3	14:19'40.047	11	31.094	24.344	28.662	19.703	1'43.803	238,4	14:19'49.328
12	30.925	24.526	28.610	19.537	1'43.598	245,5	14:21'23.645	12	31.058	24.281	28.604	19.667	1'43.610	238,4	14:21'32.938
13	30.915	24.226	28.911	19.537	1'43.589	244,3	14:23'07.234	13	30.895	24.144	28.722	19.585	1'43.346	237,4	14:23'16.284
14	30.897	24.437	28.626	19.604	1'43.564	242,2	14:24'50.798	14	30.997	24.543	28.629	19.567	1'43.736	237,4	14:25'00.020
15	30.970	24.183	28.601	19.596	1'43.350	242,2	14:26'34.148	15	30.911	24.337	28.816	19.548	1'43.612	236,3	14:26'43.632
16	31.012	24.308	29.169	19.794	1'44.283	243,8	14:28'18.431	16	31.073	24.180	28.714	19.612	1'43.579	238,4	14:28'27.211
17	31.110	24.285	28.843	19.745	1'43.983	238,9	14:30'02.414	17	31.039	24.341	28.641	19.655	1'43.676	237,4	14:30'10.887
18	31.151	24.523	28.859	19.767	1'44.300	241,1	14:31'46.714	18	30.920	24.315	29.079	19.958	1'44.272	236,8	14:31'55.159
Race Time 31'05.507								Race Time 31'13.952							

8° 57 A. MAHENDRA [1'43.421]								11° 40 M. CASADEI [1'43.379]							
Lap	Seg1	Seg2	Seg3	Seg4	Lap Time	km/h	Local Time	Lap	Seg1	Seg2	Seg3	Seg4	Lap Time	km/h	Local Time
1		25.045	29.235	19.560	1'47.905	144,4	14:02'29.112	1		25.141	30.028	20.218	1'49.934	147,1	14:02'31.141
2	30.946	24.160	29.426	19.630	1'44.162C	243,2	14:04'13.274	2	31.454	24.820	28.890	19.691	1'44.855	242,2	14:04'15.996
3	31.006	24.547	29.211	19.652	1'44.416	241,6	14:05'57.690	3	31.147	24.345	28.776	19.727	1'43.995	241,6	14:05'59.991
4	31.085	24.373	28.710	19.518	1'43.686	240,5	14:07'41.376	4	31.082	24.338	28.853	19.658	1'43.931	243,2	14:07'43.922
5	31.112	24.339	28.742	19.538	1'43.731	239,5	14:09'25.107	5	31.121	24.399	28.915	19.652	1'44.087	243,2	14:09'28.009
6	31.441	24.397	28.912	19.741	1'44.491	240,0	14:11'09.598	6	31.057	24.244	28.596	19.602	1'43.499	240,0	14:11'11.508
7	31.145	24.325	28.764	19.695	1'43.929	238,9	14:12'53.527	7	30.935	24.213	28.524	19.739	1'43.411C	241,1	14:12'54.919
8	31.122	24.486	28.720	19.640	1'43.968	236,8	14:14'37.495	8	31.003	24.229	28.518	19.650	1'43.400	241,6	14:14'38.319
9	31.006	24.452	28.727	19.523	1'43.708	238,4	14:16'21.203	9	30.964	24.349	29.026	19.651	1'43.990	244,3	14:16'22.309
10	30.957	24.338	28.635	19.505	1'43.435	238,4	14:18'04.638	10	31.040	24.258	28.772	19.622	1'43.692	241,1	14:18'06.001
11	31.006	24.260	28.767	19.620	1'43.653	238,4	14:19'48.291	11	31.033	24.203	28.714	19.619	1'43.569	239,5	14:19'49.570
12	31.096	24.230	28.527	19.655	1'43.508	237,9	14:21'31.799	12	31.069	24.257	28.697	19.591	1'43.614	240,5	14:21'33.184
13	31.059	24.180	28.644	19.559	1'43.442	236,3	14:23'15.241	13	31.008	24.325	28.807	19.678	1'43.818	241,1	14:23'17.002
14	31.018	24.173	28.849	19.564	1'43.604	237,4	14:24'58.845	14	31.092	24.282	28.814	19.591	1'43.779	238,9	14:25'00.781
15	30.972	24.136	28.797	19.552	1'43.457	237,4	14:26'42.302	15	31.313	24.249	28.690	19.553	1'43.805	239,5	14:26'44.586
16	31.016	24.083	28.802	1'43.421	239,5	14:28'25.723	16	31.012	24.172	28.554	19.641	1'43.379	240,0	14:28'27.965	
17	30.958	24.028	28.858	19.629	1'43.473	236,8	14:30'09.196	17	31.057	24.144	28.556	19.628	1'43.385	240,0	14:30'11.350
18	31.062	24.270	29.024	19.691	1'44.047	236,8	14:31'53.243	18	31.041	24.327	28.654	20.320	1'44.342C	240,0	14:31'55.692
Race Time 31'12.036								Race Time 31'14.485							

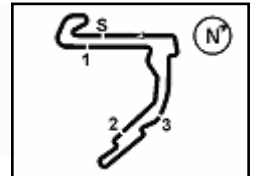
9° 43 S. JESPERSEN [1'43.118]								12° 50 O. VOSTATEK [1'43.163]							
Lap	Seg1	Seg2	Seg3	Seg4	Lap Time	km/h	Local Time	Lap	Seg1	Seg2	Seg3	Seg4	Lap Time	km/h	Local Time
1		25.304	29.173	19.642	1'47.820	132,5	14:02'29.027	1		25.129	30.132	20.288	1'51.044C	146,3	14:02'32.251
2	31.197	24.566	28.457	19.535	1'43.755	241,1	14:04'12.782	2	31.311	24.851	28.873	19.645	1'44.680	246,0	14:04'16.931
3	31.148	24.215	28.549	19.547	1'43.459	240,0	14:05'56.241	3	31.027	24.402	28.790	19.635	1'43.854	243,2	14:06'00.785
4	30.926	24.194	28.581	19.481	1'43.182	241,1	14:07'39.423	4	31.264	24.489	28.904	19.705	1'44.362	245,5	14:07'45.147
5	31.055	24.272	28.538	19.509	1'43.374	240,5	14:09'22.797	5	31.248	24.435	28.896	19.766	1'44.345	243,8	14:09'29.492
6	30.924	24.321	28.561	19.505	1'43.311C	240,5	14:11'06.108	6	31.291	24.658	29.164	19.726	1'44.839	244,9	14:11'14.331
7	30.949	24.193	28.432	19.544	1'43.118	241,6	14:12'49.226	7	31.112	24.299	28.669	19.572	1'43.652	243,2	14:12'57.983
8	30.923	24.255	28.615	20.239	1'44.032C	240,5	14:14'33.258	8	30.893	24.234	28.824	19.563	1'43.514	244,9	14:14'41.497
9	30.932	24.366	28.746	19.643	1'43.687	240,0	14:16'16.945	9	31.004	24.740	29.144	19.720	1'44.608	240,5	14:16'26.105
10	30.945	24.406	28.555	19.891	1'43.797	240,0	14:18'00.742	10	30.974	24.346	28.651	19.644	1'43.615	239,5	14:18'09.720
11	30.946	24.228	28.719	19.773	1'43.666	238,9	14:19'44.408	11	30.957	24.340	28.709	19.541	1'43.547	237,9	14:19'53.267
12	31.034	24.335	28.468	19.636	1'43.473	239,5	14:21'27.881	12	30.948	24.227	28.549	19.571	1'43.295	238,4	14:21'36.562
13	30.946	24.194	28.468	19.622	1'43.230	238,4	14:23'11.111	13	30.871	24.115	28.604	19.573	1'43.163	238,9	14:23'19.725
14	30.897	24.490	29.105	19.922	1'44.414	238,9	14:24'55.525	14	31.004	24.688	28.572	19.586	1'43.850	240,0	14:25'03.575
15	31.049	24.420	28.849	19.750	1'44.068	237,4	14:26'39.593	15	30.998	24.487	28.584	19.482	1'43.551	236,8	14:26'47.126
16	31.165	24.544	28.924	19.639	1'44.272	235,3	14:28'23.865	16	30.889	24.282	28.544	19.574	1'43.289	238,9	14:28'30.415
17	31.002	24.303	28.923	19.705	1'43.933	238,9	14:30'07.798	17	30.924	24.308	28.480	19.627	1'43.339	237,9	14:30'13.754
18	31.072	24.458	28.807	19.792	1'44.129	238,9	14:31'51.927	18	30.904	24.414	28.529	19.537	1'43.384	238,4	14:31'57.138
Race Time 31'10.720 + 3.000Pen								Race Time 31'15.931							

03/05/2026

P = Pits In/Out - C = Lap Time Cancelled

These data/results cannot be reproduced, stored and/or transmitted in whole or in part by any manner of electronic, mechanical, photocopying, recording, broadcasting or otherwise now known or herein after developed without the previous express consent by the copyright owner, except for reproduction in daily press and regular printed publications on sale to the public within 60 days of the event related to those data/results and always provided that copyright symbol appears together as follows below.

© DORNA WSBK ORGANIZATION Srl 2026



Motul Hungarian Round, 1-3 May 2026
Chronological Analysis Race 2

Start at 14:00'41.207

13° 16 A. ZACCONE [1'43.237]								16° 64 F. CARICASULO [1'43.898]							
Lap	Seg1	Seg2	Seg3	Seg4	Lap Time	km/h	Local Time	Lap	Seg1	Seg2	Seg3	Seg4	Lap Time	km/h	Local Time
1		25.050	29.876	20.361	1'49.995	139,2	14:02'31.202	1		24.997	30.111	20.469	1'50.556	137,4	14:02'31.763
2	31.450	24.510	28.717	19.761	1'44.438	245,5	14:04'15.640	2	31.760	25.647	29.048	19.854	1'46.309	242,7	14:04'18.072
3	31.372	24.272	28.533	19.814	1'43.991	241,6	14:05'59.631	3	31.058	24.489	28.906	19.610	1'44.063	241,1	14:06'02.135
4	30.862	24.332	28.677	21.100	1'44.971	C 241,6	14:07'44.602	4	31.042	24.584	28.777	19.611	1'44.014	240,5	14:07'46.149
5	31.634	24.323	28.991	19.755	1'44.703	241,6	14:09'29.305	5	31.155	24.326	28.980	19.622	1'44.083	240,5	14:09'30.232
6	31.281	24.560	29.336	19.768	1'44.945	242,7	14:11'14.250	6	31.123	24.511	29.072	19.935	1'44.641	242,2	14:11'14.873
7	30.992	24.119	28.666	19.838	1'43.615	241,6	14:12'57.865	7	31.284	24.541	28.785	19.602	1'44.212	244,3	14:12'59.085
8	31.270	24.228	28.821	19.858	1'44.177	240,0	14:14'42.042	8	30.989	24.543	28.819	19.561	1'43.912	243,2	14:14'42.997
9	30.940	24.430	29.170	19.856	1'44.396	241,1	14:16'26.438	9	31.086	24.450	28.930	19.680	1'44.146	243,8	14:16'27.143
10	31.091	24.431	28.671	19.880	1'44.073	245,5	14:18'10.511	10	31.328	24.468	29.073	19.698	1'44.567	243,2	14:18'11.710
11	30.826	24.120	28.703	19.718	1'43.367	241,1	14:19'53.878	11	31.080	24.420	28.711	19.687	1'43.898	241,6	14:19'55.608
12	30.838	24.186	28.585	19.640	1'43.249	241,1	14:21'37.127	12	31.203	24.530	29.211	19.829	1'44.773	242,2	14:21'40.381
13	31.083	24.313	28.638	19.647	1'43.681	240,5	14:23'20.808	13	31.153	24.324	28.872	19.601	1'43.950	242,2	14:23'24.331
14	30.858	24.320	28.857	19.800	1'43.835	241,6	14:25'04.643	14	31.095	24.898	28.966	19.606	1'44.565	242,2	14:25'08.896
15	30.857	24.283	28.619	19.903	1'43.662	244,3	14:26'48.305	15	31.111	24.410	29.066	19.603	1'44.190	239,5	14:26'53.086
16	30.999	24.316	28.644	19.610	1'43.569	240,0	14:28'31.874	16	31.161	24.567	28.929	19.663	1'44.320	239,5	14:28'37.406
17	30.804	24.207	28.566	19.660	1'43.237	241,1	14:30'15.111	17	30.978	24.444	29.008	19.653	1'44.083	239,5	14:30'21.489
18	31.122	24.377	28.599	19.898	1'43.996	240,0	14:31'59.107	18	31.285	24.561	29.076	19.849	1'44.771	240,0	14:32'06.260
Race Time 31'17.900								Race Time 31'25.053							

14° 70 J. WHATLEY [1'43.624]								17° 6 C. PEROLARI [1'43.901]							
Lap	Seg1	Seg2	Seg3	Seg4	Lap Time	km/h	Local Time	Lap	Seg1	Seg2	Seg3	Seg4	Lap Time	km/h	Local Time
1		24.982	29.627	19.731	1'48.805	142,3	14:02'30.012	1		25.198	29.888	20.064	1'50.221	147,9	14:02'31.428
2	31.084	24.506	28.753	19.871	1'44.214	244,3	14:04'14.226	2	30.929	24.460	28.905	19.678	1'43.972	238,4	14:04'15.400
3	31.141	24.420	28.795	19.664	1'44.020	244,3	14:05'58.246	3	31.000	24.364	28.958	20.065	1'44.387	239,5	14:05'59.787
4	31.180	24.638	28.696	19.952	1'44.466	242,2	14:07'42.712	4	31.107	24.229	28.949	19.667	1'43.952	242,2	14:07'43.739
5	31.127	24.474	28.570	19.774	1'43.945	240,5	14:09'26.657	5	31.218	24.341	28.952	19.925	1'44.436	240,0	14:09'28.175
6	31.482	24.325	28.557	19.755	1'44.119	241,1	14:11'10.776	6	31.170	24.195	29.027	19.761	1'44.153	240,0	14:11'12.328
7	30.939	24.447	28.630	19.706	1'43.722	242,2	14:12'54.498	7	31.235	24.365	29.082	19.773	1'44.455	240,5	14:12'56.783
8	30.988	24.432	28.586	19.618	1'43.624	241,1	14:14'38.122	8	31.154	24.474	29.033	19.727	1'44.388	238,9	14:14'41.171
9	31.054	24.438	29.398	19.666	1'44.556	244,3	14:16'22.678	9	31.216	24.613	29.258	20.075	1'45.162	238,4	14:16'26.333
10	31.094	24.292	28.614	19.683	1'43.683	242,2	14:18'06.361	10	31.447	24.539	28.905	19.800	1'44.691	240,0	14:18'11.024
11	31.245	24.421	28.750	19.767	1'44.183	240,5	14:19'50.544	11	31.052	24.245	28.986	19.656	1'43.939	240,0	14:19'54.963
12	31.181	24.379	28.771	19.873	1'44.204	241,6	14:21'34.748	12	31.405	24.721	29.216	19.810	1'45.152	240,5	14:21'40.115
13	31.325	24.380	28.892	19.933	1'44.530	240,5	14:23'19.278	13	31.147	24.308	28.798	19.648	1'43.901	238,9	14:23'24.016
14	31.380	25.080	28.897	19.893	1'45.250	240,0	14:25'04.528	14	31.192	25.450	29.151	19.667	1'45.460	239,5	14:25'09.476
15	31.272	24.330	28.694	19.860	1'44.156	239,5	14:26'48.684	15	31.122	24.406	29.025	19.622	1'44.175	239,5	14:26'53.651
16	31.007	24.381	28.820	19.752	1'43.960	241,6	14:28'32.644	16	31.137	24.364	29.017	19.661	1'44.179	240,5	14:28'37.830
17	31.354	24.384	28.967	19.947	1'44.652	240,0	14:30'17.296	17	31.147	24.271	29.019	19.707	1'44.144	239,5	14:30'21.974
18	31.187	24.539	28.956	19.742	1'44.424	240,0	14:32'01.720	18	31.215	24.471	28.979	19.772	1'44.437	238,9	14:32'06.411
Race Time 31'20.513								Race Time 31'25.204							

15° 77 D. AEGERTER [1'43.700]								18° 10 L. TACCINI [1'43.928]							
Lap	Seg1	Seg2	Seg3	Seg4	Lap Time	km/h	Local Time	Lap	Seg1	Seg2	Seg3	Seg4	Lap Time	km/h	Local Time
1		25.028	29.949	20.339	1'50.691	150,2	14:02'31.898	1		25.327	30.139	20.208	1'51.666	158,4	14:02'32.873
2	31.290	24.770	29.044	19.743	1'44.847	246,6	14:04'16.745	2	31.249	25.316	29.583	19.667	1'45.815	248,3	14:04'18.688
3	31.038	24.289	28.885	19.705	1'43.917	243,2	14:06'00.662	3	31.016	24.543	29.083	19.654	1'44.296	248,3	14:06'02.984
4	31.249	24.317	29.045	19.729	1'44.340	243,8	14:07'45.002	4	30.971	24.698	28.872	19.776	1'44.317	247,1	14:07'47.301
5	31.138	24.263	28.988	19.695	1'44.084	244,9	14:09'29.086	5	31.192	24.379	28.907	19.610	1'44.088	245,5	14:09'31.389
6	31.439	24.618	29.643	19.907	1'45.607	242,7	14:11'14.693	6	31.211	24.551	28.908	19.627	1'44.297	245,5	14:11'15.686
7	31.208	24.259	28.933	19.729	1'44.129	244,3	14:12'58.822	7	31.120	24.708	28.901	20.546	1'45.275	246,6	14:13'00.961
8	31.053	24.356	28.889	19.716	1'44.014	243,8	14:14'42.836	8	31.337	24.473	28.809	19.722	1'44.341	240,0	14:14'45.302
9	31.110	24.299	28.981	19.699	1'44.089	243,8	14:16'26.925	9	31.020	24.681	29.032	19.730	1'44.463	246,0	14:16'29.765
10	31.231	24.458	28.907	19.649	1'44.245	243,2	14:18'11.170	10	31.192	24.558	28.821	19.833	1'44.404	245,5	14:18'14.169
11	31.113	24.281	28.914	19.744	1'44.052	246,6	14:19'55.222	11	31.136	24.495	28.765	19.637	1'44.033	245,5	14:19'58.202
12	31.199	24.254	28.981	19.649	1'44.083	244,9	14:21'39.305	12	31.125	24.533	28.817	19.672	1'44.147	244,9	14:21'42.349
13	31.067	24.222	28.918	19.662	1'43.869	241,1	14:23'23.174	13	31.035	24.432	28.772	19.689	1'43.928	243,8	14:23'26.277
14	31.018	24.880	28.957	19.709	1'44.564	241,6	14:25'07.738	14	31.156	24.718	28.796	19.799	1'44.469	244,3	14:25'10.746
15	31.039	24.192	29.005	19.665	1'43.901	241,1	14:26'51.639	15	30.983	24.592	28.782	19.694	1'44.051	243,2	14:26'54.797
16	31.057	24.096	28.921	19.626	1'43.700	241,6	14:28'35.339	16	31.081	24.497	28.775	19.701	1'44.054	246,0	14:28'38.851
17	31.051	24.173	29.009	19.767	1'44.000	241,6	14:30'19.339	17	30.999	24.458	28.861	19.787	1'44.105	246,6	14:30'22.956
18	31.152	24.334	29.274	19.768	1'44.528	241,1	14:32'03.867	18	31.007	24.367	28.928	19.844	1'44.146	243,8	14:32'07.102
Race Time 31'22.660								Race Time 31'25.895							

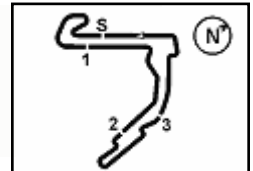
03/05/2026

P = Pits In/Out - C = Lap Time Cancelled

These data/results cannot be reproduced, stored and/or transmitted in whole or in part by any manner of electronic, mechanical, photocopying, recording, broadcasting or otherwise now known or herein after developed without the previous express consent by the copyright owner, except for reproduction in daily press and regular printed publications on sale to the public within 60 days of the event related to those data/results and always provided that copyright symbol appears together as follows below.

© DORNA WSBK ORGANIZATION Srl 2026





Motul Hungarian Round, 1-3 May 2026
Chronological Analysis Race 2

Start at 14:00'41.207

19° 24 M. RAMIREZ [1'43.620]								22° 25 O. KONIG [1'44.186]							
Lap	Seg1	Seg2	Seg3	Seg4	Lap Time	km/h	Local Time	Lap	Seg1	Seg2	Seg3	Seg4	Lap Time	km/h	Local Time
1		25.384	30.293	20.197	1'51.873	157,7	14:02'33.080	1		25.488	30.358	20.177	1'52.196	161,9	14:02'33.403
2	31.263	25.266	29.715	19.784	1'46.028	245,5	14:04'19.108	2	31.957	25.372	29.534	19.800	1'46.663C	242,7	14:04'20.066
3	33.138	25.040	28.673	19.726	1'46.577	247,1	14:06'05.685	3	31.628	24.792	29.045	20.026	1'45.491	242,2	14:06'05.557
4	31.202	24.409	28.822	19.644	1'44.077	247,1	14:07'49.762	4	31.634	24.944	28.773	19.853	1'45.204C	241,6	14:07'50.761
5	31.051	24.469	28.775	19.596	1'43.891	247,1	14:09'33.653	5	31.749	24.702	28.929	19.839	1'45.219	241,6	14:09'35.980
6	30.968	24.158	28.833	19.695	1'43.654	244,3	14:11'17.307	6	31.244	24.707	28.905	19.672	1'44.528	238,4	14:11'20.508
7	31.194	24.384	28.689	19.583	1'43.850	247,7	14:13'01.157	7	31.332	24.735	28.806	19.722	1'44.595	236,8	14:13'05.103
8	31.442	24.322	28.829	19.816	1'44.409	246,0	14:14'45.566	8	31.238	24.710	28.732	19.687	1'44.367	237,9	14:14'49.470
9	30.868	24.541	28.696	19.660	1'43.765	244,3	14:16'29.331	9	31.270	24.706	28.706	19.603	1'44.285	237,4	14:16'33.755
10	30.938	24.407	28.758	19.679	1'43.782	243,2	14:18'13.113	10	31.311	24.524	28.912	19.755	1'44.502	236,8	14:18'18.257
11	30.991	24.404	28.706	19.656	1'43.757	244,9	14:19'56.870	11	31.299	24.528	28.752	19.817	1'44.396	237,9	14:20'02.653
12	31.127	24.450	28.769	19.746	1'44.092	247,1	14:21'40.962	12	31.389	24.530	28.714	19.709	1'44.342C	237,9	14:21'46.995
13	31.085	24.514	28.784	19.694	1'44.077	245,5	14:23'25.039	13	31.466	24.576	28.778	19.706	1'44.526	238,9	14:23'31.521
14	31.084	24.829	29.268	19.742	1'44.923	244,9	14:25'09.962	14	31.292	24.685	28.864	19.741	1'44.582	238,4	14:25'16.103
15	31.127	24.563	28.850	19.896	1'44.436	245,5	14:26'54.398	15	31.200	24.738	28.838	19.796	1'44.572	241,6	14:27'00.675
16	30.885	24.314	28.797	19.658	1'43.654	244,3	14:28'38.052	16	31.233	24.497	28.779	19.677	1'44.186	239,5	14:28'44.861
17	31.079	24.322	30.610	19.635	1'45.646C	246,0	14:30'23.698	17	31.410	24.919	29.176	19.865	1'45.370	242,7	14:30'30.231
18	30.921	24.243	28.851	19.605	1'43.620	243,8	14:32'07.318	18	31.380	24.724	28.900	19.765	1'44.769	241,6	14:32'15.000
Race Time 31'26.111								Race Time 31'33.793							

20° 91 B. JIMENEZ [1'43.812]								23° 20 X. CARDELUS [1'44.118]							
Lap	Seg1	Seg2	Seg3	Seg4	Lap Time	km/h	Local Time	Lap	Seg1	Seg2	Seg3	Seg4	Lap Time	km/h	Local Time
1		25.396	29.992	20.230	1'51.429	155,4	14:02'32.636	1		25.046	30.069	20.773	1'51.824	162,2	14:02'33.031
2	31.332	25.768	29.405	19.833	1'46.338	244,3	14:04'18.974	2	31.773	25.189	30.435	19.845	1'47.242C	242,2	14:04'20.273
3	30.985	24.589	28.911	19.722	1'44.207	245,5	14:06'03.181	3	31.228	24.296	28.957	19.751	1'44.232	242,2	14:06'04.505
4	31.025	24.942	28.570	19.739	1'44.276	246,6	14:07'47.457	4	31.715	24.315	28.731	19.660	1'44.421	238,9	14:07'48.926
5	31.162	24.624	28.674	19.670	1'44.130	246,0	14:09'31.587	5	31.209	24.364	28.744	19.801	1'44.118	240,0	14:09'33.044
6	31.158	24.610	28.892	19.776	1'44.436	246,0	14:11'16.023	6	31.226	24.276	28.867	19.781	1'44.150	239,5	14:11'17.194
7	31.099	24.683	28.790	20.008	1'44.580	245,5	14:13'00.603	7	31.257	24.631	28.951	19.803	1'44.642	241,1	14:13'01.836
8	31.072	24.642	28.615	19.634	1'43.963	240,0	14:14'44.566	8	31.184	24.413	29.043	19.750	1'44.390	241,1	14:14'46.226
9	31.005	24.681	28.711	19.851	1'44.248	243,2	14:16'28.814	9	31.217	24.549	28.955	19.718	1'44.439	241,6	14:16'30.665
10	31.008	24.612	28.676	19.731	1'44.027	242,7	14:18'12.841	10	31.267	24.198	28.959	19.808	1'44.232	242,2	14:18'14.897
11	31.042	24.438	28.594	19.738	1'43.812	243,8	14:19'56.653	11	31.546	24.308	28.935	19.748	1'44.537	238,9	14:19'59.434
12	30.995	24.514	28.700	19.777	1'43.986	244,9	14:21'40.639	12	31.294	24.351	29.003	19.918	1'44.566C	240,0	14:21'44.000
13	31.096	24.589	28.633	19.664	1'43.982	244,9	14:23'24.621	13	31.366	24.405	29.006	19.954	1'44.731	237,4	14:23'28.731
14	31.029	25.194	29.113	19.802	1'45.138	244,9	14:25'09.759	14	31.500	24.415	29.229	19.973	1'45.117	236,8	14:25'13.848
15	31.093	24.607	28.765	19.743	1'44.208	243,8	14:26'53.967	15	31.511	24.441	29.094	20.048	1'45.094	234,8	14:26'58.942
16	31.060	24.593	29.064	19.730	1'44.447	244,9	14:28'38.414	16	31.383	24.530	29.464	20.126	1'45.503	235,3	14:28'44.445
17	31.428	24.837	28.808	19.795	1'44.868	244,3	14:30'23.282	17	31.656	24.877	29.214	19.928	1'45.675	234,3	14:30'30.120
18	30.979	24.587	29.111	19.809	1'44.486	243,8	14:32'07.768	18	31.968	24.801	29.488	20.124	1'46.381	236,3	14:32'16.501
Race Time 31'26.561								Race Time 31'35.294							

21° 73 J. CRETARO [1'44.142]								24° 88 A. GIOMBINI [1'44.332]							
Lap	Seg1	Seg2	Seg3	Seg4	Lap Time	km/h	Local Time	Lap	Seg1	Seg2	Seg3	Seg4	Lap Time	km/h	Local Time
1		25.566	30.033	20.133	1'52.322	169,8	14:02'33.529	1		25.845	30.278	20.218	1'53.063	165,9	14:02'34.270
2	31.383	25.258	29.425	19.784	1'45.850	249,4	14:04'19.379	2	31.345	25.286	29.796	19.765	1'46.192C	247,7	14:04'20.462
3	31.348	24.563	28.750	19.616	1'44.277	245,5	14:06'03.656	3	31.401	24.568	28.844	20.063	1'44.876	245,5	14:06'05.338
4	31.352	24.602	28.784	19.627	1'44.365	244,3	14:07'48.021	4	31.104	24.684	28.874	19.636	1'44.298C	242,7	14:07'49.636
5	31.269	24.549	28.728	19.596	1'44.142	244,3	14:09'32.163	5	31.461	24.618	28.960	19.609	1'44.648	243,2	14:09'34.284
6	31.289	24.561	28.847	19.730	1'44.427	244,3	14:11'16.590	6	31.183	24.620	28.794	19.642	1'44.239C	243,2	14:11'18.523
7	31.225	24.563	28.785	19.841	1'44.414	243,8	14:13'01.004	7	31.379	24.613	28.796	19.616	1'44.404	243,2	14:13'02.927
8	31.522	24.723	28.886	19.695	1'44.826	241,6	14:14'45.830	8	31.157	24.733	28.771	19.495	1'44.156C	243,2	14:14'47.083
9	31.320	24.602	28.800	19.791	1'44.513	244,3	14:16'30.343	9	31.254	24.559	28.788	19.731	1'44.332	242,7	14:16'31.415
10	31.262	24.538	29.446	21.383	1'46.629C	242,7	14:18'16.972	10	31.256	24.563	29.041	19.818	1'44.678	242,7	14:18'16.093
11	31.602	24.685	28.876	19.839	1'45.002	238,9	14:20'01.974	11	31.326	24.459	29.018	19.936	1'44.739	242,2	14:20'00.832
12	31.385	24.696	28.822	19.765	1'44.668C	240,0	14:21'46.642	12	31.344	24.706	31.838	19.770	1'47.658C	243,2	14:21'48.490
13	31.275	24.636	28.756	19.732	1'44.399	239,5	14:23'31.041	13	31.384	24.755	28.940	19.762	1'44.841C	239,5	14:23'33.331
14	31.363	24.915	28.767	19.826	1'44.871	238,9	14:25'15.912	14	31.303	24.623	29.046	19.921	1'44.893	238,9	14:25'18.224
15	31.165	24.562	28.831	19.684	1'44.242	239,5	14:27'00.154	15	31.256	24.470	29.221	19.623	1'44.570	240,0	14:27'02.794
16	31.252	24.603	28.910	19.776	1'44.541	240,0	14:28'44.695	16	31.234	24.635	29.095	19.655	1'44.619	239,5	14:28'47.413
17	31.441	24.730	28.860	19.755	1'44.786	244,3	14:30'29.481	17	31.448	24.818	29.183	19.866	1'45.315	241,6	14:30'32.728
18	31.259	24.678	28.808	19.691	1'44.436	238,9	14:32'13.917	18	31.544	24.771	29.103	19.835	1'45.253	240,0	14:32'17.981
Race Time 31'32.710								Race Time 31'36.774 + 3.000Pen							

03/05/2026

P = Pits In/Out - C = Lap Time Cancelled

These data/results cannot be reproduced, stored and/or transmitted in whole or in part by any manner of electronic, mechanical, photocopying, recording, broadcasting or otherwise now known or herein after developed without the previous express consent by the copyright owner, except for reproduction in daily press and regular printed publications on sale to the public within 60 days of the event related to those data/results and always provided that copyright symbol appears together as follows below.

© DORNA WSBK ORGANIZATION Srl 2026

