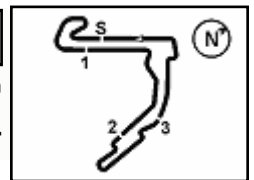


Balaton Park Circuit 4.075 m

**Motul Hungarian Round, 1-3 May 2026**  
**Biographical Entry List**

No.	Rider (Abbreviation)	Age	Date of Birth	Place of Birth	Nat	Bike Team	Wins 2026	Podiums 2026	Pole 2026	Races 2026	Tyres	Class
1	<b>3 DE ROSA Raffaele</b> [DeR]	39	25/03/1987	Napoli	ITA	<b>QJMOTOR SRK 800 RS</b> QJMOTOR Factory Racing	1	19		182	Pirelli	*
2	<b>5 MASIA Jaume</b> [Mas]	25	08/10/2000	Algemesi - Valencia	ESP	<b>Ducati Panigale V2</b> Orelac Racing Verdunatura	4	9	2	30	Pirelli	
3	<b>6 PEROLARI Corentin</b> [Per]	28	13/04/1998	Bagnols-sur-Cèze	FRA	<b>Honda CBR600RR</b> Honda Racing World Supersport		1	1	59	Pirelli	*
4	<b>7 FARIOLI Filippo</b> [Far]	21	04/04/2005	Bergamo	ITA	<b>Yamaha YZF-R9</b> VFT Racing Yamaha				28	Pirelli	
5	<b>10 TACCINI Leonardo</b> [Tac]	23	18/09/2002	Rome	ITA	<b>Ducati Panigale V2</b> Ecosantagata Althea Racing Team				73	Pirelli	
6	<b>11 FERRARI Matteo</b> [Fer]	29	12/02/1997	Cesena	ITA	<b>Ducati Panigale V2</b> WRP Racing		1		10	Pirelli	
7	<b>16 ZACCONE Alessandro</b> [Zac]	27	16/01/1999	Rimini	ITA	<b>Ducati Panigale V2</b> Ecosantagata Althea Racing Team				23	Pirelli	
8	<b>19 KOFLER Andreas</b> [Kof]	21	12/08/2004	Voecklabruck	AUT	<b>Yamaha YZF-R9</b> Motorsport Kofler				8	Pirelli	*
9	<b>20 CARDELUS Xavi</b> [XCa]	27	15/05/1998	Andorra	AND	<b>Yamaha YZF-R9</b> Cerba Yamaha Racing Team				34	Pirelli	
10	<b>22 CARRASCO Ana</b> [CaA]	29	10/03/1997	Cehegin	ESP	<b>Honda CBR600RR</b> Honda Racing World Supersport				24	Pirelli	*
11	<b>24 RAMIREZ Marcos</b> [Ram]	28	16/12/1997	Conil	ESP	<b>QJMOTOR SRK 800 RS</b> QJMOTOR Factory Racing				9	Pirelli	*
12	<b>25 KONIG Oliver</b> [Kon]	24	18/03/2002	Praha	CZE	<b>Triumph Street Triple 765 RS</b> Compos Racing Team				6	Pirelli	
13	<b>31 OKAMOTO Yuki</b> [Oka]	26	23/07/1999	Japan	JPN	<b>Yamaha YZF-R9</b> Pata Yamaha Ten Kate Racing				24	Pirelli	
14	<b>32 BAYLISS Oli</b> [Bay]	22	20/09/2003	Monaco	AUS	<b>Triumph Street Triple 765 RS</b> PTR Triumph Factory Racing		1		89	Pirelli	
15	<b>37 GARCIA Roberto</b> [Gar]	19	31/05/2006	Sevilla	ESP	<b>Yamaha YZF-R9</b> GMT94 Yamaha				20	Pirelli	
16	<b>40 CASADEI Mattia</b> [Cas]	26	02/07/1999	Rimini	ITA	<b>Ducati Panigale V2</b> D34G WorldSSP Racing Team			2	25	Pirelli	
17	<b>43 JESPERSEN Simon</b> [Jes]	24	23/07/2001	Copenhagen	DEN	<b>Ducati Panigale V2</b> EAB Racing Team		1		54	Pirelli	
18	<b>50 VOSTATEK Ondrej</b> [Vos]	21	26/08/2004	Praha 4	CZE	<b>Triumph Street Triple 765 RS</b> Compos Racing Team				94	Pirelli	
19	<b>52 ALCOBA Jeremy</b> [Alc]	24	15/11/2001	Tortosa	ESP	<b>Kawasaki ZX-6R 636</b> Kawasaki WorldSSP Team		2		30	Pirelli	
20	<b>53 DEBISE Valentin</b> [Deb]	34	12/02/1992	Albi	FRA	<b>ZXMOTO 820RR</b> EASTROC ZXMOTO Evan Bros Factory	4	16		100	Pirelli	
21	<b>54 ROSSI Riccardo</b> [Ros]	24	21/03/2002	Genova	ITA	<b>Ducati Panigale V2</b> Renzi Corse	2	2		6	Pirelli	
22	<b>57 MAHENDRA Aldi</b> [MaA]	19	27/06/2006	Yogyakarta	INA	<b>Yamaha YZF-R9</b> AS BLU CRU Racing Team		1		22	Pirelli	
23	<b>61 ONCU Can</b> [OnC]	22	26/07/2003	Alanya	TUR	<b>Yamaha YZF-R9</b> Pata Yamaha Ten Kate Racing	7	31	5	128	Pirelli	
24	<b>64 CARICASULO Federico</b> [Car]	30	06/04/1996	Ravenna	ITA	<b>ZXMOTO 820RR</b> EASTROC ZXMOTO Evan Bros Factory	7	35	13	169	Pirelli	
25	<b>65 OETTL Philipp</b> [Oet]	29	03/05/1996	Bad Reichenhall	GER	<b>Ducati Panigale V2</b> Feel Racing WorldSSP Team	1	15	1	66	Pirelli	
26	<b>69 BOOTH-AMOS Tom</b> [Boo]	30	12/03/1996	Stafford	GBR	<b>Triumph Street Triple 765 RS</b> PTR Triumph Factory Racing	1	11		91	Pirelli	
27	<b>70 WHATLEY Josh</b> [Wha]	20	02/09/2005	Chetsey	GBR	<b>Ducati Panigale V2</b> Orelac Racing Verdunatura				10	Pirelli	
28	<b>73 CRETARO Jacopo</b> [Cre]	25	12/05/2000	Roma	ITA	<b>MV Agusta F3 800 RR</b> Flembo by Racing Development				14	Pirelli	
29	<b>75 ARENAS Albert</b> [Are]	29	11/12/1996	Barcelona	ESP	<b>Yamaha YZF-R9</b> AS BLU CRU Racing Team	1	4		6	Pirelli	
30	<b>77 AEGERTER Dominique</b> [Aeg]	35	30/09/1990	Röthenbach Im Emmental	SUI	<b>Kawasaki ZX-6R 636</b> Kawasaki WorldSSP Team	27	35	11	50	Pirelli	
31	<b>88 GIOMBINI Andrea</b> [Gio]	22	11/03/2004	Roma	ITA	<b>MV Agusta F3 800 RR</b> Motozoo by Madforce Dubai				12	Pirelli	
32	<b>91 JIMENEZ Borja</b> [Jim]	18	30/06/2007	Murcia	ESP	<b>Ducati Panigale V2</b> WRP Racing				6	Pirelli	
33	<b>94 MAHIAS Lucas</b> [Mah]	37	14/04/1989	Mont de Marsan	FRA	<b>Yamaha YZF-R9</b> GMT94 Yamaha	9	35	10	125	Pirelli	



**Motul Hungarian Round, 1-3 May 2026**  
**Results Free Practice**

No.	Rider	Nat	Team	Bike	Class	Time	Gap	Rel.	Laps	Speed	
										Avg	Max
1	<b>5 J. MASIA</b>	ESP	Orelac Racing Verdunatura	Ducati Panigale V2		<b>1'42.965</b>			15	142,476	<b>241,1</b>
2	<b>11 M. FERRARI</b>	ITA	WRP Racing	Ducati Panigale V2		<b>1'43.021</b>	0.056	0.056	16	142,398	<b>244,9</b>
3	<b>61 C. ONCU</b>	TUR	Pata Yamaha Ten Kate Racing	Yamaha YZF-R9		<b>1'43.173</b>	0.208	0.152	17	142,188	<b>242,2</b>
4	<b>7 F. FARIOLI</b>	ITA	VFT Racing Yamaha	Yamaha YZF-R9		<b>1'43.311</b>	0.346	0.138	16	141,998	<b>238,9</b>
5	<b>52 J. ALCOBA</b>	ESP	Kawasaki WorldSSP Team	Kawasaki ZX-6R 636		<b>1'43.327</b>	0.362	0.016	17	141,976	<b>245,5</b>
6	<b>16 A. ZACCONE</b>	ITA	Ecosantagata Althea Racing Team	Ducati Panigale V2		<b>1'43.345</b>	0.380	0.018	16	141,952	<b>242,2</b>
7	<b>43 S. JESPERSEN</b>	DEN	EAB Racing Team	Ducati Panigale V2		<b>1'43.353</b>	0.388	0.008	17	141,941	<b>244,3</b>
8	<b>37 R. GARCIA</b>	ESP	GMT94 Yamaha	Yamaha YZF-R9		<b>1'43.443</b>	0.478	0.090	16	141,817	<b>241,6</b>
9	<b>75 A. ARENAS</b>	ESP	AS BLU CRU Racing Team	Yamaha YZF-R9		<b>1'43.618</b>	0.653	0.175	17	141,578	<b>241,1</b>
10	<b>70 J. WHATLEY</b>	GBR	Orelac Racing Verdunatura	Ducati Panigale V2		<b>1'43.621</b>	0.656	0.003	19	141,574	<b>241,1</b>
11	<b>53 V. DEBISE</b>	FRA	EASTROC ZXMTOTO Evan Bros Factory	ZXMTOTO 820RR		<b>1'43.760</b>	0.795	0.139	16	141,384	<b>243,8</b>
12	<b>65 P. DETTL</b>	GER	Feel Racing WorldSSP Team	Ducati Panigale V2		<b>1'43.839</b>	0.874	0.079	16	141,276	<b>243,2</b>
13	<b>94 L. MAHIAS</b>	FRA	GMT94 Yamaha	Yamaha YZF-R9		<b>1'43.960</b>	0.995	0.121	15	141,112	<b>237,9</b>
14	<b>57 A. MAHENDRA</b>	INA	AS BLU CRU Racing Team	Yamaha YZF-R9		<b>1'44.052</b>	1.087	0.092	14	140,987	<b>241,1</b>
15	<b>50 O. VOSTATEK</b>	CZE	Compos Racing Team	Triumph Street Triple 765 RS		<b>1'44.058</b>	1.093	0.006	16	140,979	<b>241,6</b>
16	<b>32 O. BAYLISS</b>	AUS	PTR Triumph Factory Racing	Triumph Street Triple 765 RS		<b>1'44.107</b>	1.142	0.049	17	140,913	<b>241,1</b>
17	<b>24 M. RAMIREZ</b>	ESP	QJMOTOR Factory Racing	QJMOTOR SRK 800 RS	*	<b>1'44.188</b>	1.223	0.081	17	140,803	<b>242,2</b>
18	<b>3 R. DE ROSA</b>	ITA	QJMOTOR Factory Racing	QJMOTOR SRK 800 RS	*	<b>1'44.304</b>	1.339	0.116	15	140,647	<b>240,5</b>
19	<b>40 M. CASADEI</b>	ITA	D34G WorldSSP Racing Team	Ducati Panigale V2		<b>1'44.309</b>	1.344	0.005	12	140,640	<b>240,0</b>
20	<b>69 T. BOOTH-AMOS</b>	GBR	PTR Triumph Factory Racing	Triumph Street Triple 765 RS		<b>1'44.316</b>	1.351	0.007	16	140,630	<b>242,7</b>
21	<b>6 C. PEROLARI</b>	FRA	Honda Racing World Supersport	Honda CBR600RR	*	<b>1'44.440</b>	1.475	0.124	13	140,463	<b>240,5</b>
22	<b>64 F. CARICASULO</b>	ITA	EASTROC ZXMTOTO Evan Bros Factory	ZXMTOTO 820RR		<b>1'44.478</b>	1.513	0.038	14	140,412	<b>241,1</b>
23	<b>10 L. TACCINI</b>	ITA	Ecosantagata Althea Racing Team	Ducati Panigale V2		<b>1'44.716</b>	1.751	0.238	14	140,093	<b>244,9</b>
24	<b>25 O. KONIG</b>	CZE	Compos Racing Team	Triumph Street Triple 765 RS		<b>1'44.723</b>	1.758	0.007	14	140,084	<b>241,6</b>
25	<b>91 B. JIMENEZ</b>	ESP	WRP Racing	Ducati Panigale V2		<b>1'45.193</b>	2.228	0.470	17	139,458	<b>244,9</b>
26	<b>20 X. CARDELUS</b>	AND	Cerba Yamaha Racing Team	Yamaha YZF-R9		<b>1'45.236</b>	2.271	0.043	15	139,401	<b>238,9</b>
27	<b>77 D. AEGERTER</b>	SUI	Kawasaki WorldSSP Team	Kawasaki ZX-6R 636		<b>1'45.705</b>	2.740	0.469	17	138,782	<b>242,2</b>
28	<b>88 A. GIOMBINI</b>	ITA	Motozoo by Madforce Dubai	MV Agusta F3 800 RR		<b>1'45.975</b>	3.010	0.270	16	138,429	<b>243,8</b>
29	<b>54 R. ROSSI</b>	ITA	Renzi Corse	Ducati Panigale V2		<b>1'46.028</b>	3.063	0.053	16	138,360	<b>240,0</b>
30	<b>22 A. CARRASCO</b>	ESP	Honda Racing World Supersport	Honda CBR600RR	*	<b>1'46.441</b>	3.476	0.413	16	137,823	<b>240,0</b>
31	<b>31 Y. OKAMOTO</b>	JPN	Pata Yamaha Ten Kate Racing	Yamaha YZF-R9		<b>1'46.597</b>	3.632	0.156	17	137,621	<b>239,5</b>
32	<b>19 A. KOFLER</b>	AUT	Motorsport Kofler	Yamaha YZF-R9	*	<b>1'46.824</b>	3.859	0.227	15	137,329	<b>235,8</b>
33	<b>73 J. CRETARO</b>	ITA	Flembo by Racing Development	MV Agusta F3 800 RR		<b>1'47.087</b>	4.122	0.263	12	136,991	<b>238,9</b>

Qualifying Lap Time (105% of 1'42.965): 1'48.114

\* WorldSSP Challenge

AIR	Humidity:	29%	Temp:	16°C
TRACK	Condition:	Dry	Temp:	31°C

Records	Pole	[SP]	2025 B.Bendsneyder	1'42.799	142,710	Km/h
	Race	[RC2]	2025 S.Manzi	1'43.296	142,020	Km/h
	All Times	[SP]	2025 B.Bendsneyder	1'42.799	142,710	Km/h

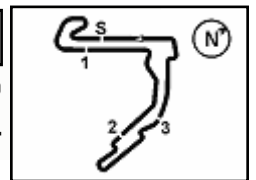
01/05/2026 Start 11:20 End 12:02

The results are provisional until the end of the time limit for protests and appeals and the completion of the technical checks.

Clerk Of The Course: **Kocsik Tamas**  
Publication Time: **12:05**

These data/results cannot be reproduced, stored and/or transmitted in whole or in part by any manner of electronic, mechanical, photocopying, recording, broadcasting or otherwise now known or herein after developed without the previous express consent by the copyright owner, except for reproduction in daily press and regular printed publications on sale to the public within 60 days of the event related to those data/results and always provided that copyright symbol appears together as follows below.

© DORNA WSBK ORGANIZATION Srl 2026



**Motul Hungarian Round, 1-3 May 2026**  
**Results Free Practice**

**Session Highlights**

Local Time	No. Rider	Description
11.20.00		Start of Session
11.20.01		WorldSSP Pit Intervention Time: 1min 16sec
11.21.12	<b>32 O. BAYLISS</b>	#32 Current Lap Time Cancelled - Exceeded Track Limits - Turn 9
11.21.59	<b>32 O. BAYLISS</b>	#32 Lap Time Cancelled (First Lap) - Exceeded Track Limits - Turn 9
11.22.59	<b>20 X. CARDELUS</b>	#20 Current Lap Time Cancelled - Exceeded Track Limits - Turn 9
11.23.00	<b>32 O. BAYLISS</b>	#32 Current Lap Time Cancelled - Exceeded Track Limits - Turn 9
11.23.44	<b>20 X. CARDELUS</b>	#20 Lap Time Cancelled (1'46.490) - Exceeded Track Limits - Turn 9
11.24.00	<b>32 O. BAYLISS</b>	#32 Lap Time Cancelled (2'01.609) - Exceeded Track Limits - Turn 9
11.24.54	<b>91 B. JIMENEZ</b>	#91 Current Lap Time Cancelled - Exceeded Track Limits - Turn 9
11.25.40	<b>91 B. JIMENEZ</b>	#91 Lap Time Cancelled (1'46.973) - Exceeded Track Limits - Turn 9
11.25.47	<b>43 S. JESPERSEN</b>	#43 Current Lap Time Cancelled - Exceeded Track Limits - Turn 15
11.25.56	<b>43 S. JESPERSEN</b>	#43 Lap Time Cancelled (1'45.181) - Exceeded Track Limits - Turn 15
11.27.56		Yellow Flag Out - Turn 1-2
11.27.58		Double Yellow Flag Out - Turn 1-2
11.28.06	<b>65 P. OETTL</b>	#65 Crashed - Turn 1
11.28.14		Double Yellow Flag In - Turn 1-2
11.28.14		Riders Under Yellow Flag at Turn 1-2: #7 #31 #16 #40 #52 #50 #25 #11
11.28.18	<b>24 M. RAMIREZ</b>	#24 Current Lap Time Cancelled - Exceeded Track Limits - Turn 9
11.28.21	<b>65 P. OETTL</b>	#65 Rejoined
11.28.21	<b>20 X. CARDELUS</b>	#20 Current Lap Time Cancelled - Exceeded Track Limits - Turn 9
11.28.24	<b>6 C. PEROLARI</b>	#6 Current Lap Time Cancelled - Exceeded Track Limits - Turn 9
11.28.56	<b>54 R. ROSSI</b>	#54 Current Lap Time Cancelled - Exceeded Track Limits - Turn 9
11.29.04	<b>24 M. RAMIREZ</b>	#24 Lap Time Cancelled (1'47.012) - Exceeded Track Limits - Turn 9
11.29.10	<b>20 X. CARDELUS</b>	#20 Lap Time Cancelled (1'52.063) - Exceeded Track Limits - Turn 9
11.29.11	<b>6 C. PEROLARI</b>	#6 Lap Time Cancelled (1'51.010) - Exceeded Track Limits - Turn 9
11.29.43	<b>54 R. ROSSI</b>	#54 Lap Time Cancelled (1'54.550) - Exceeded Track Limits - Turn 9
11.30.11	<b>65 P. OETTL</b>	#65 BLACK FLAG - Crashed during practice and not entered into pit lane
11.30.45	<b>54 R. ROSSI</b>	#54 Current Lap Time Cancelled - Exceeded Track Limits - Turn 9
11.30.48	<b>31 Y. OKAMOTO</b>	#31 Current Lap Time Cancelled - Exceeded Track Limits - Turn 9
11.31.00	<b>65 P. OETTL</b>	#65 Current Lap Time Cancelled - Exceeded Track Limits - Turn 9
11.31.31	<b>54 R. ROSSI</b>	#54 Lap Time Cancelled (1'47.646) - Exceeded Track Limits - Turn 9
11.31.34	<b>31 Y. OKAMOTO</b>	#31 Lap Time Cancelled (1'51.213) - Exceeded Track Limits - Turn 9
11.31.59	<b>20 X. CARDELUS</b>	#20 Current Lap Time Cancelled - Exceeded Track Limits - Turn 9
11.32.06	<b>65 P. OETTL</b>	#65 Lap Time Cancelled (2'12.506) - Exceeded Track Limits - Turn 9
11.32.09	<b>91 B. JIMENEZ</b>	#91 Current Lap Time Cancelled - Exceeded Track Limits - Turn 9
11.32.32	<b>25 O. KONIG</b>	#25 Current Lap Time Cancelled - Exceeded Track Limits - Turn 9
11.32.32	<b>54 R. ROSSI</b>	#54 Current Lap Time Cancelled - Exceeded Track Limits - Turn 9
11.32.37	<b>43 S. JESPERSEN</b>	#43 Current Lap Time Cancelled - Exceeded Track Limits - Turn 13
11.32.42	<b>10 L. TACCINI</b>	#10 Current Lap Time Cancelled - Exceeded Track Limits - Turn 15
11.32.45	<b>20 X. CARDELUS</b>	#20 Lap Time Cancelled (1'49.806) - Exceeded Track Limits - Turn 9
11.32.55	<b>91 B. JIMENEZ</b>	#91 Lap Time Cancelled (1'50.996) - Exceeded Track Limits - Turn 9
11.33.07	<b>10 L. TACCINI</b>	#10 Lap Time Cancelled (2'00.178) - Exceeded Track Limits - Turn 15
11.33.17	<b>25 O. KONIG</b>	#25 Lap Time Cancelled (1'45.825) - Exceeded Track Limits - Turn 9
11.33.17	<b>43 S. JESPERSEN</b>	#43 Lap Time Cancelled (2'03.631) - Exceeded Track Limits - Turn 13
11.33.22	<b>54 R. ROSSI</b>	#54 Lap Time Cancelled (1'50.607) - Exceeded Track Limits - Turn 9
11.33.45	<b>20 X. CARDELUS</b>	#20 Current Lap Time Cancelled - Exceeded Track Limits - Turn 9
11.34.25	<b>57 A. MAHENDRA</b>	#57 Current Lap Time Cancelled - Exceeded Track Limits - Turn 9
11.34.32	<b>69 T. BOOTH-AMOS</b>	#69 Current Lap Time Cancelled - Exceeded Track Limits - Turn 9
11.34.32	<b>20 X. CARDELUS</b>	#20 Lap Time Cancelled (1'47.305) - Exceeded Track Limits - Turn 9
11.34.32	<b>7 F. FARIOLI</b>	#7 Current Lap Time Cancelled - Exceeded Track Limits - Turn 13
11.35.01	<b>7 F. FARIOLI</b>	#7 Lap Time Cancelled (1'50.500) - Exceeded Track Limits - Turn 13
11.35.11	<b>94 L. MAHIAS</b>	#94 Current Lap Time Cancelled - Exceeded Track Limits - Turn 9
11.35.13	<b>57 A. MAHENDRA</b>	#57 Lap Time Cancelled (1'47.681) - Exceeded Track Limits - Turn 9
11.35.15	<b>32 O. BAYLISS</b>	#32 Current Lap Time Cancelled - Exceeded Track Limits - Turn 9
11.35.19	<b>24 M. RAMIREZ</b>	#24 Current Lap Time Cancelled - Exceeded Track Limits - Turn 9
11.35.22	<b>69 T. BOOTH-AMOS</b>	#69 Lap Time Cancelled (1'54.986) - Exceeded Track Limits - Turn 9
11.35.57	<b>94 L. MAHIAS</b>	#94 Lap Time Cancelled (1'54.297) - Exceeded Track Limits - Turn 9

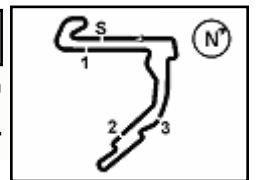
01/05/2026 Start 11:20 End 12:02

The results are provisional until the end of the time limit for protests and appeals and the completion of the technical checks.

Clerk Of The Course: **Kocsik Tamas**  
Publication Time: **12:05**

This data/results cannot be reproduced, stored and/or transmitted in whole or in part by any manner of electronic, mechanical, photocopying, recording, broadcasting or otherwise now known or herein after developed without the previous express consent by the copyright owner, except for reproduction in daily press and regular printed publications on sale to the public within 60 days of the event related to those data/results and always provided that copyright symbol appears together as follows below.

© DORNA WSBK ORGANIZATION Srl 2026



**Motul Hungarian Round, 1-3 May 2026**  
**Results Free Practice**

11.36.00	<b>32</b> O. <b>BAYLISS</b>	#32 Lap Time Cancelled [1'44.807] - Exceeded Track Limits - Turn
11.36.02	<b>50</b> O. <b>VOSTATEK</b>	#50 Current Lap Time Cancelled - Exceeded Track Limits - Turn 9
11.36.04	<b>25</b> O. <b>KONIG</b>	#25 Current Lap Time Cancelled - Exceeded Track Limits - Turn 9
11.36.05	<b>24</b> M. <b>RAMIREZ</b>	#24 Lap Time Cancelled [1'44.753] - Exceeded Track Limits - Turn
11.36.10	<b>54</b> R. <b>ROSSI</b>	#54 Current Lap Time Cancelled - Exceeded Track Limits - Turn 9
11.36.12	<b>31</b> Y. <b>OKAMOTO</b>	#31 Current Lap Time Cancelled - Exceeded Track Limits - Turn 9
11.36.21	<b>7</b> F. <b>FARIOLI</b>	#7 Current Lap Time Cancelled - Exceeded Track Limits - Turn 12
11.36.25	<b>69</b> T. <b>BOOTH-AMOS</b>	#69 Current Lap Time Cancelled - Exceeded Track Limits - Turn 9
11.36.27		Yellow Flag Out - Turn 12-13
11.36.28		Yellow Flag In - Turn 12-13
11.36.49	<b>25</b> O. <b>KONIG</b>	#25 Lap Time Cancelled [1'45.913] - Exceeded Track Limits - Turn
11.36.50	<b>57</b> A. <b>MAHENDRA</b>	#57 On Asphalt - Rejoined - Turn 12
11.36.57	<b>94</b> L. <b>MAHIAS</b>	#94 Current Lap Time Cancelled - Exceeded Track Limits - Turn 9
11.36.59	<b>31</b> Y. <b>OKAMOTO</b>	#31 Lap Time Cancelled [1'47.845] - Exceeded Track Limits - Turn
11.37.02	<b>7</b> F. <b>FARIOLI</b>	#7 Lap Time Cancelled [2'01.244] - Exceeded Track Limits - Turn 12
11.37.04	<b>50</b> O. <b>VOSTATEK</b>	#50 Lap Time Cancelled [2'04.062] - Exceeded Track Limits - Turn
11.37.18	<b>54</b> R. <b>ROSSI</b>	#54 Lap Time Cancelled [2'09.286] - Exceeded Track Limits - Turn
11.37.23	<b>20</b> X. <b>CARDELUS</b>	#20 Current Lap Time Cancelled - Exceeded Track Limits - Turn 9
11.37.35	<b>69</b> T. <b>BOOTH-AMOS</b>	#69 Lap Time Cancelled [2'12.975] - Exceeded Track Limits - Turn
11.37.46	<b>94</b> L. <b>MAHIAS</b>	#94 Lap Time Cancelled [1'48.268] - Exceeded Track Limits - Turn
11.37.48	<b>25</b> O. <b>KONIG</b>	#25 Current Lap Time Cancelled - Exceeded Track Limits - Turn 9
11.38.23	<b>20</b> X. <b>CARDELUS</b>	#20 Lap Time Cancelled [2'04.854] - Exceeded Track Limits - Turn
11.38.39	<b>25</b> O. <b>KONIG</b>	#25 Lap Time Cancelled [1'50.226] - Exceeded Track Limits - Turn
11.38.46	<b>32</b> O. <b>BAYLISS</b>	#32 Current Lap Time Cancelled - Exceeded Track Limits - Turn 9
11.38.53	<b>94</b> L. <b>MAHIAS</b>	#94 Current Lap Time Cancelled - Exceeded Track Limits - Turn 9
11.39.09	<b>70</b> J. <b>WHATLEY</b>	#70 Current Lap Time Cancelled - Exceeded Track Limits - Turn 9
11.39.45	<b>32</b> O. <b>BAYLISS</b>	#32 Lap Time Cancelled [2'01.010] - Exceeded Track Limits - Turn
11.39.53	<b>94</b> L. <b>MAHIAS</b>	#94 Lap Time Cancelled [2'07.478] - Exceeded Track Limits - Turn
11.40.10	<b>70</b> J. <b>WHATLEY</b>	#70 Lap Time Cancelled [2'02.214] - Exceeded Track Limits - Turn
11.40.14	<b>25</b> O. <b>KONIG</b>	#25 Current Lap Time Cancelled - Exceeded Track Limits - Turn 15
11.40.23	<b>88</b> A. <b>GIOMBINI</b>	#88 Lap Time Cancelled [8'18.040] - Exceeded Track Limits - Turn 11
11.40.37	<b>24</b> M. <b>RAMIREZ</b>	#24 Current Lap Time Cancelled - Exceeded Track Limits - Turn 9
11.40.38	<b>25</b> O. <b>KONIG</b>	#25 Lap Time Cancelled [1'59.514] - Exceeded Track Limits - Turn 15
11.41.40	<b>24</b> M. <b>RAMIREZ</b>	#24 Lap Time Cancelled [2'04.800] - Exceeded Track Limits - Turn
11.41.56	<b>88</b> A. <b>GIOMBINI</b>	#88 Lap Time Cancelled [1'47.723] - Exceeded Track Limits - Turn 11
11.43.05	<b>75</b> A. <b>ARENAS</b>	#75 Current Lap Time Cancelled - Exceeded Track Limits - Turn 9
11.43.06	<b>10</b> L. <b>TACCINI</b>	#10 Current Lap Time Cancelled - Exceeded Track Limits - Turn 9
11.43.13	<b>52</b> J. <b>ALCOBA</b>	#52 Current Lap Time Cancelled - Exceeded Track Limits - Turn 12
11.43.46	<b>52</b> J. <b>ALCOBA</b>	#52 Current Lap Time Cancelled - Exceeded Track Limits - Turn 11
11.43.54	<b>10</b> L. <b>TACCINI</b>	#10 Lap Time Cancelled [10'46.860] - Exceeded Track Limits - Turn 9
11.43.54	<b>52</b> J. <b>ALCOBA</b>	#52 Lap Time Cancelled [1'58.817] - Exceeded Track Limits - Turn 11
11.44.04	<b>75</b> A. <b>ARENAS</b>	#75 Lap Time Cancelled [1'58.080] - Exceeded Track Limits - Turn
11.44.31	<b>10</b> L. <b>TACCINI</b>	#10 Lap Time Cancelled [10'46.860] - Exceeded Track Limits - Turn 17
11.45.27	<b>61</b> C. <b>ONCU</b>	#61 Current Lap Time Cancelled - Exceeded Track Limits - Turn 9
11.46.32	<b>61</b> C. <b>ONCU</b>	#61 Lap Time Cancelled [2'11.626] - Exceeded Track Limits - Turn
11.47.16	<b>54</b> R. <b>ROSSI</b>	#54 Current Lap Time Cancelled - Exceeded Track Limits - Turn 9
11.48.03	<b>54</b> R. <b>ROSSI</b>	#54 Lap Time Cancelled [10'44.719] - Exceeded Track Limits - Turn 9
11.48.59	<b>31</b> Y. <b>OKAMOTO</b>	#31 Current Lap Time Cancelled - Exceeded Track Limits - Turn 9
11.49.45	<b>31</b> Y. <b>OKAMOTO</b>	#31 Lap Time Cancelled [8'52.606] - Exceeded Track Limits - Turn
11.49.53	<b>73</b> J. <b>CRETARO</b>	#73 Current Lap Time Cancelled - Exceeded Track Limits - Turn 9
11.50.18	<b>94</b> L. <b>MAHIAS</b>	#94 Current Lap Time Cancelled - Exceeded Track Limits - Turn 9
11.50.51	<b>91</b> B. <b>JIMENEZ</b>	#91 Current Lap Time Cancelled - Exceeded Track Limits - Turn 9
11.50.54	<b>73</b> J. <b>CRETARO</b>	#73 Lap Time Cancelled [2'03.775] - Exceeded Track Limits - Turn
11.50.56	<b>22</b> A. <b>CARRASCO</b>	#22 Current Lap Time Cancelled - Exceeded Track Limits - Turn 9
11.51.07	<b>24</b> M. <b>RAMIREZ</b>	#24 Current Lap Time Cancelled - Exceeded Track Limits - Turn 9
11.51.10	<b>94</b> L. <b>MAHIAS</b>	#94 Lap Time Cancelled [11'16.398] - Exceeded Track Limits - Turn 9
11.51.12	<b>10</b> L. <b>TACCINI</b>	#10 Current Lap Time Cancelled - Exceeded Track Limits - Turn 9
11.51.37	<b>91</b> B. <b>JIMENEZ</b>	#91 Lap Time Cancelled [9'34.053] - Exceeded Track Limits - Turn
11.51.42	<b>22</b> A. <b>CARRASCO</b>	#22 Lap Time Cancelled [1'47.200] - Exceeded Track Limits - Turn
11.51.52	<b>24</b> M. <b>RAMIREZ</b>	#24 Lap Time Cancelled [10'11.714] - Exceeded Track Limits - Turn 9
11.51.59	<b>10</b> L. <b>TACCINI</b>	#10 Lap Time Cancelled [4'22.185] - Exceeded Track Limits - Turn

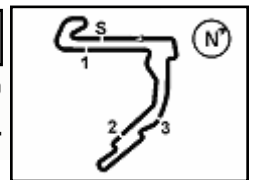
01/05/2026 Start 11:20 End 12:02

The results are provisional until the end of the time limit for protests and appeals and the completion of the technical checks.

Clerk Of The Course: **Kocsik Tamas**  
Publication Time: **12:05**

These data/results cannot be reproduced, stored and/or transmitted in whole or in part by any manner of electronic, mechanical, photocopying, recording, broadcasting or otherwise now known or herein after developed without the previous express consent by the copyright owner, except for reproduction in daily press and regular printed publications on sale to the public within 60 days of the event related to those data/results and always provided that copyright symbol appears together as follows below.

© DORNA WSBK ORGANIZATION Srl 2026



**Motul Hungarian Round, 1-3 May 2026**

**Results Free Practice**

11.52.37	<b>54 R. ROSSI</b>	#54 Current Lap Time Cancelled - Exceeded Track Limits - Turn 9
11.52.55	<b>31 Y. OKAMOTO</b>	#31 Current Lap Time Cancelled - Exceeded Track Limits - Turn 13
11.53.00	<b>88 A. GIOMBINI</b>	#88 Lap Time Cancelled [2'08.785] - Exceeded Track Limits - Turn
11.53.15	<b>25 O. KONIG</b>	#25 Current Lap Time Cancelled - Exceeded Track Limits - Turn 9
11.53.24	<b>54 R. ROSSI</b>	#54 Lap Time Cancelled [1'48.021] - Exceeded Track Limits - Turn
11.53.25	<b>31 Y. OKAMOTO</b>	#31 Lap Time Cancelled [1'53.191] - Exceeded Track Limits - Turn 13
11.53.31	<b>32 O. BAYLISS</b>	#32 Current Lap Time Cancelled - Exceeded Track Limits - Turn 9
11.53.54	<b>20 X. CARDELUS</b>	#20 Current Lap Time Cancelled - Exceeded Track Limits - Turn 9
11.53.58	<b>75 A. ARENAS</b>	#75 Current Lap Time Cancelled - Exceeded Track Limits - Turn 9
11.54.04	<b>25 O. KONIG</b>	#25 Lap Time Cancelled [1'48.196] - Exceeded Track Limits - Turn
11.54.07	<b>57 A. MAHENDRA</b>	#57 Current Lap Time Cancelled - Exceeded Track Limits - Turn 9
11.54.17	<b>32 O. BAYLISS</b>	#32 Lap Time Cancelled [1'48.084] - Exceeded Track Limits - Turn
11.54.39	<b>20 X. CARDELUS</b>	#20 Lap Time Cancelled [1'47.961] - Exceeded Track Limits - Turn
11.54.39	<b>50 O. VOSTATEK</b>	#50 Current Lap Time Cancelled - Exceeded Track Limits - Turn 13
11.54.43	<b>75 A. ARENAS</b>	#75 Lap Time Cancelled [10'39.341] - Exceeded Track Limits - Turn 9
11.54.43	<b>10 L. TACCINI</b>	#10 Current Lap Time Cancelled - Exceeded Track Limits - Turn 9
11.54.49	<b>31 Y. OKAMOTO</b>	#31 Current Lap Time Cancelled - Exceeded Track Limits - Turn 13
11.54.53	<b>88 A. GIOMBINI</b>	#88 Lap Time Cancelled [4'55.581] - Exceeded Track Limits - Turn 17
11.54.54	<b>57 A. MAHENDRA</b>	#57 Lap Time Cancelled [1'46.479] - Exceeded Track Limits - Turn
11.55.05	<b>50 O. VOSTATEK</b>	#50 Lap Time Cancelled [1'49.734] - Exceeded Track Limits - Turn 13
11.55.12		Yellow Flag Out - Turn 11
11.55.14	<b>31 Y. OKAMOTO</b>	#31 Lap Time Cancelled [1'48.967] - Exceeded Track Limits - Turn 13
11.55.23	<b>25 O. KONIG</b>	#25 Crashed - Rejoined - Turn 11
11.55.26	<b>69 T. BOOTH-AMOS</b>	#69 Current Lap Time Cancelled - Exceeded Track Limits - Turn 9
11.55.42	<b>10 L. TACCINI</b>	#10 Lap Time Cancelled [1'57.627] - Exceeded Track Limits - Turn
11.56.05	<b>50 O. VOSTATEK</b>	#50 Current Lap Time Cancelled - Exceeded Track Limits - Turn 9
11.56.10	<b>54 R. ROSSI</b>	#54 Current Lap Time Cancelled - Exceeded Track Limits - Turn 9
11.56.23		Yellow Flag In - Turn 11
11.56.23		Riders Under Yellow Flag at Turn 11: #7 #32 #69 #11 #5 #20 #94 #75 #43 #3 #57 #65 #25 #70 #50
		#91 #54 #6 #31 #53
11.56.43		Yellow Flag Out - Turn 11
11.56.51	<b>40 M. CASADEI</b>	#40 Crashed - Turn 11
11.57.00	<b>32 O. BAYLISS</b>	#32 Current Lap Time Cancelled - Exceeded Track Limits - Turn 9
11.57.18		Yellow Flag In - Turn 11
11.57.18		Riders Under Yellow Flag at Turn 11: #19 #16 #88 #61 #7 #32
11.57.43	<b>7 F. FARIOLI</b>	#7 Current Lap Time Cancelled - Exceeded Track Limits - Turn 11
11.57.44	<b>7 F. FARIOLI</b>	#7 Lap Time Cancelled [1'43.880] - Exceeded Track Limits - Turn 11
11.58.34		Yellow Flag Out - Turn 17
11.58.41		Yellow Flag Out - Turn 17
11.58.42	<b>6 C. PEROLARI</b>	#6 Crashed - Turn 15
11.59.01	<b>65 P. OETTL</b>	#65 Lap Time Cancelled [1'43.956] - Exceeded Track Limits - Turn 11
11.59.19		Yellow Flag In - Turn 17
11.59.19		Riders Under Yellow Flag at Turn 17: #53 #31 #22 #24 #64 #37 #52 #77 #16 #88 #61 #19 #7
11.59.24	<b>10 L. TACCINI</b>	#10 Current Lap Time Cancelled - Exceeded Track Limits - Turn 15
11.59.34	<b>10 L. TACCINI</b>	#10 Lap Time Cancelled [3'52.135] - Exceeded Track Limits - Turn 15
11.59.55	<b>54 R. ROSSI</b>	#54 Current Lap Time Cancelled - Exceeded Track Limits - Turn 9
12.00.15	<b>73 J. CRETARO</b>	#73 Current Lap Time Cancelled - Exceeded Track Limits - Turn 9
12.00.42	<b>54 R. ROSSI</b>	#54 Lap Time Cancelled [2'00.056] - Exceeded Track Limits - Turn
12.01.30	<b>73 J. CRETARO</b>	#73 Lap Time Cancelled [10'35.666] - Exceeded Track Limits - Turn 9
12.01.51	<b>10 L. TACCINI</b>	#10 Lap Time Cancelled [1'45.111] - Exceeded Track Limits - Turn 17
12.02.15		End of Session

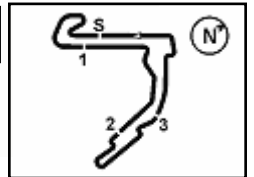
01/05/2026 Start 11:20 End 12:02

The results are provisional until the end of the time limit for protests and appeals and the completion of the technical checks.

Clerk Of The Course: **Kocsik Tamas**  
Publication Time: **12:05**

These data/results cannot be reproduced, stored and/or transmitted in whole or in part by any manner of electronic, mechanical, photocopying, recording, broadcasting or otherwise now known or herein after developed without the previous express consent by the copyright owner, except for reproduction in daily press and regular printed publications on sale to the public within 60 days of the event related to those data/results and always provided that copyright symbol appears together as follows below.

© DORNA WSBK ORGANIZATION Srl 2026



**Motul Hungarian Round, 1-3 May 2026**  
**Results Free Practice**

**Fastest Laps Sequence**

No.	Rider	Nat	Team	Bike	Local Time	Time	Gap	Avg
53	V. <b>DEBISE</b>	FRA	EASTROC ZXMTOTO Evan Bros Factory	ZXMTOTO 820RR	11:23'43.764	<b>1'47.012</b>		137,087
64	F. <b>CARICASULO</b>	ITA	EASTROC ZXMTOTO Evan Bros Factory	ZXMTOTO 820RR	11:23'44.224	<b>1'46.888</b>	-0.124	137,246
70	J. <b>WHATLEY</b>	GBR	Orelac Racing Verdnatura	Ducati Panigale V2	11:23'46.989	<b>1'46.464</b>	-0.424	137,793
16	A. <b>ZACCONI</b>	ITA	Ecosantagata Althea Racing Team	Ducati Panigale V2	11:24'25.491	<b>1'46.196</b>	-0.268	138,141
40	M. <b>CASADEI</b>	ITA	D34G WorldSSP Racing Team	Ducati Panigale V2	11:24'28.062	<b>1'45.468</b>	-0.728	139,094
61	C. <b>ONCU</b>	TUR	Pata Yamaha Ten Kate Racing	Yamaha YZF-R9	11:25'09.399	<b>1'44.783</b>	-0.685	140,004
52	J. <b>ALCOBA</b>	ESP	Kawasaki WorldSSP Team	Kawasaki ZX-6R 636	11:26'13.799	<b>1'44.673</b>	-0.110	140,151
11	M. <b>FERRARI</b>	ITA	WRP Racing	Ducati Panigale V2	11:26'22.444	<b>1'44.505</b>	-0.168	140,376
16	A. <b>ZACCONI</b>	ITA	Ecosantagata Althea Racing Team	Ducati Panigale V2	11:27'54.649	<b>1'43.999</b>	-0.506	141,059
61	C. <b>ONCU</b>	TUR	Pata Yamaha Ten Kate Racing	Yamaha YZF-R9	11:32'11.641	<b>1'43.547</b>	-0.452	141,675
16	A. <b>ZACCONI</b>	ITA	Ecosantagata Althea Racing Team	Ducati Panigale V2	11:40'11.874	<b>1'43.345</b>	-0.202	141,952
5	J. <b>MASIA</b>	ESP	Orelac Racing Verdnatura	Ducati Panigale V2	11:59'43.769	<b>1'42.965</b>	-0.380	142,476

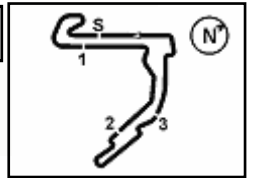
01/05/2026 Start 11:20 End 12:02

The results are provisional until the end of the time limit for protests and appeals and the completion of the technical checks.

Clerk Of The Course: **Kocsik Tamas**  
Publication Time: **12:05**

These data/results cannot be reproduced, stored and/or transmitted in whole or in part by any manner of electronic, mechanical, photocopying, recording, broadcasting or otherwise now known or herein after developed without the previous express consent by the copyright owner, except for reproduction in daily press and regular printed publications on sale to the public within 60 days of the event related to those data/results and always provided that copyright symbol appears together as follows below.

© DORNA WSBK ORGANIZATION Srl 2026



**Motul Hungarian Round, 1-3 May 2026**  
**Best Sectors & Speed Free Practice**

BEST LAP			
1	5	J. MASIA	Ducati Panigale V2 1'42.965
2	11	M. FERRARI	Ducati Panigale V2 1'43.021
3	61	C. ONCU	Yamaha YZF-R9 1'43.173
4	7	F. FARIOLI	Yamaha YZF-R9 1'43.311
5	52	J. ALCOBA	Kawasaki ZX-6R 636 1'43.327
6	16	A. ZACCONE	Ducati Panigale V2 1'43.345
7	43	S. JESPERSEN	Ducati Panigale V2 1'43.353
8	37	R. GARCIA	Yamaha YZF-R9 1'43.443
9	75	A. ARENAS	Yamaha YZF-R9 1'43.618
10	70	J. WHATLEY	Ducati Panigale V2 1'43.621
11	53	V. DEBISE	ZXMOTO 820RR 1'43.760
12	65	P. OETTL	Ducati Panigale V2 1'43.839
13	94	L. MAHIAS	Yamaha YZF-R9 1'43.960
14	57	A. MAHENDRA	Yamaha YZF-R9 1'44.052
15	50	D. VOSTATEK	Triumph Street Triple 765 RS 1'44.058
16	32	D. BAYLISS	Triumph Street Triple 765 RS 1'44.107
17	24	M. RAMIREZ	QJMOTOR SRK 800 RS 1'44.188
18	3	R. DE ROSA	QJMOTOR SRK 800 RS 1'44.304
19	40	M. CASADEI	Ducati Panigale V2 1'44.309
20	69	T. BOOTH-AMOS	Triumph Street Triple 765 RS 1'44.316
21	6	C. PEROLARI	Honda CBR600RR 1'44.440
22	64	F. CARICASULO	ZXMOTO 820RR 1'44.478
23	10	L. TACCINI	Ducati Panigale V2 1'44.716
24	25	D. KONIG	Triumph Street Triple 765 RS 1'44.723
25	91	B. JIMENEZ	Ducati Panigale V2 1'45.193
26	20	X. CARDELUS	Yamaha YZF-R9 1'45.236
27	77	D. AEGERTER	Kawasaki ZX-6R 636 1'45.705
28	88	A. GIOMBINI	MV Agusta F3 800 RR 1'45.975
29	54	R. ROSSI	Ducati Panigale V2 1'46.028
30	22	A. CARRASCO	Honda CBR600RR 1'46.441
31	31	Y. OKAMOTO	Yamaha YZF-R9 1'46.597
32	19	A. KOFLER	Yamaha YZF-R9 1'46.824
33	73	J. CRETARO	MV Agusta F3 800 RR 1'47.087

SPEED			
1	52	J. ALCOBA	Kawasaki ZX-6R 636 245,5
2	10	L. TACCINI	Ducati Panigale V2 244,9
3	91	B. JIMENEZ	Ducati Panigale V2 244,9
4	11	M. FERRARI	Ducati Panigale V2 244,9
5	43	S. JESPERSEN	Ducati Panigale V2 244,3
6	88	A. GIOMBINI	MV Agusta F3 800 RR 243,8
7	53	V. DEBISE	ZXMOTO 820RR 243,8
8	65	P. OETTL	Ducati Panigale V2 243,2
9	69	T. BOOTH-AMOS	Triumph Street Triple 765 RS 242,7
10	77	D. AEGERTER	Kawasaki ZX-6R 636 242,2
11	16	A. ZACCONE	Ducati Panigale V2 242,2
12	61	C. ONCU	Yamaha YZF-R9 242,2
13	24	M. RAMIREZ	QJMOTOR SRK 800 RS 242,2
14	25	D. KONIG	Triumph Street Triple 765 RS 241,6
15	37	R. GARCIA	Yamaha YZF-R9 241,6
16	50	D. VOSTATEK	Triumph Street Triple 765 RS 241,6
17	75	A. ARENAS	Yamaha YZF-R9 241,1
18	5	J. MASIA	Ducati Panigale V2 241,1
19	64	F. CARICASULO	ZXMOTO 820RR 241,1
20	70	J. WHATLEY	Ducati Panigale V2 241,1
21	57	A. MAHENDRA	Yamaha YZF-R9 241,1
22	32	D. BAYLISS	Triumph Street Triple 765 RS 241,1
23	3	R. DE ROSA	QJMOTOR SRK 800 RS 240,5
24	6	C. PEROLARI	Honda CBR600RR 240,5
25	22	A. CARRASCO	Honda CBR600RR 240,0
26	40	M. CASADEI	Ducati Panigale V2 240,0
27	54	R. ROSSI	Ducati Panigale V2 240,0
28	31	Y. OKAMOTO	Yamaha YZF-R9 239,5
29	7	F. FARIOLI	Yamaha YZF-R9 238,9
30	20	X. CARDELUS	Yamaha YZF-R9 238,9
31	73	J. CRETARO	MV Agusta F3 800 RR 238,9
32	94	L. MAHIAS	Yamaha YZF-R9 237,9
33	19	A. KOFLER	Yamaha YZF-R9 235,8

SEG. 1		
1	5	J. MASIA 30.612
2	11	M. FERRARI 30.680
3	7	F. FARIOLI 30.773
4	16	A. ZACCONE 30.784
5	75	A. ARENAS 30.804
6	70	J. WHATLEY 30.813
7	37	R. GARCIA 30.821
8	43	S. JESPERSEN 30.833
9	61	C. ONCU 30.835
10	52	J. ALCOBA 30.848
11	53	V. DEBISE 30.884
12	57	A. MAHENDRA 30.885
13	6	C. PEROLARI 30.886
14	50	D. VOSTATEK 30.938
15	40	M. CASADEI 30.950
16	24	M. RAMIREZ 30.956
17	32	D. BAYLISS 30.969
18	65	P. OETTL 30.978
19	64	F. CARICASULO 30.997
20	94	L. MAHIAS 31.005
21	10	L. TACCINI 31.072
22	91	B. JIMENEZ 31.077
23	69	T. BOOTH-AMOS 31.085
24	25	D. KONIG 31.117
25	3	R. DE ROSA 31.179
26	77	D. AEGERTER 31.200
27	20	X. CARDELUS 31.317
28	88	A. GIOMBINI 31.440
29	54	R. ROSSI 31.468
30	31	Y. OKAMOTO 31.595
31	22	A. CARRASCO 31.616
32	19	A. KOFLER 31.728
33	73	J. CRETARO 31.809

SEG. 2		
1	11	M. FERRARI 24.021
2	5	J. MASIA 24.033
3	7	F. FARIOLI 24.039
4	61	C. ONCU 24.058
5	52	J. ALCOBA 24.134
6	16	A. ZACCONE 24.164
7	57	A. MAHENDRA 24.186
8	43	S. JESPERSEN 24.197
9	53	V. DEBISE 24.198
10	6	C. PEROLARI 24.221
11	37	R. GARCIA 24.280
12	32	D. BAYLISS 24.310
13	50	D. VOSTATEK 24.329
14	65	P. OETTL 24.330
15	75	A. ARENAS 24.336
16	69	T. BOOTH-AMOS 24.340
17	70	J. WHATLEY 24.441
18	40	M. CASADEI 24.462
19	24	M. RAMIREZ 24.472
20	3	R. DE ROSA 24.479
21	94	L. MAHIAS 24.498
22	20	X. CARDELUS 24.546
23	64	F. CARICASULO 24.633
24	25	D. KONIG 24.694
25	10	L. TACCINI 24.706
26	31	Y. OKAMOTO 24.761
27	88	A. GIOMBINI 24.824
28	54	R. ROSSI 24.834
29	22	A. CARRASCO 24.836
30	77	D. AEGERTER 24.837
31	19	A. KOFLER 24.974
32	91	B. JIMENEZ 24.978
33	73	J. CRETARO 25.293

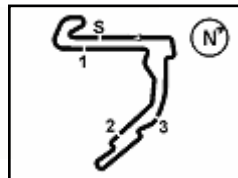
SEG. 3		
1	5	J. MASIA 28.490
2	37	R. GARCIA 28.524
3	61	C. ONCU 28.529
4	43	S. JESPERSEN 28.561
5	11	M. FERRARI 28.566
6	70	J. WHATLEY 28.585
7	7	F. FARIOLI 28.585
8	52	J. ALCOBA 28.617
9	94	L. MAHIAS 28.660
10	16	A. ZACCONE 28.661
11	24	M. RAMIREZ 28.666
12	50	D. VOSTATEK 28.680
13	40	M. CASADEI 28.746
14	65	P. OETTL 28.746
15	75	A. ARENAS 28.771
16	3	R. DE ROSA 28.779
17	32	D. BAYLISS 28.797
18	53	V. DEBISE 28.809
19	6	C. PEROLARI 28.841
20	57	A. MAHENDRA 28.875
21	91	B. JIMENEZ 28.876
22	25	D. KONIG 28.924
23	64	F. CARICASULO 28.965
24	69	T. BOOTH-AMOS 29.005
25	10	L. TACCINI 29.038
26	20	X. CARDELUS 29.209
27	54	R. ROSSI 29.395
28	22	A. CARRASCO 29.436
29	88	A. GIOMBINI 29.576
30	77	D. AEGERTER 29.585
31	31	Y. OKAMOTO 29.639
32	19	A. KOFLER 29.692
33	73	J. CRETARO 29.771

SEG. 4		
1	75	A. ARENAS 19.540
2	37	R. GARCIA 19.559
3	11	M. FERRARI 19.562
4	52	J. ALCOBA 19.566
5	16	A. ZACCONE 19.579
6	43	S. JESPERSEN 19.582
7	61	C. ONCU 19.624
8	57	A. MAHENDRA 19.644
9	69	T. BOOTH-AMOS 19.656
10	65	P. OETTL 19.664
11	5	J. MASIA 19.677
12	25	D. KONIG 19.678
13	32	D. BAYLISS 19.685
14	7	F. FARIOLI 19.694
15	6	C. PEROLARI 19.698
16	70	J. WHATLEY 19.705
17	50	D. VOSTATEK 19.732
18	64	F. CARICASULO 19.732
19	24	M. RAMIREZ 19.739
20	53	V. DEBISE 19.745
21	94	L. MAHIAS 19.772
22	40	M. CASADEI 19.809
23	20	X. CARDELUS 19.857
24	3	R. DE ROSA 19.857
25	10	L. TACCINI 19.867
26	88	A. GIOMBINI 19.944
27	91	B. JIMENEZ 19.954
28	77	D. AEGERTER 19.962
29	22	A. CARRASCO 20.042
30	19	A. KOFLER 20.073
31	73	J. CRETARO 20.104
32	54	R. ROSSI 20.135
33	31	Y. OKAMOTO 20.167

01/05/2026

These data/results cannot be reproduced, stored and/or transmitted in whole or in part by any manner of electronic, mechanical, photocopying, recording, broadcasting or otherwise now known or herein after developed without the previous express consent by the copyright owner, except for reproduction in daily press and regular printed publications on sale to the public within 60 days of the event related to those data/results and always provided that copyright symbol appears together as follows below.

© DORNA WSBK ORGANIZATION Srl 2026



Balaton Park Circuit 4.075 m

**Motul Hungarian Round, 1-3 May 2026**  
**Ideal Times Free Practice**

No.	Rider	Nat	Bike	Seg. 1 Diff. 1	Seg. 2 Diff. 2	Seg. 3 Diff. 3	Seg. 4 Diff. 4	Ideal Time Best Lap	Pos.	Diff.
1	<b>5 J. MASIA</b>	ESP	Ducati Panigale V2	<b>30.612</b> +0.094	24.033 +0.059	<b>28.490</b>	19.677	<b>1'42.812</b> 1'42.965	1	0.153
2	<b>11 M. FERRARI</b>	ITA	Ducati Panigale V2	30.680	<b>24.021</b> +0.178	28.566 +0.014	19.562	<b>1'42.829</b> 1'43.021	2	0.192
3	<b>61 C. ONCU</b>	TUR	Yamaha YZF-R9	30.835 +0.001	24.058 +0.026	28.529	19.624 +0.100	<b>1'43.046</b> 1'43.173	3	0.127
4	<b>7 F. FARIOLI</b>	ITA	Yamaha YZF-R9	30.773 +0.023	24.039	28.585 +0.079	19.694 +0.118	<b>1'43.091</b> 1'43.311	4	0.220
5	<b>52 J. ALCOBA</b>	ESP	Kawasaki ZX-6R 636	30.848	24.134 +0.011	28.617 +0.095	19.566 +0.056	<b>1'43.165</b> 1'43.327	5	0.162
6	<b>43 S. JESPERSEN</b>	DEN	Ducati Panigale V2	30.833	24.197	28.561	19.582 +1'23.771	<b>1'43.173</b> 1'43.353	7	0.180
7	<b>37 R. GARCIA</b>	ESP	Yamaha YZF-R9	30.821	24.280	28.524	19.559 +0.259	<b>1'43.184</b> 1'43.443	8	0.259
8	<b>16 A. ZACCONI</b>	ITA	Ducati Panigale V2	30.784	24.164 +0.080	28.661	19.579 +0.077	<b>1'43.188</b> 1'43.345	6	0.157
9	<b>75 A. ARENAS</b>	ESP	Yamaha YZF-R9	30.804 +0.055	24.336 +0.001	28.771	<b>19.540</b> +0.111	<b>1'43.451</b> 1'43.618	9	0.167
10	<b>70 J. WHATLEY</b>	GBR	Ducati Panigale V2	30.813 +0.046	24.441 +0.031	28.585	19.705	<b>1'43.544</b> 1'43.621	10	0.077
11	<b>57 A. MAHENDRA</b>	INA	Yamaha YZF-R9	30.885 +0.120	24.186 +0.249	28.875	19.644 +0.093	<b>1'43.590</b> 1'44.052	14	0.462
12	<b>53 V. DEBISE</b>	FRA	ZXMOTO 820RR	30.884	24.198 +0.124	28.809	19.745	<b>1'43.636</b> 1'43.760	11	0.124
13	<b>6 C. PEROLARI</b>	FRA	Honda CBR600RR	30.886 +0.350	24.221 +0.272	28.841 +0.142	19.698 +0.030	<b>1'43.646</b> 1'44.440	21	0.794
14	<b>50 D. VOSTATEK</b>	CZE	Triumph Street Triple 765 RS	30.938 +0.216	24.329 +0.123	28.680	19.732 +0.040	<b>1'43.679</b> 1'44.058	15	0.379
15	<b>65 P. DETTL</b>	GER	Ducati Panigale V2	30.978 +0.004	24.330 +0.117	28.746	19.664	<b>1'43.718</b> 1'43.839	12	0.121
16	<b>32 D. BAYLISS</b>	AUS	Triumph Street Triple 765 RS	30.969	24.310 +0.224	28.797	19.685 +0.122	<b>1'43.761</b> 1'44.107	16	0.346
17	<b>24 M. RAMIREZ</b>	ESP	QJMOTOR SRK 800 RS	30.956 +0.098	24.472 +0.071	28.666 +0.186	19.739	<b>1'43.833</b> 1'44.188	17	0.355
18	<b>94 L. MAHIAS</b>	FRA	Yamaha YZF-R9	31.005 +0.009	24.498	28.660	19.772 +0.016	<b>1'43.935</b> 1'43.960	13	0.025
19	<b>40 M. CASADEI</b>	ITA	Ducati Panigale V2	30.950 +0.289	24.462	28.746 +0.053	19.809	<b>1'43.967</b> 1'44.309	19	0.342
20	<b>69 T. BOOTH-AMOS</b>	GBR	Triumph Street Triple 765 RS	31.085 +0.183	24.340	29.005	19.656 +0.047	<b>1'44.086</b> 1'44.316	20	0.230
21	<b>3 R. DE ROSA</b>	ITA	QJMOTOR SRK 800 RS	31.179 +0.010	24.479	28.779	19.857	<b>1'44.294</b> 1'44.304	18	0.010
22	<b>64 F. CARICASULO</b>	ITA	ZXMOTO 820RR	30.997	24.633 +0.047	28.965 +0.060	19.732 +0.044	<b>1'44.327</b> 1'44.478	22	0.151
23	<b>25 D. KONIG</b>	CZE	Triumph Street Triple 765 RS	31.117 +0.216	24.694 +0.094	28.924	19.678	<b>1'44.413</b> 1'44.723	24	0.310
24	<b>10 L. TACCINI</b>	ITA	Ducati Panigale V2	31.072	24.706	29.038 +0.033	19.867	<b>1'44.683</b> 1'44.716	23	0.033
25	<b>91 B. JIMENEZ</b>	ESP	Ducati Panigale V2	31.077 +0.165	24.978	28.876 +0.143	19.954	<b>1'44.885</b> 1'45.193	25	0.308
26	<b>20 X. CARDELUS</b>	AND	Yamaha YZF-R9	31.317 +0.182	24.546	29.209	19.857 +0.125	<b>1'44.929</b> 1'45.236	26	0.307
27	<b>77 D. AEGERTER</b>	SUI	Kawasaki ZX-6R 636	31.200	24.837 +0.012	29.585 +0.109	19.962	<b>1'45.584</b> 1'45.705	27	0.121
28	<b>88 A. GIOMBINI</b>	ITA	MV Agusta F3 800 RR	31.440 +0.064	24.824 +0.127	29.576	19.944	<b>1'45.784</b> 1'45.975	28	0.191
29	<b>54 R. ROSSI</b>	ITA	Ducati Panigale V2	31.468 +0.170	24.834 +0.026	29.395	20.135	<b>1'45.832</b> 1'46.028	29	0.196
30	<b>22 A. CARRASCO</b>	ESP	Honda CBR600RR	31.616 +0.116	24.836 +0.097	29.436 +0.163	20.042 +0.135	<b>1'45.930</b> 1'46.441	30	0.511
31	<b>31 Y. OKAMOTO</b>	JPN	Yamaha YZF-R9	31.595 +0.262	24.761 +0.159	29.639	20.167 +0.014	<b>1'46.162</b> 1'46.597	31	0.435
32	<b>19 A. KOFLER</b>	AUT	Yamaha YZF-R9	31.728 +0.096	24.974	29.692 +0.261	20.073	<b>1'46.467</b> 1'46.824	32	0.357
33	<b>73 J. CRETARO</b>	ITA	MV Agusta F3 800 RR	31.809 +0.038	25.293	29.771 +0.072	20.104	<b>1'46.977</b> 1'47.087	33	0.110
<b>Overall Ideal Time</b>				<b>30.612</b>	<b>24.021</b>	<b>28.490</b>	<b>19.540</b>	<b>1'42.663</b>		

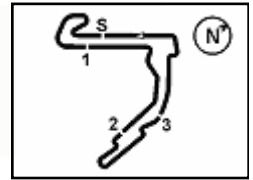
01/05/2026

These data/results cannot be reproduced, stored and/or transmitted in whole or in part by any manner of electronic, mechanical, photocopying, recording, broadcasting or otherwise now known or herein after developed without the previous express consent by the copyright owner, except for reproduction in daily press and regular printed publications on sale to the public within 60 days of the event related to those data/results and always provided that copyright symbol appears together as follows below.

© DORNA WSBK ORGANIZATION Srl 2026

FICR PERUGIA TIMING





**Motul Hungarian Round, 1-3 May 2026**  
**Chronological Analysis Free Practice**

1° 5 J. MASIA (1'42.965)							
Lap	Seg.1	Seg.2	Seg.3	Seg.4	Lap Time	km/h	Local Time
1	31.515	25.060	30.449	20.717	1'46.122	238,9	11:24'03.386
2	31.289	24.593	29.080	19.877	1'44.839	240,0	11:26'34.347
3	31.196	24.571	29.142	20.010	1'44.919	240,0	11:28'19.266
4	31.082	24.463	29.048	19.838	1'44.431	240,5	11:30'03.697
5	31.088	24.473	28.902	19.848	1'44.311	240,0	11:31'48.008
6	31.111	24.872	29.081	34.535	1'59.599P	240,0	11:33'47.607
7	8'42.583	24.957	29.353	19.948	9'56.841P		11:43'44.448
8	31.115	24.469	28.850	19.857	1'44.291	237,9	11:45'28.739
9	30.921	24.145	28.663	19.678	1'43.407	239,5	11:47'12.146
10	30.798	24.163	29.105	34.945	1'59.011P	<b>241,1</b>	11:49'11.157
11	4'04.092	24.991	32.211	20.617	5'21.911P		11:54'33.068
12	30.709	24.279	29.045	19.757	1'43.790C	240,0	11:56'16.858
13	30.654	<b>24.033</b>	29.514	19.745	1'43.946	240,5	11:58'00.804
14	30.706	24.092	<b>28.490</b>	<b>19.677</b>	<b>1'42.965</b>	239,5	11:59'43.769
15	<b>30.612</b>	24.258	28.551	19.710	1'43.131	<b>241,1</b>	12:01'26.900

5	31.117	24.484	29.907	19.881	1'45.389	236,3	11:31'26.493
6	31.056	24.491	29.104	19.742	1'44.393	236,3	11:33'10.886
7	31.107	25.338	29.902	24.153	1'50.500C	235,8	11:35'01.386
8	31.083	24.405	31.008	34.748	2'01.244CP	238,4	11:37'02.630
9	7'52.047	24.865	29.181	19.745	9'05.838P		11:46'08.468
10	30.983	24.406	28.988	19.737	1'44.114	234,3	11:47'52.582
11	30.936	24.398	29.331	32.616	1'57.281P	237,4	11:49'49.863
12	3'14.496	24.335	28.792	<b>19.694</b>	4'27.317P		11:54'17.180
13	30.780	24.143	28.996	19.665	1'43.584C	236,3	11:56'00.764
14	30.822	24.154	29.213	19.691	1'43.880C	236,8	11:57'44.644
15	<b>30.773</b>	24.234	<b>28.585</b>	19.830	1'43.422C	235,8	11:59'28.066
16	30.796	<b>24.039</b>	28.664	19.812	<b>1'43.311</b>	235,8	12:01'11.377

2° 11 M. FERRARI (1'43.021)							
Lap	Seg.1	Seg.2	Seg.3	Seg.4	Lap Time	km/h	Local Time
1	31.347	24.929	29.355	19.966	1'45.597	240,5	11:24'37.939
2	30.958	24.602	29.111	19.834	1'44.505	241,6	11:26'22.444
3	31.040	24.645	28.966	19.785	1'44.436	241,1	11:28'06.880
4	32.080	24.802	29.224	19.750	1'45.856C	240,5	11:29'52.736
5	31.310	24.426	28.967	19.628	1'44.331	241,6	11:31'37.067
6	30.935	24.510	29.062	33.862	1'58.369P	242,7	11:33'35.436
7	7'14.450	24.795	29.716	19.765	8'28.726P		11:42'04.162
8	30.984	24.322	28.913	19.642	1'43.861	241,6	11:43'48.023
9	30.788	24.282	28.985	19.642	1'43.697	241,6	11:45'31.720
10	30.776	24.375	28.962	19.604	1'43.717	242,2	11:47'15.437
11	30.881	24.353	28.843	32.893	1'56.970P	243,2	11:49'12.407
12	4'02.255	24.660	29.581	19.749	5'16.245P		11:54'28.652
13	30.684	<b>24.021</b>	32.534	21.261	1'48.500C	242,2	11:56'17.152
14	30.703	24.133	29.507	19.567	1'43.910	<b>244,9</b>	11:58'01.062
15	30.770	24.154	<b>28.566</b>	19.633	1'43.123	243,2	11:59'44.185
16	<b>30.680</b>	24.199	28.580	<b>19.562</b>	<b>1'43.021</b>	<b>244,9</b>	12:01'27.206

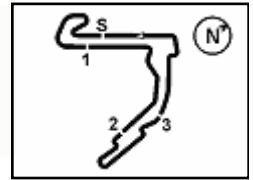
5° 52 J. ALCOBA (1'43.327)							
Lap	Seg.1	Seg.2	Seg.3	Seg.4	Lap Time	km/h	Local Time
1	31.582	25.791	29.928	20.382	1'46.314	240,5	11:22'42.812
2	31.244	24.741	28.887	19.801	1'44.673	240,0	11:26'13.799
3	31.249	24.805	29.083	19.787	1'44.924	242,7	11:27'58.723
4	32.078	25.006	29.332	20.259	1'46.675C	<b>245,5</b>	11:29'45.398
5	31.220	24.685	29.045	19.932	1'44.882	242,2	11:31'30.280
6	31.076	24.479	28.884	19.800	1'44.239	241,1	11:33'14.519
7	31.034	24.417	28.930	19.977	1'44.358	241,1	11:34'58.877
8	30.971	24.417	28.932	19.744	1'44.064	238,4	11:36'42.941
9	31.076	24.498	29.224	19.842	1'44.640	238,9	11:38'27.581
10	31.109	24.415	28.711	19.639	1'43.874	237,9	11:40'11.455
11	30.904	24.282	28.795	<b>19.566</b>	1'43.547	237,9	11:41'55.002
12	30.991	24.390	30.083	33.353	1'58.817CP	238,9	11:43'53.819
13	8'44.649	24.442	28.989	19.655	9'57.735P		11:53'51.554
14	30.905	24.255	28.726	19.634	1'43.520	244,3	11:55'35.074
15	30.995	<b>24.134</b>	<b>28.617</b>	19.649	1'43.395	241,1	11:57'18.469
16	30.914	24.173	28.626	20.098	1'43.811C	239,5	11:59'02.280
17	<b>30.848</b>	24.145	28.712	19.622	<b>1'43.327</b>	240,0	12:00'45.607

3° 61 C. ONCU (1'43.173)							
Lap	Seg.1	Seg.2	Seg.3	Seg.4	Lap Time	km/h	Local Time
1	31.417	25.808	29.841	20.505	1'44.783	236,3	11:23'24.616
2	31.720	24.484	33.621	19.997	1'49.822	238,4	11:26'59.221
3	31.263	24.446	28.997	19.873	1'44.579	236,8	11:28'43.800
4	31.261	24.416	28.885	19.732	1'44.294	236,8	11:30'28.094
5	31.108	24.075	28.740	<b>19.624</b>	1'43.547	236,3	11:32'11.641
6	30.968	24.185	28.758	19.659	1'43.570	236,8	11:33'55.211
7	30.837	24.239	28.870	19.831	1'43.777	237,9	11:35'38.988
8	31.381	24.619	28.841	20.017	1'44.858	236,8	11:37'23.846
9	31.037	24.253	28.637	19.642	1'43.569	236,3	11:39'07.415
10	30.946	24.257	30.986	19.744	1'45.933	237,4	11:40'53.348
11	31.067	24.260	28.873	19.646	1'43.846	235,8	11:42'37.194
12	30.949	24.309	28.875	19.744	1'43.877	237,9	11:44'21.071
13	35.342	27.589	32.970	35.725	2'11.626CP	231,8	11:46'32.697
14	8'05.609	25.201	29.221	19.754	9'19.785P		11:55'52.482
15	30.906	24.131	29.546	20.397	1'44.980C	236,3	11:57'37.462
16	<b>30.835</b>	<b>24.058</b>	28.778	19.730	1'43.401C	236,8	11:59'20.863
17	30.836	24.084	<b>28.529</b>	19.724	<b>1'43.173</b>	<b>242,2</b>	12:01'04.036

6° 16 A. ZACCONE (1'43.345)							
Lap	Seg.1	Seg.2	Seg.3	Seg.4	Lap Time	km/h	Local Time
1	31.765	26.437	30.541	20.805	1'46.196	239,5	11:22'39.295
2	31.345	24.717	29.327	20.117	1'45.159	240,0	11:24'25.491
3	30.867	24.549	28.785	19.798	1'43.999	239,5	11:27'54.649
4	32.271	24.700	30.601	19.868	1'47.440C	<b>242,2</b>	11:29'42.089
5	30.996	24.466	30.068	19.808	1'45.338	238,9	11:31'27.427
6	31.088	24.258	28.913	<b>19.579</b>	1'43.838	238,4	11:33'11.265
7	32.244	25.397	30.620	20.253	1'48.514	238,9	11:34'59.779
8	30.926	24.226	28.780	19.672	1'43.604	238,9	11:36'43.383
9	31.487	24.539	29.096	20.024	1'45.146	240,0	11:38'28.529
10	<b>30.784</b>	24.244	<b>28.661</b>	19.656	<b>1'43.345</b>	239,5	11:40'11.874
11	30.815	24.240	28.730	19.662	1'43.447	238,9	11:41'55.321
12	31.674	24.599	29.799	34.759	2'00.831P	240,5	11:43'56.152
13	10'29.016	26.710	29.605	19.863	1'45.194P		11:55'41.346
14	31.285	24.272	28.835	19.969	1'44.361C	239,5	11:57'25.707
15	31.078	<b>24.164</b>	28.719	19.800	1'43.761C	237,9	11:59'09.468
16	30.934	24.735	29.180	19.797	1'44.646	239,5	12:00'54.114

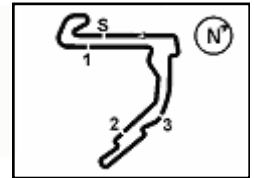
4° 7 F. FARIOLI (1'43.311)							
Lap	Seg.1	Seg.2	Seg.3	Seg.4	Lap Time	km/h	Local Time
1	31.541	25.138	30.789	20.454	1'46.577	236,8	11:22'37.961
2	31.384	24.720	29.297	19.878	1'45.279	<b>238,9</b>	11:26'09.817
3	31.197	24.455	28.897	20.065	1'44.614	236,3	11:27'54.431
4	31.682	24.465	30.660	19.866	1'46.673C	236,3	11:29'41.104

7° 43 S. JESPERSEN (1'43.353)							
Lap	Seg.1	Seg.2	Seg.3	Seg.4	Lap Time	km/h	Local Time
1	32.158	27.103	31.646	20.987	1'47.905	235,8	11:22'23.873
2	31.376	25.235	29.171	19.399	1'45.181C	<b>244,3</b>	11:25'56.959
3	31.683	25.507	29.686	19.934	1'46.810	240,0	11:27'43.769
4	31.596	24.921	29.096	19.786	1'45.399	237,9	11:29'29.168
5	31.144	24.681	29.081	19.850	1'44.756	238,4	11:31'13.924
6	32.012	24.920	31.733	34.966	2'03.631CP	237,9	11:33'17.555
7	7'15.228	25.097	29.238	19.968	8'29.531P		11:41'47.086
8	31.216	24.559	29.006	19.728	1'44.509	236,8	11:43'31.595
9	31.201	24.438	28.645	19.838	1'44.122	237,4	11:45'15.717
10	31.334	24.487	28.935	19.712	1'44.468	241,6	11:47'00.185



**Motul Hungarian Round, 1-3 May 2026**  
**Chronological Analysis Free Practice**

11	31.318	24.501	28.797	19.682	1'44.298	237,4	11:48'44.483	16	33.392	<b>24.441</b>	28.605	19.759	1'46.197	240,5	11:55'04.421
12	31.069	24.310	28.884	33.845	1'58.108P	236,8	11:50'42.591	17	30.890	24.478	28.594	19.756	1'43.718C	240,5	11:56'48.139
13	2'45.787	26.377	30.711	19.926	4'02.801P		11:54'45.392	18	30.859	24.472	<b>28.585</b>	<b>19.705</b>	<b>1'43.621</b>	238,4	11:58'31.760
14	31.788	24.683	29.848	19.680	1'45.999C	237,9	11:56'31.391	19	30.860	24.466	28.601	19.775	1'43.702	238,9	12:00'15.462
15	30.964	24.288	28.726	19.786	1'43.764	237,9	11:58'15.155								
16	31.010	24.454	<b>28.561</b>	<b>19.582</b>	1'43.607	236,3	11:59'58.762								
17	<b>30.833</b>	<b>24.197</b>			<b>1'43.353</b>	236,8	12:01'42.115								
<b>11° 53 V. DEBISE (1'43.760)</b>															
		Lap	Seg.1	Seg.2	Seg.3	Seg.4	Lap Time	km/h	Local Time						
		1	32.162	25.745	29.427	20.116	20.451	1'47.012	237,4	11:23'43.764					
		2	31.574	24.975	29.131	19.945	19.945	1'45.625	238,4	11:25'29.389					
		3	31.439	24.761	29.042	19.781	19.781	1'45.023	237,9	11:27'14.412					
		4	31.247	24.544	29.088	19.929	1'44.808	239,5	11:28'59.220						
		5	31.202	24.545	28.989	19.825	1'44.561	239,5	11:30'43.781						
		6	31.249	24.575	29.092	19.960	1'44.876	237,9	11:32'28.657						
		7	31.129	24.413	28.854	19.822	1'44.218	238,4	11:34'12.875						
		8	31.120	24.440	28.928	19.776	1'44.264	239,5	11:35'57.139						
		9	31.132	26.444	29.126	34.551	2'01.253P	238,4	11:37'58.392						
		10	10'52.772	24.956	29.071	20.038	12'06.837P		11:50'05.229						
		11	30.968	24.526	28.832	19.868	1'44.194	237,9	11:51'49.423						
		12	<b>30.884</b>	24.322	<b>28.809</b>	<b>19.745</b>	<b>1'43.760</b>	238,9	11:53'33.183						
		13	30.896	24.347	28.849	19.792	1'43.884	241,6	11:55'17.067						
		14	30.926	<b>24.198</b>	30.120	19.902	1'45.146C	<b>243,8</b>	11:57'02.213						
		15	30.962	24.389	28.845	19.786	1'43.982C	242,2	11:58'46.195						
		16	30.948	24.408	28.927	19.974	1'44.257	240,5	12:00'30.452						
<b>12° 65 P. OETTL (1'43.839)</b>															
		Lap	Seg.1	Seg.2	Seg.3	Seg.4	Lap Time	km/h	Local Time						
		1	31.674	26.008	29.781	20.382			11:22'23.352						
		2	31.358	24.963	29.242	19.855	1'45.418	240,5	11:25'56.129						
		3	34.533	25.202	29.095	19.953	1'48.783	<b>243,2</b>	11:27'44.912						
		4	52.885	26.053	29.499	20.275	2'08.712	<b>243,2</b>	11:29'53.624						
		5	36.682	25.933	34.496	35.395	2'12.506CP	241,1	11:32'06.130						
		6	9'13.848	25.294	29.423	20.078	10'28.643P		11:42'34.773						
		7	31.433	24.959	28.906	19.849	1'45.147	240,0	11:44'19.920						
		8	31.266	24.722	28.924	19.842	1'44.754	241,1	11:46'04.674						
		9	31.093	24.529	29.219	19.950	1'44.791	241,1	11:47'49.465						
		10	34.496	24.750	29.023	20.285	1'48.554	242,7	11:49'38.019						
		11	30.982	24.447	<b>28.746</b>	<b>19.664</b>	<b>1'43.839</b>	240,5	11:51'21.858						
		12	34.398	24.489	28.802	19.680	1'47.369	241,6	11:53'09.227						
		13	31.041	<b>24.330</b>	28.779	19.722	1'43.872	242,7	11:54'53.099						
		14	33.001	24.429	29.174	19.716	1'46.320C	242,2	11:56'39.419						
		15	<b>30.978</b>	24.397	28.761	19.820	1'43.956C	<b>243,2</b>	11:58'23.375						
		16	31.056	24.338	28.946	19.789	1'44.129	242,7	12:00'07.504						
<b>13° 94 L. MAHIAS (1'43.960)</b>															
		Lap	Seg.1	Seg.2	Seg.3	Seg.4	Lap Time	km/h	Local Time						
		1	31.880	26.634	31.023	21.015			11:23'21.897						
		2	32.787	25.137	29.654	20.479	1'47.150	233,8	11:25'09.047						
		3	31.613	28.046	29.347	20.222	1'49.228	232,8	11:28'46.001						
		4	31.602	24.720	29.422	19.966	1'45.710	235,3	11:30'31.711						
		5	31.469	25.885	29.245	20.141	1'46.740	235,8	11:32'18.451						
		6	31.438	24.536	29.151	20.002	1'45.127	235,3	11:34'03.578						
		7	31.517	31.565	31.314	19.901	1'54.297C	235,3	11:35'57.875						
		8	31.098	24.596	32.438	20.136	1'48.268C	236,8	11:37'46.143						
		9	31.149	32.373	29.337	34.619	2'07.478CP	236,3	11:39'53.621						
		10	9'54.343	26.897	35.011	20.147	11'16.398CP		11:51'10.019						
		11	31.125	24.713	28.772	19.862	1'44.472	234,8	11:52'54.491						
		12	31.014	<b>24.498</b>	<b>28.660</b>	19.788	<b>1'43.960</b>	236,8	11:54'38.451						
		13	32.963	24.660	33.922	20.503	1'52.048C	236,8	11:56'30.499						
		14	33.927	24.638	28.956	19.922	1'47.443	<b>237,9</b>	11:58'17.942						
		15	<b>31.005</b>	24.621	28.697	<b>19.772</b>	1'44.095	235,8	12:00'02.037						
<b>14° 57 A. MAHENDRA (1'44.052)</b>															
		Lap	Seg.1	Seg.2	Seg.3	Seg.4	Lap Time	km/h	Local Time						
		1		26.256	30.605	20.707			11:22'55.055						



Balaton Park Circuit 4.075 m

3 / 5

**Motul Hungarian Round, 1-3 May 2026**  
**Chronological Analysis Free Practice**

1	31.536	24.800	29.326	19.963	1'45.625	237,4	11:24'40.680	9	31.202	25.017	29.031	19.827	1'45.077	237,9	11:37'50.743		
2	31.276	24.849	29.356	20.035	1'45.516	239,5	11:26'26.196	10	31.194	24.780	29.105	19.770	1'44.849	239,5	11:39'35.592		
3	31.024	24.585	29.222	19.851	1'44.682	238,4	11:28'10.878	11	32.860	26.261	30.189	35.490	2'04.800CP	238,9	11:41'40.392		
4	31.346	24.797	30.016	19.999	1'46.158	<b>241,1</b>	11:29'57.036	12	8'58.235	25.605	27.874	20.000	10'11.714CP		11:51'52.106		
5	31.067	24.476	29.021	19.852	1'44.416	236,8	11:31'41.452	13	31.528	24.759	28.845	19.751	1'44.883	238,4	11:53'36.989		
6	31.054	24.407	28.949	<b>19.644</b>	1'44.054	236,3	11:33'25.506	14	31.054	24.543	28.852	<b>19.739</b>	<b>1'44.188</b>	240,0	11:55'21.177		
7	31.133	24.267	32.120	20.161	1'47.681C	236,8	11:35'13.187	15	<b>30.956</b>	24.618	29.021	19.762	1'44.357	241,1	11:57'05.534		
8	31.012	24.559	31.771	37.664	2'05.006P	238,9	11:37'18.193	16	31.014	<b>24.472</b>	<b>28.666</b>	19.836	1'43.988C	238,9	11:58'49.522		
9	12'52.371	24.892	28.881	19.813	1'405.957P		11:51'24.150	17	31.143	25.448	30.262	21.297	1'48.150	239,5	12:00'37.672		
10	31.055	24.401	28.900	19.804	1'44.160	236,8	11:53'08.310										
11	30.909	<b>24.186</b>	31.373	20.011	1'46.479C	235,8	11:54'54.789										
12	31.019	24.228	29.085	19.814	1'44.146C	238,4	11:56'38.935										
13	31.005	24.435	<b>28.875</b>	19.737	<b>1'44.052</b>	236,8	11:58'22.987										
14	<b>30.885</b>	24.268	31.248	20.304	1'46.705	234,8	12:00'09.692										

18°		3 R. DE ROSA (1'44.304)					
Lap	Seg.1	Seg.2	Seg.3	Seg.4	Lap Time	km/h	Local Time
			28.038	32.232	40.823		11:22'23.192
1	2'39.959	27.542	30.599	21.150	3'59.250P		11:26'22.442
2	32.475	25.806	31.261	20.518	1'50.060	234,3	11:28'12.502
3	32.206	25.263	29.735	20.441	1'47.645	236,8	11:30'00.147
4	31.723	25.256	29.831	20.212	1'47.022	238,4	11:31'47.169
5	31.860	25.552	29.271	20.141	1'46.824	238,9	11:33'33.993
6	31.736	25.136	29.593	20.027	1'46.492	237,4	11:35'20.485
7	31.521	24.785	29.394	20.008	1'45.708	237,9	11:37'06.193
8	31.578	24.934	29.343	19.941	1'45.796	237,4	11:38'51.989
9	36.081	27.310	31.922	42.465	2'17.778P	236,8	11:41'09.767
10	8'41.004	25.319	35.439	20.184	10'01.946P		11:51'11.713
11	31.291	24.782	29.093	19.927	1'45.093	236,8	11:52'56.806
12	33.878	24.973	30.182	20.172	1'49.205	238,9	11:54'46.011
13	31.433	24.809	29.883	19.897	1'46.022C	237,9	11:56'32.033
14	31.189	<b>24.479</b>	<b>28.779</b>	<b>19.857</b>	<b>1'44.304</b>	<b>240,5</b>	11:58'16.337
15	<b>31.179</b>	24.702	28.862	19.858	1'44.601	238,9	12:00'00.938
16						<b>240,5</b>	

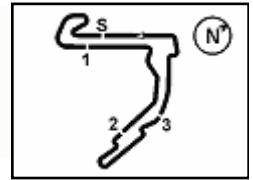
15°		50 O. VOSTATEK (1'44.058)					
Lap	Seg.1	Seg.2	Seg.3	Seg.4	Lap Time	km/h	Local Time
		27.052	30.515	20.703			11:22'37.415
1	31.960	25.323	32.038	20.365	1'49.686	236,3	11:24'27.101
2	31.597	24.972	29.378	20.222	1'46.169	237,9	11:26'13.270
3	31.571	24.806	29.094	19.816	1'45.287	240,5	11:27'58.557
4	32.023	26.320	28.886	20.057	1'47.286C	240,5	11:29'45.843
5	31.327	25.105	29.080	<b>19.732</b>	1'45.244	<b>241,6</b>	11:31'31.087
6	31.235	24.816	28.873	19.740	1'44.664	238,4	11:33'15.751
7	31.051	24.607	28.908	19.803	1'44.369	237,9	11:35'00.120
8	31.330	27.561	30.083	35.088	2'04.062CP	240,0	11:37'04.182
9	9'43.502	25.317	29.765	20.026	10'58.610P		11:48'02.792
10	31.187	24.556	28.833	19.855	1'44.431	235,8	11:49'47.223
11	31.188	24.484	29.015	19.846	1'44.533	238,4	11:51'31.756
12	31.107	24.556	28.759	19.753	1'44.175	237,4	11:53'15.931
13	32.380	24.949	31.611	20.794	1'49.734C	236,8	11:55'05.665
14	31.139	24.538	28.537	19.697	1'43.911C	238,9	11:56'49.576
15	<b>30.938</b>	<b>24.329</b>	29.032	19.883	1'44.182	238,9	11:58'33.758
16	31.154	24.452	<b>28.680</b>	19.772	<b>1'44.058</b>	235,3	12:00'17.816

19°		40 M. CASADEI (1'44.309)					
Lap	Seg.1	Seg.2	Seg.3	Seg.4	Lap Time	km/h	Local Time
		25.696	30.075	20.352			11:22'42.594
1	31.463	24.905	29.048	20.052	1'45.468	237,4	11:24'28.062
2	31.280	24.700	29.042	20.064	1'45.086	238,4	11:26'13.148
3	31.340	24.635	28.926	19.923	1'44.824	238,4	11:27'57.972
4	32.669	24.878	29.407	20.202	1'47.156C	237,9	11:29'45.128
5	31.327	24.579	28.976	19.822	1'44.704	<b>240,0</b>	11:31'29.832
6	31.239	<b>24.462</b>	28.799	<b>19.809</b>	<b>1'44.309</b>	<b>238,4</b>	11:33'14.141
7	31.122	24.517	28.947	34.561	1'59.147P	238,9	11:35'13.288
8	7'26.248	24.817	29.183	20.034	8'40.282P		11:43'53.570
9	31.218	24.600	28.989	19.923	1'44.730	236,8	11:45'38.300
10	<b>30.950</b>	24.788	<b>28.746</b>	20.209	1'44.693	238,9	11:47'22.993
11	31.465	25.681	29.033	20.014	1'46.193	235,8	11:49'09.186
12	31.304	24.657	29.090	32.386	1'57.437P	238,4	11:51'06.623
13	5'00.485	24.711					

16°		32 O. BAYLISS (1'44.107)					
Lap	Seg.1	Seg.2	Seg.3	Seg.4	Lap Time	km/h	Local Time
		26.520	30.130	20.604			11:21'59.105
1	32.230	25.510	30.562	33.307	2'01.609CP	<b>241,1</b>	11:24'00.714
2	3'40.006	25.408	29.744	20.295	4'55.453P		11:28'56.167
3	33.282	26.987	29.226	20.056	1'49.551	236,8	11:30'45.718
4	31.331	24.874	28.963	19.949	1'45.117	237,9	11:32'30.835
5	31.254	24.675	28.931	19.784	1'44.644	240,5	11:34'15.479
6	31.672	25.014	28.351	19.770	1'44.807C	240,0	11:36'00.286
7	31.330	24.536	28.935	19.764	1'44.565	238,9	11:37'44.851
8	31.924	25.911	29.026	34.149	2'01.010CP	238,9	11:39'45.861
9	6'17.772	24.492	29.065	19.892	7'31.221P		11:47'17.082
10	31.005	24.506	28.924	<b>19.685</b>	1'44.120	238,4	11:49'01.202
11	31.066	24.486	28.990	19.757	1'44.299	237,9	11:50'45.501
12	31.113	24.667	28.799	19.719	1'44.298	238,9	11:52'29.799
13	32.212	25.748	30.349	19.775	1'48.084C	238,9	11:54'17.883
14	31.153	<b>24.310</b>	28.913	19.583	1'43.959C	240,5	11:56'01.842
15	31.032	24.471	28.446	19.736	1'43.685C	<b>241,1</b>	11:57'45.527
16	<b>30.969</b>	24.534	<b>28.797</b>	19.807	<b>1'44.107</b>	<b>241,1</b>	11:59'29.634
17	31.029	24.514	29.096	19.735	1'44.374	<b>241,1</b>	12:01'14.008

20°		69 T. BOOTH-AMOS (1'44.316)					
Lap	Seg.1	Seg.2	Seg.3	Seg.4	Lap Time	km/h	Local Time
		26.742	30.289	20.505			11:22'53.440
1	31.678	25.360	29.356	19.969	1'46.363	240,0	11:24'39.803
2	31.358	24.830	29.233	19.954	1'45.375	237,9	11:26'25.178
3	31.326	24.771	29.281	19.945	1'45.323	238,9	11:28'10.501
4	33.199	24.770	29.140	20.417	1'47.526	239,5	11:29'58.027
5	31.471	24.563	29.062	19.834	1'44.930	<b>242,7</b>	11:31'42.957
6	31.268	<b>24.340</b>	<b>29.005</b>	19.703	<b>1'44.316</b>	241,1	11:33'27.273
7	31.226	29.530	33.032	21.198	1'54.986C	<b>242,7</b>	11:35'22.259
8	34.924	24.731	30.855	42.465	2'12.975CP	241,1	11:37'35.234
9	10'16.262	26.120	29.995	20.027	11'32.404P		11:49'07.638
10	31.469	24.606	29.459	19.867	1'45.401	238,4	11:50'53.039
11	33.140	24.660	31.180	20.126	1'49.106	240,0	11:52'42.145
12	31.265	24.474	29.192	<b>19.656</b>	1'44.587	241,1	11:54'26.732
13	31.227	24.459	33.680	21.891	1'51.257C	242,2	11:56'17.989
14	31.195	24.352	29.488	20.193	1'45.228	<b>242,7</b>	11:58'03.217
15	<b>31.085</b>	24.538	29.128	19.684	1'44.435	242,2	11:59'47.652
16	31.163	29.685			1'52.643	242,2	12:01'40.295

17°		24 M. RAMIREZ (1'44.188)					
Lap	Seg.1	Seg.2	Seg.3</				



**Motul Hungarian Round, 1-3 May 2026**  
**Chronological Analysis Free Practice**

Balaton Park Circuit 4.075 m

4 / 5

21° 6 C. PEROLARI (1'44.440)							
Lap	Seg.1	Seg.2	Seg.3	Seg.4	Lap Time	km/h	Local Time
1	31.958	25.499	29.627	20.245	1'47.329	237,4	11:23'49.167
2	31.547	24.930	29.454	20.126	1'46.057	237,9	11:25'35.224
3	31.380	24.762	29.237	19.894	1'45.273	237,4	11:27'20.497
4	34.169	25.777	30.880	20.184	1'51.010C	238,9	11:29'11.507
5	31.305	24.378	29.195	<b>19.698</b>	1'44.576	239,5	11:30'56.083
6	32.085	25.363	32.634	36.788	2'06.870P	<b>240,5</b>	11:33'02.953
7	8'16.369	25.332	29.604	20.103	9'31.408P		11:42'34.361
8	31.238	24.798	29.168	19.943	1'45.147	237,4	11:44'19.508
9	31.263	24.571	29.013	19.805	1'44.652	237,4	11:46'04.160
10	31.236	24.493	28.983	19.728	<b>1'44.440</b>	237,9	11:47'48.600
11	36.678	25.932	34.991	36.734	2'14.335P	237,9	11:50'02.935
12	3'56.423	25.047	29.241	19.713	5'10.424P		11:55'13.359
13	<b>30.886</b>	24.327	28.958	19.693	1'43.864C	238,4	11:56'57.223
14	31.133	<b>24.221</b>	<b>28.841</b>			239,5	

11	6'53.491	25.035	28.987	19.915	8'07.428P		11:48'46.266
12	31.333	24.788	<b>28.924</b>	<b>19.678</b>	<b>1'44.723</b>	234,8	11:50'30.989
13	<b>31.117</b>	24.706	28.988	20.213	1'45.024	235,3	11:52'16.013
14	31.230	24.752	31.805	20.409	1'48.196C	235,3	11:54'04.209
15	31.234	<b>24.694</b>				235,8	

22° 64 F. CARICASULO (1'44.478)							
Lap	Seg.1	Seg.2	Seg.3	Seg.4	Lap Time	km/h	Local Time
1	31.904	25.863	29.873	20.057			11:21'57.336
2	31.468	25.568	29.372	20.044	1'46.888	240,0	11:23'44.224
3	31.467	24.890	29.146	19.740	1'45.243	237,9	11:27'14.969
4	31.173	24.737	29.284	19.754	1'44.948	239,5	11:28'59.917
5	31.087	25.226	29.067	19.839	1'45.219	239,5	11:30'45.136
6	31.254	<b>24.633</b>	29.169	<b>19.732</b>	1'44.788	237,9	11:32'29.924
7	33.978	26.295	31.574	35.674	2'07.521P	237,9	11:34'37.445
8	14'14.004	25.143	29.003	19.941	15'28.091P		11:50'05.536
9	<b>30.997</b>	24.680	29.025	19.776	<b>1'44.478</b>	<b>241,1</b>	11:51'50.014
10	31.043	24.839	<b>28.965</b>	20.078	1'44.925	<b>241,1</b>	11:53'34.939
11	31.345	24.720	29.023	19.791	1'44.879	237,9	11:55'19.818
12	31.993	26.325	29.077	19.765	1'47.160	240,5	11:57'06.978
13	31.179	24.804	29.001	20.001	1'44.985C	239,5	11:58'51.963
14	31.337	26.467	29.456	20.182	1'47.442	238,9	12:00'39.405

25° 91 B. JIMENEZ (1'45.193)							
Lap	Seg.1	Seg.2	Seg.3	Seg.4	Lap Time	km/h	Local Time
		28.081	31.057	21.491			11:22'04.357
1	32.361	26.566	29.794	20.551	1'49.272	240,0	11:23'53.629
2	31.570	26.237	28.778	20.388	1'46.973C	239,5	11:25'40.602
3	31.670	25.985	29.448	20.386	1'47.489	239,5	11:27'28.091
4	32.225	27.469	29.668	20.203	1'49.565	240,0	11:29'17.656
5	31.269	25.414	29.183	20.218	1'46.084	240,5	11:31'03.740
6	35.589	25.622	29.321	20.464	1'50.996C	239,5	11:32'54.736
7	31.580	25.155	29.378	20.111	1'46.224	<b>244,9</b>	11:34'40.960
8	31.167	25.289	29.002	20.134	1'45.592	240,0	11:36'26.552
9	31.212	25.292	29.020	20.049	1'45.573	240,0	11:38'12.125
10	31.150	25.235	28.959	19.976	1'45.320	240,0	11:39'57.445
11	34.327	26.590	30.229	34.540	2'05.686P	240,0	11:42'03.131
12	8'19.934	25.361	28.551	20.207	9'34.053CP		11:51'37.184
13	31.226	25.653	29.155	20.129	1'46.163	242,2	11:53'23.347
14	31.242	<b>24.978</b>	29.019	<b>19.954</b>	<b>1'45.193</b>	241,1	11:55'08.540
15	<b>31.077</b>	25.196	29.153	19.987	1'45.413C	241,6	11:56'53.953
16	31.176	25.166	28.911	20.021	1'45.274	240,5	11:58'39.227
17	31.273	25.174	<b>28.876</b>	20.028	1'45.351	241,1	12:00'24.578

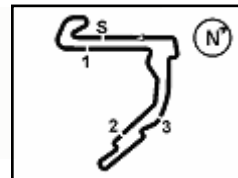
23° 10 L. TACCINI (1'44.716)							
Lap	Seg.1	Seg.2	Seg.3	Seg.4	Lap Time	km/h	Local Time
		26.225	30.683	20.971			11:22'07.580
1	31.661	25.706	30.438	20.730	1'48.535	242,7	11:23'56.115
2	31.596	25.157	29.834	20.054	1'46.641	242,7	11:25'42.756
3	31.349	24.856	29.417	20.068	1'45.690	242,2	11:27'28.446
4	31.695	27.264	33.938	20.040	1'52.937	<b>244,9</b>	11:29'21.383
5	31.140	24.875	29.561	20.101	1'45.677	241,6	11:31'07.060
6	31.763	24.929	29.395	34.091	2'00.178CP	242,2	11:33'07.238
7	9'31.423	24.928	29.512	20.997	10'46.860CP		11:43'54.098
8	31.316	24.827	29.120	19.950	1'45.213	240,0	11:45'39.311
9	31.193	24.804	<b>29.038</b>	33.353	1'58.388P	241,1	11:47'37.699
10	3'06.869	24.745	30.416	20.155	4'22.185CP		11:51'59.884
11	<b>31.072</b>	<b>24.706</b>	29.071	<b>19.867</b>	<b>1'44.716</b>	241,1	11:53'44.600
12	31.368	24.807	28.341	33.111	1'57.627CP	242,7	11:55'42.227
13	2'37.422	25.564	29.291	19.858	3'52.135CP		11:59'34.362
14	31.300	24.848	29.095	19.868	1'45.111C	241,1	12:01'19.473

26° 20 X. CARDELUS (1'45.236)							
Lap	Seg.1	Seg.2	Seg.3	Seg.4	Lap Time	km/h	Local Time
		25.746	30.341	20.348			11:21'58.466
1	32.058	25.077	29.356	19.999	1'46.490C	237,4	11:23'44.956
2	31.411	24.802	29.387	<b>19.857</b>	1'45.457	237,9	11:25'30.413
3	33.129	24.811	29.611	19.969	1'47.520	237,4	11:27'17.933
4	<b>31.317</b>	28.645	32.060	20.041	1'52.063C	<b>238,9</b>	11:29'09.996
5	31.415	24.615	29.654	19.861	1'45.545	236,8	11:30'55.541
6	35.817	24.947	28.970	20.072	1'49.806C	236,3	11:32'45.347
7	31.626	24.660	30.878	20.141	1'47.305C	234,8	11:34'32.652
8	31.507	25.008	29.367	20.105	1'45.987	235,8	11:36'18.639
9	34.229	27.528	29.204	33.893	2'04.854CP	233,3	11:38'23.493
10	11'23.735	26.724	31.143	20.461	12'42.063P		11:51'05.556
11	31.479	24.733	29.607	20.036	1'45.855	233,3	11:52'51.411
12	35.009	24.801	28.248	19.903	1'47.961C	232,8	11:54'39.372
13	31.478	24.717	34.041	20.116	1'50.352C	234,8	11:56'29.724
14	31.547	24.591	29.429	20.075	1'45.642	234,8	11:58'15.366
15	31.499	<b>24.546</b>	<b>29.209</b>	19.982	<b>1'45.236</b>	232,3	12:00'00.602
16						231,8	

24° 25 O. KONIG (1'44.723)							
Lap	Seg.1	Seg.2	Seg.3	Seg.4	Lap Time	km/h	Local Time
		26.470	30.531	20.528			11:22'36.730
1	32.041	25.516	29.653	20.292	1'47.502	235,8	11:24'24.232
2	32.201	26.281	32.327	20.020	1'50.829	236,3	11:26'15.061
3	31.563	24.999	29.143	19.814	1'45.519	237,4	11:28'00.580
4	31.625	25.019	29.416	19.928	1'45.988C	237,4	11:29'46.568
5	31.448	24.927	29.139	19.783	1'45.297	240,5	11:31'31.865
6	31.745	25.289	28.854	19.937	1'45.825C	<b>241,6</b>	11:33'17.690
7	31.545	25.075	29.055	19.820	1'45.495	236,8	11:35'03.185
8	32.336	25.143	28.482	19.952	1'45.913C	238,4	11:36'49.098
9	31.449	24.890	32.842	21.045	1'50.226C	236,3	11:38'39.324
10	31.279	25.022	29.207	34.006	1'59.514CP	237,9	11:40'38.838

27° 77 D. AEGERTER (1'45.705)							
Lap	Seg.1	Seg.2	Seg.3	Seg.4	Lap Time	km/h	Local Time
		26.898	30.909	21.025			11:22'06.530
1	32.046	26.000	30.405	21.076	1'49.527	241,1	11:23'56.057
2	32.061	26.390	30.140	20.525	1'49.116	<b>242,2</b>	11:25'45.173
3	31.852	25.353	30.035	20.225	1'47.465	236,8	11:27'32.638
4	31.888	25.397	30.001	20.226	1'47.512	238,4	11:29'20.150
5	31.780	24.978	29.916	20.186	1'46.860	238,9	11:31'07.010
6	32.120	24.991	29.955	20.538	1'47.604	238,9	11:32'54.614
7	31.569	24.943	29.827	20.484	1'46.823	240,0	11:34'41.437
8	31.568	25.035	29.728	20.123	1'46.454	241,6	11:36'27.891
9	31.457	<b>24.837</b>	29.600	19.992	1'45.886	237,9	11:38'13.777
10	<b>31.200</b>	24.849	29.694	<b>19.962</b>	<b>1'45.705</b>	240,0	11:39'59.482
11	31.431	24.949	<b>29.585</b>	20.162	1'46.127	239,5	11:41'45.609
12	31.355	26.921	37.869	36.245	2'12.390P	238,9	11:43'57.999
13	8'33.797	25.516	30.139	20.355	9'49.807P		11:53'47.806
14	31.717	24.882	29.789	20.140	1'46.528	236,8	11:55'34.334
15	31.745	25.029	29.739	20.264	1'46.777	238,9	11:57'21.111
16	31.688	25.152	29.800	20.470	1'47.110C	240,0	11:59'08.221
17	31.693	25.260	30.583	20.285	1'47.821	238,4	12:00'56.042

01/05/2026 P = Pits In/Out - C = Lap Time Cancelled



**Motul Hungarian Round, 1-3 May 2026**  
**Chronological Analysis Free Practice**

28° 88 A. GIOMBINI (1'45.975)							
Lap	Seg.1	Seg.2	Seg.3	Seg.4	Lap Time	km/h	Local Time
		26.854	31.012	21.257			11:22'05.677
1	32.519	26.318	30.789	21.152	1'50.778	238,4	11:23'56.455
2	32.417	26.211	30.440	20.666	1'49.734	<b>243,8</b>	11:25'46.189
3	31.976	25.756	30.254	20.412	1'48.398	240,5	11:27'34.587
4	31.832	26.024	30.146	20.193	1'48.195	238,9	11:29'22.782
5	31.971	27.564	30.694	37.414	2'07.643P	239,5	11:31'30.425
6	7'01.045	25.840	30.560	20.595	8'18.040CP		11:39'48.465
7	31.845	25.439	30.230	20.209	1'47.723C	237,9	11:41'36.188
8	32.132	25.347	29.933	20.383	1'47.795	237,4	11:43'23.983
9	31.774	25.097	30.007	20.194	1'47.072	237,9	11:45'11.055
10	31.673	25.174	29.903	20.089	1'46.839	238,9	11:46'57.894
11	35.102	25.173	33.297	35.213	2'08.785CP	237,9	11:49'06.679
12	3'38.878	25.432	31.056	20.215	4'55.581CP		11:54'02.260
13	31.504	24.951	<b>29.576</b>	<b>19.944</b>	<b>1'45.975</b>	236,8	11:55'48.235
14	<b>31.440</b>	<b>24.824</b>	29.644	20.064	1'45.972C	238,9	11:57'34.207
15	31.547	24.917	29.774	20.193	1'46.431C	237,9	11:59'20.638
16	35.504	28.211	31.892	21.833	1'57.440	235,3	12:01'18.078

29° 54 R. ROSSI (1'46.028)							
Lap	Seg.1	Seg.2	Seg.3	Seg.4	Lap Time	km/h	Local Time
		27.156	31.712	21.227			11:22'21.330
1	32.808	26.176	30.847	20.517	1'50.348	236,8	11:24'11.678
2	32.860	25.455	30.110	21.022	1'49.447	238,9	11:26'01.125
3	32.268	25.420	30.120	20.456	1'48.264	236,8	11:27'49.389
4	35.458	28.222	30.191	20.679	1'54.550C	237,4	11:29'43.939
5	32.549	25.531	29.210	20.356	1'47.646C	239,5	11:31'31.585
6	31.974	25.571	30.965	22.097	1'50.607C	239,5	11:33'22.192
7	31.922	25.382	29.901	20.336	1'47.541	238,9	11:35'09.733
8	32.301	25.210	32.651	39.124	2'09.286CP	237,9	11:37'19.019
9	9'27.982	26.016	30.555	20.166	10'44.719CP		11:48'03.738
10	31.812	25.004	29.405	20.196	1'46.417	237,9	11:49'50.155
11	31.638	24.860	<b>29.395</b>	<b>20.135</b>	<b>1'46.028</b>	236,8	11:51'36.183
12	31.812	26.460	30.338	19.411	1'48.021C	238,9	11:53'24.204
13	31.761	24.935	29.407	20.201	1'46.304	238,9	11:55'10.508
14	31.519	24.939	28.518	20.087	1'45.063C	<b>240,0</b>	11:56'55.571
15	<b>31.468</b>	<b>24.834</b>	29.453	20.833	1'46.588	238,9	11:58'42.159
16	43.190	27.261	28.818	20.787	2'00.056C	236,3	12:00'42.215

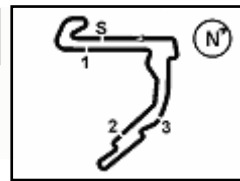
30° 22 A. CARRASCO (1'46.441)							
Lap	Seg.1	Seg.2	Seg.3	Seg.4	Lap Time	km/h	Local Time
		27.439	31.574	21.591			11:22'04.290
1	33.568	26.370	30.503	21.218	1'51.659	232,8	11:23'55.949
2	32.775	26.758	30.289	20.858	1'50.680	234,3	11:25'46.629
3	32.433	25.719	30.236	20.426	1'48.814	236,3	11:27'35.443
4	32.254	25.511	30.030	20.531	1'48.326	237,4	11:29'23.769
5	31.971	25.418	29.922	20.333	1'47.644	239,5	11:31'11.413
6	31.975	25.265	30.010	20.250	1'47.500	234,8	11:32'58.913
7	31.919	25.186	29.884	20.296	1'47.285	235,8	11:34'46.198
8	33.363	27.872	32.086	35.551	2'08.872P	235,3	11:36'55.070
9	9'57.356	25.805	29.920	20.576	11'13.657P		11:48'08.727
10	31.857	25.051	29.548	20.319	1'46.775	235,8	11:49'55.502
11	31.720	25.186	29.814	20.480	1'47.200C	236,3	11:51'42.702
12	32.042	24.977	29.543	20.087	1'46.649	237,9	11:53'29.351
13	31.732	24.933	29.599	20.177	<b>1'46.441</b>	237,4	11:55'15.792
14	31.656	<b>24.836</b>	30.506	<b>20.042</b>	1'47.040	<b>240,0</b>	11:57'02.832
15	<b>31.616</b>	24.920	<b>29.436</b>	20.129	1'46.101C	<b>240,0</b>	11:58'48.933
16	31.869	24.943	29.505	20.203	1'46.520	238,4	12:00'35.453

31° 31 Y. OKAMOTO (1'46.597)							
Lap	Seg.1	Seg.2	Seg.3	Seg.4	Lap Time	km/h	Local Time
		27.297	31.983	21.467			11:22'29.081
1	33.422	26.110	29.956	20.543	1'50.031	234,8	11:24'19.112
2	32.180	25.169	30.228	20.312	1'47.889	235,3	11:26'07.001
3	32.068	25.092	29.719	20.578	1'47.457	236,8	11:27'54.458

4	32.815	24.997	30.387	20.321	1'48.520C	234,8	11:29'42.978
5	35.844	25.660	29.460	20.249	1'51.213C	238,9	11:31'34.191
6	31.857	24.920	<b>29.639</b>	20.181	<b>1'46.597</b>	238,4	11:33'20.788
7	31.803	27.939	30.936	<b>20.167</b>	1'50.845	237,4	11:35'11.633
8	32.047	24.992	30.384	20.422	1'47.845C	238,9	11:36'59.478
9	31.789	25.005	30.573	20.327	1'47.694	235,3	11:38'47.172
10		25.359	30.934	37.726	2'06.023P	234,3	11:40'53.195
11	7'38.068	25.154	29.069	20.315	8'52.606CP		11:49'45.801
12	31.605	25.057	29.975	20.197	1'46.834	234,3	11:51'32.635
13	31.917	24.880	31.472	24.922	1'53.191C	237,4	11:53'25.826
14	<b>31.595</b>	25.928	31.084	20.360	1'48.967C	237,9	11:55'14.793
15	31.625	<b>24.761</b>	29.334	20.249	1'45.969C	<b>239,5</b>	11:57'00.762
16	31.678	24.912	29.731	20.246	1'46.567C	237,4	11:58'47.329
17	31.603	25.142	29.866	20.333	1'46.944	237,4	12:00'34.273

32° 19 A. KOFLER (1'46.824)							
Lap	Seg.1	Seg.2	Seg.3	Seg.4	Lap Time	km/h	Local Time
		27.446	31.231	21.727			11:22'08.271
1	32.553	26.387	30.502	20.924	1'50.366	233,8	11:23'58.637
2	32.678	26.311	30.681	20.644	1'50.314	233,8	11:25'48.951
3	32.677	25.984	30.452	36.688	2'05.801P	233,3	11:27'54.752
4	7'28.053	25.749	30.764	20.853	8'45.419P		11:36'40.171
5	32.411	25.788	30.076	20.866	1'49.141	231,8	11:38'29.312
6	31.973	25.450	<b>29.692</b>	20.520	1'47.635	235,3	11:40'16.947
7	33.081	25.403	29.937	20.375	1'48.796	232,8	11:42'05.743
8	32.622	27.222	29.777	20.521	1'50.142	234,3	11:43'55.885
9	32.019	25.284	29.822	36.394	2'03.519P	234,8	11:45'59.404
10	4'48.031	25.619	30.517	20.592	6'04.759P		11:52'04.163
11	31.744	25.363	29.796	20.275	1'47.178	234,8	11:53'51.341
12	31.824	<b>24.974</b>	29.953	<b>20.073</b>	<b>1'46.824</b>	234,8	11:55'38.165
13	<b>31.728</b>	25.226	30.167	21.267	1'48.388C	<b>235,8</b>	11:57'26.553
14	32.101	25.309	36.733	22.044	1'56.187C	234,8	11:59'22.740
15	32.012	25.024	29.722	20.115	1'46.873	234,3	12:01'09.613

33° 73 J. CRETARO (1'47.087)							
Lap	Seg.1	Seg.2	Seg.3	Seg.4	Lap Time	km/h	Local Time
		26.819	31.277	21.301			11:22'16.386
1	33.221	26.079	30.488	20.836	1'50.624	235,3	11:24'07.010
2	32.217	25.987	30.417	20.419	1'49.040	236,3	11:25'56.050
3	32.283	25.656	30.334	20.512	1'48.785	235,8	11:27'44.835
4	32.606	25.635	30.235	20.389	1'48.865	237,9	11:29'33.700
5	32.029	26.175	30.801	34.094	2'03.099P	236,3	11:31'36.799
6	8'47.255	25.978	30.180	20.428	10'03.841P		11:41'40.640
7	<b>31.809</b>	25.458	29.868	20.271	1'47.406	237,9	11:43'28.046
8	32.107	25.330	<b>29.771</b>	20.286	1'47.494	237,9	11:45'15.540
9	31.847	<b>25.293</b>	29.843	<b>20.104</b>	<b>1'47.087</b>	237,9	11:47'02.627
10	31.943	25.737	30.176	20.153	1'48.009	<b>238,9</b>	11:48'50.636
11	33.023	25.488	31.565	33.699	2'03.775CP	237,9	11:50'54.411
12	8'50.013	26.995	35.678	42.980	10'35.666CP		12:01'30.077

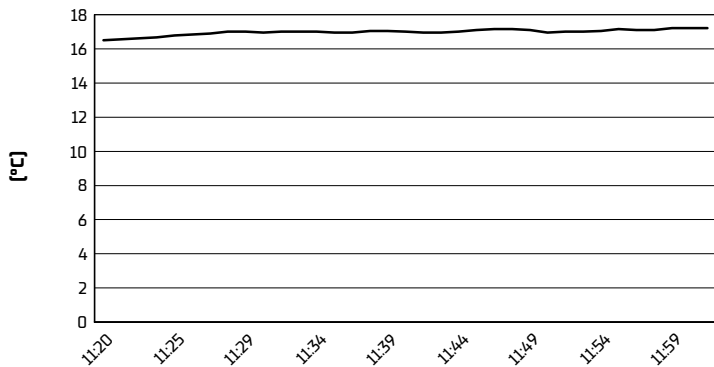


**Motul Hungarian Round, 1-3 May 2026**

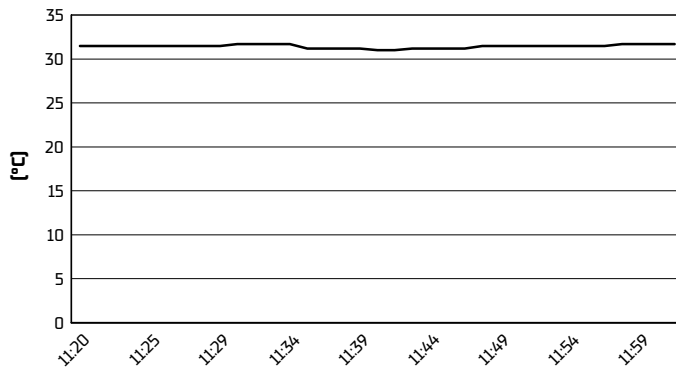
**Weather Report Free Practice**

Session started 11:20 - Session ended 12:02

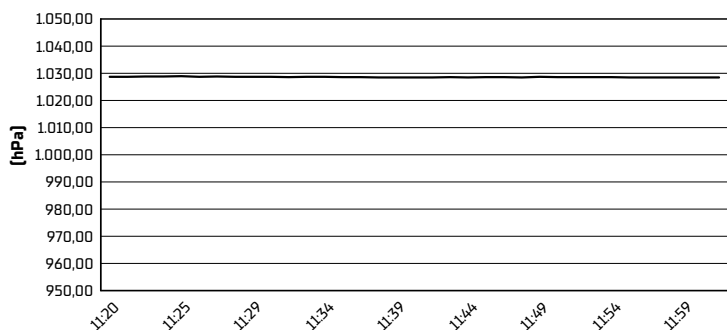
**Air Temperature**



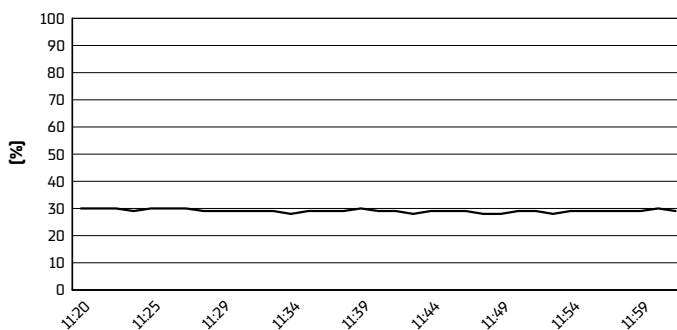
**Track Temperature**



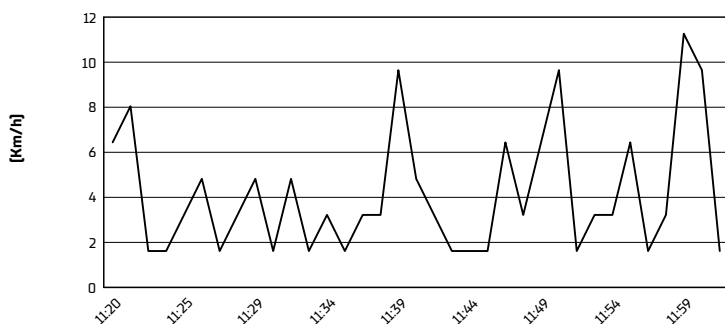
**Air Pressure**



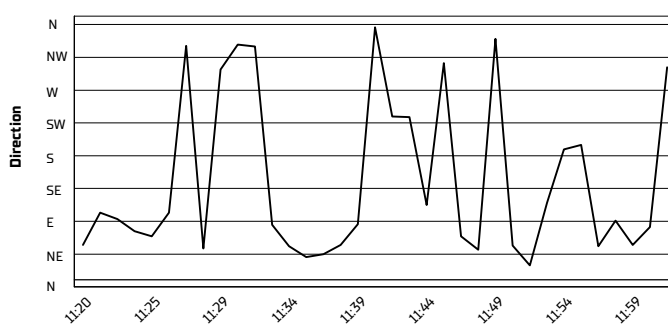
**Humidity**



**Wind Speed**



**Wind Direction**



01/05/2026

These data/results cannot be reproduced, stored and/or transmitted in whole or in part by any manner of electronic, mechanical, photocopying, recording, broadcasting or otherwise now known or herein after developed without the previous express consent by the copyright owner, except for reproduction in daily press and regular printed publications on sale to the public within 60 days of the event related to those data/results and always provided that copyright symbol appears together as follows below.

© DORNA WSBK ORGANIZATION Srl 2026