

Motul Hungarian Round, 1-3 May 2026
Results Warm Up 2

No.	Rider	Nat	Team	Bike	Class	Time	Gap	Rel.	Laps	Speed	
										Avg	Max
1	53 V. DEBISE	FRA	EASTROC ZXMMOTO Evan Bros Factory	ZXMMOTO 820RR		1'42.499			5	143,123	242,2
2	7 F. FAROLI	ITA	VFT Racing Yamaha	Yamaha YZF-R9		1'42.705	0.206	0.206	5	142,836	243,2
3	94 L. MAHIAS	FRA	GMT94 Yamaha	Yamaha YZF-R9		1'42.754	0.255	0.049	5	142,768	241,6
4	75 A. ARENAS	ESP	AS BLU CRU Racing Team	Yamaha YZF-R9		1'42.786	0.287	0.032	5	142,724	243,8
5	5 J. MASIA	ESP	Orelac Racing Verdnatura	Ducati Panigale V2		1'42.796	0.297	0.010	5	142,710	244,3
6	65 P. DETTL	GER	Feel Racing WorldSSP Team	Ducati Panigale V2		1'42.952	0.453	0.156	5	142,494	248,3
7	57 A. MAHENDRA	INA	AS BLU CRU Racing Team	Yamaha YZF-R9		1'42.976	0.477	0.024	5	142,460	242,7
8	37 R. GARCIA	ESP	GMT94 Yamaha	Yamaha YZF-R9		1'43.068	0.569	0.092	5	142,333	241,1
9	11 M. FERRARI	ITA	WRP Racing	Ducati Panigale V2		1'43.129	0.630	0.061	5	142,249	247,1
10	16 A. ZACCONI	ITA	Ecosantagata Althea Racing Team	Ducati Panigale V2		1'43.224	0.725	0.095	5	142,118	243,2
11	43 S. JESPERSEN	DEN	EAB Racing Team	Ducati Panigale V2		1'43.239	0.740	0.015	5	142,097	238,9
12	6 C. PEROLARI	FRA	Honda Racing World Supersport	Honda CBR600RR	*	1'43.282	0.783	0.043	5	142,038	242,2
13	70 J. WHATLEY	GBR	Orelac Racing Verdnatura	Ducati Panigale V2		1'43.337	0.838	0.055	5	141,963	246,6
14	50 O. VOSTATEK	CZE	Compos Racing Team	Triumph Street Triple 765 RS		1'43.456	0.957	0.119	5	141,799	242,2
15	91 B. JIMENEZ	ESP	WRP Racing	Ducati Panigale V2		1'43.526	1.027	0.070	5	141,704	244,9
16	69 T. BOOTH-AMOS	GBR	PTR Triumph Factory Racing	Triumph Street Triple 765 RS		1'43.550	1.051	0.024	5	141,671	246,6
17	52 J. ALCOBA	ESP	Kawasaki WorldSSP Team	Kawasaki ZX-6R 636		1'43.601	1.102	0.051	5	141,601	246,6
18	64 F. CARICASULO	ITA	EASTROC ZXMMOTO Evan Bros Factory	ZXMMOTO 820RR		1'43.740	1.241	0.139	5	141,411	244,3
19	73 J. CRETARD	ITA	Flembo by Racing Development	MV Agusta F3 800 RR		1'43.816	1.317	0.076	5	141,308	246,0
20	40 M. CASADEI	ITA	D34G WorldSSP Racing Team	Ducati Panigale V2		1'43.826	1.327	0.010	5	141,294	244,3
21	32 O. BAYLISS	AUS	PTR Triumph Factory Racing	Triumph Street Triple 765 RS		1'43.879	1.380	0.053	4	141,222	241,6
22	77 D. AEGERTER	SUI	Kawasaki WorldSSP Team	Kawasaki ZX-6R 636		1'43.891	1.392	0.012	5	141,206	247,1
23	10 L. TACCINI	ITA	Ecosantagata Althea Racing Team	Ducati Panigale V2		1'43.934	1.435	0.043	5	141,147	246,0
24	3 R. DE ROSA	ITA	QJMOTOR Factory Racing	QJMOTOR SRK 800 RS	*	1'44.190	1.691	0.256	5	140,800	241,1
25	88 A. GIOMBINI	ITA	Motozoo by Madforce Dubai	MV Agusta F3 800 RR		1'44.261	1.762	0.071	2	140,705	247,1
26	20 X. CARDELUS	AND	Cerba Yamaha Racing Team	Yamaha YZF-R9		1'44.531	2.032	0.270	5	140,341	243,2
27	25 O. KONIG	CZE	Compos Racing Team	Triumph Street Triple 765 RS		1'44.628	2.129	0.097	5	140,211	241,6
28	24 M. RAMIREZ	ESP	QJMOTOR Factory Racing	QJMOTOR SRK 800 RS	*	1'44.784	2.285	0.156	5	140,002	244,3
29	54 R. ROSSI	ITA	Renzi Corse	Ducati Panigale V2		1'44.902	2.403	0.118	5	139,845	242,7
30	22 A. CARRASCO	ESP	Honda Racing World Supersport	Honda CBR600RR	*	1'45.536	3.037	0.634	5	139,005	240,5
31	19 A. KOFLER	AUT	Motorsport Kofler	Yamaha YZF-R9	*	1'45.556	3.057	0.020	5	138,978	238,9
32	31 Y. OKAMOTO	JPN	Pata Yamaha Ten Kate Racing	Yamaha YZF-R9		1'45.617	3.118	0.061	5	138,898	240,5
Out 105% in this Session											
33	61 C. ONCU	TUR	Pata Yamaha Ten Kate Racing	Yamaha YZF-R9					1		241,1

Qualifying Lap Time [105% of 1'42.499]: **1'47.624**

* WorldSSP Challenge

AIR	Humidity:	44%	Temp:	17°C
TRACK	Condition:	Dry	Temp:	27°C

Records	Pole	[SP]	2026	A.Arenas	1'42.050	143,750	Km/h
	Race	[RC1]	2026	A.Arenas	1'42.737	142,790	Km/h
	All Times	[SP]	2026	A.Arenas	1'42.050	143,750	Km/h

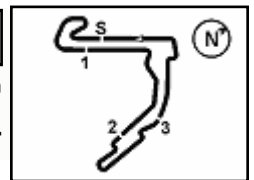
03/05/2026 Start 09:40 End 09:52

The results are provisional until the end of the time limit for protests and appeals and the completion of the technical checks.

Clerk Of The Course: **Kocsik Tamas**
Publication Time: **09:55**

These data/results cannot be reproduced, stored and/or transmitted in whole or in part by any manner of electronic, mechanical, photocopying, recording, broadcasting or otherwise now known or herein after developed without the previous express consent by the copyright owner, except for reproduction in daily press and regular printed publications on sale to the public within 60 days of the event related to those data/results and always provided that copyright symbol appears together as follows below.

© DORNA WSBK ORGANIZATION Srl 2026



Motul Hungarian Round, 1-3 May 2026
Results Warm Up 2

Session Highlights

Local Time	No. Rider	Description
09.40.00		Start of Session
09.41.00	53 V. DEBISE	#53 Current Lap Time Cancelled - Exceeded Track Limits - Turn 9
09.41.04	40 M. CASADEI	#40 Current Lap Time Cancelled - Exceeded Track Limits - Turn 9
09.41.10	3 R. DE ROSA	#3 Current Lap Time Cancelled - Exceeded Track Limits - Turn 9
09.41.10	54 R. ROSSI	#54 Current Lap Time Cancelled - Exceeded Track Limits - Turn 9
09.41.16	24 M. RAMIREZ	#24 Current Lap Time Cancelled - Exceeded Track Limits - Turn 9
09.41.27	64 F. CARICASULO	#64 Current Lap Time Cancelled - Exceeded Track Limits - Turn 13
09.41.37	11 M. FERRARI	#11 Current Lap Time Cancelled - Exceeded Track Limits - Turn 9
09.41.38	20 X. CARDELUS	#20 Current Lap Time Cancelled - Exceeded Track Limits - Turn 9
09.41.39	61 C. ONCU	#61 Current Lap Time Cancelled - Exceeded Track Limits - Turn 15
09.41.39	10 L. TACCINI	#10 Current Lap Time Cancelled - Exceeded Track Limits - Turn 15
09.41.40	88 A. GIOMBINI	#88 Current Lap Time Cancelled - Exceeded Track Limits - Turn 15
09.41.49	53 V. DEBISE	#53 Lap Time Cancelled (First Lap) - Exceeded Track Limits - Turn 9
09.41.50	61 C. ONCU	#61 Lap Time Cancelled (First Lap) - Exceeded Track Limits - Turn 15
09.41.50	10 L. TACCINI	#10 Lap Time Cancelled (First Lap) - Exceeded Track Limits - Turn 15
09.41.51	37 R. GARCIA	#37 Current Lap Time Cancelled - Exceeded Track Limits - Turn 9
09.41.52	88 A. GIOMBINI	#88 Lap Time Cancelled (First Lap) - Exceeded Track Limits - Turn 15
09.41.52	40 M. CASADEI	#40 Lap Time Cancelled (First Lap) - Exceeded Track Limits - Turn 9
09.41.52	94 L. MAHIAS	#94 Current Lap Time Cancelled - Exceeded Track Limits - Turn 9
09.41.53	57 A. MAHENDRA	#57 Current Lap Time Cancelled - Exceeded Track Limits - Turn 9
09.41.53	64 F. CARICASULO	#64 Lap Time Cancelled (First Lap) - Exceeded Track Limits - Turn 13
09.41.54	75 A. ARENAS	#75 Current Lap Time Cancelled - Exceeded Track Limits - Turn 9
09.41.55	54 R. ROSSI	#54 Lap Time Cancelled (First Lap) - Exceeded Track Limits - Turn 9
09.41.57	3 R. DE ROSA	#3 Lap Time Cancelled (First Lap) - Exceeded Track Limits - Turn 9
09.42.03	24 M. RAMIREZ	#24 Lap Time Cancelled (First Lap) - Exceeded Track Limits - Turn 9
09.42.24	20 X. CARDELUS	#20 Lap Time Cancelled (First Lap) - Exceeded Track Limits - Turn 9
09.42.29	11 M. FERRARI	#11 Lap Time Cancelled (First Lap) - Exceeded Track Limits - Turn 9
09.42.35	37 R. GARCIA	#37 Lap Time Cancelled (First Lap) - Exceeded Track Limits - Turn 9
09.42.36	94 L. MAHIAS	#94 Lap Time Cancelled (First Lap) - Exceeded Track Limits - Turn 9
09.42.37	57 A. MAHENDRA	#57 Lap Time Cancelled (First Lap) - Exceeded Track Limits - Turn 9
09.42.38		Yellow Flag Out - Turn 7-8
09.42.38	75 A. ARENAS	#75 Lap Time Cancelled (First Lap) - Exceeded Track Limits - Turn 9
09.42.39		Yellow Flag Out - Turn 9
09.42.50	61 C. ONCU	#61 Crashed - Turn 7
09.42.55		Yellow Flag Out - Turn 9
09.42.55		Yellow Flag Out - Turn 7-8
09.43.32		Yellow Flag In - Turn 7-8
09.43.32		Riders Under Yellow Flag at Turn 7-8: #54 #3 #77 #24 #19 #43 #52 #70 #69 #16 #50 #7 #20 #5 #65 #25 #11 #37 #94 #57 #75
09.43.32		Yellow Flag In - Turn 9
09.43.32		Riders Under Yellow Flag at Turn 9: #32 #88 #40 #91 #31 #10 #64 #73 #22 #54 #3 #77 #24 #19 #43
09.43.32		Riders Under Yellow Flag at Turn 9: #52 #70 #69 #16 #50 #7 #20 #5 #65 #25 #11 #37 #94 #57 #75
09.45.14	73 J. CRETARO	#73 Current Lap Time Cancelled - Exceeded Track Limits - Turn 15
09.45.16	3 R. DE ROSA	#3 Current Lap Time Cancelled - Exceeded Track Limits - Turn 15
09.45.17	22 A. CARRASCO	#22 Current Lap Time Cancelled - Exceeded Track Limits - Turn 15
09.45.23	61 C. ONCU	#61 Current Lap Time Cancelled - Exceeded Track Limits - Turn 15
09.45.24	73 J. CRETARO	#73 Lap Time Cancelled [1'44.562] - Exceeded Track Limits - Turn 15
09.45.27	3 R. DE ROSA	#3 Lap Time Cancelled [1'45.108] - Exceeded Track Limits - Turn 15
09.45.27	22 A. CARRASCO	#22 Lap Time Cancelled [1'46.738] - Exceeded Track Limits - Turn 15
09.45.42	16 A. ZACCONE	#16 Current Lap Time Cancelled - Exceeded Track Limits - Turn 15
09.45.44	69 T. BOOTH-AMOS	#69 Current Lap Time Cancelled - Exceeded Track Limits - Turn 15
09.45.46	25 O. KONIG	#25 Current Lap Time Cancelled - Exceeded Track Limits - Turn 15
09.45.47	61 C. ONCU	#61 Lap Time Cancelled [3'56.761] - Exceeded Track Limits - Turn 15
09.45.52	16 A. ZACCONE	#16 Lap Time Cancelled [1'43.943] - Exceeded Track Limits - Turn 15
09.45.56	25 O. KONIG	#25 Lap Time Cancelled [1'44.528] - Exceeded Track Limits - Turn 15
09.46.00	69 T. BOOTH-AMOS	#69 Lap Time Cancelled [1'51.127] - Exceeded Track Limits - Turn 15

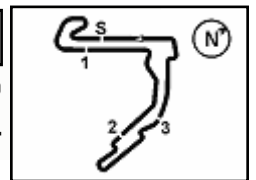
03/05/2026 Start 09:40 End 09:52

The results are provisional until the end of the time limit for protests and appeals and the completion of the technical checks.

Clerk Of The Course: **Kocsik Tamas**
Publication Time: **09:55**

These data/results cannot be reproduced, stored and/or transmitted in whole or in part by any manner of electronic, mechanical, photocopying, recording, broadcasting or otherwise now known or herein after developed without the previous express consent by the copyright owner, except for reproduction in daily press and regular printed publications on sale to the public within 60 days of the event related to those data/results and always provided that copyright symbol appears together as follows below.

© DORNA WSBK ORGANIZATION Srl 2026



Motul Hungarian Round, 1-3 May 2026
Results Warm Up 2

09.46.27			Yellow Flag Out - Turn 11
09.46.29	54 R. ROSSI		#54 Current Lap Time Cancelled - Exceeded Track Limits - Turn 9
09.46.40	88 A. GIOMBINI		#88 Crashed - Turn 11
09.46.40			Yellow Flag Out - Turn 11
09.46.50	19 A. KOFLER		#19 Current Lap Time Cancelled - Exceeded Track Limits - Turn 9
09.46.57	7 F. FARIOLI		#7 Current Lap Time Cancelled - Exceeded Track Limits - Turn 9
09.47.01	69 T. BOOTH-AMOS		#69 Current Lap Time Cancelled - Exceeded Track Limits - Turn 9
09.47.02			Yellow Flag In - Turn 11
09.47.02			Riders Under Yellow Flag at Turn 11: #10 #88 #73 #77 #3 #22 #54 #31 #24 #64 #43 #52 #16 #19 #70 #5 #65 #20 #50
09.47.04	75 A. ARENAS		#75 Current Lap Time Cancelled - Exceeded Track Limits - Turn 9
09.47.39	37 R. GARCIA		#37 Current Lap Time Cancelled - Exceeded Track Limits - Turn 15
09.47.46	7 F. FARIOLI		#7 Lap Time Cancelled [1'48.191] - Exceeded Track Limits - Turn 9
09.47.50	75 A. ARENAS		#75 Lap Time Cancelled [1'44.430] - Exceeded Track Limits - Turn 9
09.47.50	69 T. BOOTH-AMOS		#69 Lap Time Cancelled [1'49.731] - Exceeded Track Limits - Turn 9
09.47.53	37 R. GARCIA		#37 Lap Time Cancelled [1'49.521] - Exceeded Track Limits - Turn 15
09.49.09			Yellow Flag Out - Turn 3
09.49.13			Double Yellow Flag Out - Turn 3
09.49.17	32 O. BAYLISS		#32 Crashed - Turn 3
09.49.18			Yellow Flag Out - Turn 3
09.49.19	20 X. CARDELUS		#20 Current Lap Time Cancelled - Exceeded Track Limits - Turn 15
09.49.24			Yellow Flag Out - Turn 3
09.49.30	20 X. CARDELUS		#20 Lap Time Cancelled [1'45.756] - Exceeded Track Limits - Turn 15
09.49.36			Yellow Flag In - Turn 3
09.49.37			Riders Under Yellow Flag at Turn 3: #73 #77 #3 #22 #31 #54 #64 #24 #6
09.49.39			RED FLAG
09.49.55			SESSION ENDED
09.50.21	32 O. BAYLISS		#32 Medical Centre
09.52.14			End of Session

Fastest Laps Sequence

No.	Rider	Nat	Team	Bike	Local Time	Time	Gap	Avg
53	V. DEBISE	FRA	EASTROC ZXMOTO Evan Bros Factory	ZXMOTO 820RR	09:43'32.581	1'43.403		141,872
53	V. DEBISE	FRA	EASTROC ZXMOTO Evan Bros Factory	ZXMOTO 820RR	09:45'15.512	1'42.931	-0.472	142,523
7	F. FARIOLI	ITA	VFT Racing Yamaha	Yamaha YZF-R9	09:45'58.831	1'42.778	-0.153	142,735
94	L. MAHIAS	FRA	GMT94 Yamaha	Yamaha YZF-R9	09:46'04.368	1'42.754	-0.024	142,768
53	V. DEBISE	FRA	EASTROC ZXMOTO Evan Bros Factory	ZXMOTO 820RR	09:46'58.011	1'42.499	-0.255	143,123

03/05/2026 Start 09:40 End 09:52 The results are provisional until the end of the time limit for protests and appeals and the completion of the technical checks.

Clerk Of The Course: **Kocsik Tamas**
Publication Time: **09:55**

These data/results cannot be reproduced, stored and/or transmitted in whole or in part by any manner of electronic, mechanical, photocopying, recording, broadcasting or otherwise now known or herein after developed without the previous express consent by the copyright owner, except for reproduction in daily press and regular printed publications on sale to the public within 60 days of the event related to those data/results and always provided that copyright symbol appears together as follows below.

© DORNA WSBK ORGANIZATION Srl 2026

Motul Hungarian Round, 1-3 May 2026
Best Sectors & Speed Warm Up 2

BEST LAP				
1	53	V. DEBISE	ZXMOTO 820RR	1'42.499
2	7	F. FARIOLI	Yamaha YZF-R9	1'42.705
3	94	L. MAHIAS	Yamaha YZF-R9	1'42.754
4	75	A. ARENAS	Yamaha YZF-R9	1'42.786
5	5	J. MASIA	Ducati Panigale V2	1'42.796
6	65	P. OETTL	Ducati Panigale V2	1'42.952
7	57	A. MAHENDRA	Yamaha YZF-R9	1'42.976
8	37	R. GARCIA	Yamaha YZF-R9	1'43.068
9	11	M. FERRARI	Ducati Panigale V2	1'43.129
10	16	A. ZACCONE	Ducati Panigale V2	1'43.224
11	43	S. JESPERSEN	Ducati Panigale V2	1'43.239
12	6	C. PEROLARI	Honda CBR600RR	1'43.282
13	70	J. WHATLEY	Ducati Panigale V2	1'43.337
14	50	D. VOSTATEK	Triumph Street Triple 765 RS	1'43.456
15	91	B. JIMENEZ	Ducati Panigale V2	1'43.526
16	69	T. BOOTH-AMOS	Triumph Street Triple 765 RS	1'43.550
17	52	J. ALCOBA	Kawasaki ZX-6R 636	1'43.601
18	64	F. CARICASULO	ZXMOTO 820RR	1'43.740
19	73	J. CRETARO	MV Agusta F3 800 RR	1'43.816
20	40	M. CASADEI	Ducati Panigale V2	1'43.826
21	32	D. BAYLISS	Triumph Street Triple 765 RS	1'43.879
22	77	D. AEGERTER	Kawasaki ZX-6R 636	1'43.891
23	10	L. TACCINI	Ducati Panigale V2	1'43.934
24	3	R. DE ROSA	QJMOTOR SRK 800 RS	1'44.190
25	88	A. GIOMBINI	MV Agusta F3 800 RR	1'44.261
26	20	X. CARDELLUS	Yamaha YZF-R9	1'44.531
27	25	D. KONIG	Triumph Street Triple 765 RS	1'44.628
28	24	M. RAMIREZ	QJMOTOR SRK 800 RS	1'44.784
29	54	R. ROSSI	Ducati Panigale V2	1'44.902
30	22	A. CARRASCO	Honda CBR600RR	1'45.536
31	19	A. KOFLER	Yamaha YZF-R9	1'45.556
32	31	Y. OKAMOTO	Yamaha YZF-R9	1'45.617
33	61	C. ONCU	Yamaha YZF-R9	

SPEED				
1	65	P. OETTL	Ducati Panigale V2	248,3
2	88	A. GIOMBINI	MV Agusta F3 800 RR	247,1
3	77	D. AEGERTER	Kawasaki ZX-6R 636	247,1
4	11	M. FERRARI	Ducati Panigale V2	247,1
5	69	T. BOOTH-AMOS	Triumph Street Triple 765 RS	246,6
6	70	J. WHATLEY	Ducati Panigale V2	246,6
7	52	J. ALCOBA	Kawasaki ZX-6R 636	246,6
8	10	L. TACCINI	Ducati Panigale V2	246,0
9	73	J. CRETARO	MV Agusta F3 800 RR	246,0
10	91	B. JIMENEZ	Ducati Panigale V2	244,9
11	40	M. CASADEI	Ducati Panigale V2	244,3
12	5	J. MASIA	Ducati Panigale V2	244,3
13	64	F. CARICASULO	ZXMOTO 820RR	244,3
14	24	M. RAMIREZ	QJMOTOR SRK 800 RS	244,3
15	75	A. ARENAS	Yamaha YZF-R9	243,8
16	7	F. FARIOLI	Yamaha YZF-R9	243,2
17	16	A. ZACCONE	Ducati Panigale V2	243,2
18	20	X. CARDELLUS	Yamaha YZF-R9	243,2
19	54	R. ROSSI	Ducati Panigale V2	242,7
20	57	A. MAHENDRA	Yamaha YZF-R9	242,7
21	53	V. DEBISE	ZXMOTO 820RR	242,2
22	6	C. PEROLARI	Honda CBR600RR	242,2
23	50	D. VOSTATEK	Triumph Street Triple 765 RS	242,2
24	32	D. BAYLISS	Triumph Street Triple 765 RS	241,6
25	25	D. KONIG	Triumph Street Triple 765 RS	241,6
26	94	L. MAHIAS	Yamaha YZF-R9	241,6
27	61	C. ONCU	Yamaha YZF-R9	241,1
28	3	R. DE ROSA	QJMOTOR SRK 800 RS	241,1
29	37	R. GARCIA	Yamaha YZF-R9	241,1
30	22	A. CARRASCO	Honda CBR600RR	240,5
31	31	Y. OKAMOTO	Yamaha YZF-R9	240,5
32	19	A. KOFLER	Yamaha YZF-R9	238,9
33	43	S. JESPERSEN	Ducati Panigale V2	238,9

SEG. 1	
1	94 L. MAHIAS 30.588
2	5 J. MASIA 30.614
3	53 V. DEBISE 30.714
4	65 P. OETTL 30.720
5	7 F. FARIOLI 30.723
6	11 M. FERRARI 30.744
7	37 R. GARCIA 30.748
8	16 A. ZACCONE 30.785
9	57 A. MAHENDRA 30.837
10	75 A. ARENAS 30.841
11	6 C. PEROLARI 30.856
12	43 S. JESPERSEN 30.863
13	91 B. JIMENEZ 30.871
14	70 J. WHATLEY 30.880
15	50 D. VOSTATEK 30.904
16	10 L. TACCINI 30.933
17	32 D. BAYLISS 30.948
18	52 J. ALCOBA 30.993
19	40 M. CASADEI 31.004
20	88 A. GIOMBINI 31.009
21	73 J. CRETARO 31.024
22	69 T. BOOTH-AMOS 31.028
23	61 C. ONCU 31.031
24	77 D. AEGERTER 31.032
25	20 X. CARDELLUS 31.056
26	64 F. CARICASULO 31.070
27	24 M. RAMIREZ 31.153
28	25 D. KONIG 31.162
29	3 R. DE ROSA 31.174
30	54 R. ROSSI 31.264
31	31 Y. OKAMOTO 31.462
32	22 A. CARRASCO 31.514
33	19 A. KOFLER 31.562

SEG. 2	
1	75 A. ARENAS 23.967
2	53 V. DEBISE 23.974
3	7 F. FARIOLI 24.006
4	5 J. MASIA 24.058
5	37 R. GARCIA 24.111
6	57 A. MAHENDRA 24.145
7	6 C. PEROLARI 24.155
8	11 M. FERRARI 24.178
9	94 L. MAHIAS 24.180
10	43 S. JESPERSEN 24.190
11	65 P. OETTL 24.202
12	16 A. ZACCONE 24.233
13	77 D. AEGERTER 24.240
14	52 J. ALCOBA 24.247
15	50 D. VOSTATEK 24.300
16	69 T. BOOTH-AMOS 24.304
17	70 J. WHATLEY 24.335
18	40 M. CASADEI 24.347
19	20 X. CARDELLUS 24.361
20	3 R. DE ROSA 24.365
21	10 L. TACCINI 24.482
22	64 F. CARICASULO 24.492
23	73 J. CRETARO 24.513
24	24 M. RAMIREZ 24.565
25	91 B. JIMENEZ 24.572
26	88 A. GIOMBINI 24.593
27	22 A. CARRASCO 24.622
28	32 D. BAYLISS 24.628
29	31 Y. OKAMOTO 24.686
30	54 R. ROSSI 24.702
31	25 D. KONIG 24.714
32	19 A. KOFLER 24.959
33	61 C. ONCU 25.442

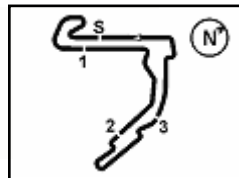
SEG. 3	
1	53 V. DEBISE 28.260
2	94 L. MAHIAS 28.357
3	65 P. OETTL 28.361
4	7 F. FARIOLI 28.378
5	5 J. MASIA 28.414
6	91 B. JIMENEZ 28.444
7	57 A. MAHENDRA 28.459
8	37 R. GARCIA 28.464
9	75 A. ARENAS 28.467
10	70 J. WHATLEY 28.512
11	43 S. JESPERSEN 28.514
12	73 J. CRETARO 28.571
13	69 T. BOOTH-AMOS 28.581
14	10 L. TACCINI 28.582
15	64 F. CARICASULO 28.588
16	32 D. BAYLISS 28.590
17	16 A. ZACCONE 28.591
18	40 M. CASADEI 28.597
19	50 D. VOSTATEK 28.600
20	52 J. ALCOBA 28.623
21	6 C. PEROLARI 28.691
22	3 R. DE ROSA 28.698
23	11 M. FERRARI 28.709
24	25 D. KONIG 28.835
25	20 X. CARDELLUS 28.875
26	77 D. AEGERTER 28.901
27	54 R. ROSSI 28.911
28	24 M. RAMIREZ 28.913
29	88 A. GIOMBINI 28.971
30	31 Y. OKAMOTO 29.105
31	19 A. KOFLER 29.137
32	22 A. CARRASCO 29.249
33	61 C. ONCU 32.123

SEG. 4	
1	37 R. GARCIA 19.370
2	53 V. DEBISE 19.449
3	11 M. FERRARI 19.451
4	69 T. BOOTH-AMOS 19.453
5	75 A. ARENAS 19.455
6	57 A. MAHENDRA 19.458
7	50 D. VOSTATEK 19.492
8	32 D. BAYLISS 19.507
9	65 P. OETTL 19.512
10	7 F. FARIOLI 19.516
11	5 J. MASIA 19.519
12	6 C. PEROLARI 19.522
13	43 S. JESPERSEN 19.544
14	94 L. MAHIAS 19.559
15	91 B. JIMENEZ 19.577
16	64 F. CARICASULO 19.590
17	16 A. ZACCONE 19.593
18	40 M. CASADEI 19.601
19	70 J. WHATLEY 19.610
20	10 L. TACCINI 19.622
21	52 J. ALCOBA 19.646
22	73 J. CRETARO 19.665
23	88 A. GIOMBINI 19.688
24	25 D. KONIG 19.698
25	77 D. AEGERTER 19.703
26	3 R. DE ROSA 19.779
27	20 X. CARDELLUS 19.793
28	19 A. KOFLER 19.844
29	54 R. ROSSI 19.896
30	24 M. RAMIREZ 19.896
31	22 A. CARRASCO 19.984
32	31 Y. OKAMOTO 20.110

03/05/2026

These data/results cannot be reproduced, stored and/or transmitted in whole or in part by any manner of electronic, mechanical, photocopying, recording, broadcasting or otherwise now known or herein after developed without the previous express consent by the copyright owner, except for reproduction in daily press and regular printed publications on sale to the public within 60 days of the event related to those data/results and always provided that copyright symbol appears together as follows below.

© DORNA WSBK ORGANIZATION Srl 2026



Balaton Park Circuit 4.075 m

Motul Hungarian Round, 1-3 May 2026
Ideal Times Warm Up 2

No.	Rider	Nat	Bike	Seg. 1	Seg. 2	Seg. 3	Seg. 4	Ideal Time			
				Diff. 1	Diff. 2	Diff. 3	Diff. 4	Best Lap	Pos.	Diff.	
1	53 V. DEBISE	FRA	ZXMOTO 820RR	30.714	23.974 +0.020	28.260	19.449 +0.082	1'42.397	1'42.499	1	0.102
2	5 J. MASIA	ESP	Ducati Panigale V2	30.614	24.058 +0.191	28.414	19.519	1'42.605	1'42.796	5	0.191
3	7 F. FARIOLI	ITA	Yamaha YZF-R9	30.723	24.006	28.378 +0.082	19.516	1'42.623	1'42.705	2	0.082
4	94 L. MAHIAS	FRA	Yamaha YZF-R9	30.588	24.180 +0.051	28.357	19.559 +0.019	1'42.684	1'42.754	3	0.070
5	37 R. GARCIA	ESP	Yamaha YZF-R9	30.748	24.111	28.464	19.370 +0.375	1'42.693	1'43.068	8	0.375
6	75 A. ARENAS	ESP	Yamaha YZF-R9	30.841	23.967 +0.056	28.467	19.455	1'42.730	1'42.786	4	0.056
7	65 P. OETTL	GER	Ducati Panigale V2	30.720 +0.047	24.202	28.361 +0.110	19.512	1'42.795	1'42.952	6	0.157
8	57 A. MAHENDRA	INA	Yamaha YZF-R9	30.837 +0.001	24.145 +0.071	28.459	19.458 +0.005	1'42.899	1'42.976	7	0.077
9	11 M. FERRARI	ITA	Ducati Panigale V2	30.744	24.178 +0.045	28.709 +0.002	19.451	1'43.082	1'43.129	9	0.047
10	43 S. JESPERSEN	DEN	Ducati Panigale V2	30.863 +0.128	24.190	28.514	19.544	1'43.111	1'43.239	11	0.128
11	16 A. ZACCONI	ITA	Ducati Panigale V2	30.785	24.233 +0.022	28.591	19.593	1'43.202	1'43.224	10	0.022
12	6 C. PEROLARI	FRA	Honda CBR600RR	30.856 +0.048	24.155 +0.010	28.691	19.522	1'43.224	1'43.282	12	0.058
13	50 D. VOSTATEK	CZE	Triumph Street Triple 765 RS	30.904	24.300 +0.160	28.600	19.492	1'43.296	1'43.456	14	0.160
14	70 J. WHATLEY	GBR	Ducati Panigale V2	30.880	24.335	28.512	19.610	1'43.337	1'43.337	13	
15	69 T. BOOTH-AMOS	GBR	Triumph Street Triple 765 RS	31.028 +0.138	24.304 +0.046	28.581	19.453	1'43.366	1'43.550	16	0.184
16	91 B. JIMENEZ	ESP	Ducati Panigale V2	30.871 +0.013	24.572 +0.049	28.444	19.577	1'43.464	1'43.526	15	0.062
17	52 J. ALCOBA	ESP	Kawasaki ZX-6R 636	30.993	24.247	28.623	19.646 +0.092	1'43.509	1'43.601	17	0.092
18	40 M. CASADEI	ITA	Ducati Panigale V2	31.004 +0.094	24.347	28.597	19.601 +0.183	1'43.549	1'43.826	20	0.277
19	10 L. TACCINI	ITA	Ducati Panigale V2	30.933 +0.315	24.482	28.582	19.622	1'43.619	1'43.934	23	0.315
20	32 D. BAYLISS	AUS	Triumph Street Triple 765 RS	30.948	24.628 +0.039	28.590 +0.167	19.507	1'43.673	1'43.879	21	0.206
21	64 F. CARICASULO	ITA	ZXMOTO 820RR	31.070	24.492	28.588	19.590	1'43.740	1'43.740	18	
22	73 J. CRETARO	ITA	MV Agusta F3 800 RR	31.024 +0.043	24.513	28.571	19.665	1'43.773	1'43.816	19	0.043
23	77 D. AEGERTER	SUI	Kawasaki ZX-6R 636	31.032 +0.015	24.240	28.901	19.703	1'43.876	1'43.891	22	0.015
24	3 R. DE ROSA	ITA	QJMOTOR SRK 800 RS	31.174 +0.047	24.365 +0.127	28.698	19.779	1'44.016	1'44.190	24	0.174
25	20 X. CARDELLUS	AND	Yamaha YZF-R9	31.056 +0.076	24.361 +0.370	28.875	19.793	1'44.085	1'44.531	26	0.446
26	88 A. GIOMBINI	ITA	MV Agusta F3 800 RR	31.009	24.593	28.971	19.688	1'44.261	1'44.261	25	
27	25 D. KONIG	CZE	Triumph Street Triple 765 RS	31.162 +0.057	24.714 +0.162	28.835	19.698	1'44.409	1'44.628	27	0.219
28	24 M. RAMIREZ	ESP	QJMOTOR SRK 800 RS	31.153 +0.055	24.565 +0.202	28.913	19.896	1'44.527	1'44.784	28	0.257
29	54 R. ROSSI	ITA	Ducati Panigale V2	31.264	24.702 +0.035	28.911 +0.094	19.896	1'44.773	1'44.902	29	0.129
30	31 Y. OKAMOTO	JPN	Yamaha YZF-R9	31.462	24.686 +0.026	29.105 +0.228	20.110	1'45.363	1'45.617	32	0.254
31	22 A. CARRASCO	ESP	Honda CBR600RR	31.514 +0.116	24.622 +0.051	29.249	19.984	1'45.369	1'45.536	30	0.167
32	19 A. KOFLER	AUT	Yamaha YZF-R9	31.562	24.959 +0.054	29.137	19.844	1'45.502	1'45.556	31	0.054
	61 C. ONCU	TUR	Yamaha YZF-R9								
Overall Ideal Time				30.588	23.967	28.260	19.370	1'42.185			

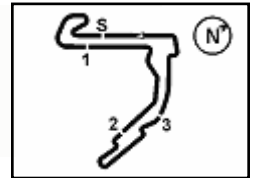
03/05/2026

These data/results cannot be reproduced, stored and/or transmitted in whole or in part by any manner of electronic, mechanical, photocopying, recording, broadcasting or otherwise now known or herein after developed without the previous express consent by the copyright owner, except for reproduction in daily press and regular printed publications on sale to the public within 60 days of the event related to those data/results and always provided that copyright symbol appears together as follows below.

© DORNA WSBK ORGANIZATION Srl 2026

FICR PERUGIA TIMING





Motul Hungarian Round, 1-3 May 2026
Chronological Analysis Warm Up 2

1° 53 V. DEBISE [1'42.499]							
Lap	Seg1	Seg2	Seg3	Seg4	Lap Time	km/h	Local Time
		25.498	32.108	19.801	C		9:41'49.178
1	30.967	24.138	28.683	19.615	1'43.403	242,2	9:43'32.581
2	30.739	24.126	28.520	19.546	1'42.931	241,6	9:45'15.512
3	30.714	23.994	28.260	19.531	1'42.499	242,2	9:46'58.011
4	31.094	24.011	28.312	19.449	1'42.866	241,6	9:48'40.877
5	30.834	23.974	31.821	34.467	2'01.096CP	241,6	9:50'41.973

2° 7 F. FARIOLI [1'42.705]							
Lap	Seg1	Seg2	Seg3	Seg4	Lap Time	km/h	Local Time
		24.482	28.877	19.666			9:42'24.727
1	30.857	25.214	33.568	21.687	1'51.326C	240,0	9:44'16.053
2	30.753	24.104	28.378	19.543	1'42.778	240,5	9:45'58.831
3	30.857	24.355	31.742	21.237	1'48.191C	243,2	9:47'47.022
4	30.723	24.006	28.460	19.516	1'42.705	241,6	9:49'29.727
5	37.058	27.976	31.586	36.318	2'12.938CP	241,6	9:51'42.665

3° 94 L. MAHIAS [1'42.754]							
Lap	Seg1	Seg2	Seg3	Seg4	Lap Time	km/h	Local Time
		25.049	27.916	19.877	C		9:42'36.554
1	31.037	25.446	28.916	19.661	1'45.060C	238,4	9:44'21.614
2	30.588	24.231	28.357	19.578	1'42.754	240,0	9:46'04.368
3	30.878	24.287	29.816	20.296	1'45.277	240,5	9:47'49.645
4	30.817	24.180	28.483	19.559	1'43.039	239,5	9:49'32.684
5	37.365	27.446	30.646	35.573	2'11.030CP	241,6	9:51'43.714

4° 75 A. ARENAS [1'42.786]							
Lap	Seg1	Seg2	Seg3	Seg4	Lap Time	km/h	Local Time
		25.555	28.288	18.661	C		9:42'38.913
1	31.363	24.828	28.461	19.676	1'44.328C	238,9	9:44'23.241
2	30.841	24.023	28.467	19.455	1'42.786	243,2	9:46'06.027
3	30.853	23.967	28.705	20.905	1'44.430C	243,8	9:47'50.457
4	31.174	24.080	28.572	19.599	1'43.425	241,1	9:49'33.882
5	51.100	34.378	28.962	37.871	2'32.311CP	240,5	9:52'06.193

5° 5 J. MASIA [1'42.796]							
Lap	Seg1	Seg2	Seg3	Seg4	Lap Time	km/h	Local Time
		25.396	35.215	19.985			9:42'26.859
1	30.972	24.521	28.715	19.867	1'44.075C	242,7	9:44'10.934
2	30.667	24.246	28.557	19.917	1'43.387	244,3	9:45'54.321
3	30.750	24.058	34.729	21.966	1'51.503C	243,2	9:47'45.824
4	30.614	24.249	28.414	19.519	1'42.796	244,3	9:49'28.620
5	37.144	28.248	32.127	35.971	2'13.490CP	243,2	9:51'42.110

6° 65 P. OETTL [1'42.952]							
Lap	Seg1	Seg2	Seg3	Seg4	Lap Time	km/h	Local Time
		24.349	33.857	19.665			9:42'27.726
1	31.049	24.436	28.608	19.602	1'43.695C	245,5	9:44'11.421
2	30.797	24.215	28.361	19.709	1'43.082	248,3	9:45'54.503
3	30.720	24.226	30.443	19.676	1'45.065C	248,3	9:47'39.568
4	30.767	24.202	28.471	19.512	1'42.952	242,2	9:49'22.520
5	35.442	28.618	30.653	37.444	2'12.157CP	242,2	9:51'34.677

7° 57 A. MAHENDRA [1'42.976]							
Lap	Seg1	Seg2	Seg3	Seg4	Lap Time	km/h	Local Time
		25.275	28.265	19.680	C		9:42'37.546
1	31.611	24.833	29.086	19.620	1'45.150C	240,5	9:44'22.692
2	30.838	24.216	28.459	19.463	1'42.976	242,2	9:46'05.676
3	30.837	24.145	29.424	21.085	1'45.491	241,1	9:47'51.163
4	31.200	24.294	28.592	19.458	1'43.544	242,2	9:49'34.707
5	44.152	34.791	30.972	35.064	2'24.979CP	242,7	9:51'59.686

8° 37 R. GARCIA [1'43.068]							
Lap	Seg1	Seg2	Seg3	Seg4	Lap Time	km/h	Local Time
		25.022	27.764	19.481	C		9:42'35.841
1	31.051	25.848	28.796	19.626	1'45.321C	237,9	9:44'21.162
2	30.748	24.111	28.464	19.745	1'43.068	241,1	9:46'04.230
3	30.899	24.174	29.900	24.548	1'49.521C	238,4	9:47'53.751
4	31.096	24.226	28.590	19.370	1'43.282	239,5	9:49'37.033
5	37.094	26.212	29.552	33.990	2'06.848CP	225,0	9:51'43.881

9° 11 M. FERRARI [1'43.129]							
Lap	Seg1	Seg2	Seg3	Seg4	Lap Time	km/h	Local Time
		24.495	35.725	19.952	C		9:42'29.346
1	31.566	25.366	28.931	19.645	1'45.508C	243,8	9:44'14.854
2	30.947	24.326	28.709	19.608	1'43.590	246,0	9:45'58.444
3	30.769	24.178	30.706	20.547	1'46.200	245,5	9:47'44.644
4	30.744	24.223	28.711	19.451	1'43.129	246,0	9:49'27.773
5	37.008	25.633	29.499	35.278	2'07.418CP	247,1	9:51'35.191

10° 16 A. ZACCONE [1'43.224]							
Lap	Seg1	Seg2	Seg3	Seg4	Lap Time	km/h	Local Time
		26.380	31.679	20.084			9:42'22.802
1	31.944	24.944	29.091	19.846	1'45.825C	239,5	9:44'08.627
2	30.837	24.436	28.981	19.689	1'43.943C	243,2	9:45'52.570
3	30.832	24.233	32.602	20.168	1'47.835C	240,5	9:47'40.405
4	30.785	24.255	28.591	19.593	1'43.224	241,6	9:49'23.629
5	35.148	28.847	30.496	37.151	2'11.642CP	240,5	9:51'35.271

11° 43 S. JESPERSEN [1'43.239]							
Lap	Seg1	Seg2	Seg3	Seg4	Lap Time	km/h	Local Time
		26.597	30.441	20.028			9:42'19.936
1	31.906	25.564	29.058	20.421	1'46.949C	236,8	9:44'06.885
2	30.950	24.374	28.627	19.636	1'43.587	238,9	9:45'50.472
3	30.863	24.276	35.181	20.087	1'50.407C	237,9	9:47'40.879
4	30.991	24.190	28.514	19.544	1'43.239	238,4	9:49'24.118
5	34.637	27.004	30.512	34.737	2'06.890CP	238,9	9:51'31.008

12° 6 C. PEROLARI [1'43.282]							
Lap	Seg1	Seg2	Seg3	Seg4	Lap Time	km/h	Local Time
		25.815	30.693	19.967			9:41'49.128
1	31.210	24.304	28.722	19.564	1'43.800	236,8	9:43'32.928
2	30.904	24.165	28.691	19.522	1'43.282	242,2	9:45'16.210
3	30.856	24.155	36.350	22.765	1'54.126	241,1	9:47'10.336
4	38.388	30.826	29.547	19.748	1'58.509	240,0	9:49'08.845
5	32.733	30.560	34.247	40.484	2'18.024CP	240,0	9:51'26.869

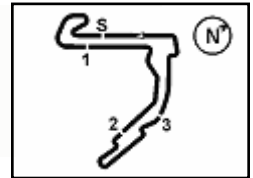
13° 70 J. WHATLEY [1'43.337]							
Lap	Seg1	Seg2	Seg3	Seg4	Lap Time	km/h	Local Time
		25.358	30.736	20.091			9:42'22.946
1	31.274	24.905	28.874	20.038	1'45.091C	244,3	9:44'08.037
2	31.196	24.500	29.319	19.998	1'45.013	243,8	9:45'53.050
3	31.018	24.476	32.405	20.463	1'48.362C	242,2	9:47'41.412
4	30.880	24.335	28.512	19.610	1'43.337	246,6	9:49'24.749
5	34.393	27.693	30.667	35.522	2'08.275CP	243,8	9:51'33.024

14° 50 D. VOSTATEK [1'43.456]							
Lap	Seg1	Seg2	Seg3	Seg4	Lap Time	km/h	Local Time
		24.991	29.888	20.313			9:42'23.649
1	31.308	25.385	31.450	20.431	1'48.574C	238,9	9:44'12.223
2	31.087	24.516	28.718	19.743	1'44.064	242,2	9:45'56.287
3	31.037	24.300	30.231	20.212	1'45.780C	242,2	9:47'42.067
4	30.904	24.460	28.600	19.492	1'43.456	242,2	9:49'25.523

03/05/2026 P = Pits In/Out - C = Lap Time Cancelled

These data/results cannot be reproduced, stored and/or transmitted in whole or in part by any manner of electronic, mechanical, photocopying, recording, broadcasting or otherwise now known or herein after developed without the previous express consent by the copyright owner, except for reproduction in daily press and regular printed publications on sale to the public within 60 days of the event related to those data/results and always provided that copyright symbol appears together as follows below.

© DORNA WSBK ORGANIZATION Srl 2026



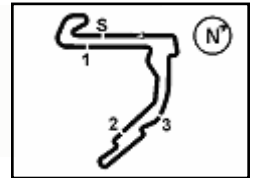
Motul Hungarian Round, 1-3 May 2026
Chronological Analysis Warm Up 2

5	33.393	26.312	29.471	34.252	2'03.428CP	238,9	9:51'28.951	4	31.067	24.628	28.590	19.624	1'43.909	240,5	9:48'49.774
5								5						240,0	
15° 91 B. JIMENEZ [1'43.526]								22° 77 D. AEGERTER [1'43.891]							
Lap	Seg1	Seg2	Seg3	Seg4	Lap Time	km/h	Local Time	Lap	Seg1	Seg2	Seg3	Seg4	Lap Time	km/h	Local Time
		25.459	32.658	20.043			9:41'52.176			25.139	29.724	19.927			9:41'58.128
1	31.526	26.006	27.654	19.689	1'44.875C	244,9	9:43'37.051	1	31.132	24.725	29.142	19.777	1'44.776C	243,8	9:43'42.904
2	30.952	24.881	28.573	19.712	1'44.118	241,6	9:45'21.169	2	31.125	24.254	28.990	19.972	1'44.341	244,3	9:45'27.245
3	30.871	24.572	28.638	19.650	1'43.731	242,7	9:47'04.900	3	31.032	24.390	29.169	19.812	1'44.403C	247,1	9:47'11.648
4	30.884	24.621	28.444	19.577	1'43.526	243,2	9:48'48.426	4	31.047	24.240	28.901	19.703	1'43.891	242,7	9:48'55.539
5	31.165	25.099	33.799	35.555	2'05.618CP	242,2	9:50'54.044	5	31.255	24.989	30.019	35.488	2'01.751CP	242,2	9:50'57.290
16° 69 T. BOOTH-AMOS [1'43.550]								23° 10 L. TACCINI [1'43.934]							
Lap	Seg1	Seg2	Seg3	Seg4	Lap Time	km/h	Local Time	Lap	Seg1	Seg2	Seg3	Seg4	Lap Time	km/h	Local Time
		25.390	30.533	19.855			9:42'22.312			25.617	31.269	20.675	C		9:41'50.670
1	32.281	24.857	29.922	20.342	1'47.402C	237,9	9:44'09.714	1	31.075	28.890	29.201	19.772	1'48.938C	246,0	9:43'39.608
2	31.028	24.304	29.301	26.494	1'51.127C	246,6	9:46'00.841	2	30.953	24.613	28.720	19.715	1'44.001	245,5	9:45'23.609
3	32.495	24.403	32.224	20.609	1'49.731C	241,6	9:47'50.572	3	30.933	24.500	28.754	19.394	1'43.581C	246,0	9:47'07.190
4	31.166	24.350	28.581	19.453	1'43.550	245,5	9:49'34.122	4	31.248	24.482	28.582	19.622	1'43.934	244,3	9:48'51.124
5	37.755	28.554	30.628	38.713	2'15.650CP	246,0	9:51'49.772	5	31.270	25.674	30.900	34.046	2'01.890CP	243,8	9:50'53.014
17° 52 J. ALCOBA [1'43.601]								24° 3 R. DE ROSA [1'44.190]							
Lap	Seg1	Seg2	Seg3	Seg4	Lap Time	km/h	Local Time	Lap	Seg1	Seg2	Seg3	Seg4	Lap Time	km/h	Local Time
		25.092	29.681	20.112			9:42'22.217			26.147	29.629	20.487	C		9:41'57.112
1	31.811	24.921	28.807	19.686	1'45.225C	236,8	9:44'07.442	1	31.434	24.705	29.070	19.675	1'44.884C	240,5	9:43'41.996
2	30.993	24.247	28.623	19.738	1'43.601	242,2	9:45'51.043	2	31.174	24.652	29.201	20.081	1'45.108C	241,1	9:45'27.104
3	31.669	24.367	33.132	22.841	1'52.009C	242,7	9:47'43.052	3	31.411	24.365	29.636	20.208	1'45.620C	240,0	9:47'12.724
4	31.141	24.406	28.845	19.646	1'44.038	244,9	9:49'27.090	4	31.221	24.492	28.698	19.779	1'44.190	239,5	9:48'56.914
5	34.333	26.458	30.407	35.972	2'07.170CP	246,6	9:51'34.260	5	31.080	27.795	34.456	39.581	2'12.912CP	241,1	9:51'09.826
18° 64 F. CARICASULO [1'43.740]								25° 88 A. GIOMBINI [1'44.261]							
Lap	Seg1	Seg2	Seg3	Seg4	Lap Time	km/h	Local Time	Lap	Seg1	Seg2	Seg3	Seg4	Lap Time	km/h	Local Time
		25.735	33.573	21.516	C		9:41'53.371			25.580	30.736	21.312	C		9:41'51.794
1	31.439	25.719	28.343	19.588	1'45.089C	242,7	9:43'38.460	1	31.393	25.538	29.135	19.545	1'45.611C	243,2	9:43'37.405
2	31.070	24.492	28.588	19.590	1'43.740	243,2	9:45'22.200	2	31.009	24.593	28.971	19.688	1'44.261	247,1	9:45'21.666
3	31.748	34.515	33.492	19.744	1'59.499C	244,3	9:47'21.699	3	31.073	24.636				242,7	
4	31.447	24.506	28.636	19.631	1'44.220	241,6	9:49'05.919								
5	31.246	28.649	30.139	37.743	2'07.777CP	241,1	9:51'13.696								
19° 73 J. CRETARD [1'43.816]								26° 20 X. CARDELUS [1'44.531]							
Lap	Seg1	Seg2	Seg3	Seg4	Lap Time	km/h	Local Time	Lap	Seg1	Seg2	Seg3	Seg4	Lap Time	km/h	Local Time
		25.361	29.871	20.840			9:41'53.356			24.638	29.915	20.010	C		9:42'24.942
1	31.770	25.827	29.214	19.744	1'46.555C	243,2	9:43'39.911	1	32.228	24.610	29.020	20.250	1'46.108C	241,1	9:44'11.050
2	31.151	24.565	29.101	19.745	1'44.562C	246,0	9:45'24.473	2	31.132	24.731	28.875	19.793	1'44.531	243,2	9:45'55.581
3	31.024	24.608	28.670	19.788	1'44.090C	244,3	9:47'08.563	3	31.238	24.361	31.067	22.827	1'49.493C	240,5	9:47'45.074
4	31.067	24.513	28.571	19.665	1'43.816	242,7	9:48'52.379	4	31.056	24.678	29.094	20.928	1'45.756C	241,6	9:49'30.830
5	31.584	24.894	30.401	34.668	2'01.547CP	242,7	9:50'53.926	5	35.364	25.992	30.623	35.245	2'07.224CP	238,9	9:51'38.054
20° 40 M. CASADEI [1'43.826]								27° 25 O. KONIG [1'44.628]							
Lap	Seg1	Seg2	Seg3	Seg4	Lap Time	km/h	Local Time	Lap	Seg1	Seg2	Seg3	Seg4	Lap Time	km/h	Local Time
		25.985	31.486	20.124	C		9:41'51.905			25.447	29.835	20.100			9:42'27.288
1	31.664	25.545	27.824	19.648	1'44.681C	244,3	9:43'36.586	1	31.464	24.996	28.978	19.791	1'45.229C	237,9	9:44'12.517
2	31.147	24.500	28.709	19.601	1'43.957	240,5	9:45'20.543	2	31.230	24.714	28.939	19.645	1'44.528C	241,1	9:45'57.045
3	31.004	24.549	28.670	19.727	1'43.950	239,5	9:47'04.493	3	31.162	24.757	29.400	20.417	1'45.736	241,1	9:47'42.781
4	31.098	24.347	28.597	19.784	1'43.826	238,4	9:48'48.319	4	31.219	24.876	28.835	19.698	1'44.628	238,9	9:49'27.409
5	31.081	24.897	35.052	36.856	2'07.886CP	238,4	9:50'56.205	5	35.091	27.316	29.821	36.400	2'08.628CP	241,6	9:51'36.037
21° 32 O. BAYLISS [1'43.879]								28° 24 M. RAMIREZ [1'44.784]							
Lap	Seg1	Seg2	Seg3	Seg4	Lap Time	km/h	Local Time	Lap	Seg1	Seg2	Seg3	Seg4	Lap Time	km/h	Local Time
		25.725	32.020	20.057			9:41'50.773			26.337	29.674	20.381	C		9:42'03.527
1	31.228	25.700	27.671	19.357	1'43.956C	241,6	9:43'34.729	1	31.611	25.299	29.014	19.841	1'45.765C	240,5	9:43'49.292
2	30.948	24.667	28.757	19.507	1'43.879	241,6	9:45'18.608	2	31.208	24.767	28.913	19.896	1'44.784	242,7	9:45'34.076
3	31.589	24.786	31.209	19.673	1'47.257	240,5	9:47'05.865	3	31.153	24.565	28.902	19.746	1'44.366C	242,2	9:47'18.442
								4	31.666	25.347	29.894	21.304	1'48.211	242,2	9:49'06.653

03/05/2026 P = Pits In/Out - C = Lap Time Cancelled

These data/results cannot be reproduced, stored and/or transmitted in whole or in part by any manner of electronic, mechanical, photocopying, recording, broadcasting or otherwise now known or herein after developed without the previous express consent by the copyright owner, except for reproduction in daily press and regular printed publications on sale to the public within 60 days of the event related to those data/results and always provided that copyright symbol appears together as follows below.

© DORNA WSBK ORGANIZATION Srl 2026



Motul Hungarian Round, 1-3 May 2026
Chronological Analysis Warm Up 2

5 31.087 42.681 34.282 38.883 2'26.933CP **244,3** 9:51'33.586

29° 54 R. ROSSI [1'44.902]							
Lap	Seg.1	Seg.2	Seg.3	Seg.4	Lap Time	km/h	Local Time
		26.498	28.821	18.835	C		9:41'55.184
1	31.856	25.529	31.138	19.945	1'48.468C	240,5	9:43'43.652
2	31.264	24.737	29.005	19.896	1'44.902	242,2	9:45'28.554
3	32.027	25.331	30.047	23.033	1'50.438C	242,7	9:47'18.992
4	31.369	24.702	28.911	19.939	1'44.921	241,1	9:49'03.913
5	31.537	31.437	33.746	39.805	2'16.525CP	238,4	9:51'20.438

30° 22 A. CARRASCO [1'45.536]							
Lap	Seg.1	Seg.2	Seg.3	Seg.4	Lap Time	km/h	Local Time
		25.970	31.584	20.772			9:41'53.691
1	31.769	26.038	29.607	20.008	1'47.422C	240,5	9:43'41.113
2	31.695	24.776	29.320	20.947	1'46.738C	240,5	9:45'27.851
3	31.514	24.622	29.852	19.543	1'45.531C	240,0	9:47'13.382
4	31.630	24.673	29.249	19.984	1'45.536	238,9	9:48'58.918
5	32.930	28.144	32.639	38.196	2'11.909CP	238,9	9:51'10.827

31° 19 A. KOFLER [1'45.556]							
Lap	Seg.1	Seg.2	Seg.3	Seg.4	Lap Time	km/h	Local Time
		26.485	35.431	20.801			9:42'08.678
1	32.104	26.217	33.630	20.281	1'52.232C	235,3	9:44'00.910
2	31.663	24.959	29.470	19.961	1'46.053	236,8	9:45'46.963
3	33.388	26.159	33.886	20.891	1'54.324C	236,3	9:47'41.287
4	31.562	25.013	29.137	19.844	1'45.556	238,9	9:49'26.843
5	34.983	26.412	32.626	35.635	2'09.656CP	237,9	9:51'36.499

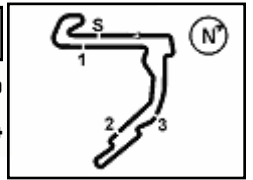
32° 31 Y. OKAMOTO [1'45.617]							
Lap	Seg.1	Seg.2	Seg.3	Seg.4	Lap Time	km/h	Local Time
		26.454	31.044	20.381			9:41'51.457
1	32.614	25.875	32.536	21.710	1'52.735C	237,9	9:43'44.192
2	31.462	24.712	29.333	20.110	1'45.617	240,5	9:45'29.809
3	31.748	24.686	29.356	20.074	1'45.864C	240,0	9:47'15.673
4	31.717	24.723	29.105	20.176	1'45.721	237,9	9:49'01.394
5	32.456	28.451	33.252	38.419	2'12.578CP	237,9	9:51'13.972

33° 61 C. ONCU							
Lap	Seg.1	Seg.2	Seg.3	Seg.4	Lap Time	km/h	Local Time
		25.442	32.123	20.260	C		9:41'50.342
1	31.031				3'56.761CP	241,1	9:45'47.103

03/05/2026 P = Pits In/Out - C = Lap Time Cancelled

These data/results cannot be reproduced, stored and/or transmitted in whole or in part by any manner of electronic, mechanical, photocopying, recording, broadcasting or otherwise now known or herein after developed without the previous express consent by the copyright owner, except for reproduction in daily press and regular printed publications on sale to the public within 60 days of the event related to those data/results and always provided that copyright symbol appears together as follows below.

© DORNA WSBK ORGANIZATION Srl 2026



Motul Hungarian Round, 1-3 May 2026
Best Laps & Speeds

Balaton Park Circuit 4.075 m

1 / 2

No.	Rider Bike	Nat	Best Lap		FP		SP		WUP1		RC1		WUP2				
			LL	SPD	LL	SPD	LL	SPD	LL	SPD	LL	SPD	LL	SPD			
1	75 A. ARENAS Yamaha YZF-R9	ESP	1'42.050 61 243,8		1'43.618 17 241,1		1'42.050 16 242,2		1'43.352 5 241,6		1'42.737 18 242,7		1'42.786 5 243,8				
2	61 C. ONCU Yamaha YZF-R9	TUR	1'42.255 58 242,2		1'43.173 17 242,2		1'42.255 17 241,1		1'42.960 5 238,4		1'42.841 18 240,5		1 241,1				
3	11 M. FERRARI Ducati Panigale V2	ITA	1'42.354 61 248,3		1'43.021 16 244,9		1'42.354 17 248,3		1'43.137 5 243,8		1'42.880 18 245,5		1'43.129 5 247,1				
4	43 S. JESPERSEN Ducati Panigale V2	DEN	1'42.359 58 244,3		1'43.353 17 244,3		1'42.359 16 240,0		1'47.498 2 240,0		1'43.130 18 244,3		1'43.239 5 238,9				
5	37 R. GARCIA Yamaha YZF-R9	ESP	1'42.474 56 245,5		1'43.443 16 241,6		1'42.601 15 245,5		1'42.474 5 240,5		1'42.873 15 242,2		1'43.068 5 241,1				
6	7 F. FARIOLI Yamaha YZF-R9	ITA	1'42.557 44 243,2		1'43.311 16 238,9		1'42.557 15 240,0		1'43.286 5 241,1		1'44.610 3 240,0		1'42.705 5 243,2				
7	53 V. DEBISE ZKMOTO B20RR	FRA	1'42.499 59 244,9		1'43.760 16 243,8		1'42.568 15 242,7		1'42.849 5 241,6		1'42.850 18 244,9		1'42.499 5 242,2				
8	52 J. ALCOBA Kawasaki ZX-6R 636	ESP	1'42.623 60 247,7		1'43.327 17 245,5		1'42.623 15 247,7		1'43.681 5 243,2		1'42.765 18 246,6		1'43.601 5 246,6				
9	64 F. CARICASULO ZKMOTO B20RR	ITA	1'42.713 56 246,0		1'44.478 14 241,1		1'42.713 14 242,7		1'43.720 5 246,0		1'44.025 18 245,5		1'43.740 5 244,3				
10	65 P. OETTL Ducati Panigale V2	GER	1'42.754 60 248,8		1'43.839 16 243,2		1'42.754 16 245,5		1'42.903 5 248,8		1'42.999 18 244,9		1'42.952 5 248,3				
11	16 A. ZACCONE Ducati Panigale V2	ITA	1'42.757 50 243,2		1'43.345 16 242,2		1'42.757 16 243,2		1'43.114 5 242,2		1'43.352 8 242,7		1'43.224 5 243,2				
12	70 J. WHATLEY Ducati Panigale V2	GBR	1'42.766 65 246,6		1'43.621 19 241,1		1'42.766 18 243,2		1'43.191 5 242,7		1'43.941 18 244,3		1'43.337 5 246,6				
13	32 D. BAYLISS Triumph Street Triple 765 RS	AUS	1'42.905 55 243,8		1'44.107 17 241,1		1'43.035 12 243,8		1'42.905 5 242,2		1'42.970 17 240,5		1'43.879 4 241,6				
14	5 J. MASIA Ducati Panigale V2	ESP	1'42.796 26 244,3		1'42.965 15 241,1		1'43.790 1 241,6		1'43.003 5 243,8		158,4		1'42.796 5 244,3				
15	69 T. BOOTH-AMOS Triumph Street Triple 765 RS	GBR	1'42.985 59 247,7		1'44.316 16 242,7		1'43.776 15 243,8		1'43.612 5 247,7		1'42.985 18 244,9		1'43.550 5 246,6				
16	94 L. MAHIAS Yamaha YZF-R9	FRA	1'42.754 56 241,6		1'43.960 15 237,9		1'43.106 13 239,5		1'43.017 5 240,0		1'43.085 18 241,6		1'42.754 5 241,6				
17	57 A. MAHENDRA Yamaha YZF-R9	INA	1'42.976 54 242,7		1'44.052 14 241,1		1'43.055 12 238,4		1'43.674 5 240,5		1'43.242 18 242,2		1'42.976 5 242,7				
18	40 M. CASADEI Ducati Panigale V2	ITA	1'43.138 51 244,3		1'44.309 12 240,0		1'43.138 11 241,1		1'43.606 5 243,2		1'43.285 18 243,2		1'43.826 5 244,3				
19	50 D. VOSTATEK Triumph Street Triple 765 RS	CZE	1'43.157 61 243,8		1'44.058 16 241,6		1'43.157 17 243,8		1'43.477 5 241,1		1'43.750 18 242,7		1'43.456 5 242,2				
20	6 C. PEROLARI Honda CBR600RR	FRA	1'43.282 57 242,2		1'44.440 13 240,5		1'43.287 16 241,1		1'43.753 5 241,1		1'44.144 18 240,0		1'43.282 5 242,2				
21	3 R. DE ROSA QJMOTOR SRK 800 RS	ITA	1'43.337 60 247,1		1'44.304 15 240,5		1'43.337 17 241,6		1'44.269 5 247,1		1'43.706 18 243,2		1'44.190 5 241,1				
22	77 D. AEGERTER Kawasaki ZX-6R 636	SUI	1'43.337 62 247,1		1'45.705 17 242,2		1'43.337 17 244,9		1'44.491 5 242,2		1'44.033 18 244,3		1'43.891 5 247,1				
23	91 B. JIMENEZ Ducati Panigale V2	ESP	1'43.498 61 246,6		1'45.193 17 244,9		1'43.552 16 246,6		1'43.498 5 242,7		1'43.922 18 245,5		1'43.526 5 244,9				
24	10 L. TACCINI Ducati Panigale V2	ITA	1'43.578 56 248,3		1'44.716 14 244,9		1'43.578 14 246,0		1'44.106 5 247,7		1'44.023 18 248,3		1'43.934 5 246,0				
25	24 M. RAMIREZ QJMOTOR SRK 800 RS	ESP	1'43.596 52 248,3		1'44.188 17 242,2		1'43.596 13 246,0		1'43.873 5 248,3		1'43.811 12 246,0		1'44.784 5 244,3				

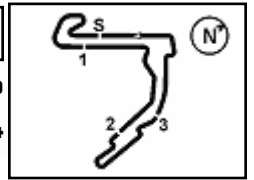
03/05/2026

These data/results cannot be reproduced, stored and/or transmitted in whole or in part by any manner of electronic, mechanical, photocopying, recording, broadcasting or otherwise now known or herein after developed without the previous express consent by the copyright owner, except for reproduction in daily press and regular printed publications on sale to the public within 60 days of the event related to those data/results and always provided that copyright symbol appears together as follows below.

© DORNA WSBK ORGANIZATION Srl 2026

FICR PERUGIA TIMING




Motul Hungarian Round, 1-3 May 2026
Best Laps & Speeds

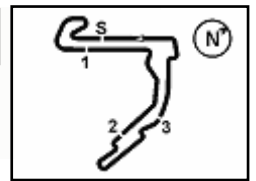
2 / 2

No.	Rider Bike	Nat	Best Lap		FP		SP		WUP1		RC1		WUP2					
			LL	SPD	LL	SPD	LL	SPD	LL	SPD	LL	SPD	LL	SPD				
26	20 X. CARDELUS Yamaha YZF-R9	AND	1'43.741 49	245,5	1'45.236 15	238,9	1'43.741 13	240,0	1'44.035 5	245,5	1'44.803 11	241,6	1'44.531 5	243,2				
27	25 O. KONIG Triumph Street Triple 765 RS	CZE	1'44.082 53	241,6	1'44.723 14	241,6	1'44.082 16	240,5			1'44.549 18	238,9	1'44.628 5	241,6				
28	73 J. CRETARO MV Agusta F3 800 RR	ITA	1'43.816 52	246,0	1'47.087 12	238,9	1'46.655 12	241,1	1'44.284 5	240,5	1'44.827 18	245,5	1'43.816 5	246,0				
29	31 Y. OKAMOTO Yamaha YZF-R9	JPN	1'44.372 63	243,2	1'46.597 17	239,5	1'44.372 18	242,2	1'44.513 5	243,2	1'45.172 18	241,6	1'45.617 5	240,5				
30	88 A. GIOMBINI MV Agusta F3 800 RR	ITA	1'44.261 57	247,1	1'45.975 16	243,8	1'44.519 16	241,6	1'45.417 5	242,2	1'44.931 18	245,5	1'44.261 2	247,1				
31	19 A. KOFLER Yamaha YZF-R9	AUT	1'44.800 41	240,0	1'46.824 15	235,8	1'44.800 16	240,0	1'45.294 5	238,4	165,9	5	1'45.556 238,9					
32	54 R. ROSSI Ducati Panigale V2	ITA	1'44.836 56	242,7	1'46.028 16	240,0	1'44.836 12	241,6	1'45.434 5	242,2	1'44.889 18	242,2	1'44.902 5	242,7				
33	22 A. CARRASCO Honda CBR600RR	ESP	1'45.349 61	240,5	1'46.441 16	240,0	1'45.349 17	240,0	1'46.608 5	237,9	1'45.445 18	240,5	1'45.536 5	240,5				

03/05/2026

These data/results cannot be reproduced, stored and/or transmitted in whole or in part by any manner of electronic, mechanical, photocopying, recording, broadcasting or otherwise now known or herein after developed without the previous express consent by the copyright owner, except for reproduction in daily press and regular printed publications on sale to the public within 60 days of the event related to those data/results and always provided that copyright symbol appears together as follows below.

© DORNA WSBK ORGANIZATION Srl 2026

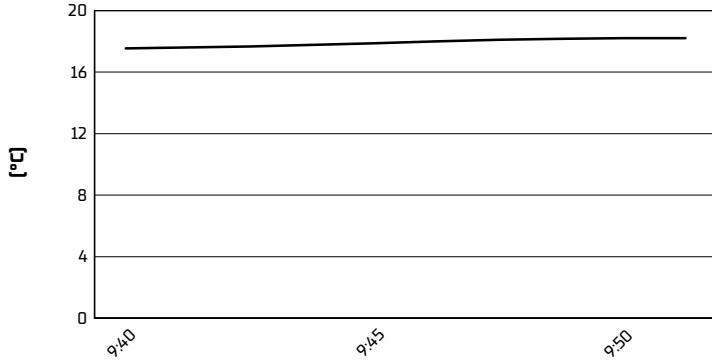


Motul Hungarian Round, 1-3 May 2026


Weather Report Warm Up 2

Session started 09:40 - Session ended 9:52


Air Temperature



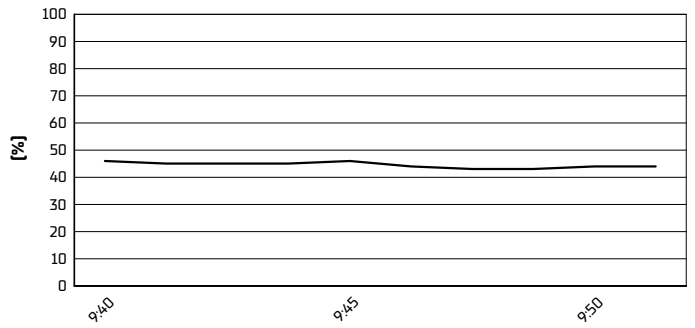
Track Temperature



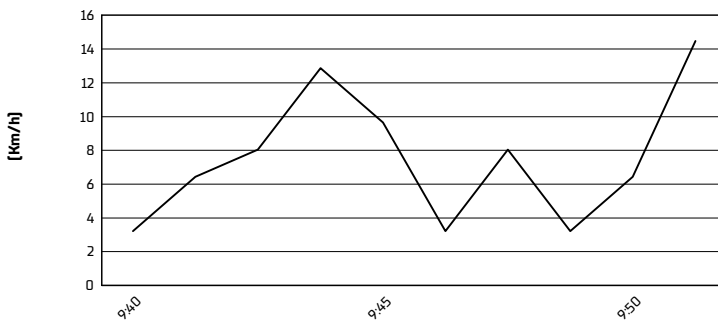
Air Pressure



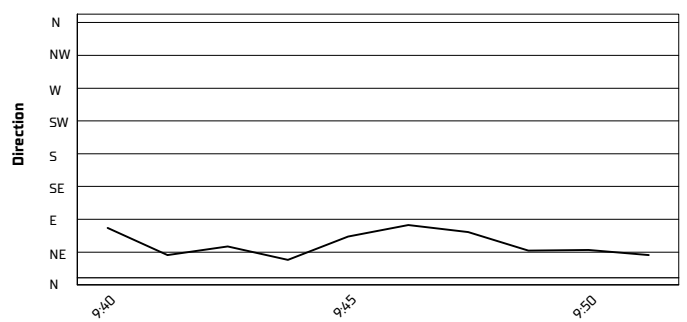
Humidity



Wind Speed



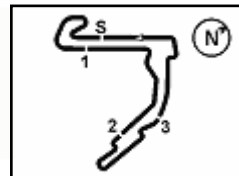
Wind Direction



03/05/2026

These data/results cannot be reproduced, stored and/or transmitted in whole or in part by any manner of electronic, mechanical, photocopying, recording, broadcasting or otherwise now known or herein after developed without the previous express consent by the copyright owner, except for reproduction in daily press and regular printed publications on sale to the public within 60 days of the event related to those data/results and always provided that copyright symbol appears together as follows below.

© DORNA WSBK ORGANIZATION Srl 2026



Motul Hungarian Round, 1-3 May 2026

Starting Grid - Race 2 [18 Laps x 4,075 km = 73,350 km]

1	1	75 ARENAS A. Yamaha 1'42.737 RC1	2	52 ALCOBA J. Kawasaki 1'42.765 RC1	3	61 ONCU C. Yamaha 1'42.841 RC1
2	4	53 DEBISE V. ZXMOTO 1'42.850 RC1	5	37 GARCIA R. Yamaha 1'42.873 RC1	6	11 FERRARI M. Ducati 1'42.880 RC1
3	7	69 BOOTH-AMOS T. Triumph 1'42.985 RC1	8	65 DETTL P. Ducati 1'42.999 RC1	9	43 JESPERSEN S. Ducati 1'42.359 RC1
4	10	7 FARIOLI F. Yamaha 1'42.557 SP	11	64 CARICASULO F. ZXMOTO 1'42.713 SP	12	16 ZACCONE A. Ducati 1'42.757 SP
5	13	70 WHATLEY J. Ducati 1'42.766 SP	14	57 MAHENDRA A. Yamaha 1'43.055 SP	15	94 MAHIAS L. Yamaha 1'43.106 SP
6	16	40 CASADEI M. Ducati 1'43.138 SP	17	50 VOSTATEK O. Triumph 1'43.157 SP	18	6 PEROLARI C. Honda 1'43.287 SP
7	19	77 AEGERTER D. Kawasaki 1'43.337 SP	20	3 DE ROSA R. QJMOTOR 1'43.337 SP	21	91 JIMENEZ B. Ducati 1'43.552 SP
8	22	10 TACCINI L. Ducati 1'43.578 SP	23	24 RAMIREZ M. QJMOTOR 1'43.596 SP	24	20 CARDELUS X. Yamaha 1'43.741 SP
9	25	5 MASIA J. Ducati 1'43.790 SP	26	25 KONIG O. Triumph 1'44.082 SP	27	31 OKAMOTO Y. Yamaha 1'44.372 SP
10	28	88 GIOMBINI A. MV Agusta 1'44.519 SP	29	19 KOFLER A. Yamaha 1'44.800 SP	30	54 ROSSI R. Ducati 1'44.836 SP
11	31	22 CARRASCO A. Honda 1'45.349 SP	32	73 CRETARO J. MV Agusta 1'46.655 SP		

N.19 (Kofler A.) has been penalized with a 2X Long lap penalty - Irresponsible riding causing a crash during Race 1
N.32 (Bayliss O.) will not take part in the race. Declared unfit after Warm Up 2

03/05/2026 The Race Director: **Stefano Carloia**

* = Penalized

These data/results cannot be reproduced, stored and/or transmitted in whole or in part by any manner of electronic, mechanical, photocopying, recording, broadcasting or otherwise now known or herein after developed without the previous express consent by the copyright owner, except for reproduction in daily press and regular printed publications on sale to the public within 60 days of the event related to those data/results and always provided that copyright symbol appears together as follows below. © DORNA WSBK ORGANIZATION Srl 2026