

Balaton Park Circuit 4.075 m

Motul Hungarian Round, 1-3 May 2026
Results Race 2

Laps 11 = 44,825 Km - Time of Race 20'46.328 - Avg. 129,476 km/h

1 / 2

Pos	Grid	No. Rider	Nat	Team	Bike	LL	Gap	Rel.	Fastest Lap	Speed	Qualifying	Speed
1	1	58 P. RAMOS	ESP	Klint Racing Team	Yamaha YZF-R7	11			1'51.935	198,2	1'52.826	189,8
2	2	36 B. NEILA	ESP	Ampito Crescent Yamaha	Yamaha YZF-R7	11	0.227	0.227	1'52.460	193,9	1'53.969	194,9
3	4	6 M. HERRERA	ESP	Terra & Vita GRT Yamaha WorldWCR	Yamaha YZF-R7	11	0.241	0.014	1'52.492	196,4	1'52.264	194,2
4	5	12 M. SARAPUECH	THA	EEST NJT Racing Team	Yamaha YZF-R7	11	2.715	2.474	1'52.850	196,7	1'53.923	193,5
5	3	96 R. PONZIANI	ITA	Klint Racing Team	Yamaha YZF-R7	11	10.429	7.714	1'53.027	196,4	1'53.587	191,8
6	9	83 A. MADRIGAL	MEX	Pons Italika Racing FIMLA	Yamaha YZF-R7	11	12.573	2.144	1'53.577	196,0	1'54.457	190,5
7	6	94 L. BOUDESSEUL	FRA	GMT94 Yamaha	Yamaha YZF-R7	11	15.662	3.089	1'54.047	196,4	1'54.705	192,9
8	7	20 N. RIVERA	ESP	Terra & Vita GRT Yamaha WorldWCR	Yamaha YZF-R7	11	15.774	0.112	1'53.838	197,1	1'54.694	189,1
9	11	15 C. JONES	GBR	Monster Energy Crescent Yamaha	Yamaha YZF-R7	11	15.844	0.070	1'53.966	197,8	1'54.648	197,1
10	8	46 P. RUIZ	ESP	PR46+1 Racing Team	Yamaha YZF-R7	11	16.174	0.330	1'53.863	194,2	1'54.098	193,2
11	10	8 T. RELPH	AUS	Full Throttle Racing	Yamaha YZF-R7	11	16.970	0.796	1'53.889	196,4	1'54.167	188,5
12	13	11 Y. CERPA	ESP	MotosCerpa-Gradara Corse	Yamaha YZF-R7	11	19.970	3.000	1'54.246	199,3	1'55.622	195,3
13	14	99 I. CARRENO	CHI	Pons Italika Racing FIMLA	Yamaha YZF-R7	11	33.995	14.025	1'55.625	190,8	1'56.502	195,3
14	24	4 E. BONDI	FRA	FT Racing Academy	Yamaha YZF-R7	11	42.187	8.192	1'56.205	193,2		
15	19	37 L. VIEILLARD	FRA	FT Racing Academy	Yamaha YZF-R7	11	42.720	0.533	1'55.960	193,9	1'57.330	193,9
16	16	19 A. OUREDNIKOVA	CZE	DaFitmotoring	Yamaha YZF-R7	11	43.143	0.423	1'56.169	196,4	1'56.847	192,5
17	18	88 D. DAL ZOTTO	ITA	PATA AG Motorsport Italia	Yamaha YZF-R7	11	43.586	0.443	1'55.563	198,5	1'57.200	194,2
18	15	16 L. MICHEL	GER	TSL-Racing	Yamaha YZF-R7	11	44.047	0.461	1'56.215	196,7	1'56.613	197,8
19	22	26 K. HAND	GBR	Team Trasimeno	Yamaha YZF-R7	11	49.619	5.572	1'56.784	195,7	1'59.011	193,9
20	20	41 A. BARALE	ITA	Hadden Racing Team	Yamaha YZF-R7	11	51.930	2.311	1'56.691	192,5	1'57.980	191,8
21	17	14 M. DOBBS	USA	YVS Sabadell Diva Racing	Yamaha YZF-R7	11	53.804	1.874	1'56.273	196,4	1'56.963	193,5
22	23	44 P. SOWA	POL	Team Trasimeno	Yamaha YZF-R7	11	54.918	1.114	1'56.812	194,9	1'59.139	193,5
-----Not Classified-----												
RET	21	22 M. GUARINO	ITA	Prata Motor Sport	Yamaha YZF-R7	10	1 Lap		1'56.506	193,9	1'58.573	188,2
RET	12	66 K. DANAK	POL	Yamaha AD78 FIMLA	Yamaha YZF-R7	1	10 Laps			194,6	1'55.479	189,5

AIR	Humidity:	34%	Temp:	22°C
TRACK	Condition:	Dry	Temp:	40°C

Records	Pole [SP]	2026	M.Herrera	1'52.264	130,674 Km/h
	Race [RC1]	2026	P.Ramos	1'52.544	130,349 Km/h
	All Times [SP]	2026	M.Herrera	1'52.264	130,674 Km/h
Race Fastest Lap	[New Record]	Lap 10	P.Ramos	1'51.935	131,058 Km/h

LAP LEADERS					
No. Rider	From	To	Laps	Total	
36 B. NEILA	1	1	1		
6 M. HERRERA	2	5	4	4	
36 B. NEILA	6	9	4	5	
58 P. RAMOS	10	11	2	2	

TOTAL LEADER LAPS		
No. Rider	Laps	
6 M. HERRERA	49	
36 B. NEILA	10	
58 P. RAMOS	3	

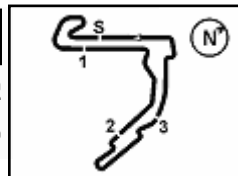
03/05/2026 13:00 13:25 The results are provisional until the end of the time limit for protests and appeals and the completion of the technical checks.

These data/results cannot be reproduced, stored and/or transmitted in whole or in part by any manner of electronic, mechanical, photocopying, recording, broadcasting or otherwise now known or herein after developed without the previous express consent by the copyright owner, except for reproduction in daily press and regular printed publications on sale to the public within 60 days of the event related to those data/results and always provided that copyright symbol appears together as follows below.

© DORNA WSBK ORGANIZATION Srl 2026

Clerk Of The Course: **Kocsik Tamas**
Publication Time: **13:31**





Motul Hungarian Round, 1-3 May 2026
Results Race 2

Race Highlights

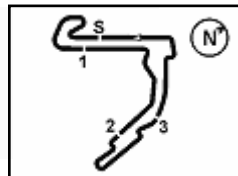
Time	No. Rider	Description
12.45.00		Sighting Lap Started
12.57.53		Warm Up Lap Started
13.00.32		Start of Session
13.02.25		No Jump Starts
13.02.49	44 P. SOWA	#44 Lap Time Cancelled [2'04.370] - Exceeded Track Limits - Turn 15
13.03.40	44 P. SOWA	#44 Course Cutting at Turn 15 Under Investigation
13.04.08	44 P. SOWA	#44 Course Cutting at Turn 15 - No Further Action
13.04.27		Yellow Flag Out - Turn 15-16
13.04.39	20 N. RIVERA	#20 Lap Time Cancelled [1'54.928] - Exceeded Track Limits - Turn
13.04.40	66 K. DANAK	#66 Crashed - Turn 15
13.04.52	66 K. DANAK	#66 Not Actively Competing
13.05.50		Yellow Flag In - Turn 15-16
13.05.50		Riders Under Yellow Flag at Turn 15-16: #37 #19 #14 #41 #26 #88 #21 #44
13.07.05	66 K. DANAK	#66 Medical Centre
13.08.29	12 M. SARAPUECH	#12 Lap Time Cancelled [1'52.993] - Exceeded Track Limits - Turn 11
13.14.04		2/3 of Race Distance Completed
13.14.30	14 M. DOBBS	#14 Lap Time Cancelled [1'57.002] - Exceeded Track Limits - Turn
13.15.39	14 M. DOBBS	#14 Course Cutting at Turn 9 Under Investigation
13.18.15	12 M. SARAPUECH	#12 Lap Time Cancelled [1'52.708] - Exceeded Track Limits - Turn
13.18.16	14 M. DOBBS	#14 Long Lap Penalty - Course Cut at Turn 9 without losing 1 second
13.19.57	14 M. DOBBS	#14 Long Lap Penalty Completed
13.20.18	37 L. VIEILLARD	#37 Lap Time Cancelled [1'56.806] - Exceeded Track Limits - Turn
13.20.26	37 L. VIEILLARD	#37 Course Cutting at Turn 9 Under Investigation
13.21.04	37 L. VIEILLARD	#37 Course Cutting at Turn 9 - No Further Action
13.22.10		Yellow Flag Out - Turn 15-16
13.22.11		Podium Confirmed
13.22.22	22 M. GUARINO	#22 Crashed - Turn 15
13.22.52	22 M. GUARINO	#22 Not Actively Competing
13.23.06	22 M. GUARINO	#22 Medical Centre
13.27.59		Results Confirmed
13.28.03		End of Session

Start 13:00 End 13:25 The results are provisional until the end of the time limit for protests and appeals and the completion of the technical checks.

Clerk Of The Course: **Kocsik Tamas**
Publication Time: **13:31**

These data/results cannot be reproduced, stored and/or transmitted in whole or in part by any manner of electronic, mechanical, photocopying, recording, broadcasting or otherwise now known or herein after developed without the previous express consent by the copyright owner, except for reproduction in daily press and regular printed publications on sale to the public within 60 days of the event related to those data/results and always provided that copyright symbol appears together as follows below.

© DORNA WSBK ORGANIZATION Srl 2026



Motul Hungarian Round, 1-3 May 2026
Riders Standings

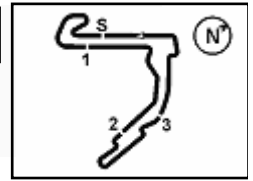
Balaton Park Circuit 4.075 m

	Points	Points From First	Points From Previous	March 29 PORTIMAO	April 19 ASSEN	May 3 BALATON	June 14 MISANO	July 12 DONINGTON	October 18 JEREZ										
1 HERRERA Maria [ESP]	131			25 20 1 1	25 20 1 1	25 16 1 1													
2 NEILA Beatriz [ESP]	117	14		16 16 3 3	20 25 2 2	20 20 2 2													
3 RAMOS Paola [ESP]	86	45	31	20 25 2 1		16 25 4 3													
4 PONZIANI Roberta [ITA]	76	55	10	10 13 6 4	16 13 4 3	13 11 3 4													
5 SARAPUECH Muklada [THA]	58	73	18	5 7 11 11	11 11 6 5	11 13 5 5													
6 RIVERA Natalia [ESP]	49	82	9	8 9 8 6	10 5 5 6	9 8 6 6													
7 BOUDESSEUL Lucie [FRA]	45	86	4	13 4 10	16 14 7	7 9 8 7													
8 JONES Chloe [GBR]	45	86	0	3 2 13 14	13 10 8 8	10 7 7 7													
9 RUIZ Pakita [ESP]	41	90	4	9 11 7 5		7 8 6 9 9													
10 MADRIGAL Astrid [MEX]	34	97	7	5 14	9 4 11 13	6 10 12 10													
11 CERPA Yvonne [ESP]	32	99	2	7 10 9 6		9 2 4 10 11													
12 RELPH Tayla [AUS]	32	99	0	6 8 10 9		8 5 5 11 11													
13 SANCHEZ Sara [ESP]	20	111	12	11 6 5 6		3 13 13 9 12													
14 DANAK Karolina [POL]	18	113	2	2 4 14 13		8 4 11 14													
15 CARRENO Isis [CHI]	12	119	6		6 17 18	3 3 15 15													
16 DAL ZOTTO Denise [ITA]	9	122	3	1 16	5 2 17 15	1 16 15 16													
17 VEILLARD Line [FRA]	8	123	1	4 3 12 12		1 17 17 15 16													
18 BARALE Arianna [ITA]	7	124	1		7 15 16		17 18												
19 DOBBS Mallory [USA]	6	125	1		6 18		19 19												
20 SOWA Patrycja [POL]	4	127	2		4 19 20		20 20												
21 MICHEL Lucy [GER]	3	128	1		3 20 21		21 21												
22 BONDI Emily [FRA]	3	128	0		1 24		2 21 24 21												
23 HAND Katie [GBR]	2	129	1		2 21 22		22 23												
24 OUREDNICKOVA Adela [CZE]	2	129	0	1 15 16	1 21 22		22 23												

03/05/2026 First Line: Championship Standings - Second Line: Ranking Progression

These data/results cannot be reproduced, stored and/or transmitted in whole or in part by any manner of electronic, mechanical, photocopying, recording, broadcasting or otherwise now known or herein after developed without the previous express consent by the copyright owner, except for reproduction in daily press and regular printed publications on sale to the public within 60 days of the event related to those data/results and always provided that copyright symbol appears together as follows below.

© DORNA WSBK ORGANIZATION Srl 2026



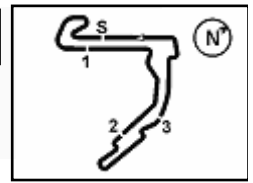
Motul Hungarian Round, 1-3 May 2026
Pirelli Best Lap Award

	Points	Points From First	Points From Previous	March 29 PORTIMAO	April 19 ASSEN	May 3 BALATON	June 14 MISANO	July 12 DONINGTON	October 18 JEREZ								
1 NEILA Beatriz (ESP)	3			1	1 1												
2 RAMOS Paola (ESP)	2	1				1 1											
3 HERRERA Maria (ESP)	1	2	1	1													

03/05/2026 First Line: Race 1 & 2

These data/results cannot be reproduced, stored and/or transmitted in whole or in part by any manner of electronic, mechanical, photocopying, recording, broadcasting or otherwise now known or herein after developed without the previous express consent by the copyright owner, except for reproduction in daily press and regular printed publications on sale to the public within 60 days of the event related to those data/results and always provided that copyright symbol appears together as follows below.

© DORNA WSBK ORGANIZATION Srl 2026



Motul Hungarian Round, 1-3 May 2026
Best Finish Award Race 2

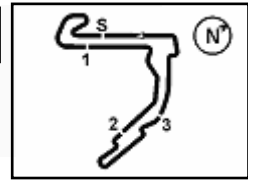
Balaton Park Circuit 4.075 m

Points	Points From First	Points From Previous	March 29	April 19	May 3	June 14	July 12	October 18									
			PORTIMAO	ASSEN	BALATON	MISANO	DONINGTON	JEREZ									
1	GUARINO	25	8	12	15												
	Martina (ITA)		17	16	19												
2	HAND	20	5	9	2	1	3										
	Katie (GBR)	5	18	14	23	20	19										
3	JONES	17	8	3	6	2	2										
	Chloe (GBR)	8	13	4	6	9											
4	MICHEL	16	9	1	3	6	7										
	Lucy (GER)	9	21	19	13												
5	DAL ZOTTO	16	9	0	1	3	5	3	3	1							
	Denise (ITA)	9	16	15	11	14	15	17									
6	CARENDO	15	10	1	9	4	1	1									
	Isis (CHI)	10	10	18	13	13											
7	SARAPUECH	15	10	0	2	4	6	2	1								
	Muklada (THA)	10	11	9	5	5	4										
8	BONDI	13	12	2	3	10											
	Emily (FRA)	12	15	14													
9	OUREDNIKOVA	13	12	0	4	9											
	Adela (CZE)	12	15	15													
10	CERPA	11	14	2	9	1	1										
	Yvonne (ESP)	14	17	7	12												
11	BARALE	11	14	0	1	1	9										
	Arianna (ITA)	14	20	21	9												
12	SOWA	10	15	1	1	2	6	1									
	Patrycja (POL)	15	22	22	12	22											
13	DANAK	10	15	0	1	4	5										
	Karolina (POL)	15	14	12	8												
14	VIEILLARD	9	16	1	2	2	1	4									
	Line (FRA)	16	12	13	18	15											
15	SCHEFFER	8	17	1	6	2											
	Birgit (NED)	17	18	22													
16	BOUDESSEUL	8	17	0	3	4	1										
	Lucie (FRA)	17	4	3	9												
17	DOBBS	7	18	1	3	4											
	Mallory (USA)	18	17	10													
18	MADRIGAL	6	19	1	2	1	3										
	Astrid (MEX)	19	7	10	6												
19	RIVERA	5	20	1	1	2	2										
	Natalia (ESP)	20	8	6	7												
20	PONZIANI	4	21	1	4												
	Roberta (ITA)	21	3														
21	HERRERA	4	21	0		3	1										
	Maria (ESP)	21	1	3													
22	RAMOS	4	21	0	2	2											
	Paola (ESP)	21	1	3													
23	RUIZ	4	21	0	1	2	1										
	Pakita (ESP)	21	7	5	9												
24	SANCHEZ	3	22	1	3												
	Sara (ESP)	22	5														

03/05/2026 First Line: Gained Positions - Second Line: Race Position - Underline: Best Finisher

These data/results cannot be reproduced, stored and/or transmitted in whole or in part by any manner of electronic, mechanical, photocopying, recording, broadcasting or otherwise now known or herein after developed without the previous express consent by the copyright owner, except for reproduction in daily press and regular printed publications on sale to the public within 60 days of the event related to those data/results and always provided that copyright symbol appears together as follows below.

© DORNA WSBK ORGANIZATION Srl 2026



Motul Hungarian Round, 1-3 May 2026
Best Finish Award Race 2

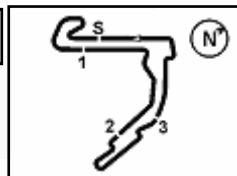
	Points	Points From First	Points From Previous	March 29 PORTIMAO	April 19 ASSEN	May 3 BALATON	June 14 MISANO	July 12 DONINGTON	October 18 JEREZ								
25 RELPH Tayla (AUS)	3	22	0	2 8	1 8												
26 NEILA Beatriz (ESP)	1	24	2	1 3													

03/05/2026

First Line: Gained Positions - Second Line: Race Position - Underline: Best Finisher

These data/results cannot be reproduced, stored and/or transmitted in whole or in part by any manner of electronic, mechanical, photocopying, recording, broadcasting or otherwise now known or herein after developed without the previous express consent by the copyright owner, except for reproduction in daily press and regular printed publications on sale to the public within 60 days of the event related to those data/results and always provided that copyright symbol appears together as follows below.

© DORNA WSBK ORGANIZATION Srl 2026



Motul Hungarian Round, 1-3 May 2026
Best Sectors & Speed Race 2

RESULTS

1	58 P. RAMOS	Yamaha YZF-R7	Laps 11
2	36 B. NEILA	Yamaha YZF-R7	0.227
3	6 M. HERRERA	Yamaha YZF-R7	0.241
4	12 M. SARAPUECH	Yamaha YZF-R7	2.715
5	96 R. PONZIANI	Yamaha YZF-R7	10.429
6	83 A. MADRIGAL	Yamaha YZF-R7	12.573
7	94 L. BOUDESSEUL	Yamaha YZF-R7	15.662
8	20 N. RIVERA	Yamaha YZF-R7	15.774
9	15 C. JONES	Yamaha YZF-R7	15.844
10	46 P. RUIZ	Yamaha YZF-R7	16.174
11	8 T. RELPH	Yamaha YZF-R7	16.970
12	11 Y. CERPA	Yamaha YZF-R7	19.970
13	99 I. CARRENO	Yamaha YZF-R7	33.995
14	4 E. BONDI	Yamaha YZF-R7	42.187
15	37 L. VIEILLARD	Yamaha YZF-R7	42.720
16	19 A. OUREDNIKOVA	Yamaha YZF-R7	43.143
17	88 D. DAL ZOTTO	Yamaha YZF-R7	43.586
18	16 L. MICHEL	Yamaha YZF-R7	44.047
19	26 K. HAND	Yamaha YZF-R7	49.619
20	41 A. BARALE	Yamaha YZF-R7	51.930
21	14 M. DOBBS	Yamaha YZF-R7	53.804
22	44 P. SOWA	Yamaha YZF-R7	54.918
RET	22 M. GUARINO	Yamaha YZF-R7	1 Lap
RET	66 K. DANAK	Yamaha YZF-R7	10 Laps

SPEED

1	11 Y. CERPA	Yamaha YZF-R7	199,3
2	88 D. DAL ZOTTO	Yamaha YZF-R7	198,5
3	58 P. RAMOS	Yamaha YZF-R7	198,2
4	15 C. JONES	Yamaha YZF-R7	197,8
5	20 N. RIVERA	Yamaha YZF-R7	197,1
6	12 M. SARAPUECH	Yamaha YZF-R7	196,7
7	16 L. MICHEL	Yamaha YZF-R7	196,7
8	19 A. OUREDNIKOVA	Yamaha YZF-R7	196,4
9	6 M. HERRERA	Yamaha YZF-R7	196,4
10	96 R. PONZIANI	Yamaha YZF-R7	196,4
11	94 L. BOUDESSEUL	Yamaha YZF-R7	196,4
12	8 T. RELPH	Yamaha YZF-R7	196,4
13	14 M. DOBBS	Yamaha YZF-R7	196,4
14	83 A. MADRIGAL	Yamaha YZF-R7	196,0
15	26 K. HAND	Yamaha YZF-R7	195,7
16	44 P. SOWA	Yamaha YZF-R7	194,9
17	66 K. DANAK	Yamaha YZF-R7	194,6
18	46 P. RUIZ	Yamaha YZF-R7	194,2
19	22 M. GUARINO	Yamaha YZF-R7	193,9
20	37 L. VIEILLARD	Yamaha YZF-R7	193,9
21	36 B. NEILA	Yamaha YZF-R7	193,9
22	4 E. BONDI	Yamaha YZF-R7	193,2
23	41 A. BARALE	Yamaha YZF-R7	192,5
24	99 I. CARRENO	Yamaha YZF-R7	190,8

SEG. 1

1	58 P. RAMOS	33.364
2	36 B. NEILA	33.496
3	6 M. HERRERA	33.532
4	12 M. SARAPUECH	33.565
5	96 R. PONZIANI	33.628
6	46 P. RUIZ	33.750
7	83 A. MADRIGAL	33.780
8	20 N. RIVERA	33.795
9	15 C. JONES	33.864
10	8 T. RELPH	33.932
11	11 Y. CERPA	34.040
12	94 L. BOUDESSEUL	34.073
13	88 D. DAL ZOTTO	34.309
14	66 K. DANAK	34.366
15	99 I. CARRENO	34.381
16	16 L. MICHEL	34.476
17	41 A. BARALE	34.490
18	4 E. BONDI	34.532
19	19 A. OUREDNIKOVA	34.552
20	37 L. VIEILLARD	34.566
21	14 M. DOBBS	34.619
22	44 P. SOWA	34.669
23	26 K. HAND	34.731
24	22 M. GUARINO	34.768

SEG. 2

1	12 M. SARAPUECH	26.474
2	58 P. RAMOS	26.550
3	20 N. RIVERA	26.611
4	6 M. HERRERA	26.611
5	36 B. NEILA	26.633
6	15 C. JONES	26.669
7	46 P. RUIZ	26.685
8	94 L. BOUDESSEUL	26.706
9	8 T. RELPH	26.770
10	66 K. DANAK	26.886
11	11 Y. CERPA	26.887
12	96 R. PONZIANI	26.960
13	83 A. MADRIGAL	27.063
14	22 M. GUARINO	27.377
15	99 I. CARRENO	27.383
16	19 A. OUREDNIKOVA	27.411
17	14 M. DOBBS	27.430
18	4 E. BONDI	27.431
19	37 L. VIEILLARD	27.458
20	88 D. DAL ZOTTO	27.511
21	16 L. MICHEL	27.576
22	41 A. BARALE	27.633
23	44 P. SOWA	27.652
24	26 K. HAND	27.769

SEG. 3

1	58 P. RAMOS	30.418
2	36 B. NEILA	30.520
3	6 M. HERRERA	30.550
4	12 M. SARAPUECH	30.745
5	96 R. PONZIANI	30.771
6	20 N. RIVERA	30.925
7	83 A. MADRIGAL	30.926
8	8 T. RELPH	31.099
9	11 Y. CERPA	31.142
10	46 P. RUIZ	31.179
11	66 K. DANAK	31.232
12	88 D. DAL ZOTTO	31.293
13	15 C. JONES	31.328
14	94 L. BOUDESSEUL	31.403
15	99 I. CARRENO	31.469
16	19 A. OUREDNIKOVA	31.500
17	16 L. MICHEL	31.562
18	4 E. BONDI	31.668
19	37 L. VIEILLARD	31.751
20	26 K. HAND	31.761
21	14 M. DOBBS	31.795
22	41 A. BARALE	31.804
23	22 M. GUARINO	31.840
24	44 P. SOWA	32.007

SEG. 4

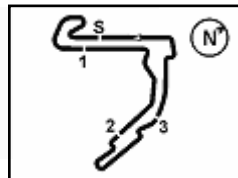
1	58 P. RAMOS	21.412
2	36 B. NEILA	21.420
3	96 R. PONZIANI	21.439
4	12 M. SARAPUECH	21.477
5	6 M. HERRERA	21.484
6	83 A. MADRIGAL	21.583
7	8 T. RELPH	21.671
8	94 L. BOUDESSEUL	21.712
9	46 P. RUIZ	21.729
10	15 C. JONES	21.808
11	20 N. RIVERA	21.849
12	11 Y. CERPA	21.941
13	88 D. DAL ZOTTO	22.041
14	99 I. CARRENO	22.075
15	14 M. DOBBS	22.100
16	19 A. OUREDNIKOVA	22.105
17	4 E. BONDI	22.106
18	37 L. VIEILLARD	22.109
19	16 L. MICHEL	22.150
20	66 K. DANAK	22.163
21	22 M. GUARINO	22.348
22	26 K. HAND	22.357
23	44 P. SOWA	22.386
24	41 A. BARALE	22.480

03/05/2026

These data/results cannot be reproduced, stored and/or transmitted in whole or in part by any manner of electronic, mechanical, photocopying, recording, broadcasting or otherwise now known or herein after developed without the previous express consent by the copyright owner, except for reproduction in daily press and regular printed publications on sale to the public within 60 days of the event related to those data/results and always provided that copyright symbol appears together as follows below.

© DORNA WSBK ORGANIZATION Srl 2026





Balaton Park Circuit 4.075 m

1 / 3

Motul Hungarian Round, 1-3 May 2026
Lap Chart Race 2

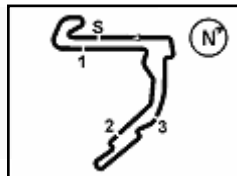
	Lap										
	1	2	3	4	5	6	7	8	9	10	11
1	36	6	6	6	6	36	36	36	36	58	58
2	6	36	36	36	36	12	6	6	6	36	36
3	58	12	12	12	12	6	12	12	58	6	6
4	12	58	58	58	58	58	58	58	12	12	12
5	96	96	96	96	96	96	96	96	96	96	96
6	83	83	83	83	83	83	83	83	83	83	83
7	94	94	94	94	94	94	94	94	94	94	94
8	46	15	15	15	15	15	15	15	20	20	20
9	15	46	46	46	46	20	20	20	15	15	15
10	66	8	8	20	20	46	46	46	46	46	46
11	8	11	20	8	8	8	8	8	8	8	8
12	20	20	11	11	11	11	11	11	11	11	11
13	11	99	99	99	99	99	99	99	99	99	99
14	99	16	4	4	4	4	4	4	4	4	4
15	16	4	16	37	37	37	37	37	37	37	37
16	4	37	19	16	16	16	16	19	19	19	19
17	37	19	37	14	14	14	19	19	16	88	88
18	19	14	14	19	19	19	14	88	88	16	16
19	14	41	88	88	88	88	88	14	14	26	26
20	41	26	26	26	26	26	26	26	22	41	41
21	26	88	41	41	41	41	22	22	41	14	14
22	44	22	22	22	22	22	22	41	41	14	44
23	88	44	44	44	44	44	44	44	44		
24	22										

Final Result		
1	58 P. RAMOS	Laps 11
2	36 B. NEILA	0.227
3	6 M. HERRERA	0.241
4	12 M. SARAPUECH	2.715
5	96 R. PONZIANI	10.429
6	83 A. MADRIGAL	12.573
7	94 L. BOUESSEUL	15.662
8	20 N. RIVERA	15.774
9	15 C. JONES	15.844
10	46 P. RUIZ	16.174
11	8 T. RELPH	16.970
12	11 Y. CERPA	19.970
13	99 I. CARRENO	33.995
14	4 E. BONDI	42.187
15	37 L. VIEILLARD	42.720
16	19 A. OUREDNIKOVA	43.143
17	88 D. DAL ZOTTO	43.586
18	16 L. MICHEL	44.047
19	26 K. HAND	49.619
20	41 A. BARALE	51.930
21	14 M. DOBBS	53.804
22	44 P. SOWA	54.918
RET	22 M. GUARINO	1 Lap
RET	66 K. DANAK	10 Laps

03/05/2026

These data/results cannot be reproduced, stored and/or transmitted in whole or in part by any manner of electronic, mechanical, photocopying, recording, broadcasting or otherwise now known or herein after developed without the previous express consent by the copyright owner, except for reproduction in daily press and regular printed publications on sale to the public within 60 days of the event related to those data/results and always provided that copyright symbol appears together as follows below.

© DORNA WSBK ORGANIZATION Srl 2026



Balaton Park Circuit 4.075 m

**Motul Hungarian Round, 1-3 May 2026
Lap Chart Race 2**

2 / 3

Lap 1		
1	36 B.Neila	1'55.714
2	6 M.Herrera	0.288
3	58 P.Ramos	0.708
4	12 M.Sarapuech	0.934
5	96 R.Ponziani	1.413
6	83 A.Madrigal	1.547
7	94 L.Boudesseul	2.033
8	46 P.Ruiz	2.463
9	15 C.Jones	2.572
10	66 K.Danak	3.123
11	8 T.Relph	3.400
12	20 N.Rivera	3.637
13	11 Y.Cerpa	3.820
14	99 I.Carreno	5.592
15	16 L.Michel	5.793
16	4 E.Bondi	6.234
17	37 L.Vieillard	6.505
18	19 A.Durednickova	6.728
19	14 M.Dobbs	7.036
20	41 A.Barale	7.817
21	26 K.Hand	8.160
22	44 P.Sowa	8.656
23	88 D.Dal Zotto	8.807
24	22 M.Guarino	9.132

22	22 M.Guarino	18.726
23	44 P.Sowa	19.891

Lap 4		
1	6 M.Herrera	7'35.024
2	36 B.Neila	0.253
3	12 M.Sarapuech	0.492
4	58 P.Ramos	0.648
5	96 R.Ponziani	1.489
6	83 A.Madrigal	3.502
7	94 L.Boudesseul	6.422
8	15 C.Jones	6.830
9	46 P.Ruiz	7.068
10	20 N.Rivera	7.255
11	8 T.Relph	7.523
12	11 Y.Cerpa	8.082
13	99 I.Carreno	13.770
14	4 E.Bondi	17.350
15	37 L.Vieillard	17.797
16	16 L.Michel	17.987
17	14 M.Dobbs	18.369
18	19 A.Durednickova	18.656
19	88 D.Dal Zotto	18.975
20	26 K.Hand	20.977
21	41 A.Barale	21.479
22	22 M.Guarino	23.069
23	44 P.Sowa	24.470

20	26 K.Hand	28.275
21	41 A.Barale	29.497
22	22 M.Guarino	30.802
23	44 P.Sowa	32.219

Lap 7		
1	36 B.Neila	13'14.934
2	6 M.Herrera	0.074
3	12 M.Sarapuech	0.282
4	58 P.Ramos	0.633
5	96 R.Ponziani	3.823
6	83 A.Madrigal	6.804
7	94 L.Boudesseul	9.814
8	15 C.Jones	10.100
9	20 N.Rivera	10.265
10	46 P.Ruiz	10.553
11	8 T.Relph	11.772
12	11 Y.Cerpa	12.060
13	99 I.Carreno	21.651
14	4 E.Bondi	28.304
15	37 L.Vieillard	28.585
16	16 L.Michel	28.815
17	19 A.Durednickova	29.103
18	14 M.Dobbs	29.872
19	88 D.Dal Zotto	30.015
20	26 K.Hand	31.984
21	41 A.Barale	33.467
22	22 M.Guarino	34.006
23	44 P.Sowa	36.321

18	88 D.Dal Zotto	36.748
19	14 M.Dobbs	38.934
20	26 K.Hand	39.984
21	22 M.Guarino	42.787
22	41 A.Barale	43.221
23	44 P.Sowa	45.715

Lap 10		
1	58 P.Ramos	18'52.907
2	36 B.Neila	0.187
3	6 M.Herrera	1.170
4	12 M.Sarapuech	2.104
5	96 R.Ponziani	8.317
6	83 A.Madrigal	11.550
7	94 L.Boudesseul	14.467
8	20 N.Rivera	14.638
9	15 C.Jones	14.750
10	46 P.Ruiz	14.956
11	8 T.Relph	16.045
12	11 Y.Cerpa	18.059
13	99 I.Carreno	31.122
14	4 E.Bondi	39.403
15	37 L.Vieillard	40.181
16	19 A.Durednickova	40.395
17	88 D.Dal Zotto	40.628
18	16 L.Michel	41.103
19	26 K.Hand	45.270
20	22 M.Guarino	47.349
21	41 A.Barale	47.639
22	14 M.Dobbs	48.204
23	44 P.Sowa	50.986

Lap 2		
1	6 M.Herrera	3'49.009
2	36 B.Neila	0.323
3	12 M.Sarapuech	0.664
4	58 P.Ramos	0.960
5	96 R.Ponziani	1.416
6	83 A.Madrigal	1.829
7	94 L.Boudesseul	2.977
8	15 C.Jones	3.243
9	46 P.Ruiz	3.714
10	8 T.Relph	4.760
11	11 Y.Cerpa	4.979
12	20 N.Rivera	5.270
13	99 I.Carreno	8.469
14	16 L.Michel	9.026
15	4 E.Bondi	9.371
16	37 L.Vieillard	10.076
17	19 A.Durednickova	10.305
18	14 M.Dobbs	10.783
19	41 A.Barale	12.218
20	26 K.Hand	12.397
21	88 D.Dal Zotto	12.485
22	22 M.Guarino	14.357
23	44 P.Sowa	15.204

Lap 5		
1	6 M.Herrera	9'28.010
2	36 B.Neila	0.203
3	12 M.Sarapuech	0.576
4	58 P.Ramos	0.772
5	96 R.Ponziani	2.471
6	83 A.Madrigal	4.984
7	94 L.Boudesseul	8.122
8	15 C.Jones	8.381
9	46 P.Ruiz	8.592
10	20 N.Rivera	8.794
11	8 T.Relph	8.893
12	11 Y.Cerpa	9.381
13	99 I.Carreno	16.726
14	4 E.Bondi	21.347
15	37 L.Vieillard	21.381
16	16 L.Michel	21.636
17	14 M.Dobbs	22.046
18	19 A.Durednickova	22.217
19	88 D.Dal Zotto	22.533
20	26 K.Hand	24.961
21	41 A.Barale	25.658
22	22 M.Guarino	27.150
23	44 P.Sowa	28.296

Lap 8		
1	36 B.Neila	15'08.046
2	6 M.Herrera	0.120
3	12 M.Sarapuech	0.505
4	58 P.Ramos	0.681
5	96 R.Ponziani	5.248
6	83 A.Madrigal	8.006
7	94 L.Boudesseul	10.993
8	15 C.Jones	11.243
9	20 N.Rivera	11.339
10	46 P.Ruiz	11.725
11	8 T.Relph	12.777
12	11 Y.Cerpa	13.387
13	99 I.Carreno	24.191
14	4 E.Bondi	31.602
15	37 L.Vieillard	31.764
16	16 L.Michel	31.918
17	19 A.Durednickova	32.161
18	88 D.Dal Zotto	32.572
19	14 M.Dobbs	33.692
20	26 K.Hand	35.788
21	22 M.Guarino	37.903
22	41 A.Barale	38.466
23	44 P.Sowa	40.585

Lap 11		
1	58 P.Ramos	20'46.328
2	36 B.Neila	0.227
3	6 M.Herrera	0.241
4	12 M.Sarapuech	2.715
5	96 R.Ponziani	10.429
6	83 A.Madrigal	12.573
7	94 L.Boudesseul	15.662
8	20 N.Rivera	15.774
9	15 C.Jones	15.844
10	46 P.Ruiz	16.174
11	8 T.Relph	16.970
12	11 Y.Cerpa	19.970
13	99 I.Carreno	33.995
14	4 E.Bondi	42.187
15	37 L.Vieillard	42.720
16	19 A.Durednickova	43.143
17	88 D.Dal Zotto	43.586
18	16 L.Michel	44.047
19	26 K.Hand	49.619
20	41 A.Barale	51.930
21	14 M.Dobbs	53.804
22	44 P.Sowa	54.918

Lap 3		
1	6 M.Herrera	5'42.034
2	36 B.Neila	0.316
3	12 M.Sarapuech	0.489
4	58 P.Ramos	0.847
5	96 R.Ponziani	1.452
6	83 A.Madrigal	2.524
7	94 L.Boudesseul	4.625
8	15 C.Jones	5.066
9	46 P.Ruiz	5.261
10	8 T.Relph	6.140
11	20 N.Rivera	6.290
12	11 Y.Cerpa	6.826
13	99 I.Carreno	11.069
14	4 E.Bondi	13.196
15	16 L.Michel	13.331
16	19 A.Durednickova	13.642
17	37 L.Vieillard	13.857
18	14 M.Dobbs	14.031
19	88 D.Dal Zotto	15.023
20	26 K.Hand	16.612
21	41 A.Barale	17.170

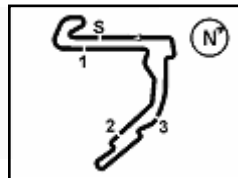
Lap 6		
1	36 B.Neila	11'21.632
2	12 M.Sarapuech	0.185
3	6 M.Herrera	0.250
4	58 P.Ramos	0.568
5	96 R.Ponziani	2.801
6	83 A.Madrigal	5.759
7	94 L.Boudesseul	8.895
8	15 C.Jones	9.222
9	20 N.Rivera	9.729
10	46 P.Ruiz	9.992
11	8 T.Relph	10.101
12	11 Y.Cerpa	10.481
13	99 I.Carreno	19.083
14	4 E.Bondi	25.023
15	37 L.Vieillard	25.307
16	16 L.Michel	25.466
17	14 M.Dobbs	26.172
18	19 A.Durednickova	26.233
19	88 D.Dal Zotto	26.442

Lap 9		
1	36 B.Neila	17'00.634
2	6 M.Herrera	0.096
3	58 P.Ramos	0.338
4	12 M.Sarapuech	0.625
5	96 R.Ponziani	6.632
6	83 A.Madrigal	9.642
7	94 L.Boudesseul	12.452
8	20 N.Rivera	12.703
9	15 C.Jones	12.911
10	46 P.Ruiz	13.310
11	8 T.Relph	14.078
12	11 Y.Cerpa	15.492
13	99 I.Carreno	27.412
14	4 E.Bondi	35.435
15	37 L.Vieillard	35.648
16	19 A.Durednickova	35.933
17	16 L.Michel	36.310

03/05/2026

These data/results cannot be reproduced, stored and/or transmitted in whole or in part by any manner of electronic, mechanical, photocopying, recording, broadcasting or otherwise now known or herein after developed without the previous express consent by the copyright owner, except for reproduction in daily press and regular printed publications on sale to the public within 60 days of the event related to those data/results and always provided that copyright symbol appears together as follows below.

© DORNA WSBK ORGANIZATION Srl 2026



Motul Hungarian Round, 1-3 May 2026
Lap Chart Race 2

Race Pace Comparison

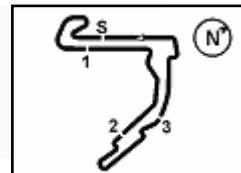
	58 Ram	36 Nei	6 Her	12 Sar	96 Pon	83 Mad	94 Bou	20 Riv	15 Jon	46 Rui	8 Rel	11 Cer	99 Car	4 Bon
1	1'56.422	1'55.714	1'56.002	1'56.648	1'57.127	1'57.261	1'57.747	1'59.351	1'58.286	1'58.177	1'59.114	1'59.534	2'01.306	2'01.948
2	1'53.547	1'53.618	1'53.007	1'53.025	1'53.298	1'53.577	1'54.239	1'54.928	1'53.966	1'54.546	1'54.655	1'54.454	1'56.172	1'56.432
3	1'52.912	1'53.018	1'53.025	1'52.850	1'53.061	1'53.720	1'54.673	1'54.045	1'54.848	1'54.572	1'54.405	1'54.872	1'55.625	1'56.850
4	1'52.791	1'52.927	1'52.990	1'52.993	1'53.027	1'53.968	1'54.787	1'53.955	1'54.754	1'54.797	1'54.373	1'54.246	1'55.691	1'57.144
5	1'53.110	1'52.936	1'52.986	1'53.070	1'53.968	1'54.468	1'54.686	1'54.525	1'54.537	1'54.510	1'54.356	1'54.285	1'55.942	1'56.983
6	1'53.418	1'53.419	1'53.872	1'53.231	1'53.952	1'54.397	1'54.395	1'54.557	1'54.463	1'55.022	1'54.830	1'54.722	1'55.979	1'57.298
7	1'53.367	1'53.302	1'53.126	1'53.399	1'54.324	1'54.347	1'54.221	1'53.838	1'54.180	1'53.863	1'54.973	1'54.881	1'55.870	1'56.583
8	1'53.160	1'53.112	1'53.158	1'53.335	1'54.537	1'54.314	1'54.291	1'54.186	1'54.255	1'54.284	1'54.117	1'54.439	1'55.652	1'56.410
9	1'52.245	1'52.588	1'52.564	1'52.708	1'53.972	1'54.224	1'54.047	1'53.952	1'54.256	1'54.173	1'53.889	1'54.693	1'55.809	1'56.421
10	1'51.935	1'52.460	1'53.347	1'53.752	1'53.958	1'54.181	1'54.288	1'54.208	1'54.112	1'53.919	1'54.240	1'54.840	1'55.983	1'56.241
11	1'53.421	1'53.461	1'52.492	1'54.032	1'55.533	1'54.444	1'54.616	1'54.557	1'54.515	1'54.639	1'54.346	1'55.332	1'56.294	1'56.205

	37 Vie	19 Our	88 Dal	16 Mic	26 Han	41 Bar	14 Dob	44 Sow	22 Gua	66 Dan
1	2'02.219	2'02.442	2'04.521	2'01.507	2'03.874	2'03.531	2'02.750	2'04.370	2'04.846	1'58.837
2	1'56.866	1'56.872	1'56.973	1'56.528	1'57.532	1'57.696	1'57.042	1'59.843	1'58.520	
3	1'56.806	1'56.362	1'55.563	1'57.330	1'57.240	1'57.977	1'56.273	1'57.712	1'57.394	
4	1'56.930	1'58.004	1'56.942	1'57.646	1'57.355	1'57.299	1'57.328	1'57.569	1'57.333	
5	1'56.570	1'56.547	1'56.544	1'56.635	1'56.970	1'57.165	1'56.663	1'56.812	1'57.067	
6	1'57.548	1'57.638	1'57.531	1'57.452	1'56.936	1'57.461	1'57.748	1'57.545	1'57.274	
7	1'56.580	1'56.172	1'56.875	1'56.651	1'57.011	1'57.272	1'57.002	1'57.404	1'56.506	
8	1'56.291	1'56.170	1'55.669	1'56.215	1'56.916	1'58.111	1'56.932	1'57.376	1'57.009	
9	1'56.472	1'56.360	1'56.764	1'56.980	1'56.784	1'57.343	1'57.830	1'57.718	1'57.472	
10	1'56.806	1'56.735	1'56.153	1'57.066	1'57.559	1'56.691	2'01.543	1'57.544	1'56.835	
11	1'55.960	1'56.169	1'56.379	1'56.365	1'57.770	1'57.712	1'59.021	1'57.353		

03/05/2026

These data/results cannot be reproduced, stored and/or transmitted in whole or in part by any manner of electronic, mechanical, photocopying, recording, broadcasting or otherwise now known or herein after developed without the previous express consent by the copyright owner, except for reproduction in daily press and regular printed publications on sale to the public within 60 days of the event related to those data/results and always provided that copyright symbol appears together as follows below.

© DORNA WSBK ORGANIZATION Srl 2026



Balaton Park Circuit 4.075 m

Motul Hungarian Round, 1-3 May 2026
Chronological Analysis Race 2

Start at 13:00'45.609

1 / 3

1° 58 P. RAMOS [1'51.935]							
Lap	Seg1	Seg2	Seg3	Seg4	Lap Time	km/h	Local Time
1		27.737	31.212	21.597	1'56.422	99,1	13:02'42.031
2	33.877	27.034	31.068	21.568	1'53.547	195,3	13:04'35.578
3	34.073	26.975	30.452	21.412	1'52.912	195,7	13:06'28.490
4	33.703	26.815	30.748	21.525	1'52.791	195,3	13:08'21.281
5	33.738	26.888	30.705	21.779	1'53.110	197,8	13:10'14.391
6	33.847	26.736	31.136	21.699	1'53.418	194,6	13:12'07.809
7	33.951	26.702	30.997	21.717	1'53.367	194,6	13:14'01.176
8	33.824	26.727	30.917	21.692	1'53.160	194,6	13:15'54.336
9	33.723	26.550	30.482	21.490	1'52.245	195,7	13:17'46.581
10	33.364	26.668	30.418	21.485	1'51.935	198,2	13:19'38.516
11	33.524	27.128	30.984	21.785	1'53.421	190,8	13:21'31.937
Race Time 20'46.328							

2° 36 B. NEILA [1'52.460]							
Lap	Seg1	Seg2	Seg3	Seg4	Lap Time	km/h	Local Time
1		27.212	30.764	21.762	1'55.714	100,2	13:02'41.323
2	34.073	27.104	30.720	21.721	1'53.618	191,5	13:04'34.941
3	33.755	26.921	30.666	21.676	1'53.018	193,2	13:06'27.959
4	33.828	26.712	30.659	21.728	1'52.927	191,8	13:08'20.886
5	33.874	26.643	30.821	21.598	1'52.936	192,5	13:10'13.822
6	33.938	26.880	30.838	21.763	1'53.419	192,5	13:12'07.241
7	33.996	26.778	30.830	21.698	1'53.302	188,8	13:14'00.543
8	34.085	26.763	30.638	21.626	1'53.112	187,8	13:15'53.655
9	33.829	26.633	30.522	21.604	1'52.588	190,5	13:17'46.243
10	33.647	26.873	30.520	21.420	1'52.460	190,8	13:19'38.703
11	33.496	26.936	30.924	22.105	1'53.461	193,9	13:21'32.164
Race Time 20'46.555							

3° 6 M. HERRERA [1'52.492]							
Lap	Seg1	Seg2	Seg3	Seg4	Lap Time	km/h	Local Time
1		27.370	30.812	21.874	1'56.002	106,1	13:02'41.611
2	33.870	26.872	30.657	21.608	1'53.007	196,4	13:04'34.618
3	33.872	26.926	30.550	21.677	1'53.025	192,9	13:06'27.643
4	33.883	26.827	30.577	21.703	1'52.990	191,8	13:08'20.633
5	33.865	26.790	30.745	21.586	1'52.986	192,2	13:10'13.619
6	33.972	27.168	31.188	21.544	1'53.872	191,2	13:12'07.491
7	34.016	26.670	30.814	21.626	1'53.126	194,9	13:14'00.617
8	34.106	26.745	30.775	21.532	1'53.158	191,8	13:15'53.775
9	33.854	26.611	30.615	21.484	1'52.564	191,2	13:17'46.339
10	33.847	26.725	31.106	21.669	1'53.347	189,8	13:19'39.686
11	33.532	26.625	30.561	21.774	1'52.492	194,6	13:21'32.178
Race Time 20'46.569							

4° 12 M. SARAPUECH [1'52.850]							
Lap	Seg1	Seg2	Seg3	Seg4	Lap Time	km/h	Local Time
1		27.322	31.363	21.734	1'56.648	104,3	13:02'42.257
2	33.680	27.022	30.846	21.477	1'53.025	196,7	13:04'35.282
3	33.748	26.758	30.745	21.599	1'52.850	194,6	13:06'28.132
4	33.827	26.722	30.793	21.651	1'52.993C	193,9	13:08'21.125
5	33.691	26.755	30.804	21.820	1'53.070	194,9	13:10'14.195
6	33.682	26.858	30.945	21.746	1'53.231	191,5	13:12'07.426
7	34.033	26.801	31.011	21.554	1'53.399	193,9	13:14'00.825
8	33.967	26.776	30.934	21.658	1'53.335	196,0	13:15'54.160
9	33.743	26.763	30.762	21.440	1'52.708C	194,6	13:17'46.868
10	33.565	26.474	31.031	22.682	1'53.752	195,7	13:19'40.620
11	34.183	26.895	30.871	22.083	1'54.032	191,5	13:21'34.652
Race Time 20'49.043							

5° 96 R. PONZIANI [1'53.027]							
Lap	Seg1	Seg2	Seg3	Seg4	Lap Time	km/h	Local Time
1		27.356	31.362	21.874	1'57.127	104,1	13:02'42.736
2	33.768	27.118	30.894	21.518	1'53.298	196,4	13:04'36.034
3	33.891	26.960	30.771	21.439	1'53.061	194,6	13:06'29.095
4	33.628	27.015	30.863	21.521	1'53.027	194,2	13:08'22.122
5	33.966	27.203	31.035	21.764	1'53.968	194,2	13:10'16.090

6	33.962	27.274	31.053	21.663	1'53.952	190,8	13:12'10.042
7	34.083	27.272	31.232	21.737	1'54.324	191,8	13:14'04.366
8	34.341	27.199	31.227	21.770	1'54.537	191,2	13:15'58.903
9	34.239	27.090	31.018	21.625	1'53.972	191,8	13:17'52.875
10	34.051	27.077	31.094	21.736	1'53.958	192,2	13:19'46.833
11	34.519	27.677	31.365	21.972	1'55.533	191,8	13:21'42.366
Race Time 20'56.757							

6° 83 A. MADRIGAL [1'53.577]							
Lap	Seg1	Seg2	Seg3	Seg4	Lap Time	km/h	Local Time
1		27.401	31.451	21.729	1'57.261	113,3	13:02'42.870
2	33.780	27.098	31.116	21.583	1'53.577	196,0	13:04'36.447
3	33.859	27.063	31.003	21.795	1'53.720	192,9	13:06'30.167
4	34.000	27.235	30.926	21.807	1'53.968	189,5	13:08'24.135
5	34.062	27.302	31.161	21.943	1'54.468	188,8	13:10'18.603
6	34.050	27.250	31.154	21.943	1'54.397	187,8	13:12'13.000
7	34.092	27.121	31.303	21.831	1'54.347	187,8	13:14'07.347
8	34.205	27.201	31.085	21.823	1'54.314	187,2	13:16'01.661
9	34.163	27.310	30.957	21.794	1'54.224	188,2	13:17'55.885
10	34.008	27.257	31.119	21.797	1'54.181	188,5	13:19'50.066
11	34.061	27.445	31.097	21.841	1'54.444	189,1	13:21'44.510
Race Time 20'58.901							

7° 94 L. BOUDESSEUL [1'54.047]							
Lap	Seg1	Seg2	Seg3	Seg4	Lap Time	km/h	Local Time
1		27.158	31.553	21.893	1'57.747	110,2	13:02'43.356
2	34.153	26.887	31.487	21.712	1'54.239	196,4	13:04'37.595
3	34.273	27.011	31.506	21.883	1'54.673	193,9	13:06'32.268
4	34.299	27.161	31.418	21.909	1'54.787	192,9	13:08'27.055
5	34.317	27.009	31.489	21.871	1'54.686	192,5	13:10'21.741
6	34.264	26.871	31.403	21.857	1'54.395	191,2	13:12'16.136
7	34.143	26.760	31.427	21.891	1'54.221	191,5	13:14'10.357
8	34.073	26.725	31.573	21.920	1'54.291	191,5	13:16'04.648
9	34.077	26.706	31.475	21.789	1'54.047	192,2	13:17'58.695
10	34.207	26.760	31.439	21.882	1'54.288	192,5	13:19'52.983
11	34.129	26.985	31.602	21.900	1'54.616	192,9	13:21'47.599
Race Time 21'01.990							

8° 20 N. RIVERA [1'53.838]							
Lap	Seg1	Seg2	Seg3	Seg4	Lap Time	km/h	Local Time
1		27.763	31.797	21.937	1'59.351	105,7	13:02'44.960
2	34.198	27.190	31.450	22.090	1'54.928C	197,1	13:04'39.888
3	34.135	27.126	30.925	21.859	1'54.045	195,3	13:06'33.933
4	33.956	27.161	30.971	21.867	1'53.955	196,7	13:08'27.888
5	34.135	27.154	31.323	21.913	1'54.525	195,3	13:10'22.413
6	34.341	26.824	31.443	21.949	1'54.557	194,6	13:12'16.970
7	33.795	26.765	31.389	21.889	1'53.838	190,8	13:14'10.808
8	34.198	26.611	31.505	21.872	1'54.186	194,6	13:16'04.994
9	33.841	26.848	31.406	21.857	1'53.952	194,2	13:17'58.946
10	34.048	26.850	31.461	21.849	1'54.208	193,2	13:19'53.154
11	34.042	27.041	31.623	21.851	1'54.557	192,9	13:21'47.711
Race Time 21'02.102							

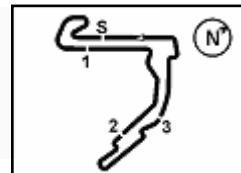
9° 15 C. JONES [1'53.966]							
Lap	Seg1	Seg2	Seg3	Seg4	Lap Time	km/h	Local Time
1		27.096	31.795	21.917	1'58.286	116,9	13:02'43.895
2	33.864	26.934	31.360	21.808	1'53.966	197,8	13:04'37.861
3	34.159	26.985	31.641	22.063	1'54.848	194,9	13:06'32.709
4	34.117	27.099	31.577	21.961	1'54.754	192,9	13:08'27.463
5	34.237	27.097	31.328	21.875	1'54.537	192,2	13:10'22.000
6	34.238	26.841	31.558	21.826	1'54.463	191,5	13:12'16.463
7	34.090	26.783	31.450	21.857	1'54.180	191,8	13:14'10.643
8	34.113	26.669	31.581	21.892	1'54.255	192,5	13:16'04.898
9	34.143	26.871	31.429	21.813	1'54.256	192,9	13:17'59.154
10	34.003	26.940	31.347	21.822	1'54.112	195,3	13:19'53.266
11	34.114	27.066	31.509	21.826	1'54.515	197,1	13:21'47.781
Race Time 21'02.172							

03/05/2026

P = Pits In/Out - C = Lap Time Cancelled

These data/results cannot be reproduced, stored and/or transmitted in whole or in part by any manner of electronic, mechanical, photocopying, recording, broadcasting or otherwise now known or herein after developed without the previous express consent by the copyright owner, except for reproduction in daily press and regular printed publications on sale to the public within 60 days of the event related to those data/results and always provided that copyright symbol appears together as follows below.

© DORNA WSBK ORGANIZATION Srl 2026



Motul Hungarian Round, 1-3 May 2026

Chronological Analysis Race 2

Start at 13:00'45.609

2 / 3

10° 46 P. RUIZ (1'53.863)							
Lap	Seg1	Seg2	Seg3	Seg4	Lap Time	km/h	Local Time
1		27.284	31.662	21.994	1'58.177	112,0	13:02'43.786
2	34.603	27.035	31.179	21.729	1'54.546	193,2	13:04'38.332
3	33.888	27.015	31.616	22.053	1'54.572	193,2	13:06'32.904
4	34.043	27.041	31.770	21.943	1'54.797	194,2	13:08'27.701
5	34.068	27.273	31.347	21.822	1'54.510	192,9	13:10'22.211
6	34.110	26.954	31.629	22.329	1'55.022	191,2	13:12'17.233
7	33.945	26.848	31.187	21.883	1'53.863	191,2	13:14'11.096
8	34.054	26.685	31.722	21.823	1'54.284	191,8	13:16'05.380
9	34.166	26.806	31.355	21.846	1'54.173	191,8	13:17'59.553
10	33.750	27.018	31.369	21.782	1'53.919	192,5	13:19'53.472
11	34.048	27.103	31.618	21.870	1'54.639	194,2	13:21'48.111
Race Time 21'02.502							

6	35.174	27.662	32.073	22.389	1'57.298	182,4	13:12'32.264
7	34.835	27.532	31.816	22.400	1'56.583	187,5	13:14'28.847
8	34.823	27.493	31.801	22.293	1'56.410	187,5	13:16'25.257
9	34.911	27.431	31.784	22.295	1'56.421	188,8	13:18'21.678
10	34.742	27.587	31.806	22.106	1'56.241	188,5	13:20'17.919
11	34.532	27.763	31.733	22.177	1'56.205	190,1	13:22'14.124
Race Time 21'28.515							

11° 8 T. RELPH (1'53.889)							
Lap	Seg1	Seg2	Seg3	Seg4	Lap Time	km/h	Local Time
1		27.703	31.729	21.961	1'59.114	115,4	13:02'44.723
2	33.964	27.242	31.424	22.025	1'54.655	195,3	13:04'39.378
3	34.022	27.303	31.152	21.928	1'54.405	193,2	13:06'33.783
4	34.291	27.151	31.260	21.671	1'54.373	193,2	13:08'28.156
5	34.054	27.155	31.287	21.860	1'54.356	196,4	13:10'22.512
6	34.431	26.851	31.402	22.146	1'54.830	196,0	13:12'17.342
7	34.408	26.996	31.557	22.012	1'54.973	195,7	13:14'12.315
8	34.117	27.087	31.099	21.814	1'54.117	191,5	13:16'06.432
9	34.065	26.770	31.285	21.769	1'53.889	192,5	13:18'00.321
10	34.038	27.116	31.268	21.818	1'54.240	193,5	13:19'54.561
11	33.932	26.983	31.441	21.990	1'54.346	193,5	13:21'48.907
Race Time 21'03.298							

15° 37 L. VIEILLARD (1'55.960)							
Lap	Seg1	Seg2	Seg3	Seg4	Lap Time	km/h	Local Time
1		28.392	32.548	22.367	2'02.219	129,3	13:02'47.828
2	34.566	27.566	32.531	22.203	1'56.866C	193,5	13:04'44.694
3	34.753	28.047	31.751	22.255	1'56.806	191,2	13:06'41.500
4	35.076	27.585	32.025	22.244	1'56.930	193,9	13:08'38.430
5	34.663	27.559	32.220	22.128	1'56.570	190,8	13:10'35.000
6	35.013	27.908	32.388	22.239	1'57.548	186,9	13:12'32.548
7	34.602	27.556	32.120	22.302	1'56.580	191,2	13:14'29.128
8	34.694	27.542	31.830	22.225	1'56.291	191,2	13:16'25.419
9	34.584	27.921	31.857	22.110	1'56.472	193,9	13:18'21.891
10	34.587	27.458	32.744	22.017	1'56.806C	191,2	13:20'18.697
11	34.576	27.482	31.793	22.109	1'55.960	190,8	13:22'14.657
Race Time 21'29.048							

12° 11 Y. CERPA (1'54.246)							
Lap	Seg1	Seg2	Seg3	Seg4	Lap Time	km/h	Local Time
1		27.742	31.781	22.029	1'59.534	121,5	13:02'45.143
2	34.040	27.030	31.382	22.002	1'54.454	199,3	13:04'39.597
3	34.237	27.358	31.324	21.953	1'54.872	195,7	13:06'34.469
4	34.118	27.031	31.142	21.955	1'54.246	193,5	13:08'28.715
5	34.128	26.988	31.181	21.988	1'54.285	194,2	13:10'23.000
6	34.158	27.003	31.269	22.292	1'54.722	193,9	13:12'17.722
7	34.218	26.998	31.610	22.055	1'54.881	194,2	13:14'12.603
8	34.406	26.887	31.205	21.941	1'54.439	193,9	13:16'07.042
9	34.155	27.100	31.395	22.043	1'54.693	193,9	13:18'01.735
10	34.275	27.050	31.518	21.997	1'54.840	192,9	13:19'56.575
11	34.319	27.353	31.502	22.158	1'55.332	192,9	13:21'51.907
Race Time 21'06.298							

16° 19 A. DUREDNICKOVA (1'56.169)							
Lap	Seg1	Seg2	Seg3	Seg4	Lap Time	km/h	Local Time
1		28.322	32.554	22.393	2'02.442	125,4	13:02'48.051
2	34.715	27.769	32.075	22.313	1'56.872C	193,9	13:04'44.923
3	34.628	27.689	31.647	22.398	1'56.362	192,2	13:06'41.285
4	35.594	27.864	32.235	22.311	1'58.004	193,2	13:08'39.289
5	34.788	27.524	32.019	22.216	1'56.547	194,9	13:10'35.836
6	34.894	27.928	32.183	22.633	1'57.638	196,4	13:12'33.474
7	34.601	27.411	31.925	22.235	1'56.172	192,2	13:14'29.646
8	34.737	27.558	31.770	22.105	1'56.170	193,9	13:16'25.816
9	34.782	27.684	31.705	22.189	1'56.360	194,6	13:18'22.176
10	34.703	27.451	32.458	22.123	1'56.735	193,2	13:20'18.911
11	34.552	27.833	31.500	22.284	1'56.169	191,5	13:22'15.080
Race Time 21'29.471							

13° 99 I. CARRENO (1'55.625)							
Lap	Seg1	Seg2	Seg3	Seg4	Lap Time	km/h	Local Time
1		27.885	32.075	22.350	2'01.306	114,9	13:02'46.915
2	34.858	27.649	31.469	22.196	1'56.172	190,8	13:04'43.007
3	34.503	27.383	31.601	22.138	1'55.625	190,1	13:06'38.712
4	34.459	27.481	31.602	22.149	1'55.691	188,8	13:08'34.403
5	34.381	27.518	31.770	22.273	1'55.942	189,5	13:10'30.345
6	34.553	27.437	31.667	22.322	1'55.979	186,9	13:12'26.324
7	34.463	27.458	31.716	22.233	1'55.870	187,8	13:14'22.194
8	34.450	27.407	31.548	22.247	1'55.652	187,2	13:16'17.846
9	34.426	27.455	31.677	22.251	1'55.809	188,2	13:18'13.655
10	34.579	27.593	31.736	22.075	1'55.983	189,1	13:20'09.638
11	34.523	27.734	31.893	22.144	1'56.294	189,8	13:22'05.932
Race Time 21'20.323							

17° 88 D. DAL ZOTTO (1'55.563)							
Lap	Seg1	Seg2	Seg3	Seg4	Lap Time	km/h	Local Time
1		28.526	32.425	22.876	2'04.521	126,2	13:02'50.130
2	35.073	27.772	31.467	22.661	1'56.973C	196,4	13:04'47.103
3	34.400	27.757	31.293	22.113	1'55.563	198,5	13:06'42.666
4	34.358	28.018	32.099	22.467	1'56.942	191,2	13:08'39.608
5	34.592	27.676	31.994	22.282	1'56.544	193,2	13:10'36.152
6	34.846	27.917	32.104	22.664	1'57.531	191,8	13:12'33.683
7	34.931	28.079	31.684	22.181	1'56.875	193,2	13:14'30.558
8	34.311	27.511	31.490	22.357	1'55.669	193,5	13:16'26.227
9	34.658	27.822	31.845	22.439	1'56.764	191,8	13:18'22.991
10	34.309	27.649	32.154	22.041	1'56.153	191,5	13:20'19.144
11	34.461	27.890	31.477	22.551	1'56.379	192,9	13:22'15.523
Race Time 21'29.914							

14° 4 E. BONDI (1'56.205)							
Lap	Seg1	Seg2	Seg3	Seg4	Lap Time	km/h	Local Time
1		28.169	32.443	22.373	2'01.948	133,2	13:02'47.557
2	34.579	27.765	31.668	22.420	1'56.432	193,2	13:04'43.989
3	34.566	27.777	32.091	22.416	1'56.850	191,8	13:06'40.839
4	35.158	27.686	31.772	22.528	1'57.144	188,5	13:08'37.983
5	34.896	27.617	31.955	22.515	1'56.983	188,8	13:10'34.966

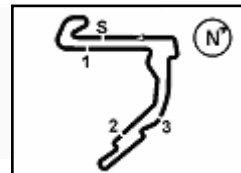
18° 16 L. MICHEL (1'56.215)							
Lap	Seg1	Seg2	Seg3	Seg4	Lap Time	km/h	Local Time
1		28.369	32.158	22.305	2'01.507	124,4	13:02'47.116
2	34.476	28.043	31.733	22.276	1'56.528	191,5	13:04'43.644
3	34.671	28.077	32.254	22.328	1'57.330	193,5	13:06'40.974
4	35.203	28.092	32.201	22.150	1'57.646	193,2	13:08'38.620
5	34.891	27.644	31.910	22.190	1'56.635	195,7	13:10'35.255
6	34.975	27.975	32.312	22.190	1'57.452	194,6	13:12'32.707
7	34.735	27.665	31.909	22.342	1'56.651	194,2	13:14'29.358
8	34.807	27.576	31.665	22.167	1'56.215	195,3	13:16'25.573
9	34.896	27.947	31.922	22.215	1'56.980	196,0	13:18'22.553
10	34.570	27.863	32.446	22.187	1'57.066	193,5	13:20'19.619
11	34.577	27.761	31.562	22.465	1'56.365	196,7	13:22'15.984
Race Time 21'30.375							

03/05/2026

P = Pits In/Out - C = Lap Time Cancelled

These data/results cannot be reproduced, stored and/or transmitted in whole or in part by any manner of electronic, mechanical, photocopying, recording, broadcasting or otherwise now known or herein after developed without the previous express consent by the copyright owner, except for reproduction in daily press and regular printed publications on sale to the public within 60 days of the event related to those data/results and always provided that copyright symbol appears together as follows below.

© DORNA WSBK ORGANIZATION Srl 2026



Balaton Park Circuit 4.075 m

Motul Hungarian Round, 1-3 May 2026

Chronological Analysis Race 2

Start at 13:00'45.609

3 / 3

19° 26 K. HAND [1'56.784]							
Lap	Seg.1	Seg.2	Seg.3	Seg.4	Lap Time	km/h	Local Time
1		28.375	32.671	22.818	2'03.874	131,9	13:02'49.483
2	34.990	28.046	31.803	22.693	1'57.532C	194,6	13:04'47.015
3	35.069	27.938	31.770	22.463	1'57.240	195,7	13:06'44.255
4	34.903	28.108	31.888	22.456	1'57.355	191,5	13:08'41.610
5	34.799	27.898	31.830	22.443	1'56.970	191,8	13:10'38.580
6	34.875	27.790	31.863	22.408	1'56.936	190,8	13:12'35.516
7	34.910	27.867	31.815	22.419	1'57.011	191,2	13:14'32.527
8	34.822	27.915	31.761	22.418	1'56.916	190,5	13:16'29.443
9	34.839	27.769	31.819	22.357	1'56.784	191,8	13:18'26.227
10	34.731	28.260	32.068	22.500	1'57.559	192,5	13:20'23.786
11	35.166	28.233	31.817	22.554	1'57.770	192,2	13:22'21.556
Race Time 21'35.947							

6	35.139	27.767	32.005	22.363	1'57.274	189,1	13:12'38.043
7	34.768	27.550	31.840	22.348	1'56.506	190,1	13:14'34.549
8	34.932	27.377	32.322	22.378	1'57.009	191,5	13:16'31.558
9	35.367	27.543	32.036	22.526	1'57.472	189,8	13:18'29.030
10	34.842	27.603	31.955	22.435	1'56.835	189,8	13:20'25.865
Race Time 19'40.256							

20° 41 A. BARALE [1'56.691]							
Lap	Seg.1	Seg.2	Seg.3	Seg.4	Lap Time	km/h	Local Time
1		28.365	32.657	22.685	2'03.531	128,7	13:02'49.140
2	34.804	28.170	31.854	22.868	1'57.696C	192,5	13:04'46.836
3	35.193	28.057	32.091	22.636	1'57.977	191,2	13:06'44.813
4	34.975	27.726	31.943	22.655	1'57.299	190,8	13:08'42.112
5	34.866	27.775	31.804	22.720	1'57.165	191,5	13:10'39.277
6	34.975	27.847	31.977	22.662	1'57.461	189,5	13:12'36.738
7	34.914	27.717	31.906	22.735	1'57.272	189,1	13:14'34.010
8	35.102	27.788	32.602	22.619	1'58.111	188,8	13:16'32.121
9	34.857	27.809	32.100	22.577	1'57.343	189,8	13:18'29.464
10	34.490	27.633	32.088	22.480	1'56.691	191,8	13:20'26.155
11	34.850	28.315	31.942	22.605	1'57.712	192,2	13:22'23.867
Race Time 21'38.258							

RET 66 K. DANAK							
Lap	Seg.1	Seg.2	Seg.3	Seg.4	Lap Time	km/h	Local Time
1		27.369	31.745	22.163	1'58.837	119,5	13:02'44.446
Race Time 1'58.837							

21° 14 M. DOBBS [1'56.273]							
Lap	Seg.1	Seg.2	Seg.3	Seg.4	Lap Time	km/h	Local Time
1		28.605	32.440	22.292	2'02.750	125,0	13:02'48.359
2	34.627	27.933	31.998	22.484	1'57.042C	196,4	13:04'45.401
3	34.619	27.759	31.795	22.100	1'56.273	193,5	13:06'41.674
4	35.093	27.851	32.174	22.210	1'57.328	196,0	13:08'39.002
5	34.748	27.840	31.823	22.252	1'56.663	193,5	13:10'35.665
6	34.990	27.889	32.197	22.672	1'57.748	192,5	13:12'33.413
7	35.122	27.913	31.683	22.284	1'57.002C	190,5	13:14'30.415
8	35.129	27.430	31.888	22.485	1'56.932	191,2	13:16'27.347
9	35.163	27.905	32.237	22.525	1'57.830	191,2	13:18'25.177
10	35.402	28.279	35.158	22.704	2'01.543	190,1	13:20'26.720
11	35.539	28.153	32.327	23.002	1'59.021	192,9	13:22'25.741
Race Time 21'40.132							

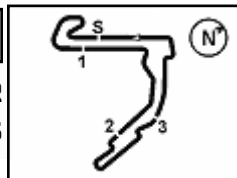
22° 44 P. SOWA [1'56.812]							
Lap	Seg.1	Seg.2	Seg.3	Seg.4	Lap Time	km/h	Local Time
1		27.962	32.275	25.573	2'04.370C	134,8	13:02'49.979
2	35.123	28.435	33.386	22.899	1'59.843C	194,9	13:04'49.822
3	34.881	28.077	32.234	22.520	1'57.712	192,5	13:06'47.534
4	34.897	27.833	32.216	22.623	1'57.569	192,2	13:08'45.103
5	34.669	27.750	32.007	22.386	1'56.812	191,5	13:10'41.915
6	34.808	27.958	32.244	22.535	1'57.545	190,1	13:12'39.460
7	34.682	27.822	32.368	22.532	1'57.404	190,8	13:14'36.864
8	34.919	27.700	32.207	22.550	1'57.376	190,5	13:16'34.240
9	34.952	27.652	32.526	22.588	1'57.718	190,5	13:18'31.958
10	34.913	27.761	32.295	22.575	1'57.544	191,2	13:20'29.502
11	34.879	27.683	32.217	22.574	1'57.353	191,2	13:22'26.855
Race Time 21'41.246							

RET 22 M. GUARINO [1'56.506]							
Lap	Seg.1	Seg.2	Seg.3	Seg.4	Lap Time	km/h	Local Time
1		28.277	32.857	23.008	2'04.846	120,0	13:02'50.455
2	35.393	27.648	32.965	22.514	1'58.520	193,9	13:04'48.975
3	34.978	27.568	32.404	22.444	1'57.394	189,8	13:06'46.369
4	35.097	27.847	31.877	22.512	1'57.333	187,5	13:08'43.702
5	34.940	27.731	32.012	22.384	1'57.067	190,8	13:10'40.769

03/05/2026 P = Pits In/Out - C = Lap Time Cancelled

These data/results cannot be reproduced, stored and/or transmitted in whole or in part by any manner of electronic, mechanical, photocopying, recording, broadcasting or otherwise now known or herein after developed without the previous express consent by the copyright owner, except for reproduction in daily press and regular printed publications on sale to the public within 60 days of the event related to those data/results and always provided that copyright symbol appears together as follows below.

© DORNA WSBK ORGANIZATION Srl 2026


**Motul Hungarian Round, 1-3 May 2026
Best Laps & Speeds**

No.	Rider Bike	Nat	Best Lap		FP		SP		WUP1		RC1		WUP2		RC2			
			LL	SPD	LL	SPD	LL	SPD	LL	SPD	LL	SPD	LL	SPD	LL	SPD		
1	58 P. RAMOS Yamaha YZF-R7	ESP	1'51.935 45 198,2		1'55.154 12 193,2		1'52.826 9 189,8		1'55.488 2 191,8		1'52.544 9 198,2		1'54.015 2 197,1		1'51.935 11 198,2			
2	6 M. HERRERA Yamaha YZF-R7	ESP	1'52.264 44 196,4		1'54.179 12 192,2		1'52.264 12 194,2				1'52.686 9 196,0				1'52.492 11 196,4			
3	36 B. NEILA Yamaha YZF-R7	ESP	1'52.460 48 196,7		1'54.416 12 196,7		1'53.969 12 194,9		1'52.900 4 192,9		1'52.626 9 195,3				1'52.460 11 193,9			
4	96 R. PONZIANI Yamaha YZF-R7	ITA	1'52.674 43 197,4		1'54.366 11 193,9		1'53.587 6 191,8		1'53.852 4 194,9		1'52.674 9 197,4		1'54.800 2 195,3		1'53.027 11 196,4			
5	12 M. SARAPUECH Yamaha YZF-R7	THA	1'52.850 51 199,3		1'55.572 13 193,9		1'53.923 11 193,5		1'53.931 4 194,2		1'53.692 9 199,3		1'54.938 3 192,5		1'52.850 11 196,7			
6	83 A. MADRIGAL Yamaha YZF-R7	MEX	1'53.577 44 196,0		1'56.172 11 194,2		1'54.457 7 190,5		1'54.360 4 194,2		1'54.128 9 194,6		1'55.193 2 189,1		1'53.577 11 196,0			
7	20 N. RIVERA Yamaha YZF-R7	ESP	1'53.838 52 197,1		1'56.585 12 192,9		1'54.694 12 189,1		1'54.979 4 191,5		1'54.034 9 196,7		1'54.964 4 190,1		1'53.838 11 197,1			
8	46 P. RUIZ Yamaha YZF-R7	ESP	1'53.833 52 195,3		1'56.578 12 192,9		1'54.098 12 193,2		1'54.166 4 192,9		1'54.110 9 195,3		1'53.833 4 190,5		1'53.863 11 194,2			
9	8 T. RELPH Yamaha YZF-R7	AUS	1'53.889 48 196,4		1'55.787 13 192,5		1'54.167 11 188,5		1'55.017 4 191,5		1'54.379 9 194,6				1'53.889 11 196,4			
10	99 I. CARRENO Yamaha YZF-R7	CHI	1'53.899 49 196,4		1'58.878 11 196,4		1'56.502 11 195,3		1'53.899 4 194,9		1'54.330 9 194,6		1'54.618 3 192,5		1'55.625 11 190,8			
11	15 C. JONES Yamaha YZF-R7	GBR	1'53.966 49 197,8		1'56.050 12 194,2		1'54.648 11 197,1		1'55.086 3 195,3		1'54.137 9 196,0		1'55.727 3 191,5		1'53.966 11 197,8			
12	94 L. BOUDESSEUL Yamaha YZF-R7	FRA	1'54.002 53 199,3		1'58.191 12 199,3		1'54.705 12 192,9		1'55.919 4 197,1		1'54.002 9 198,5		1'55.985 5 192,9		1'54.047 11 196,4			
13	11 Y. CERPA Yamaha YZF-R7	ESP	1'54.246 53 199,3		1'57.762 13 197,1		1'55.622 12 195,3		1'55.213 4 193,9		1'55.615 9 192,9		1'54.790 4 193,9		1'54.246 11 199,3			
14	66 K. DANAK Yamaha YZF-R7	POL	1'54.320 41 195,3		1'57.196 12 195,3		1'55.479 12 189,5		1'54.320 5 190,5		1'54.960 9 195,3		1'55.943 2 189,5		194,6			
15	88 D. DALZOTTO Yamaha YZF-R7	ITA	1'55.186 51 198,5		1'59.811 11 193,2		1'57.200 12 194,2		1'58.336 4 191,5		1'55.186 9 197,4		1'57.310 4 194,2		1'55.563 11 198,5			
16	19 A. OUREDNICKOVA Yamaha YZF-R7	CZE	1'55.706 48 198,2		1'58.178 12 198,2		1'56.847 11 192,5		1'56.156 4 190,5		1'55.706 8 193,9		1'58.929 2 194,2		1'56.169 11 196,4			
17	16 L. MICHEL Yamaha YZF-R7	GER	1'55.866 49 200,0		1'58.972 11 200,0		1'56.613 12 197,8		1'56.105 4 193,5		1'55.866 9 194,9		1'59.763 2 192,5		1'56.215 11 196,7			
18	37 L. VIEILLARD Yamaha YZF-R7	FRA	1'55.960 52 193,9		2'00.224 12 193,5		1'57.330 12 193,9		1'57.764 4 191,8		1'56.500 9 193,2		1'56.888 4 192,2		1'55.960 11 193,9			
19	4 E. BONDI Yamaha YZF-R7	FRA	1'56.205 30 195,7		1'57.610 11 188,5				1'56.478 4 195,7				1'56.897 4 193,5		1'56.205 11 193,2			
20	14 M. DOBBS Yamaha YZF-R7	USA	1'56.260 52 196,4		1'58.342 13 195,7		1'56.963 11 193,5		1'57.411 4 192,2		1'56.260 9 196,4		1'57.355 4 193,9		1'56.273 11 196,4			
21	22 M. GUARINO Yamaha YZF-R7	ITA	1'56.506 51 193,9		2'00.743 12 189,8		1'58.573 12 188,2		1'57.156 4 190,1		1'58.024 9 191,8		1'58.622 4 189,5		1'56.506 10 193,9			
22	41 A. BARALE Yamaha YZF-R7	ITA	1'56.691 51 192,5		2'00.515 11 190,8		1'57.980 12 191,8		1'59.730 4 188,8		1'57.932 9 191,8		1'58.115 4 191,8		1'56.691 11 192,5			
23	26 K. HAND Yamaha YZF-R7	GBR	1'56.784 51 195,7		2'00.713 12 194,6		1'59.011 12 193,9		1'58.638 3 190,8		1'57.774 9 195,7		1'58.289 4 193,9		1'56.784 11 195,7			
24	44 P. SOWA Yamaha YZF-R7	POL	1'56.812 52 195,7		2'00.075 12 193,2		1'59.139 12 193,5		1'58.280 4 191,5		1'57.993 9 195,7		1'57.378 4 193,2		1'56.812 11 194,9			

03/05/2026

These data/results cannot be reproduced, stored and/or transmitted in whole or in part by any manner of electronic, mechanical, photocopying, recording, broadcasting or otherwise now known or herein after developed without the previous express consent by the copyright owner, except for reproduction in daily press and regular printed publications on sale to the public within 60 days of the event related to those data/results and always provided that copyright symbol appears together as follows below.

© DORNA WSBK ORGANIZATION Srl 2026

FICR PERUGIA TIMING



Motul Hungarian Round, 1-3 May 2026

Fastest Laps Race 2

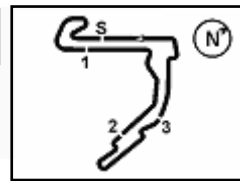
Balaton Park Circuit 4.075 m

No.	Rider	Nat	Team	Bike	Lap	Time	Gap
1	58 P. RAMOS	ESP	Klint Racing Team	Yamaha YZF-R7	10	1'51.935	
2	36 B. NEILA	ESP	Ampito Crescent Yamaha	Yamaha YZF-R7	10	1'52.460	0.525
3	6 M. HERRERA	ESP	Terra & Vita GRT Yamaha WorldWCR	Yamaha YZF-R7	11	1'52.492	0.557
4	12 M. SARAPUECH	THA	EEST NJT Racing Team	Yamaha YZF-R7	3	1'52.850	0.915
5	96 R. PONZIANI	ITA	Klint Racing Team	Yamaha YZF-R7	4	1'53.027	1.092
6	83 A. MADRIGAL	MEX	Pons Italika Racing FIMLA	Yamaha YZF-R7	2	1'53.577	1.642
7	20 N. RIVERA	ESP	Terra & Vita GRT Yamaha WorldWCR	Yamaha YZF-R7	7	1'53.838	1.903
8	46 P. RUIZ	ESP	PR46+1 Racing Team	Yamaha YZF-R7	7	1'53.863	1.928
9	8 T. RELPH	AUS	Full Throttle Racing	Yamaha YZF-R7	9	1'53.889	1.954
10	15 C. JONES	GBR	Monster Energy Crescent Yamaha	Yamaha YZF-R7	2	1'53.966	2.031
11	94 L. BOUDESSEUL	FRA	GMT94 Yamaha	Yamaha YZF-R7	9	1'54.047	2.112
12	11 Y. CERPA	ESP	MotosCerpa-Gradara Corse	Yamaha YZF-R7	4	1'54.246	2.311
13	88 D. DAL ZOTTO	ITA	PATA AG Motorsport Italia	Yamaha YZF-R7	3	1'55.563	3.628
14	99 I. CARRENO	CHI	Pons Italika Racing FIMLA	Yamaha YZF-R7	3	1'55.625	3.690
15	37 L. VIEILLARD	FRA	FT Racing Academy	Yamaha YZF-R7	11	1'55.960	4.025
16	19 A. OUREDNIKOVA	CZE	Daftmotoracing	Yamaha YZF-R7	11	1'56.169	4.234
17	4 E. BONDI	FRA	FT Racing Academy	Yamaha YZF-R7	11	1'56.205	4.270
18	16 L. MICHEL	GER	TSL-Racing	Yamaha YZF-R7	8	1'56.215	4.280
19	14 M. DOBBS	USA	YVS Sabadell Diva Racing	Yamaha YZF-R7	3	1'56.273	4.338
20	22 M. GUARINO	ITA	Prata Motor Sport	Yamaha YZF-R7	7	1'56.506	4.571
21	41 A. BARALE	ITA	Hadden Racing Team	Yamaha YZF-R7	10	1'56.691	4.756
22	26 K. HAND	GBR	Team Trasimeno	Yamaha YZF-R7	9	1'56.784	4.849
23	44 P. SOWA	POL	Team Trasimeno	Yamaha YZF-R7	5	1'56.812	4.877

03/05/2026

These data/results cannot be reproduced, stored and/or transmitted in whole or in part by any manner of electronic, mechanical, photocopying, recording, broadcasting or otherwise now known or herein after developed without the previous express consent by the copyright owner, except for reproduction in daily press and regular printed publications on sale to the public within 60 days of the event related to those data/results and always provided that copyright symbol appears together as follows below.

© DORNA WSBK ORGANIZATION Srl 2026



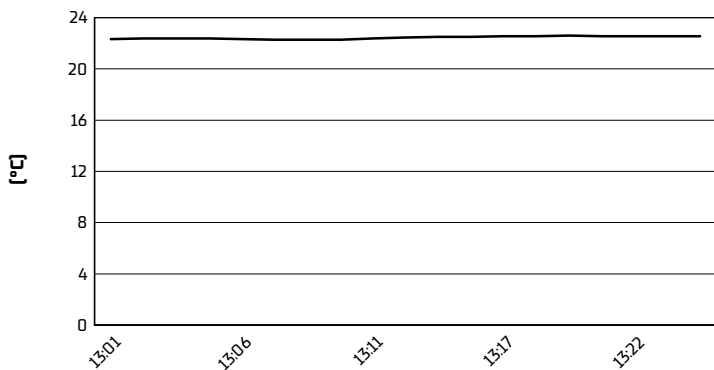
Balaton Park Circuit 4.075 m

Motul Hungarian Round, 1-3 May 2026

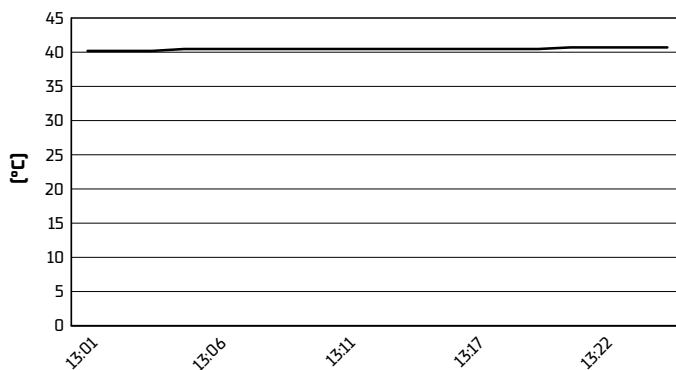
Weather Report Race 2

Session started 13:01 - Session ended 13:25

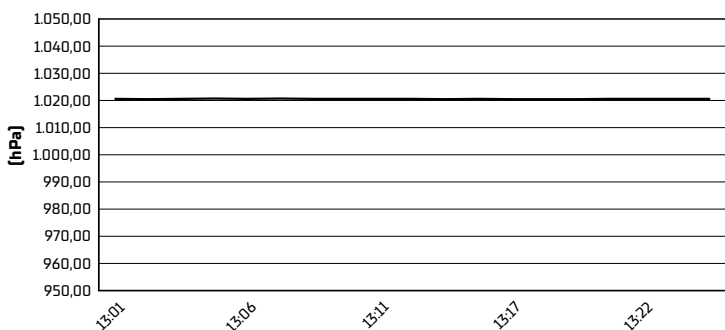
Air Temperature



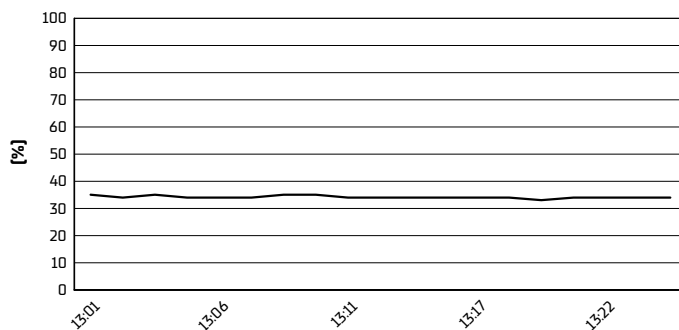
Track Temperature



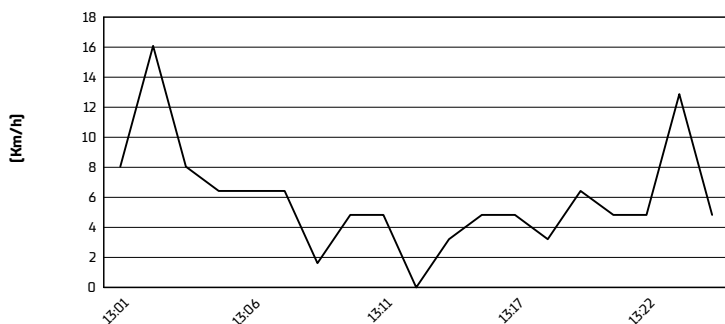
Air Pressure



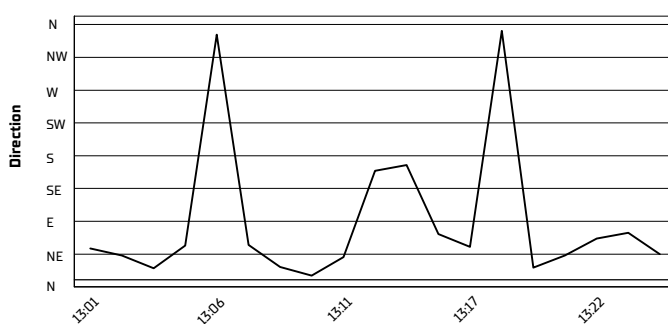
Humidity



Wind Speed



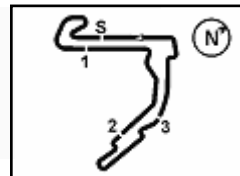
Wind Direction



03/05/2026

These data/results cannot be reproduced, stored and/or transmitted in whole or in part by any manner of electronic, mechanical, photocopying, recording, broadcasting or otherwise now known or herein after developed without the previous express consent by the copyright owner, except for reproduction in daily press and regular printed publications on sale to the public within 60 days of the event related to those data/results and always provided that copyright symbol appears together as follows below.

© DORNA WSBK ORGANIZATION Srl 2026



Motul Hungarian Round, 1-3 May 2026
Riders Performance

Balaton Park Circuit 4.075 m

	Points	Points From First	Points From Previous	March 29	April 19	May 3	June 14	July 12	October 18								
				PORTIMAO	ASSEN	BALATON	MISANO	DONINGTON	JEREZ	SP 1 2	SP 1 2	SP 1 2	SP 1 2	SP 1 2	SP 1 2	SP 1 2	SP 1 2
1 HERRERA	131			1 1 2	1 1 2	1 1 3											
2 NEILA	117	14		4 3 3	2 2 1	5 2 2											
3 RAMOS	86	45	31	2 2 1	3 Rt	2 3 1											
4 PONZIANI	76	55	10	3 6 4	7 3 4	3 4 5											
5 SARAPUECH	58	73	18	13 11 9	12 5 5	4 5 4											
6 RIVERA	49	82	9	10 8 7	9 6 11	10 7 8											
7 BOUDESSEUL	45	86	4	7 4 Rt	5 Rt 3	11 9 7											
8 JONES	45	86	0	14 13 14	11 4 6	9 6 9											
9 RUIZ	41	90	4	9 7 5	8 Rt 9	6 8 10											
10 MADRIGAL	34	97	7	11 18 11	10 7 12	8 10 6											
11 CERPA	32	99	2	5 9 6	13 17 7	13 14 12											
12 RELPH	32	99	0	6 10 8	4 Rt 8	7 11 11											
13 SANCHEZ	20	111	12	8 5 10	6 Rt 13												
14 DANAK	18	113	2	16 14 12	14 8 24	12 12 Rt											
15 CARRENO	12	119	6	17 19 Rt	23 10 18	14 13 13											
16 DAL ZOTTO	9	122	3	18 16 15	19 11 14	18 15 17											
17 VIEILLARD	8	123	1	15 12 13	16 Rt 17	19 18 15											
18 BARALE	7	124	1	22 20 21	20 9 19	20 21 20											
19 DOBBS	6	125	1	20 23 17	15 Rt 10	17 17 21											
20 SOWA	4	127	2	24 22 22	22 12 21	23 22 22											
21 MICHEL	3	128	1	25 21 19	24 13 25	15 16 18											
22 BONDI	3	128	0	12 Rt 16	18 19 15	Rt 14											
23 HAND	2	129	1	23 Rt 18	26 14 23	22 20 19											
24 DUREDNIKOVA	2	129	0	21 15 Rt	21 15 20	16 Rt 16											

03/05/2026

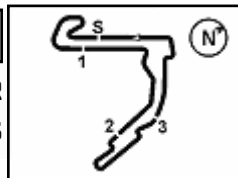
SP = Superpole - 1 = Race 1 - 2 = Race 2

Ns = Did Not Start - Rt = Retired - Ex = Excluded

These data/results cannot be reproduced, stored and/or transmitted in whole or in part by any manner of electronic, mechanical, photocopying, recording, broadcasting or otherwise now known or herein after developed without the previous express consent by the copyright owner, except for reproduction in daily press and regular printed publications on sale to the public within 60 days of the event related to those data/results and always provided that copyright symbol appears together as follows below.

© DORNA WSBK ORGANIZATION Srl 2026





Balaton Park Circuit 4.075 m

Motul Hungarian Round, 1-3 May 2026
Race Winners

	2024	2025	2026
01 Portimao	Herrera M. [ESP] YAM Carrasco A. [ESP] YAM		Herrera M. [ESP] YAM Ramos P. [ESP] YAM
02 Assen		Herrera M. [ESP] YAM Neila B. [ESP] YAM	Herrera M. [ESP] YAM Neila B. [ESP] YAM
03 Balaton		Herrera M. [ESP] YAM Neila B. [ESP] YAM	Herrera M. [ESP] YAM Ramos P. [ESP] YAM
04 Misano	Herrera M. [ESP] YAM Herrera M. [ESP] YAM		
05 Donington	Carrasco A. [ESP] YAM Herrera M. [ESP] YAM	Herrera M. [ESP] YAM Neila B. [ESP] YAM	
06 Jerez	Herrera M. [ESP] YAM Sanchez S. [ESP] YAM	Herrera M. [ESP] YAM Ramos P. [ESP] YAM	

2026

- 3** M. Herrera
- 2** **P. Ramos**
- 1** B. Neila

ALL TIMES

- 15** M. Herrera
- 5** B. Neila
- 4** A. Carrasco
- 3** **P. Ramos**
- 2** S. Sanchez
- 1** R. Ponziani

03/05/2026

These data/results cannot be reproduced, stored and/or transmitted in whole or in part by any manner of electronic, mechanical, photocopying, recording, broadcasting or otherwise now known or herein after developed without the previous express consent by the copyright owner, except for reproduction in daily press and regular printed publications on sale to the public within 60 days of the event related to those data/results and always provided that copyright symbol appears together as follows below.

© DORNA WSBK ORGANIZATION Srl 2026