

## Pirelli Emilia-Romagna Round, 12-14 June 2026

### Chronological Analysis Free Practice 1st Session

Misano Circuit Sic 58 4.226 m

1 / 4

1° 11 N. BULEGA (1'32.733)							
Lap	Seg1	Seg2	Seg3	Seg4	Lap Time	km/h	Local Time
							10:21'15.178
1	43.793	22.853	26.494	21.660	1'54.800P	263,4	10:23'09.978
2	26.434	21.109	25.631	21.071	1'34.245	272,0	10:24'44.223
3	26.351	21.103	25.375	20.841	1'33.670	<b>274,1</b>	10:26'17.893
4	26.149	20.904	25.300	20.829	1'33.182	272,0	10:27'51.075
5	26.156	20.950	25.249	20.793	1'33.148	<b>274,1</b>	10:29'24.223
6	26.200	20.784	25.213	<b>20.715</b>	1'32.912	271,4	10:30'57.135
7	<b>25.987</b>	20.812	<b>25.190</b>	20.744	<b>1'32.733</b>	272,0	10:32'29.868
8	26.067	21.496	27.100	9'15.002	10'29.665P	259,6	10:42'59.533
9	44.761	22.277	26.325	21.337	1'54.700P	265,4	10:44'54.233
10	26.200	21.377	25.386	20.899	1'33.862	269,3	10:46'28.095
11	26.019	20.848	25.260	20.938	1'33.065	272,7	10:48'01.160
12	26.227	<b>20.738</b>	25.700	20.931	1'33.596	272,7	10:49'34.756
13	26.138	20.857	25.238	20.874	1'33.107	272,7	10:51'07.863
14	26.194	20.878	25.361	20.884	1'33.317	272,7	10:52'41.180
15	26.044	20.778	25.508	20.867	1'33.197	271,4	10:54'14.377
16	26.122	20.900	25.418	20.890	1'33.330	272,0	10:55'47.707
17	28.846	22.062	26.794	3'17.872	4'35.574CP	264,1	11:00'23.281
18	43.599	21.818	26.365	21.340	1'53.122P	266,7	11:02'16.403
19	26.209	20.978	25.403	21.058	1'33.648	272,0	11:03'50.051
20	26.124	20.771	25.425	20.888	1'33.208	270,0	11:05'23.259

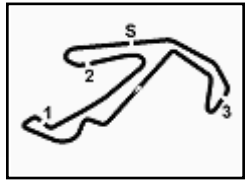
14	45.682	21.587	25.670	21.073	1'54.012P	270,0	10:56'11.588
15	26.174	21.016	25.335	20.852	1'33.377	271,4	10:57'44.965
16	26.178	20.939	25.275	21.219	1'33.611	270,7	10:59'18.576
17	26.419	20.888	25.486	20.991	1'33.784	270,7	11:00'52.360
18	26.353	20.983	25.628	20.972	1'33.936C	270,7	11:02'26.296
19	26.331	21.028	25.376	20.916	1'33.651	271,4	11:03'59.947
20	28.035	22.056	27.072	22.537	1'39.700	265,4	11:05'39.647

2° 7 I. LECUONA (1'32.792)							
Lap	Seg1	Seg2	Seg3	Seg4	Lap Time	km/h	Local Time
							10:20'21.008
1	45.836	23.720	27.151	21.919	1'58.626P	264,7	10:22'19.634
2	27.027	21.693	25.744	21.249	1'35.713	271,4	10:23'55.347
3	26.461	21.299	25.377	21.029	1'34.166	273,4	10:25'29.513
4	26.175	21.053	25.371	20.986	1'33.585	273,4	10:27'03.098
5	26.660	21.146	25.448	21.134	1'34.388	272,0	10:28'37.486
6	26.186	20.994	25.265	20.858	1'33.303	273,4	10:30'10.789
7	26.050	20.925	25.173	20.952	1'33.100	<b>276,2</b>	10:31'43.889
8	28.651	21.197	25.385	7'48.653	9'03.886CP	272,7	10:40'47.775
9	43.022	21.625	25.577	21.028	1'51.252P	270,7	10:42'39.027
10	26.052	20.973	25.787	20.905	1'33.717	273,4	10:44'12.744
11	26.001	20.855	25.260	20.900	1'33.016	272,7	10:45'45.760
12	25.989	20.913	25.195	20.881	1'32.978	274,1	10:47'18.738
13	27.142	21.352	29.546	22.836	1'40.876C	272,7	10:48'59.614
14	26.286	20.990	25.277	20.893	1'33.446	272,7	10:50'33.060
15	26.086	21.048	25.277	20.862	1'33.273	273,4	10:52'06.333
16	26.094	20.852	25.245	20.891	1'33.082	272,0	10:53'39.415
17	27.197	21.387	25.737	5'21.170	6'35.491CP	272,7	11:00'14.906
18	44.732	21.279	25.508	21.349	1'52.868P	274,8	11:02'07.774
19	<b>25.988</b>	20.896	25.184	20.863	1'32.931	272,7	11:03'40.705
20	26.021	<b>20.796</b>	<b>25.144</b>	<b>20.831</b>	<b>1'32.792</b>	274,8	11:05'13.497

4° 5 Y. MONTELLA (1'33.115)							
Lap	Seg1	Seg2	Seg3	Seg4	Lap Time	km/h	Local Time
							10:19'58.951
1	43.997	24.245	27.915	21.976	1'58.133P	260,2	10:21'57.084
2	27.051	21.700	25.885	21.211	1'35.847	270,7	10:23'32.931
3	26.354	21.342	25.505	21.230	1'34.431	270,7	10:25'07.362
4	26.274	21.101	25.309	21.223	1'33.907	270,7	10:26'41.269
5	26.173	21.111	25.354	21.106	1'33.744	270,7	10:28'15.013
6	26.186	21.007	<b>25.067</b>	21.005	1'33.265	271,4	10:29'48.278
7	<b>26.009</b>	21.018	25.141	<b>20.947</b>	<b>1'33.115</b>	270,7	10:31'21.393
8	26.142	20.948	25.161	20.964	1'33.215	270,0	10:32'54.608
9	26.209	<b>20.940</b>	25.106	20.966	1'33.221	271,4	10:34'27.829
10	26.115	20.955	25.179	21.096	1'33.345	270,7	10:36'01.174
11	28.455	21.828	26.095	10'48.140	12'04.518CP	268,7	10:48'05.692
12	47.314	21.503	25.423	21.102	1'55.342P	270,7	10:50'01.034
13	26.234	21.086	25.244	21.096	1'33.660	271,4	10:51'34.694
14	26.256	21.172	25.340	21.106	1'33.874	270,7	10:53'08.568
15	26.345	21.016	25.260	21.083	1'33.704	271,4	10:54'42.272
16	26.362	21.007	25.671	21.229	1'34.269	<b>272,0</b>	10:56'16.541
17	26.341	21.078	25.513	21.068	1'34.000	270,0	10:57'50.541
18	26.519	25.470	25.900	22.795	1'40.684	271,4	10:59'31.225
19	26.425	21.401	25.773	21.192	1'34.791	269,3	11:01'06.016
20	26.337	21.137	25.446	21.081	1'34.001	271,4	11:02'40.017
21	26.290	21.058	25.366	21.112	1'33.826	270,7	11:04'13.843
22	26.347	21.145	25.582	21.613	1'34.687	<b>272,0</b>	11:05'48.530

3° 14 S. LOWES (1'33.039)							
Lap	Seg1	Seg2	Seg3	Seg4	Lap Time	km/h	Local Time
							10:20'51.565
1	44.303	23.576	27.328	21.580	1'56.787P	257,1	10:22'48.352
2	26.514	21.040	25.494	20.969	1'34.017	271,4	10:24'22.369
3	26.277	20.924	25.283	20.855	1'33.339	<b>272,0</b>	10:25'55.708
4	28.162	21.405	25.834	21.314	1'36.715	270,7	10:27'32.423
5	26.200	20.899	<b>25.156</b>	<b>20.784</b>	<b>1'33.039</b>	<b>272,0</b>	10:29'05.462
6	26.231	<b>20.811</b>	25.784	20.969	1'33.795	<b>272,0</b>	10:30'39.257
7	<b>26.080</b>	20.921	25.221	20.991	1'33.213	271,4	10:32'12.470
8	28.698	22.130	27.692	7'31.605	8'50.125P	261,5	10:41'02.595
9	43.902	21.619	25.762	21.332	1'52.615P	268,7	10:42'55.210
10	26.174	21.337	25.300	20.991	1'33.802	271,4	10:44'29.012
11	26.187	21.039	25.369	20.845	1'33.440	271,4	10:46'02.452
12	26.136	20.882	25.203	21.087	1'33.308	271,4	10:47'35.760
13	32.652	23.860	26.295	5'19.009	6'41.816P	<b>272,0</b>	10:54'17.576

5° 67 A. SURRA (1'33.135)							
Lap	Seg1	Seg2	Seg3	Seg4	Lap Time	km/h	Local Time
							10:20'28.756
1	42.870	22.081	26.545	21.508	1'53.004P	270,0	10:22'21.760
2	26.389	21.414	25.966	21.155	1'34.924	272,7	10:23'56.684
3	26.336	21.358	25.807	21.048	1'34.549	<b>274,1</b>	10:25'31.233
4	26.162	21.143	25.631	20.992	1'33.928	272,0	10:27'05.161
5	26.358	21.348	26.736	22.100	1'36.542	267,3	10:28'41.703
6	26.341	21.356	25.649	20.951	1'34.297	271,4	10:30'16.000
7	26.181	21.158	25.807	21.032	1'34.178	268,0	10:31'50.178
8	29.645	21.851	27.136	10'43.022	12'01.654CP	259,0	10:43'51.832
9	44.424	23.785	25.877	21.092	1'55.178P	270,0	10:45'47.010
10	26.233	21.099	25.605	20.961	1'33.898	270,7	10:47'20.908
11	26.171	21.091	25.716	20.944	1'33.922	270,7	10:48'54.830
12	26.090	21.051	25.683	20.907	1'33.731	269,3	10:50'28.561
13	27.808	23.013	26.664	21.019	1'38.504C	269,3	10:52'07.065
14	26.104	21.008	25.568	20.954	1'33.634	272,0	10:53'40.699
15	26.824	21.534	26.241	4'48.636	6'03.235CP	268,7	10:59'43.934
16	53.347	22.946	26.079	20.975	2'03.347P	270,7	11:01'47.281
17	25.952	20.984	25.500	<b>20.750</b>	1'33.186	273,4	11:03'20.467
18	<b>25.886</b>	<b>20.933</b>	<b>25.457</b>	20.859	<b>1'33.135</b>	272,0	11:04'53.602
19	26.522	21.135	25.884	21.213	1'34.754C	272,0	11:06'28.356



**Pirelli Emilia-Romagna Round, 12-14 June 2026**  
**Chronological Analysis Free Practice 1st Session**

Misano Circuit Sic 58 4.226 m

2 / 4

4	26.357	21.752	26.007	21.128	1'35.244	267,3	10:27'49.218
5	26.379	21.304	25.716	21.189	1'34.588	267,3	10:29'23.806
6	26.414	21.348	25.400	21.083	1'34.245	<b>272,7</b>	10:30'58.051
7	26.254	21.142	25.516	21.058	1'33.970	269,3	10:32'32.021
8	29.515	22.492	26.784	21.984	1'40.775	263,4	10:34'12.796
9	26.177	21.199	25.426	<b>20.878</b>	1'33.680	268,7	10:35'46.476
10	29.564	21.962	27.075	21.516	1'40.117	262,8	10:37'26.593
11	26.270	21.183	25.445	21.007	1'33.905	270,0	10:39'00.498
12	30.211	21.666	26.213	21.001	1'39.091	266,0	10:40'39.589
13	<b>26.073</b>	21.115	25.349	20.964	1'33.501	269,3	10:42'13.090
14	28.427	22.596	27.715	10'54.799	12'13.537P	255,3	10:54'26.627
15	43.821	22.743	28.970	21.937	1'57.471P	262,8	10:56'24.098
16	26.333	21.325	28.230	21.308	1'37.196	260,9	10:58'01.294
17	26.087	21.096	25.276	20.998	1'33.457	270,0	10:59'34.751
18	26.174	21.153	25.372	20.975	1'33.674	270,7	11:01'08.425
19	26.282	21.155	25.396	20.941	1'33.774	<b>272,7</b>	11:02'42.199
20	26.170	<b>20.985</b>	<b>25.245</b>	20.934	<b>1'33.334</b>	270,7	11:04'15.533
21	26.303	21.048	25.380	20.957	1'33.688	<b>272,7</b>	11:05'49.221

9° 31 G. GERLOFF [1'33.640]							
Lap	Seg.1	Seg.2	Seg.3	Seg.4	Lap Time	km/h	Local Time
1	26.738	21.914	25.995	21.238	1'35.885	269,3	10:23'33.436
2	26.475	21.435	25.726	21.101	1'34.737	270,0	10:25'08.173
3	26.422	21.361	25.590	21.086	1'34.459	269,3	10:26'42.632
4	32.953	21.345	26.127	21.271	1'41.696C	272,7	10:28'24.328
5	26.556	21.340	25.783	21.213	1'34.892	<b>273,4</b>	10:29'59.220
6	27.225	21.838	26.103	21.264	1'36.430C	268,0	10:31'35.650
7	26.357	21.151	25.990	21.138	1'34.636	266,0	10:33'10.286
8	26.282	21.195	25.852	21.169	1'34.498	268,0	10:34'44.784
9	28.102	21.485	26.099	37.070	1'52.756CP	264,1	10:36'37.540
10	10'43.283	21.975	26.104	21.266	1'52.628P	266,7	10:48'30.168
11	26.654	21.384	25.923	21.143	1'35.104	268,7	10:50'05.272
12	26.964	21.370	26.277	33.265	1'47.876P	268,0	10:51'53.148
13	5'48.547	21.835	26.264	21.467	6'58.113P	264,7	10:58'51.261
14	26.067	21.191	25.707	<b>20.953</b>	1'33.918	266,7	11:00'25.179
15	<b>25.990</b>	<b>21.075</b>	25.582	20.993	<b>1'33.640</b>	269,3	11:01'58.819
16	26.003	21.119	<b>25.549</b>	21.181	1'33.852	269,3	11:03'32.671
17	28.023	21.429	27.846	21.182	1'38.480C	251,7	11:05'11.151

7° 97 X. VIERGE [1'33.446]							
Lap	Seg.1	Seg.2	Seg.3	Seg.4	Lap Time	km/h	Local Time
1	26.442	21.585	25.829	21.171	1'35.027	272,0	10:23'56.013
2	26.510	21.332	25.463	21.037	1'34.342	<b>274,1</b>	10:25'30.355
3	26.212	21.244	25.592	21.478	1'34.526	272,7	10:27'04.881
4	26.286	21.324	25.550	21.024	1'34.184	273,4	10:28'39.065
5	26.496	21.403	25.495	21.211	1'34.605	271,4	10:30'13.670
6	26.223	21.395	25.454	21.089	1'34.161	270,7	10:31'47.831
7	31.215	23.531	26.887	36.834	1'58.467CP	269,3	10:33'46.298
8	7'37.994	22.014	26.026	21.250	8'47.284P	267,3	10:42'33.582
9	26.538	21.371	25.397	21.150	1'34.456	269,3	10:44'08.038
10	26.208	21.344	25.573	21.108	1'34.233	268,7	10:45'42.271
11	26.308	21.265	25.541	21.104	1'34.218	267,3	10:47'16.489
12	26.378	21.407	25.641	23.046	1'36.472	268,0	10:48'52.961
13	33.474	23.219	27.334	35.887	1'59.914P	264,1	10:50'52.875
14	5'21.385	21.872	25.926	21.147	6'30.330P	266,0	10:57'23.205
15	<b>25.962</b>	21.237	<b>25.310</b>	<b>20.937</b>	<b>1'33.446</b>	270,0	10:58'56.651
16	26.732	21.600	26.065	21.311	1'35.708	267,3	11:00'32.359
17	26.120	21.228	25.698	22.988	1'36.034	269,3	11:02'08.393
18	26.122	<b>21.211</b>	25.396	21.142	1'33.871	270,0	11:03'42.264
19	31.232	25.364	26.579	22.186	1'45.361C	269,3	11:05'27.625

10° 87 R. GARDNER [1'33.679]							
Lap	Seg.1	Seg.2	Seg.3	Seg.4	Lap Time	km/h	Local Time
1	26.542	23.766	28.526	21.932	1'40.151	267,3	10:23'48.160
2	26.301	21.735	25.661	21.179	1'34.876	268,0	10:25'23.036
3	26.224	21.390	25.472	21.109	1'34.195	268,7	10:26'57.231
4	28.978	22.475	26.147	28.640	1'46.240	268,0	10:28'43.471
5	26.211	21.278	25.596	21.082	1'34.167	<b>272,0</b>	10:30'17.638
6	26.224	22.445	26.273	21.702	1'36.644	268,0	10:31'54.282
7	26.088	21.405	26.780	21.226	1'35.499	264,7	10:33'29.781
8	<b>26.039</b>	21.186	26.265	36.292	1'49.782P	267,3	10:35'19.563
9	7'42.717	24.641	26.424	21.569	8'55.351P	267,3	10:44'14.914
10	26.149	21.350	25.540	21.235	1'34.274	269,3	10:45'49.188
11	26.409	21.212	25.545	21.184	1'34.350	270,0	10:47'23.538
12	26.159	21.206	25.484	21.218	1'34.067	269,3	10:48'57.605
13	27.397	22.773	29.983	22.474	1'42.627	261,5	10:50'40.232
14	26.220	21.332	25.435	21.095	1'34.082	270,0	10:52'14.314
15	28.367	21.830	26.262	36.216	1'52.675CP	267,3	10:54'06.989
16	5'02.805	22.292	27.428	21.801	6'14.326P	254,7	11:00'21.315
17	26.250	21.253	25.638	21.175	1'34.316	268,0	11:01'55.631
18	26.123	21.290	<b>25.406</b>	<b>21.037</b>	1'33.856	271,4	11:03'29.487
19	26.068	<b>21.135</b>	<b>25.406</b>	21.070	<b>1'33.679</b>	270,7	11:05'03.166

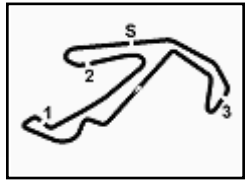
8° 47 A. BASSANI [1'33.637]							
Lap	Seg.1	Seg.2	Seg.3	Seg.4	Lap Time	km/h	Local Time
1	26.397	21.314	25.632	21.319	1'34.662	266,7	10:24'04.039
2	26.307	21.165	25.539	21.128	1'34.139	269,3	10:25'38.178
3	26.135	21.039	25.460	21.088	1'33.722	268,7	10:27'11.900
4	26.293	21.080	25.480	21.145	1'33.998	267,3	10:28'45.898
5	30.809	22.579	26.814	21.981	1'42.183C	262,8	10:30'28.081
6	26.147	21.131	25.524	21.082	1'33.884	266,7	10:32'01.965
7	30.700	22.479	26.753	34.441	1'54.373P	264,1	10:33'56.338
8	10'10.938	22.012	26.229	21.411	11'20.590CP	263,4	10:45'16.928
9	26.185	21.315	25.640	21.081	1'34.221	267,3	10:46'51.149
10	26.139	<b>21.027</b>	<b>25.298</b>	21.089	1'33.553C	269,3	10:48'24.702
11	26.210	21.028	26.202	24.083	1'37.523	270,7	10:50'02.225
12	30.903	21.568	26.183	33.610	1'52.264CP	<b>271,4</b>	10:51'54.489
13	5'51.423	21.818	26.035	21.336	7'00.612P	266,0	10:58'55.101
14	<b>26.077</b>	21.093	25.454	<b>21.013</b>	<b>1'33.637</b>	267,3	11:00'28.738
15	26.153	21.035	25.447	21.053	1'33.688	266,0	11:02'02.426
16	35.258	22.384	26.978	23.794	1'48.414C	264,7	11:03'50.840
17	26.351	21.215	26.113	21.965	1'35.644C	268,7	11:05'26.484

11° 22 A. LOWES [1'33.687]							
Lap	Seg.1	Seg.2	Seg.3	Seg.4	Lap Time	km/h	Local Time
1	26.470	22.324	26.587	21.667	1'34.650	264,1	10:22'40.139
2	26.300	21.190	25.833	21.157	1'34.238	268,0	10:24'14.789
3	<b>26.081</b>	21.030	25.697	21.073	1'33.825	268,0	10:25'49.027
4	31.476	21.727	27.053	35.616	1'55.872CP	266,7	10:27'22.852
5	6'36.894	21.924	26.426	21.224	7'46.468P	267,3	10:29'18.724
6	26.281	21.115	25.620	21.224	1'34.075	264,7	10:37'05.192
7	26.185	21.025	25.603	21.059	1'34.075	267,3	10:38'39.267
8	26.152	20.987	25.617	<b>20.874</b>	1'33.687	268,0	10:40'12.954
9	27.411	21.462	26.141	20.934	1'33.690	266,7	10:41'46.644
10	10'14.186	21.519	26.723	34.255	1'49.269P	264,7	10:43'35.913
11	26.300	21.046	<b>25.475</b>	21.698	1'24.126P	<b>270,0</b>	10:55'00.039
12	26.286	21.058	25.599	21.101	1'33.922	268,7	10:56'33.961
13	26.244	<b>20.940</b>	25.582	21.131	1'34.074	<b>270,0</b>	10:58'08.035
14	32.900	21.706	25.946	20.944	1'33.710	<b>270,0</b>	10:59'41.745
15	26.331	21.200	25.684	21.090	1'41.642C	266,7	11:01'23.387
16	26.235	21.274	25.602	21.074	1'34.289	269,3	11:02'57.676
17	26.338	21.022	25.527	21.111	1'34.222	269,3	11:04'31.898
				21.077	1'33.964	266,0	11:06'05.862

12/06/2026 P = Pits In/Out - C = Lap Time Cancelled

These data/results cannot be reproduced, stored and/or transmitted in whole or in part by any manner of electronic, mechanical, photocopying, recording, broadcasting or otherwise now known or herein after developed without the previous express consent by the copyright owner, except for reproduction in daily press and regular printed publications on sale to the public within 60 days of the event related to those data/results and always provided that copyright symbol appears together as follows below.

© DORNA WSBK ORGANIZATION Srl 2026



## Pirelli Emilia-Romagna Round, 12-14 June 2026

### Chronological Analysis Free Practice 1st Session

Misano Circuit Sic 58 4.226 m

3 / 4

#### 12° 95 T. MACKENZIE [1'33.792]

Lap	Seg1	Seg2	Seg3	Seg4	Lap Time	km/h	Local Time
							10:20'10.983
1	44.142	23.079	27.339	21.714	1'56.274P	263,4	10:22'07.257
2	26.667	21.531	26.046	21.420	1'35.664	<b>274,8</b>	10:23'42.921
3	26.443	21.281	26.639	21.258	1'35.621	269,3	10:25'18.542
4	26.652	21.215	25.613	21.193	1'34.673	269,3	10:26'53.215
5	26.481	21.115	25.508	21.246	1'34.350	270,0	10:28'27.565
6	26.444	21.229	25.479	21.314	1'34.466	271,4	10:30'02.031
7	26.648	21.057	25.475	21.113	1'34.293	273,4	10:31'36.324
8	30.337	21.403	25.836	21.268	1'38.844C	270,0	10:33'15.168
9	26.408	<b>21.044</b>	25.589	21.178	1'34.219	271,4	10:34'49.387
10	26.537	21.078	26.053	11'46.923	13'00.591P	270,0	10:47'49.978
11	48.744	24.761	26.211	22.589	2'02.305P	271,4	10:49'52.283
12	26.686	21.180	25.569	21.264	1'34.699	273,4	10:51'26.982
13	26.439	21.129	25.432	<b>21.002</b>	1'34.002	270,7	10:53'00.984
14	26.375	21.102	25.495	21.008	1'33.980	274,1	10:54'34.964
15	26.595	26.363	29.087	4'48.713	6'10.758P	242,7	11:00'45.722
16	44.983	25.983	25.891	21.325	1'58.182P	272,7	11:02'43.904
17	<b>26.296</b>	21.070	<b>25.355</b>	21.071	<b>1'33.792</b>	273,4	11:04'17.696
18	30.689	21.765	25.982	22.628	1'41.064C	270,0	11:05'58.760

14	26.300	21.338	25.611	21.165	1'34.414	269,3	11:03'11.097
15	26.240	21.382	25.678	21.165	1'34.465	268,7	11:04'45.562
16	26.274	21.623	25.917	21.169	1'34.983	268,7	11:06'20.545

#### 15° 60 M. VAN DER MARK [1'34.092]

Lap	Seg1	Seg2	Seg3	Seg4	Lap Time	km/h	Local Time
							10:21'55.932
1	27.510	23.790	27.617	22.769	22.396	262,1	10:21'55.932
2	26.977	22.584	26.539	22.396	1'39.029	272,0	10:23'34.961
3	26.819	21.407	26.124	21.420	1'36.154	272,7	10:25'11.115
4	26.641	21.316	26.045	21.550	1'35.900	272,7	10:26'47.015
5	29.511	21.545	25.950	21.263	1'35.170	270,0	10:28'22.185
6	26.586	21.495	25.791	21.332	1'38.179C	272,7	10:30'00.364
7	29.423	21.254	26.245	21.315	1'35.641	270,0	10:31'36.005
8	26.598	21.240	27.940	21.284	1'39.901C	265,4	10:33'15.906
9	26.578	21.408	25.710	21.316	1'34.864	272,7	10:34'50.770
10	10'31.093	21.911	26.192	33.791	1'48.804P	255,9	10:36'39.574
11	26.804	21.911	26.192	21.661	1'40.857P	270,7	10:48'20.431
12	26.605	21.295	25.984	21.256	1'35.339	271,4	10:49'55.770
13	28.440	21.202	25.855	21.623	1'35.285	271,4	10:51'31.055
14	2'20.908	22.848	25.860	32.813	1'49.961CP	273,4	10:53'21.016
15	26.398	24.581	26.733	21.810	3'34.032P	272,0	10:56'55.048
16	26.189	21.108	25.578	21.217	1'34.301	272,0	10:58'29.349
17	26.202	21.061	<b>25.497</b>	21.372	1'34.119	272,0	11:00'03.468
18	31.430	21.013	25.623	21.271	1'34.109	272,0	11:01'37.577
19	<b>26.143</b>	21.444	26.234	21.556	1'40.664	272,0	11:03'18.241
20	26.252	21.153	27.578	21.563	1'36.437	272,0	11:04'54.678
		<b>21.001</b>	25.651	<b>21.188</b>	<b>1'34.092</b>	<b>274,1</b>	11:06'28.770

#### 13° 19 A. BAUTISTA [1'33.919]

Lap	Seg1	Seg2	Seg3	Seg4	Lap Time	km/h	Local Time
							10:21'14.103
1	44.619	23.418	27.024	22.030	1'57.091P	270,7	10:23'11.194
2	26.898	21.443	26.107	21.696	1'36.144	274,8	10:24'47.338
3	26.634	22.665	25.995	21.405	1'36.699	273,4	10:26'24.037
4	26.522	21.201	25.637	21.263	1'34.623	274,8	10:27'58.660
5	26.479	21.263	25.693	21.195	1'34.630	275,5	10:29'33.290
6	26.398	21.148	25.621	21.215	1'34.382	274,1	10:31'07.672
7	26.352	21.157	25.501	21.093	1'34.103	274,1	10:32'41.775
8	27.683	23.497	27.187	9'16.650	10'35.017P	268,7	10:43'16.792
9	42.850	21.829	26.207	21.309	1'52.195P	271,4	10:45'08.987
10	26.432	21.242	25.464	21.190	1'34.328	274,1	10:46'43.315
11	26.352	21.156	25.606	21.139	1'34.253	274,8	10:48'17.568
12	26.399	21.134	25.520	21.190	1'34.243	276,9	10:49'51.811
13	26.474	21.245	25.564	21.293	1'34.576	274,8	10:51'26.387
14	26.405	21.250	25.470	21.193	1'34.318	274,8	10:53'00.705
15	26.344	21.110	25.445	21.037	1'33.936	274,8	10:54'34.641
16	29.112	23.693	29.189	3'53.178	5'15.172CP	218,2	10:59'49.813
17	44.637	23.806	25.967	21.307	1'55.717P	272,7	11:01'45.530
18	26.275	21.093	25.444	21.209	1'34.021	<b>277,6</b>	11:03'19.551
19	<b>26.220</b>	21.051	<b>25.357</b>	21.089	1'33.717C	274,8	11:04'53.268
20	26.375	<b>21.046</b>	25.493	<b>21.005</b>	<b>1'33.919</b>	276,9	11:06'27.187

#### 16° 62 S. MANZI [1'34.106]

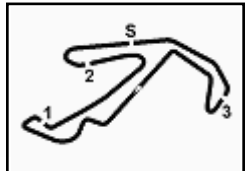
Lap	Seg1	Seg2	Seg3	Seg4	Lap Time	km/h	Local Time
							10:22'03.596
1	28.104	25.058	31.238	36.599	2'00.999P	166,2	10:24'04.595
2	9'53.030	22.189	26.164	21.799	11'03.182P	265,4	10:35'07.777
3	26.422	21.817	26.146	21.470	1'35.855	265,4	10:36'43.632
4	26.412	21.444	25.942	21.340	1'35.138	266,7	10:38'18.770
5	26.323	21.225	25.782	21.264	1'34.594	266,7	10:39'53.364
6	27.191	21.496	25.792	21.192	1'35.671C	266,7	10:41'29.035
7	26.293	21.136	25.628	21.177	1'34.234	267,3	10:43'03.269
8	26.254	21.096	25.644	21.162	1'34.156	266,0	10:44'37.425
9	28.224	21.795	26.111	21.304	1'37.434C	266,0	10:46'14.859
10	26.172	21.147	25.652	21.168	1'34.139C	268,0	10:47'48.998
11	29.924	21.989	26.197	21.331	1'39.441C	268,7	10:49'28.439
12	26.222	21.150	25.684	21.191	1'34.247	268,0	10:51'02.686
13	32.528	23.471	27.356	35.946	1'59.301CP	250,6	10:53'01.987
14	6'53.610	27.651	26.155	21.286	8'08.702P	266,0	11:01'10.689
15	26.166	21.316	<b>25.514</b>	<b>21.110</b>	<b>1'34.106</b>	269,3	11:02'44.795
16	<b>26.096</b>	<b>21.054</b>	25.546	26.034	1'38.730	<b>270,7</b>	11:04'23.525
17	27.257	21.529	25.810	21.461	1'36.057	268,7	11:05'59.582

#### 14° 55 A. LOCATELLI [1'34.051]

Lap	Seg1	Seg2	Seg3	Seg4	Lap Time	km/h	Local Time
							10:22'19.797
1	27.097	23.636	27.230	21.844	1'35.896	271,4	10:23'55.693
2	26.495	21.699	25.846	21.254	1'35.503	272,7	10:25'30.196
3	<b>26.146</b>	21.183	25.600	<b>21.122</b>	<b>1'34.051</b>	270,7	10:27'04.247
4	26.433	21.204	26.331	24.045	1'38.013	262,8	10:28'42.260
5	26.420	<b>21.155</b>	25.683	21.209	1'34.467	<b>274,1</b>	10:30'16.727
6	26.376	21.186	25.556	21.153	1'34.271	272,0	10:31'50.998
7	26.492	21.472	26.509	36.162	1'50.635P	268,0	10:33'41.633
8	12'47.863	21.564	25.702	21.631	13'56.760P	268,7	10:47'38.393
9	26.458	21.330	25.625	21.138	1'34.551C	268,7	10:49'12.944
10	26.557	21.342	25.828	21.207	1'34.934	268,0	10:50'47.878
11	26.785	21.499	25.818	33.471	1'47.573CP	267,3	10:52'35.451
12	6'17.960	21.754	25.832	21.261	7'26.807P	266,0	11:00'02.258
13	26.306	21.291	25.606	21.222	1'34.425	267,3	11:01'36.683

#### 17° 88 M. OLIVEIRA [1'34.125]

Lap	Seg1	Seg2	Seg3	Seg4	Lap Time	km/h	Local Time
							10:22'04.516
1	3'30.839	22.907	27.213	34.140	268,0	10:22'04.516	
2	29.256	22.007	26.224	21.766	4'40.836P	271,4	10:26'45.352
3	26.585	21.862	26.352	21.243	1'38.713	271,4	10:28'24.065
4	27.477	21.388	25.736	21.065	1'34.774	272,7	10:29'58.839
5	27.477	22.482	27.634	21.414	1'39.007	242,7	10:31'37.846
6	26.685	21.314	25.853	21.095	1'34.947	270,7	10:33'12.793
7							



**Pirelli Emilia-Romagna Round, 12-14 June 2026**  
**Chronological Analysis Free Practice 1st Session**

12	26.379	21.318	25.559	21.071	1'34.327	273,4	10:54'38.799	6	26.638	22.272	27.961	21.981	1'38.852	240,5	10:30'08.917
13	26.387	21.180	25.680	21.090	1'34.337	272,7	10:56'13.136	7	26.474	21.617	25.748	21.669	1'35.508	267,3	10:31'44.425
14	28.606	23.540	26.360	21.466	1'39.972C	269,3	10:57'53.108	8	26.455	21.437	26.142	21.458	1'35.492	268,0	10:33'19.917
15	26.490	21.236	25.616	21.028	1'34.370	271,4	10:59'27.478	9	26.595	21.541	28.914	38.821	1'55.871P	266,7	10:35'15.788
16	29.783	22.598	26.078	21.300	1'39.759C	272,0	11:01'07.237	10					6'13.635P		10:41'29.423
17	<b>26.372</b>	<b>21.113</b>	<b>25.549</b>	21.091	<b>1'34.125</b>	<b>274,1</b>	11:02'41.362	11	44.992	21.981	26.195	21.490	1'54.658P	267,3	10:43'24.081
18	30.727	22.072	26.699	34.411	1'53.909CP	270,0	11:04'35.271	12	26.397	21.667	25.680	21.468	1'35.212	266,7	10:44'59.293

**18° 46 T. BRIDEWELL (1'34.196)**

Lap	Seg1	Seg2	Seg3	Seg4	Lap Time	km/h	Local Time
							10:20'19.398
1	43.113	23.274	27.566	22.181	1'56.134P	259,6	10:22'15.532
2	27.012	23.560	30.258	22.422	1'43.252	148,8	10:23'58.784
3	26.461	21.461	25.726	21.401	1'35.049	271,4	10:25'33.833
4	26.359	21.225	25.641	<b>21.143</b>	1'34.368	270,7	10:27'08.201
5	26.337	21.288	27.500	22.814	1'37.939C	267,3	10:28'46.140
6	26.598	21.429	25.742	21.207	1'34.976	271,4	10:30'21.116
7	26.318	21.389	25.599	21.221	1'34.527	272,7	10:31'55.643
8	26.410	26.073	26.987	10'31.715	11'51.185P	268,0	10:43'46.828
9	44.849	22.503	27.802	21.273	1'56.427P	240,5	10:45'43.255
10	<b>26.167</b>	21.353	25.479	21.197	<b>1'34.196</b>	270,7	10:47'17.451
11	26.357	21.162	<b>25.472</b>	21.219	1'34.210	<b>273,4</b>	10:48'51.661
12	31.384	24.501	25.562	21.178	1'42.625C	<b>273,4</b>	10:50'34.286
13	26.227	21.300	25.676	21.243	1'34.446	272,0	10:52'08.732
14	29.018	22.582	26.936	7'54.744	9'13.280CP	264,1	11:01'22.012
15	45.211	26.194	26.808	21.631	1'59.844P	263,4	11:03'21.856
16	26.851	22.532	25.858	21.459	1'36.700	270,7	11:04'58.556
17	26.327	<b>21.161</b>	25.651	21.146	1'34.285	272,7	11:06'32.841

**19° 35 S. CHANTRA (1'34.356)**

Lap	Seg1	Seg2	Seg3	Seg4	Lap Time	km/h	Local Time
							10:20'31.635
1	44.774	23.481	27.847	22.224	1'58.326P	264,1	10:22'29.961
2	26.757	21.851	25.977	21.590	1'36.175	267,3	10:24'06.136
3	27.017	21.728	25.936	21.392	1'36.073	<b>268,7</b>	10:25'42.209
4	26.594	21.589	25.960	21.358	1'35.501	267,3	10:27'17.710
5	27.666	21.913	26.256	21.303	1'37.138C	264,1	10:28'54.848
6	26.500	21.558	25.756	21.203	1'35.017	268,0	10:30'29.865
7	26.508	<b>21.242</b>	25.680	21.211	1'34.641	<b>268,7</b>	10:32'04.506
8	26.672	21.749	26.391	21.595	1'36.407	265,4	10:33'40.913
9	26.374	21.456	25.847	21.251	1'34.928	267,3	10:35'15.841
10	26.529	21.276	25.834	21.591	1'35.230	266,7	10:36'51.071
11	26.463	21.514	25.877	21.523	1'35.377	<b>268,7</b>	10:38'26.448
12	29.426	22.720	27.531	9'57.730	11'17.407CP	260,9	10:49'43.855
13	50.871	22.649	26.484	21.856	2'01.860P	264,7	10:51'45.715
14	26.589	21.724	25.764	21.274	1'35.351	264,7	10:53'21.066
15	26.344	21.549	25.712	21.235	1'34.840	<b>268,7</b>	10:54'55.906
16	<b>26.215</b>	21.356	<b>25.620</b>	<b>21.165</b>	<b>1'34.356</b>	<b>268,7</b>	10:56'30.262
17	26.374	21.588	26.015	21.642	1'35.619	266,7	10:58'05.881
18	26.289	21.529	25.750	21.383	1'34.951	266,7	10:59'40.832
19	26.386	21.610	25.897	21.463	1'35.356	266,7	11:01'16.188
20	26.500	21.807	26.261	21.775	1'36.343	264,7	11:02'52.531
21	26.484	21.630	25.908	21.413	1'35.435	266,7	11:04'27.966
22	26.379	21.447	25.809	21.428	1'35.063	266,7	11:06'03.029

**20° 54 B. SOFUOGLU (1'34.549)**

Lap	Seg1	Seg2	Seg3	Seg4	Lap Time	km/h	Local Time
							10:20'07.298
1	45.979	22.880	27.573	22.092	1'58.524P	265,4	10:22'05.822
2	27.057	21.979	26.478	22.065	1'37.579	267,3	10:23'43.401
3	26.595	21.765	26.151	21.364	1'35.875	268,0	10:25'19.276
4	26.585	21.676	25.913	21.377	1'35.551	268,7	10:26'54.827
5	26.504	21.569	25.797	21.368	1'35.238	268,0	10:28'30.065

14	26.516	21.508	25.692	21.622	1'35.338	268,0	10:48'10.041
15	26.361	21.451	25.736	21.515	1'35.063C	<b>268,0</b>	10:49'45.104
16	34.550	21.762	26.524	23.630	1'46.466C	<b>269,3</b>	10:51'31.570
17	26.614	21.515	25.855	21.531	1'35.515	267,3	10:53'07.085
18	26.730	25.040	28.988	37.883	1'58.641CP	252,9	10:55'05.726
19					4'15.218P		10:59'20.944
20	47.877	22.590	32.284	21.642	2'04.393P	201,9	11:01'25.337
21	<b>26.274</b>	21.448	25.550	21.372	1'34.644	268,7	11:02'59.981
22	26.368	21.473	<b>25.401</b>	21.315	1'34.557	<b>269,3</b>	11:04'34.538
23	26.294	<b>21.393</b>	25.590	<b>21.272</b>	<b>1'34.549</b>	268,7	11:06'09.087

**21° 17 R. VICKERS (1'35.362)**

Lap	Seg1	Seg2	Seg3	Seg4	Lap Time	km/h	Local Time
							10:20'11.936
1	43.786	23.187	27.442	22.468	1'56.883P	265,4	10:22'08.819
2	27.787	21.774	26.786	21.803	1'38.150	266,0	10:23'46.969
3	27.138	24.316	26.513	21.812	1'39.779	266,7	10:25'26.748
4	27.099	21.557	25.992	21.466	1'36.114	268,0	10:27'02.862
5	27.186	21.539	26.044	21.389	1'36.158	267,3	10:28'39.020
6	27.846	25.005	26.192	23.732	1'42.775C	<b>271,4</b>	10:30'21.795
7	26.731	21.428	25.949	21.317	1'35.425	269,3	10:31'57.220
8	27.214	22.493	26.632	14'10.394	15'26.733P	260,2	10:47'23.953
9	43.361	21.950	26.592	23.376	1'55.279P	265,4	10:49'19.232
10	31.780	27.071	26.931	4'15.047	5'40.829CP	254,7	10:55'00.061
11	43.011	22.459	26.625	21.731	1'53.826P	266,0	10:56'53.887
12	27.877	21.502	26.433	21.344	1'37.156	269,3	10:58'31.043
13	26.835	<b>21.382</b>	26.002	21.253	1'35.472C	270,0	11:00'06.515
14	26.682	21.497	25.941	<b>21.242</b>	<b>1'35.362</b>	268,0	11:01'41.877
15	26.681	21.398	<b>25.934</b>	21.398	1'35.411	268,7	11:03'17.288
16	<b>26.646</b>	21.529	29.552	22.065	1'39.792	252,9	11:04'57.080
17	28.522	21.659	26.257	21.710	1'38.148	<b>271,4</b>	11:06'35.228

**22° 13 M. RATO (1'35.543)**

Lap	Seg1	Seg2	Seg3	Seg4	Lap Time	km/h	Local Time
							10:19'59.052
1	45.140	23.123	28.001	22.246	1'58.510P	256,5	10:21'57.562
2	27.114	21.764	26.303	21.792	1'36.973	<b>270,0</b>	10:23'34.535
3	26.856	21.674	26.110	21.575	1'36.215	266,0	10:25'10.750
4	26.706	21.757	26.417	21.591	1'36.471	265,4	10:26'47.221
5	26.738	<b>21.425</b>	<b>25.950</b>	<b>21.430</b>	<b>1'35.543</b>	268,0	10:28'22.764
6	26.683	21.618	26.036	21.477	1'35.814	264,7	10:29'58.578
7	30.613	21.520	26.031	21.496	1'39.660C	265,4	10:31'38.238
8	<b>26.589</b>	21.516	28.159	40.777	1'57.041P	267,3	10:33'35.279
9					13'47.981P		10:47'23.260
10	44.317	21.928	26.542	22.215	1'55.002P	266,0	10:49'18.262
11	29.041	21.924	26.620	21.684	1'39.269	264,1	10:50'57.531
12	26.654	21.665	26.091	21.531	1'35.941	265,4	10:52'33.472
13	26.875	21.551	27.095	42.663	1'58.184P	263,4	10:54'31.656
14					3'39.867P		10:58'11.523
15	47.164	21.830	26.408	22.379	1'57.781P	260,9	11:00'09.304
16	26.695	25.272	28.745	21.730	1'42.442	264,7	11:01'51.746
17	26.718	21.805	27.907	22.651	1'39.081	264,1	11:03'30.827
18	29.110	21.537	26.128	21.723	1'38.498C	265,4	11:05'09.325

12/06/2026 P = Pits In/Out - C = Lap Time Cancelled

These data/results cannot be reproduced, stored and/or transmitted in whole or in part by any manner of electronic, mechanical, photocopying, recording, broadcasting or otherwise now known or herein after developed without the previous express consent by the copyright owner, except for reproduction in daily press and regular printed publications on sale to the public within 60 days of the event related to those data/results and always provided that copyright symbol appears together as follows below.

© DORNA WSBK ORGANIZATION Srl 2026