

## Pirelli Emilia-Romagna Round, 12-14 June 2026

### Results Free Practice 2nd Session

No.	Rider	Nat	Team	Bike	Class	Time	Gap	Rel.	Laps	Speed	
										Avg	Max
1	<b>11 N. BULEGA</b>	ITA	Aruba.it Racing - Ducati	Ducati Panigale V4R		<b>1'32.235</b>			21	164,944	<b>273,4</b>
2	<b>7 I. LECUONA</b>	ESP	Aruba.it Racing - Ducati	Ducati Panigale V4R		<b>1'32.401</b>	0.166	0.166	20	164,648	<b>276,2</b>
3	<b>5 Y. MONTELLA</b>	ITA	Barni Spark Racing Team	Ducati Panigale V4R	IND	<b>1'32.811</b>	0.576	0.410	24	163,920	<b>272,0</b>
4	<b>14 S. LOWES</b>	GBR	ELF Marc VDS Racing Team	Ducati Panigale V4R	IND	<b>1'32.904</b>	0.669	0.093	21	163,756	<b>272,7</b>
5	<b>47 A. BASSANI</b>	ITA	bimota by Kawasaki Racing Team	bimota KB998 Rimini		<b>1'33.003</b>	0.768	0.099	22	163,582	<b>272,0</b>
6	<b>67 A. SURRA</b>	ITA	Motocorsa Racing	Ducati Panigale V4R	IND	<b>1'33.014</b>	0.779	0.011	17	163,562	<b>271,4</b>
7	<b>22 A. LOWES</b>	GBR	bimota by Kawasaki Racing Team	bimota KB998 Rimini		<b>1'33.102</b>	0.867	0.088	21	163,408	<b>270,7</b>
8	<b>34 L. BALDASSARRI</b>	ITA	Team Goeleven	Ducati Panigale V4R	IND	<b>1'33.255</b>	1.020	0.153	23	163,140	<b>274,1</b>
9	<b>95 T. MACKENZIE</b>	GBR	MGM Optical Express Racing	Ducati Panigale V4R	IND	<b>1'33.328</b>	1.093	0.073	20	163,012	<b>273,4</b>
10	<b>97 X. VIERGE</b>	ESP	Pata Maxus Yamaha	Yamaha YZF R1		<b>1'33.431</b>	1.196	0.103	19	162,832	<b>270,0</b>
11	<b>46 T. BRIDEWELL</b>	GBR	Superbike Advocates	Ducati Panigale V4R	IND	<b>1'33.518</b>	1.283	0.087	17	162,681	<b>272,7</b>
12	<b>19 A. BAUTISTA</b>	ESP	Barni Spark Racing Team	Ducati Panigale V4R	IND	<b>1'33.554</b>	1.319	0.036	20	162,618	<b>274,1</b>
13	<b>87 R. GARDNER</b>	AUS	GYTR GRT Yamaha WorldSBK Team	Yamaha YZF R1		<b>1'33.564</b>	1.329	0.010	19	162,601	<b>267,3</b>
14	<b>62 S. MANZI</b>	ITA	GYTR GRT Yamaha WorldSBK Team	Yamaha YZF R1		<b>1'33.600</b>	1.365	0.036	19	162,538	<b>268,7</b>
15	<b>55 A. LOCATELLI</b>	ITA	Pata Maxus Yamaha	Yamaha YZF R1		<b>1'33.609</b>	1.374	0.009	18	162,523	<b>269,3</b>
16	<b>88 M. OLIVEIRA</b>	POR	ROKiT BMW Motorrad WorldSBK Team	BMW M 1000 RR		<b>1'33.645</b>	1.410	0.036	18	162,460	<b>274,8</b>
17	<b>31 G. GERLOFF</b>	USA	Kawasaki WorldSBK Team	Kawasaki ZX-10RR		<b>1'33.657</b>	1.422	0.012	19	162,440	<b>269,3</b>
18	<b>60 M. VAN DER MARK</b>	NED	ROKiT BMW Motorrad WorldSBK Team	BMW M 1000 RR		<b>1'33.827</b>	1.592	0.170	21	162,145	<b>271,4</b>
19	<b>35 S. CHANTRA</b>	THA	Honda HRC	Honda CBR1000RR-R SP		<b>1'34.002</b>	1.767	0.175	20	161,843	<b>268,0</b>
20	<b>54 B. SOFUOGLU</b>	TUR	Motoxrcing WorldSBK Team	Yamaha YZF R1	IND	<b>1'34.470</b>	2.235	0.468	24	161,042	<b>270,0</b>
21	<b>17 R. VICKERS</b>	GBR	Honda HRC	Honda CBR1000RR-R SP		<b>1'34.693</b>	2.458	0.223	21	160,662	<b>270,7</b>
22	<b>13 M. RATO</b>	ITA	Motoxrcing WorldSBK Team	Yamaha YZF R1	IND	<b>1'35.560</b>	3.325	0.867	20	159,205	<b>267,3</b>

Qualifying Lap Time (105% of 1'32.235): **1'36.847**

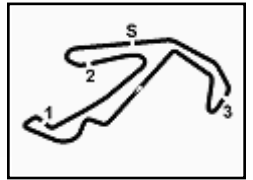
AIR	Humidity:	43%	Temp:	25°C
TRACK	Condition:	Dry	Temp:	48°C

Records	Pole	[SP]	2025	N.Bulega	1'31.618	166,050	Km/h
	Race	[SPRC]	2024	T.Razgatlioglu	1'32.687	164,140	Km/h
	All Times	[SP]	2025	N.Bulega	1'31.618	166,050	Km/h

12/06/2026 Start 15:00 End 15:50 The results are provisional until the end of the time limit for protests and appeals and the completion of the technical checks. Clerk Of The Course: **Raffaele De Fabritis** Publication Time: **15:54**

These data/results cannot be reproduced, stored and/or transmitted in whole or in part by any manner of electronic, mechanical, photocopying, recording, broadcasting or otherwise now known or herein after developed without the previous express consent by the copyright owner, except for reproduction in daily press and regular printed publications on sale to the public within 60 days of the event related to those data/results and always provided that copyright symbol appears together as follows below.

© DORNA WSBK ORGANIZATION Srl 2026



**Pirelli Emilia-Romagna Round, 12-14 June 2026**  
**Results Free Practice 2nd Session**

**Session Highlights**

Local Time	No. Rider	Description
15.00.00		Start of Session
15.07.10	<b>54 B. SOFUOGLU</b>	#54 CHECK RACELINK GPS
15.08.44	<b>35 S. CHANTRA</b>	#35 Current Lap Time Cancelled - Exceeded Track Limits - Turn 1
15.08.53	<b>97 X. VIERGE</b>	#97 Current Lap Time Cancelled - Exceeded Track Limits - Turn 1
15.10.19	<b>97 X. VIERGE</b>	#97 Lap Time Cancelled [1'35.090] - Exceeded Track Limits - Turn 1
15.10.20	<b>35 S. CHANTRA</b>	#35 Lap Time Cancelled [1'46.582] - Exceeded Track Limits - Turn 1
15.10.20	<b>46 T. BRIDEWELL</b>	#46 Current Lap Time Cancelled - Exceeded Track Limits - Turn 1
15.11.40	<b>60 M.VAN DER MARK</b>	#60 Current Lap Time Cancelled - Exceeded Track Limits - Turn 1
15.11.42	<b>54 B. SOFUOGLU</b>	#54 Current Lap Time Cancelled - Exceeded Track Limits - Turn 1
15.11.44	<b>88 M. OLIVEIRA</b>	#88 Current Lap Time Cancelled - Exceeded Track Limits - Turn 1
15.12.24	<b>5 S. LOWES</b>	#14 Current Lap Time Cancelled - Exceeded Track Limits - Turn 1
15.13.23	<b>60 M.VAN DER MARK</b>	#60 Lap Time Cancelled [1'52.446] - Exceeded Track Limits - Turn 1
15.13.26	<b>88 M. OLIVEIRA</b>	#88 Lap Time Cancelled [1'51.091] - Exceeded Track Limits - Turn 1
15.13.30	<b>54 B. SOFUOGLU</b>	#54 Lap Time Cancelled [1'57.448] - Exceeded Track Limits - Turn 1
15.13.38	<b>35 S. CHANTRA</b>	#35 Current Lap Time Cancelled - Exceeded Track Limits - Turn 1
15.17.09	<b>22 A. LOWES</b>	#22 Current Lap Time Cancelled - Exceeded Track Limits - Turn 1
15.18.38	<b>22 A. LOWES</b>	#22 Lap Time Cancelled [1'40.381] - Exceeded Track Limits - Turn 1
15.19.43	<b>95 T. MACKENZIE</b>	#95 Current Lap Time Cancelled - Exceeded Track Limits - Turn 1
15.20.28	<b>14 S. LOWES</b>	#14 Lap Time Cancelled [8'13.642] - Exceeded Track Limits - Turn 1
15.20.34	<b>62 S. MANZI</b>	#62 Current Lap Time Cancelled - Exceeded Track Limits - Turn 1
15.20.35	<b>87 R. GARDNER</b>	#87 Lap Time Cancelled [1'34.095] - Exceeded Track Limits - Turn 16
15.22.04	<b>62 S. MANZI</b>	#62 Lap Time Cancelled [1'39.535] - Exceeded Track Limits - Turn 1
15.22.13	<b>46 T. BRIDEWELL</b>	#46 Lap Time Cancelled [12'02.561] - Exceeded Track Limits - Turn 1
15.23.06	<b>88 M. OLIVEIRA</b>	#88 Lap Time Cancelled [9'31.757] - Exceeded Track Limits - Turn 11
15.23.24	<b>13 M.RATO</b>	#13 Current Lap Time Cancelled - Exceeded Track Limits - Turn 1
15.23.27	<b>87 R. GARDNER</b>	#87 Current Lap Time Cancelled - Exceeded Track Limits - Turn 1
15.23.31	<b>13 M.RATO</b>	#13 Lap Time Cancelled [1'35.695] - Exceeded Track Limits - Turn 11
15.23.48	<b>62 S. MANZI</b>	#62 Current Lap Time Cancelled - Exceeded Track Limits - Turn 1
15.23.49	<b>22 A. LOWES</b>	#22 Lap Time Cancelled [1'34.268] - Exceeded Track Limits - Turn 11
15.24.03	<b>60 M.VAN DER MARK</b>	#60 Current Lap Time Cancelled - Exceeded Track Limits - Turn 1
15.24.56	<b>13 M.RATO</b>	#13 Lap Time Cancelled [1'42.837] - Exceeded Track Limits - Turn 1
15.25.15	<b>87 R. GARDNER</b>	#87 Lap Time Cancelled [1'57.981] - Exceeded Track Limits - Turn 1
15.25.36	<b>62 S. MANZI</b>	#62 Lap Time Cancelled [1'57.168] - Exceeded Track Limits - Turn 1
15.25.44	<b>60 M.VAN DER MARK</b>	#60 Lap Time Cancelled [1'50.888] - Exceeded Track Limits - Turn 1
15.26.00	<b>14 S. LOWES</b>	#14 Lap Time Cancelled [1'33.672] - Exceeded Track Limits - Turn 16
15.26.39	<b>22 A. LOWES</b>	#22 Current Lap Time Cancelled - Exceeded Track Limits - Turn 1
15.27.02	<b>5 Y. MONTELLA</b>	#5 Current Lap Time Cancelled - Exceeded Track Limits - Turn 1
15.27.30	<b>35 S. CHANTRA</b>	#35 Lap Time Cancelled [14'01.271] - Exceeded Track Limits - Turn 1
15.27.56	<b>5 Y. MONTELLA</b>	#5 Lap Time Cancelled [1'33.399] - Exceeded Track Limits - Turn 16
15.28.28	<b>22 A. LOWES</b>	#22 Lap Time Cancelled [1'59.355] - Exceeded Track Limits - Turn 1
15.29.43	<b>47 A. BASSANI</b>	#47 Lap Time Cancelled [1'33.662] - Exceeded Track Limits - Turn 11
15.32.59		Yellow Flag Out - Turn 8
15.33.07	<b>7 I. LECUONA</b>	#7 Crashed - Turn 8
15.33.10		Yellow Flag In - Turn 8
15.33.10		Riders Under Yellow Flag at Turn 8: #95 #35 #19
15.33.13	<b>7 I. LECUONA</b>	#7 Rejoined
15.36.18	<b>5 Y. MONTELLA</b>	#5 Lap Time Cancelled [9'25.311] - Exceeded Track Limits - Turn 1
15.36.19	<b>47 A. BASSANI</b>	#47 Lap Time Cancelled [1'33.502] - Exceeded Track Limits - Turn 16
15.37.08	<b>60 M.VAN DER MARK</b>	#60 Current Lap Time Cancelled - Exceeded Track Limits - Turn 1
15.37.30	<b>62 S. MANZI</b>	#62 Current Lap Time Cancelled - Exceeded Track Limits - Turn 1
15.38.37	<b>60 M.VAN DER MARK</b>	#60 Lap Time Cancelled [1'39.396] - Exceeded Track Limits - Turn 1
15.38.59	<b>62 S. MANZI</b>	#62 Lap Time Cancelled [1'37.766] - Exceeded Track Limits - Turn 1
15.40.43	<b>62 S. MANZI</b>	#62 Current Lap Time Cancelled - Exceeded Track Limits - Turn 1
15.40.44	<b>95 T. MACKENZIE</b>	#95 Current Lap Time Cancelled - Exceeded Track Limits - Turn 1
15.41.26	<b>13 M. RATO</b>	#13 Current Lap Time Cancelled - Exceeded Track Limits - Turn 1
15.42.12	<b>7 I. LECUONA</b>	#7 Current Lap Time Cancelled - Exceeded Track Limits - Turn 1
15.42.17	<b>62 S. MANZI</b>	#62 Lap Time Cancelled [1'44.257] - Exceeded Track Limits - Turn 1

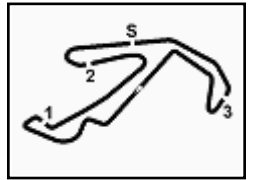
12/06/2026 Start 15:00 End 15:50

The results are provisional until the end of the time limit for protests and appeals and the completion of the technical checks.

Clerk Of The Course: **Raffaele De Fabritiis**  
Publication Time: **15:54**

These data/results cannot be reproduced, stored and/or transmitted in whole or in part by any manner of electronic, mechanical, photocopying, recording, broadcasting or otherwise now known or herein after developed without the previous express consent by the copyright owner, except for reproduction in daily press and regular printed publications on sale to the public within 60 days of the event related to those data/results and always provided that copyright symbol appears together as follows below.

© DORNA WSBK ORGANIZATION Srl 2026



**Pirelli Emilia-Romagna Round, 12-14 June 2026**  
**Results Free Practice 2nd Session**

15.42.19	<b>95 T. MACKENZIE</b>	#95 Lap Time Cancelled [1'44.228] - Exceeded Track Limits - Turn 1
15.42.27	<b>62 S. MANZI</b>	#62 Current Lap Time Cancelled - Exceeded Track Limits - Turn 1
15.42.57	<b>13 M. RATO</b>	#13 Lap Time Cancelled [1'40.067] - Exceeded Track Limits - Turn 1
15.43.01	<b>34 L. BALDASSARRI</b>	#34 Current Lap Time Cancelled - Exceeded Track Limits - Turn 1
15.43.02	<b>67 A. SURRA</b>	#67 Current Lap Time Cancelled - Exceeded Track Limits - Turn 1
15.43.37	<b>7 I. LECUONA</b>	#7 Lap Time Cancelled [1'35.949] - Exceeded Track Limits - Turn 1
15.43.54	<b>14 S. LOWES</b>	#14 Current Lap Time Cancelled - Exceeded Track Limits - Turn 1
15.43.55	<b>62 S. MANZI</b>	#62 Lap Time Cancelled [1'37.989] - Exceeded Track Limits - Turn 1
15.44.02	<b>95 T. MACKENZIE</b>	#95 Current Lap Time Cancelled - Exceeded Track Limits - Turn 1
15.44.27	<b>67 A. SURRA</b>	#67 Lap Time Cancelled [1'33.252] - Exceeded Track Limits - Turn 1
15.44.28	<b>34 L. BALDASSARRI</b>	#34 Lap Time Cancelled [1'35.731] - Exceeded Track Limits - Turn 1
15.44.32	<b>88 M. OLIVEIRA</b>	#88 Lap Time Cancelled [1'34.571] - Exceeded Track Limits - Turn 15
15.44.45	<b>46 T. BRIDEWELL</b>	#46 Current Lap Time Cancelled - Exceeded Track Limits - Turn 1
15.45.24	<b>13 M. RATO</b>	#13 Stopped with Technical Problem - Turn 2
15.45.24	<b>14 S. LOWES</b>	#14 Lap Time Cancelled [1'38.605] - Exceeded Track Limits - Turn 1
15.45.25	<b>13 M. RATO</b>	#13 Lap Time Cancelled [1'50.042] - Exceeded Track Limits - Turn 11
15.45.31	<b>95 T. MACKENZIE</b>	#95 Lap Time Cancelled [1'38.744] - Exceeded Track Limits - Turn 1
15.46.09	<b>55 A. LOCATELLI</b>	#55 Lap Time Cancelled [1'34.332] - Exceeded Track Limits - Turn 16
15.46.17	<b>46 T. BRIDEWELL</b>	#46 Lap Time Cancelled [1'42.879] - Exceeded Track Limits - Turn 1
15.48.55	<b>88 M. OLIVEIRA</b>	#88 Lap Time Cancelled [1'38.587] - Exceeded Track Limits - Turn 16
15.49.37	<b>87 R. GARDNER</b>	#87 Lap Time Cancelled [1'33.723] - Exceeded Track Limits - Turn 16
15.49.53	<b>87 R. GARDNER</b>	#87 Lap Time Cancelled [1'33.723] - Exceeded Track Limits - Turn 16
15.50.37	<b>97 X. VIERGE</b>	#97 Lap Time Cancelled [1'41.531] - Exceeded Track Limits - Turn 16
15.50.47		End of Session

**Fastest Laps Sequence**

No.	Rider	Nat	Team	Bike	Local Time	Time	Gap	Avg
<b>13</b>	<b>M. RATO</b>	ITA	Motocracing WorldSBK Team	Yamaha YZF R1	15:03'28.235	<b>1'36.135</b>		158,252
<b>5</b>	<b>Y. MONTELLA</b>	ITA	Barni Spark Racing Team	Ducati Panigale V4R	15:03'31.857	<b>1'34.525</b>	-1.610	160,948
<b>95</b>	<b>T. MACKENZIE</b>	GBR	MGM Optical Express Racing	Ducati Panigale V4R	15:03'51.993	<b>1'34.247</b>	-0.278	161,423
<b>46</b>	<b>T. BRIDEWELL</b>	GBR	Superbike Advocates	Ducati Panigale V4R	15:03'52.581	<b>1'34.221</b>	-0.026	161,467
<b>47</b>	<b>A. BASSANI</b>	ITA	bimota by Kawasaki Racing Team	bimota KB998 Rimini	15:03'57.183	<b>1'33.694</b>	-0.527	162,375
<b>11</b>	<b>N. BULEGA</b>	ITA	Aruba.it Racing - Ducati	Ducati Panigale V4R	15:04'38.737	<b>1'33.161</b>	-0.533	163,304
<b>7</b>	<b>I. LECUONA</b>	ESP	Aruba.it Racing - Ducati	Ducati Panigale V4R	15:05'18.865	<b>1'33.056</b>	-0.105	163,489
<b>11</b>	<b>N. BULEGA</b>	ITA	Aruba.it Racing - Ducati	Ducati Panigale V4R	15:06'11.578	<b>1'32.841</b>	-0.215	163,867
<b>7</b>	<b>I. LECUONA</b>	ESP	Aruba.it Racing - Ducati	Ducati Panigale V4R	15:06'51.664	<b>1'32.799</b>	-0.042	163,941
<b>11</b>	<b>N. BULEGA</b>	ITA	Aruba.it Racing - Ducati	Ducati Panigale V4R	15:07'44.205	<b>1'32.627</b>	-0.172	164,246
<b>11</b>	<b>N. BULEGA</b>	ITA	Aruba.it Racing - Ducati	Ducati Panigale V4R	15:09'16.535	<b>1'32.330</b>	-0.297	164,774
<b>11</b>	<b>N. BULEGA</b>	ITA	Aruba.it Racing - Ducati	Ducati Panigale V4R	15:10'48.800	<b>1'32.265</b>	-0.065	164,890
<b>11</b>	<b>N. BULEGA</b>	ITA	Aruba.it Racing - Ducati	Ducati Panigale V4R	15:12'21.035	<b>1'32.235</b>	-0.030	164,944

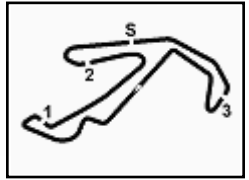
12/06/2026 Start 15:00 End 15:50

The results are provisional until the end of the time limit for protests and appeals and the completion of the technical checks.

Clerk Of The Course: **Raffaele De Fabritiis**  
Publication Time: **15:54**

These data/results cannot be reproduced, stored and/or transmitted in whole or in part by any manner of electronic, mechanical, photocopying, recording, broadcasting or otherwise now known or herein after developed without the previous express consent by the copyright owner, except for reproduction in daily press and regular printed publications on sale to the public within 60 days of the event related to those data/results and always provided that copyright symbol appears together as follows below.

© DORNA WSBK ORGANIZATION Srl 2026



## Pirelli Emilia-Romagna Round, 12-14 June 2026

### Free Practices Combined Results

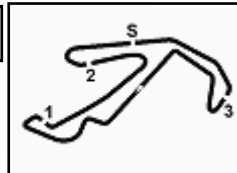
No.	Rider	Nat	Team	Bike	Class	FP1	FP2	Time	Gap	Rel.	Avg	LL
1	<b>11 N. BULEGA</b>	ITA	Aruba.it Racing - Ducati	Ducati Panigale V4R		1'32.733	<b>1'32.235</b>	<b>1'32.235</b>			164,944	41
2	<b>7 I. LECUONA</b>	ESP	Aruba.it Racing - Ducati	Ducati Panigale V4R		1'32.792	<b>1'32.401</b>	<b>1'32.401</b>	0.166	0.166	164,648	40
3	<b>5 Y. MONTELLA</b>	ITA	Barni Spark Racing Team	Ducati Panigale V4R	IND	1'33.115	<b>1'32.811</b>	<b>1'32.811</b>	0.576	0.410	163,920	46
4	<b>14 S. LOWES</b>	GBR	ELF Marc VDS Racing Team	Ducati Panigale V4R	IND	1'33.039	<b>1'32.904</b>	<b>1'32.904</b>	0.669	0.093	163,756	41
5	<b>47 A. BASSANI</b>	ITA	bimota by Kawasaki Racing Team	bimota KB998 Rimini		1'33.637	<b>1'33.003</b>	<b>1'33.003</b>	0.768	0.099	163,582	39
6	<b>67 A. SURRA</b>	ITA	Motocorsa Racing	Ducati Panigale V4R	IND	1'33.135	<b>1'33.014</b>	<b>1'33.014</b>	0.779	0.011	163,562	36
7	<b>22 A. LOWES</b>	GBR	bimota by Kawasaki Racing Team	bimota KB998 Rimini		1'33.687	<b>1'33.102</b>	<b>1'33.102</b>	0.867	0.088	163,408	38
8	<b>34 L. BALDASSARRI</b>	ITA	Team Goeleven	Ducati Panigale V4R	IND	1'33.334	<b>1'33.255</b>	<b>1'33.255</b>	1.020	0.153	163,140	44
9	<b>95 T. MACKENZIE</b>	GBR	MGM Optical Express Racing	Ducati Panigale V4R	IND	1'33.792	<b>1'33.328</b>	<b>1'33.328</b>	1.093	0.073	163,012	38
10	<b>97 X. VIERGE</b>	ESP	Pata Maxus Yamaha	Yamaha YZF R1		1'33.446	<b>1'33.431</b>	<b>1'33.431</b>	1.196	0.103	162,832	38
11	<b>46 T. BRIDEWELL</b>	GBR	Superbike Advocates	Ducati Panigale V4R	IND	1'34.196	<b>1'33.518</b>	<b>1'33.518</b>	1.283	0.087	162,681	34
12	<b>19 A. BAUTISTA</b>	ESP	Barni Spark Racing Team	Ducati Panigale V4R	IND	1'33.919	<b>1'33.554</b>	<b>1'33.554</b>	1.319	0.036	162,618	40
13	<b>87 R. GARDNER</b>	AUS	GYTR GRT Yamaha WorldSBK Team	Yamaha YZF R1		1'33.679	<b>1'33.564</b>	<b>1'33.564</b>	1.329	0.010	162,601	38
14	<b>62 S. MANZI</b>	ITA	GYTR GRT Yamaha WorldSBK Team	Yamaha YZF R1		1'34.106	<b>1'33.600</b>	<b>1'33.600</b>	1.365	0.036	162,538	36
15	<b>55 A. LOCATELLI</b>	ITA	Pata Maxus Yamaha	Yamaha YZF R1		1'34.051	<b>1'33.609</b>	<b>1'33.609</b>	1.374	0.009	162,523	34
16	<b>31 G. GERLOFF</b>	USA	Kawasaki WorldSBK Team	Kawasaki ZX-10RR		1'33.640	1'33.657	<b>1'33.640</b>	1.405	0.031	162,469	36
17	<b>88 M. OLIVEIRA</b>	POR	ROKIT BMW Motorrad WorldSBK Team	BMW M 1000 RR		1'34.125	<b>1'33.645</b>	<b>1'33.645</b>	1.410	0.005	162,460	36
18	<b>60 M. VAN DER MARK</b>	NED	ROKIT BMW Motorrad WorldSBK Team	BMW M 1000 RR		1'34.092	<b>1'33.827</b>	<b>1'33.827</b>	1.592	0.182	162,145	41
19	<b>35 S. CHANTRA</b>	THA	Honda HRC	Honda CBR1000RR-R SP		1'34.356	<b>1'34.002</b>	<b>1'34.002</b>	1.767	0.175	161,843	42
20	<b>54 B. SOFUOGLU</b>	TUR	Motoxrcing WorldSBK Team	Yamaha YZF R1	IND	1'34.549	<b>1'34.470</b>	<b>1'34.470</b>	2.235	0.468	161,042	47
21	<b>17 R. VICKERS</b>	GBR	Honda HRC	Honda CBR1000RR-R SP		1'35.362	<b>1'34.693</b>	<b>1'34.693</b>	2.458	0.223	160,662	38
22	<b>13 M. RATO</b>	ITA	Motoxrcing WorldSBK Team	Yamaha YZF R1	IND	1'35.543	1'35.560	<b>1'35.543</b>	3.308	0.850	159,233	38

12/06/2026

Clerk Of The Course: **Raffaele De Fabritiis**

These data/results cannot be reproduced, stored and/or transmitted in whole or in part by any manner of electronic, mechanical, photocopying, recording, broadcasting or otherwise now known or herein after developed without the previous express consent by the copyright owner, except for reproduction in daily press and regular printed publications on sale to the public within 60 days of the event related to those data/results and always provided that copyright symbol appears together as follows below.

© DORNA WSBK ORGANIZATION Srl 2026



## Pirelli Emilia-Romagna Round, 12-14 June 2026 Best Sectors & Speed Free Practice 2nd Session

Misano Circuit Sic 58 4.226 m

### BEST LAP

1	<b>11</b> N. BULEGA	Ducati Panigale V4R	1'32.235
2	<b>7</b> I. LECUONA	Ducati Panigale V4R	1'32.401
3	<b>5</b> Y. MONTELLA	Ducati Panigale V4R	1'32.811
4	<b>14</b> S. LOWES	Ducati Panigale V4R	1'32.904
5	<b>47</b> A. BASSANI	bimota KB998 Rimini	1'33.003
6	<b>67</b> A. SURRA	Ducati Panigale V4R	1'33.014
7	<b>22</b> A. LOWES	bimota KB998 Rimini	1'33.102
8	<b>34</b> L. BALDASSARRI	Ducati Panigale V4R	1'33.255
9	<b>95</b> T. MACKENZIE	Ducati Panigale V4R	1'33.328
10	<b>97</b> X. VIERGE	Yamaha YZF R1	1'33.431
11	<b>46</b> T. BRIDEWELL	Ducati Panigale V4R	1'33.518
12	<b>19</b> A. BAUTISTA	Ducati Panigale V4R	1'33.554
13	<b>87</b> R. GARDNER	Yamaha YZF R1	1'33.564
14	<b>62</b> S. MANZI	Yamaha YZF R1	1'33.600
15	<b>55</b> A. LOCATELLI	Yamaha YZF R1	1'33.609
16	<b>88</b> M. OLIVEIRA	BMW M 1000 RR	1'33.645
17	<b>31</b> G. GERLOFF	Kawasaki ZX-10RR	1'33.657
18	<b>60</b> M. VAN DER MARK	BMW M 1000 RR	1'33.827
19	<b>35</b> S. CHANTRA	Honda CBR1000RR-R SP	1'34.002
20	<b>54</b> B. SOFUOGLU	Yamaha YZF R1	1'34.470
21	<b>17</b> R. VICKERS	Honda CBR1000RR-R SP	1'34.693
22	<b>13</b> M. RATO	Yamaha YZF R1	1'35.560

### SPEED

1	<b>7</b> I. LECUONA	Ducati Panigale V4R	276,2
2	<b>88</b> M. OLIVEIRA	BMW M 1000 RR	274,8
3	<b>19</b> A. BAUTISTA	Ducati Panigale V4R	274,1
4	<b>34</b> L. BALDASSARRI	Ducati Panigale V4R	274,1
5	<b>95</b> T. MACKENZIE	Ducati Panigale V4R	273,4
6	<b>11</b> N. BULEGA	Ducati Panigale V4R	273,4
7	<b>46</b> T. BRIDEWELL	Ducati Panigale V4R	272,7
8	<b>14</b> S. LOWES	Ducati Panigale V4R	272,7
9	<b>5</b> Y. MONTELLA	Ducati Panigale V4R	272,0
10	<b>47</b> A. BASSANI	bimota KB998 Rimini	272,0
11	<b>60</b> M. VAN DER MARK	BMW M 1000 RR	271,4
12	<b>67</b> A. SURRA	Ducati Panigale V4R	271,4
13	<b>22</b> A. LOWES	bimota KB998 Rimini	270,7
14	<b>17</b> R. VICKERS	Honda CBR1000RR-R SP	270,7
15	<b>54</b> B. SOFUOGLU	Yamaha YZF R1	270,0
16	<b>97</b> X. VIERGE	Yamaha YZF R1	270,0
17	<b>31</b> G. GERLOFF	Kawasaki ZX-10RR	269,3
18	<b>55</b> A. LOCATELLI	Yamaha YZF R1	269,3
19	<b>62</b> S. MANZI	Yamaha YZF R1	268,7
20	<b>35</b> S. CHANTRA	Honda CBR1000RR-R SP	268,0
21	<b>13</b> M. RATO	Yamaha YZF R1	267,3
22	<b>87</b> R. GARDNER	Yamaha YZF R1	267,3

### SEG. 1

1	<b>7</b> I. LECUONA	25.760
2	<b>11</b> N. BULEGA	25.831
3	<b>47</b> A. BASSANI	25.894
4	<b>97</b> X. VIERGE	25.948
5	<b>87</b> R. GARDNER	25.950
6	<b>67</b> A. SURRA	25.962
7	<b>22</b> A. LOWES	25.967
8	<b>62</b> S. MANZI	25.968
9	<b>31</b> G. GERLOFF	25.988
10	<b>34</b> L. BALDASSARRI	25.990
11	<b>5</b> Y. MONTELLA	26.018
12	<b>55</b> A. LOCATELLI	26.019
13	<b>14</b> S. LOWES	26.043
14	<b>60</b> M. VAN DER MARK	26.044
15	<b>95</b> T. MACKENZIE	26.048
16	<b>46</b> T. BRIDEWELL	26.071
17	<b>19</b> A. BAUTISTA	26.095
18	<b>35</b> S. CHANTRA	26.118
19	<b>88</b> M. OLIVEIRA	26.125
20	<b>54</b> B. SOFUOGLU	26.213
21	<b>17</b> R. VICKERS	26.309
22	<b>13</b> M. RATO	26.472

### SEG. 2

1	<b>11</b> N. BULEGA	20.667
2	<b>7</b> I. LECUONA	20.759
3	<b>14</b> S. LOWES	20.801
4	<b>5</b> Y. MONTELLA	20.818
5	<b>22</b> A. LOWES	20.823
6	<b>67</b> A. SURRA	20.882
7	<b>47</b> A. BASSANI	20.885
8	<b>95</b> T. MACKENZIE	20.916
9	<b>34</b> L. BALDASSARRI	20.948
10	<b>60</b> M. VAN DER MARK	20.977
11	<b>88</b> M. OLIVEIRA	20.984
12	<b>31</b> G. GERLOFF	20.995
13	<b>46</b> T. BRIDEWELL	21.005
14	<b>62</b> S. MANZI	21.043
15	<b>19</b> A. BAUTISTA	21.044
16	<b>55</b> A. LOCATELLI	21.056
17	<b>97</b> X. VIERGE	21.103
18	<b>35</b> S. CHANTRA	21.120
19	<b>87</b> R. GARDNER	21.132
20	<b>17</b> R. VICKERS	21.190
21	<b>54</b> B. SOFUOGLU	21.242
22	<b>13</b> M. RATO	21.533

### SEG. 3

1	<b>11</b> N. BULEGA	25.064
2	<b>7</b> I. LECUONA	25.073
3	<b>5</b> Y. MONTELLA	25.074
4	<b>14</b> S. LOWES	25.151
5	<b>47</b> A. BASSANI	25.238
6	<b>34</b> L. BALDASSARRI	25.249
7	<b>95</b> T. MACKENZIE	25.255
8	<b>22</b> A. LOWES	25.312
9	<b>97</b> X. VIERGE	25.350
10	<b>67</b> A. SURRA	25.352
11	<b>87</b> R. GARDNER	25.378
12	<b>19</b> A. BAUTISTA	25.387
13	<b>46</b> T. BRIDEWELL	25.388
14	<b>55</b> A. LOCATELLI	25.396
15	<b>31</b> G. GERLOFF	25.448
16	<b>62</b> S. MANZI	25.463
17	<b>60</b> M. VAN DER MARK	25.520
18	<b>54</b> B. SOFUOGLU	25.526
19	<b>35</b> S. CHANTRA	25.536
20	<b>88</b> M. OLIVEIRA	25.548
21	<b>13</b> M. RATO	25.850
22	<b>17</b> R. VICKERS	25.857

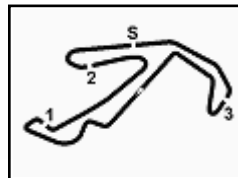
### SEG. 4

1	<b>11</b> N. BULEGA	20.641
2	<b>7</b> I. LECUONA	20.695
3	<b>67</b> A. SURRA	20.801
4	<b>5</b> Y. MONTELLA	20.817
5	<b>14</b> S. LOWES	20.829
6	<b>34</b> L. BALDASSARRI	20.840
7	<b>22</b> A. LOWES	20.851
8	<b>47</b> A. BASSANI	20.859
9	<b>46</b> T. BRIDEWELL	20.885
10	<b>95</b> T. MACKENZIE	20.903
11	<b>88</b> M. OLIVEIRA	20.916
12	<b>62</b> S. MANZI	20.976
13	<b>55</b> A. LOCATELLI	20.983
14	<b>19</b> A. BAUTISTA	20.985
15	<b>97</b> X. VIERGE	21.003
16	<b>31</b> G. GERLOFF	21.014
17	<b>87</b> R. GARDNER	21.016
18	<b>17</b> R. VICKERS	21.035
19	<b>35</b> S. CHANTRA	21.073
20	<b>60</b> M. VAN DER MARK	21.172
21	<b>54</b> B. SOFUOGLU	21.222
22	<b>13</b> M. RATO	21.377

12/06/2026

These data/results cannot be reproduced, stored and/or transmitted in whole or in part by any manner of electronic, mechanical, photocopying, recording, broadcasting or otherwise now known or herein after developed without the previous express consent by the copyright owner, except for reproduction in daily press and regular printed publications on sale to the public within 60 days of the event related to those data/results and always provided that copyright symbol appears together as follows below.

© DORNA WSBK ORGANIZATION Srl 2026



**Pirelli Emilia-Romagna Round, 12-14 June 2026**  
**Ideal Times Free Practice 2nd Session**

No.	Rider	Nat	Bike	Seg. 1	Seg. 2	Seg. 3	Seg. 4	Ideal Time		
				Diff. 1	Diff. 2	Diff. 3	Diff. 4	Best Lap	Pos.	Diff.
1	<b>11 N. BULEGA</b>	ITA	Ducati Panigale V4R	25.831 +0.006	<b>20.667</b> +0.019	<b>25.064</b> +0.005	<b>20.641</b> +0.002	<b>1'32.203</b> 1'32.235	1	0.032
2	<b>7 I. LECUONA</b>	ESP	Ducati Panigale V4R	<b>25.760</b>	20.759 +0.071	25.073 +0.022	20.695 +0.021	<b>1'32.287</b> 1'32.401	2	0.114
3	<b>5 Y. MONTELLA</b>	ITA	Ducati Panigale V4R	26.018	20.818	25.074 +0.016	20.817 +0.068	<b>1'32.727</b> 1'32.811	3	0.084
4	<b>14 S. LOWES</b>	GBR	Ducati Panigale V4R	26.043 +0.002	20.801 +0.051	25.151 +0.014	20.829 +0.013	<b>1'32.824</b> 1'32.904	4	0.080
5	<b>47 A. BASSANI</b>	ITA	bimota KB998 Rimini	25.894 +0.081	20.885 +0.042	25.238	20.859 +0.004	<b>1'32.876</b> 1'33.003	5	0.127
6	<b>22 A. LOWES</b>	GBR	bimota KB998 Rimini	25.967 +0.044	20.823 +0.024	25.312	20.851 +0.081	<b>1'32.953</b> 1'33.102	7	0.149
7	<b>67 A. SURRA</b>	ITA	Ducati Panigale V4R	25.962	20.882 +0.017	25.352	20.801	<b>1'32.997</b> 1'33.014	6	0.017
8	<b>34 L. BALDASSARRI</b>	ITA	Ducati Panigale V4R	25.990 +0.100	20.948 +0.043	25.249 +0.038	20.840 +0.047	<b>1'33.027</b> 1'33.255	8	0.228
9	<b>95 T. MACKENZIE</b>	GBR	Ducati Panigale V4R	26.048	20.916 +0.125	25.255	20.903 +0.081	<b>1'33.122</b> 1'33.328	9	0.206
10	<b>46 T. BRIDEWELL</b>	GBR	Ducati Panigale V4R	26.071	21.005 +0.081	25.388 +0.043	20.885 +0.045	<b>1'33.349</b> 1'33.518	11	0.169
11	<b>97 X. VIERGE</b>	ESP	Yamaha YZF R1	25.948	21.103 +0.027	25.350	21.003	<b>1'33.404</b> 1'33.431	10	0.027
12	<b>31 G. GERLOFF</b>	USA	Kawasaki ZX-10RR	25.988 +0.033	20.995 +0.113	25.448 +0.058	21.014 +0.008	<b>1'33.445</b> 1'33.657	17	0.212
13	<b>62 S. MANZI</b>	ITA	Yamaha YZF R1	25.968 +0.150	21.043	25.463	20.976	<b>1'33.450</b> 1'33.600	14	0.150
14	<b>55 A. LOCATELLI</b>	ITA	Yamaha YZF R1	26.019	21.056 +0.042	25.396	20.983 +0.113	<b>1'33.454</b> 1'33.609	15	0.155
15	<b>87 R. GARDNER</b>	AUS	Yamaha YZF R1	25.950 +0.086	21.132 +0.002	25.378	21.016	<b>1'33.476</b> 1'33.564	13	0.088
16	<b>19 A. BAUTISTA</b>	ESP	Ducati Panigale V4R	26.095	21.044 +0.043	25.387	20.985	<b>1'33.511</b> 1'33.554	12	0.043
17	<b>88 M. OLIVEIRA</b>	POR	BMW M 1000 RR	26.125	20.984	25.548 +0.047	20.916 +0.025	<b>1'33.573</b> 1'33.645	16	0.072
18	<b>60 M. VAN DER MARK</b>	NED	BMW M 1000 RR	26.044 +0.011	20.977	25.520	21.172 +0.103	<b>1'33.713</b> 1'33.827	18	0.114
19	<b>35 S. CHANTRA</b>	THA	Honda CBR1000RR-R SP	26.118 +0.059	21.120	25.536	21.073 +0.096	<b>1'33.847</b> 1'34.002	19	0.155
20	<b>54 B. SOFUOGLU</b>	TUR	Yamaha YZF R1	26.213 +0.080	21.242 +0.081	25.526	21.222 +0.106	<b>1'34.203</b> 1'34.470	20	0.267
21	<b>17 R. VICKERS</b>	GBR	Honda CBR1000RR-R SP	26.309 +0.106	21.190 +0.039	25.857	21.035 +0.157	<b>1'34.391</b> 1'34.693	21	0.302
22	<b>13 M. RATO</b>	ITA	Yamaha YZF R1	26.472 +0.155	21.533 +0.063	25.850	21.377 +0.110	<b>1'35.232</b> 1'35.560	22	0.328
<b>Overall Ideal Time</b>				25.760	20.667	25.064	20.641	<b>1'32.132</b>		

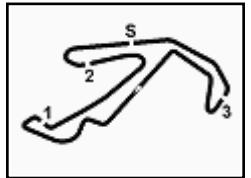
12/06/2026

These data/results cannot be reproduced, stored and/or transmitted in whole or in part by any manner of electronic, mechanical, photocopying, recording, broadcasting or otherwise now known or herein after developed without the previous express consent by the copyright owner, except for reproduction in daily press and regular printed publications on sale to the public within 60 days of the event related to those data/results and always provided that copyright symbol appears together as follows below.

© DORNA WSBK ORGANIZATION Srl 2026

FICR PERUGIA TIMING





## Pirelli Emilia-Romagna Round, 12-14 June 2026

### Chronological Analysis Free Practice 2nd Session

Misano Circuit Sic 58 4.226 m

1 / 5

#### 1° 11 N. BULEGA [1'32.235]

Lap	Seg1	Seg2	Seg3	Seg4	Lap Time	km/h	Local Time
							15:01'11.999
1	43.369	22.636	26.426	21.146	1'53.577P	263,4	15:03'05.576
2	26.057	20.900	25.302	20.902	1'33.161	270,0	15:04'38.737
3	25.968	20.865	25.203	20.805	1'32.841	268,7	15:06'11.578
4	25.898	20.823	25.092	20.814	1'32.627	271,4	15:07'44.205
5	<b>25.831</b>	20.719	25.139	<b>20.641</b>	1'32.330	271,4	15:09'16.535
6	25.844	20.686	<b>25.064</b>	20.671	1'32.265	272,0	15:10'48.800
7	25.837	20.686	25.069	20.643	<b>1'32.235</b>	272,0	15:12'21.035
8	26.027	21.035	26.671	11'40.132	12'53.865P	257,1	15:25'14.900
9	44.369	23.945	26.318	21.042	1'55.674P	264,1	15:27'10.574
10	25.995	20.959	25.131	20.737	1'32.822	272,7	15:28'43.396
11	26.024	20.798	25.209	20.939	1'32.970	272,0	15:30'16.366
12	26.091	20.744	25.138	20.703	1'32.676	269,3	15:31'49.042
13	25.918	<b>20.667</b>	25.194	20.685	1'32.464	271,4	15:33'21.506
14	25.926	20.776	25.198	20.674	1'32.574	271,4	15:34'54.080
15	25.911	20.738	25.336	20.746	1'32.731	269,3	15:36'26.811
16	25.962	20.765	25.173	20.765	1'32.665	272,0	15:37'59.476
17	26.023	20.780	25.181	20.762	1'32.746	271,4	15:39'32.222
18	26.028	20.869	31.405	29.205	1'47.507	270,7	15:41'19.729
19	26.265	20.770	25.418	20.792	1'33.245	<b>273,4</b>	15:42'52.974
20	25.999	20.882	25.322	20.778	1'32.981	272,0	15:44'25.955
21	25.883	20.764	25.232	20.731	1'32.610	272,0	15:45'58.565

13	26.158	21.031	25.130	21.032	1'33.351	270,7	15:20'39.131
14	26.203	20.960	25.386	20.934	1'33.483	270,0	15:22'12.614
15	26.083	20.864	25.204	20.860	1'33.011	270,7	15:23'45.625
16	26.207	21.016	25.300	20.892	1'33.415	271,4	15:25'19.040
17	26.108	21.059	25.257	20.975	1'33.399C	271,4	15:26'52.439
18	28.513	21.826	26.616	8'08.356	9'25.311CP	268,7	15:36'17.750
19	42.203	21.246	25.355	20.932	1'49.736P	268,7	15:38'07.486
20	26.064	21.003	<b>25.074</b>	20.903	1'33.044	271,4	15:39'40.530
21	26.101	20.913	25.099	20.862	1'32.975	270,7	15:41'13.505
22	<b>26.018</b>	<b>20.818</b>	25.090	20.885	<b>1'32.811</b>	<b>272,0</b>	15:42'46.316
23	26.107	20.928	25.082	20.946	1'33.063	270,7	15:44'19.379
24	26.036	20.903	25.107	20.876	1'32.922	271,4	15:45'52.301

#### 4° 14 S. LOWES [1'32.904]

Lap	Seg1	Seg2	Seg3	Seg4	Lap Time	km/h	Local Time
							15:00'51.561
1	43.358	22.916	26.446	21.306	1'54.026P	264,1	15:02'45.587
2	26.388	21.024	25.839	21.067	1'34.318	270,0	15:04'19.905
3	26.273	20.879	25.280	20.889	1'33.321	<b>272,7</b>	15:05'53.226
4	26.218	20.960	<b>25.151</b>	21.116	1'33.445	272,0	15:07'26.671
5	31.719	21.771	26.228	21.145	1'40.863	269,3	15:09'07.534
6	26.231	20.934	25.387	<b>20.829</b>	1'33.381	268,7	15:10'40.915
7	<b>26.043</b>	20.851	25.347	20.996	1'33.237	270,7	15:12'14.152
8	33.869	23.631	26.904	6'49.238	8'13.642CP	266,0	15:20'27.794
9	50.854	21.958	25.912	21.122	1'59.846P	268,0	15:22'27.640
10	26.165	20.973	25.288	21.276	1'33.702	269,3	15:24'01.342
11	26.316	21.056	25.355	20.945	1'33.672C	270,7	15:25'35.014
12	26.193	20.960	25.363	20.919	1'33.435	270,7	15:27'08.449
13	26.201	20.981	25.474	20.937	1'33.593	270,7	15:28'42.042
14	33.237	21.265	25.679	20.941	1'41.122	269,3	15:30'23.164
15	26.444	20.989	25.377	20.989	1'33.799	269,3	15:31'56.963
16	26.226	21.051	25.300	20.903	1'33.480	270,0	15:33'30.443
17	26.187	21.016	28.635	3'54.403	5'10.241P	237,9	15:38'40.684
18	48.862	22.683	26.016	21.110	1'58.671P	268,7	15:40'39.355
19	26.050	<b>20.801</b>	25.327	20.943	1'33.121	268,7	15:42'12.476
20	26.045	20.852	25.165	20.842	<b>1'32.904</b>	271,4	15:43'45.380
21	30.656	21.330	25.689	20.930	1'38.605C	270,0	15:45'23.985

#### 2° 7 I. LECUONA [1'32.401]

Lap	Seg1	Seg2	Seg3	Seg4	Lap Time	km/h	Local Time
							15:00'15.877
1	43.534	22.997	27.013	21.717	1'55.261P	263,4	15:02'11.138
2	26.527	21.347	25.778	21.019	1'34.671	268,0	15:03'45.809
3	26.046	21.008	25.194	20.808	1'33.056	272,0	15:05'18.865
4	26.024	20.830	25.237	20.708	1'32.799	271,4	15:06'51.664
5	25.950	20.784	25.692	20.826	1'33.252	272,0	15:08'24.916
6	25.949	20.944	25.148	<b>20.695</b>	1'32.736	274,1	15:09'57.652
7	26.058	20.825	25.165	20.718	1'32.766	273,4	15:11'30.418
8	26.034	<b>20.759</b>	25.292	20.922	1'33.007	272,0	15:13'03.425
9	26.070	20.896	27.809	8'17.509	9'32.284P	269,3	15:22'35.709
10	43.348	21.801	25.976	21.040	1'52.165P	271,4	15:24'27.874
11	25.968	23.421	25.324	21.088	1'35.801	<b>276,2</b>	15:26'03.675
12	26.260	20.948	25.224	20.779	1'33.211	271,4	15:27'36.886
13	26.073	20.881	25.185	20.753	1'32.892	272,0	15:29'09.778
14	25.884	20.831	25.077	20.731	1'32.523	272,0	15:30'42.301
15	25.944	20.782	25.197	20.763	1'32.686	272,0	15:32'14.987
16	25.993	37.295	26.165	4'55.102	6'24.555P	270,0	15:38'39.542
17	42.100	21.411	25.353	20.921	1'49.785P	274,8	15:40'29.327
18	<b>25.760</b>	20.830	25.095	20.716	<b>1'32.401</b>	273,4	15:42'01.728
19	27.542	21.135	25.187	22.085	1'35.949C	274,1	15:43'37.677
20	25.928	20.825	<b>25.073</b>	20.767	1'32.593	274,1	15:45'10.270

#### 5° 47 A. BASSANI [1'33.003]

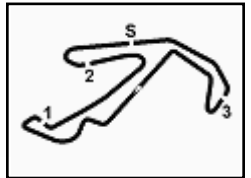
Lap	Seg1	Seg2	Seg3	Seg4	Lap Time	km/h	Local Time
							15:00'03.154
							15:01'57.332
1	26.032	21.069	25.654	20.939	1'33.694	263,4	15:03'57.183
2	<b>25.894</b>	21.038	25.352	<b>20.859</b>	1'33.143	269,3	15:05'30.326
3	25.995	21.072	25.471	20.895	1'33.433	267,3	15:07'03.759
4	28.232	23.273	29.138	33.167	1'53.810P	193,2	15:08'57.569
5	4'15.300	21.877	26.072	21.448	5'24.697P	262,1	15:14'22.266
6	26.074	20.993	25.489	20.888	1'33.444	266,0	15:15'55.710
7	26.124	21.113	25.433	20.989	1'33.659	266,7	15:17'29.369
8	26.110	21.037	25.375	20.945	1'33.467	266,7	15:19'02.836
9	30.176	22.831	26.450	32.476	1'51.933P	270,7	15:20'54.769
10	4'14.929	22.001	26.257	21.366	5'24.553P	265,4	15:26'19.322
11	25.975	20.927	<b>25.238</b>	20.863	<b>1'33.003</b>	267,3	15:27'52.325
12	26.043	21.199	25.444	20.976	1'33.662C	268,7	15:29'25.987
13	26.159	21.080	25.517	21.187	1'33.943	<b>272,0</b>	15:30'59.930
14	27.742	21.839	26.510	21.347	1'37.438	263,4	15:32'37.368
15	26.083	22.079	26.084	21.746	1'35.992	264,7	15:34'13.360
16	26.056	21.039	25.489	20.918	1'33.502C	266,0	15:35'46.862
17	26.229	21.012	25.436	21.001	1'33.678	266,0	15:37'20.540
18	26.149	20.926	25.552	21.083	1'33.710	267,3	15:38'54.250
19	26.115	21.003	25.419	21.061	1'33.598	266,7	15:40'27.848
20	26.202	<b>20.885</b>	25.510	21.104	1'33.701	266,7	15:42'01.549
21	26.211	21.025	25.619	21.050	1'33.905	267,3	15:43'35.454
22	26.234	21.049	25.534	20.991	1'33.808	268,7	15:45'09.262

#### 3° 5 Y. MONTELLA [1'32.811]

Lap	Seg1	Seg2	Seg3	Seg4	Lap Time	km/h	Local Time
							15:00'03.154
							15:01'57.332
1	42.914	22.902	27.074	21.288	1'54.178P	260,2	15:01'57.332
2	26.332	21.333	25.743	21.117	1'34.525	268,7	15:03'31.857
3	26.293	21.187	25.458	21.041	1'33.979	270,0	15:05'05.836
4	26.335	21.264	25.358	21.047	1'34.004	269,3	15:06'39.840
5	26.191	20.973	25.261	20.859	1'33.284	269,3	15:08'13.124
6	26.143	20.877	25.193	20.973	1'33.186	269,3	15:09'46.310
7	26.220	20.933	25.219	20.944	1'33.316	270,0	15:11'19.626
8	26.181	20.853	25.225	<b>20.817</b>	1'33.076	270,0	15:12'52.702
9	26.138	20.904	25.101	20.893	1'33.036	270,0	15:14'25.738
10	26.173	21.038	25.274	20.900	1'33.385	270,0	15:15'59.123
11	26.091	20.965	25.194	20.878	1'33.128	270,7	15:17'32.251
12	26.371	20.922	25.215	21.021	1'33.529	270,7	15:19'05.780

12/06/2026 P = Pits In/Out - C = Lap Time Cancelled

These data/results cannot be reproduced, stored and/or transmitted in whole or in part by any manner of electronic, mechanical, photocopying, recording, broadcasting or otherwise now known or herein after developed without the previous express consent by the copyright owner, except for reproduction in daily press and regular printed publications on sale to the public within 60 days of the event related to those data/results and always provided that copyright symbol appears together as follows below.



**Pirelli Emilia-Romagna Round, 12-14 June 2026**  
**Chronological Analysis Free Practice 2nd Session**

Misano Circuit Sic 58 4.226 m

2 / 5

6° 67 A. SURRA [1'33.014]							
Lap	Seg1	Seg2	Seg3	Seg4	Lap Time	km/h	Local Time
1	42.750	22.012	26.333	21.210	1'52.305P	266,0	15:02'28.002
2	26.449	21.247	25.792	20.973	1'34.461	268,0	15:04'02.463
3	26.228	21.135	25.693	20.940	1'33.996	270,0	15:05'36.459
4	26.081	21.132	25.612	20.894	1'33.719	270,0	15:07'10.178
5	26.175	21.128	25.486	20.944	1'33.733	<b>271,4</b>	15:08'43.911
6	26.359	21.035	25.730	20.835	1'33.959	268,7	15:10'17.870
7	26.166	21.135	25.648	20.922	1'33.871	270,0	15:11'51.741
8	26.168	20.975	26.006	7'47.037	9'00.186P	269,3	15:20'51.927
9	42.309	23.408	26.447	20.937	1'53.101P	266,7	15:22'45.028
10	26.152	21.035	25.812	21.140	1'34.139	269,3	15:24'19.167
11	27.127	21.811	26.199	10'45.494	12'00.631P	268,0	15:36'19.798
12	41.585	21.114	25.573	20.839	1'49.111P	269,3	15:38'08.909
13	<b>25.962</b>	20.899	<b>25.352</b>	<b>20.801</b>	<b>1'33.014</b>	270,0	15:39'41.923
14	25.969	20.932	25.465	25.826	1'38.192	269,3	15:41'20.115
15	26.270	<b>20.882</b>	25.650	20.831	1'33.633	270,7	15:42'53.748
16	25.733	21.004	25.566	20.949	1'33.252C	<b>271,4</b>	15:44'27.000
17	26.038	20.927	25.621	20.927	1'33.513	270,7	15:46'00.513

16	30.779	22.354	28.132	7'46.528	9'07.793P	249,4	15:34'43.175
17	43.516	22.823	26.729	21.573	1'54.641P	260,9	15:36'37.816
18	26.214	20.977	25.340	21.040	1'33.571	270,0	15:38'11.387
19	26.192	20.973	25.259	21.076	1'33.500	270,7	15:39'44.887
20	26.229	21.065	25.365	20.942	1'33.601	269,3	15:41'18.488
21	26.303	21.033	25.380	20.856	1'33.572	268,7	15:42'52.060
22	27.757	21.242	25.699	21.033	1'35.731C	272,7	15:44'27.791
23	26.167	<b>20.948</b>	25.315	20.918	1'33.348	270,7	15:46'01.139

7° 22 A. LOWES [1'33.102]							
Lap	Seg1	Seg2	Seg3	Seg4	Lap Time	km/h	Local Time
1	26.214	22.108	26.428	21.233	261,5	15:02'44.877	
2	26.323	21.267	25.582	20.904	1'33.967	265,4	15:04'18.844
3	26.043	21.054	25.458	20.860	1'33.695	266,7	15:05'52.539
4	26.129	21.015	25.502	20.966	1'33.612	<b>270,7</b>	15:08'59.377
5	26.180	21.074	25.535	20.997	1'33.786	267,3	15:10'33.163
6	26.327	21.056	28.012	26.934	1'42.329	266,0	15:12'15.492
7	26.601	21.146	25.557	21.104	1'34.408	266,0	15:13'49.900
8	26.446	21.152	25.593	21.096	1'34.287	266,0	15:15'24.187
9	26.272	21.012	25.683	21.061	1'34.028	269,3	15:16'58.215
10	32.081	21.368	25.707	21.225	1'40.381C	266,7	15:18'38.596
11	26.443	21.088	25.614	20.973	1'34.118	266,7	15:20'12.714
12	26.256	20.990	25.513	21.041	1'33.800	264,7	15:21'46.514
13	26.476	21.028	25.732	21.032	1'34.268C	268,7	15:23'20.782
14	26.436	21.115	25.609	21.018	1'34.178	264,7	15:24'54.960
15	26.271	20.926	25.567	21.024	1'33.788	268,7	15:26'28.748
16	32.081	21.298	26.118	39.858	1'59.355CP	268,7	15:28'28.103
17	10'00.324	21.549	25.744	21.098	11'08.715P	266,0	15:39'36.818
18	26.100	20.946	25.356	20.966	1'33.368	268,7	15:41'10.186
19	<b>25.967</b>	<b>20.823</b>	25.527	20.901	1'33.218	267,3	15:42'43.404
20	27.349	23.302	25.504	20.891	1'37.046	269,3	15:44'20.450
21	26.011	20.847	<b>25.312</b>	20.932	<b>1'33.102</b>	270,0	15:45'53.552

9° 95 T. MACKENZIE [1'33.328]							
Lap	Seg1	Seg2	Seg3	Seg4	Lap Time	km/h	Local Time
1	44.183	22.652	26.772	21.373	1'54.980P	264,7	15:02'17.746
2	26.341	21.172	25.532	21.202	1'34.247	268,0	15:03'51.993
3	26.093	21.125	25.440	21.276	1'33.934	271,4	15:05'25.927
4	26.215	21.014	25.455	20.943	1'33.627	271,4	15:06'59.554
5	27.573	21.390	25.579	21.048	1'35.590	<b>273,4</b>	15:08'35.144
6	26.209	21.041	25.579	20.956	1'33.785	272,0	15:10'08.929
7	26.184	<b>20.916</b>	25.464	21.163	1'33.727	270,0	15:11'42.656
8	26.225	20.950	25.526	21.069	1'33.770	270,0	15:13'16.426
9	26.319	21.022	25.669	21.080	1'34.090	269,3	15:14'50.516
10	26.232	21.118	25.559	21.154	1'34.063	269,3	15:16'24.579
11	26.317	20.971	25.821	21.115	1'34.224	270,0	15:17'58.803
12	26.230	21.089	25.511	21.221	1'34.051	268,7	15:19'32.854
13	30.492	22.431	27.138	13'08.657	14'28.718CP	264,1	15:34'01.572
14	42.703	21.844	26.293	21.465	1'52.305P	268,0	15:35'53.877
15	26.186	21.005	25.444	<b>20.903</b>	1'33.538	269,3	15:37'27.415
16	26.128	21.073	25.408	20.988	1'33.597	271,4	15:39'01.012
17	26.096	21.006	25.352	21.026	1'33.480	272,0	15:40'34.492
18	33.396	22.150	27.472	21.210	1'44.228C	265,4	15:42'18.720
19	<b>26.048</b>	21.041	<b>25.255</b>	20.984	<b>1'33.328</b>	270,7	15:43'52.048
20	30.263	21.104	26.188	21.189	1'38.744C	272,7	15:45'30.792

8° 34 L. BALDASSARRI [1'33.255]							
Lap	Seg1	Seg2	Seg3	Seg4	Lap Time	km/h	Local Time
1	45.904	23.209	27.722	22.388	1'59.223P	252,9	15:03'08.994
2	<b>25.990</b>	21.131	26.202	21.857	1'35.180	267,3	15:04'44.174
3	26.239	20.974	25.409	20.894	1'33.516	268,7	15:06'17.690
4	26.119	21.069	25.298	20.907	1'33.393	269,3	15:07'51.083
5	31.835	22.272	26.507	21.764	1'42.378	264,1	15:09'33.461
6	26.090	20.991	25.287	20.887	<b>1'33.255</b>	268,7	15:11'06.716
7	26.846	23.909	26.648	21.305	1'38.708	265,4	15:12'45.424
8	26.137	21.048	25.499	20.865	1'33.549	268,0	15:14'18.973
9	30.270	23.194	29.176	24.166	1'46.806	259,6	15:16'05.779
10	26.230	20.989	25.360	20.970	1'33.549	269,3	15:17'39.328
11	26.209	20.998	25.772	24.146	1'37.125	265,4	15:19'16.453
12	26.210	21.007	25.302	20.900	1'33.419	270,0	15:20'49.872
13	26.749	22.426	28.328	21.294	1'38.797	263,4	15:22'28.669
14	26.165	20.976	25.298	<b>20.840</b>	1'33.279	270,7	15:24'01.948
15	26.180	20.980	<b>25.249</b>	21.025	1'33.434	<b>274,1</b>	15:25'35.382

10° 97 X. VIERGE [1'33.431]							
Lap	Seg1	Seg2	Seg3	Seg4	Lap Time	km/h	Local Time
1	26.251	21.345	25.641	21.082	1'34.319	268,7	15:04'00.520
2	26.218	21.297	25.528	21.109	1'34.152	<b>270,0</b>	15:05'34.672
3	26.208	21.484	25.923	21.217	1'34.832	268,7	15:07'09.504
4	26.161	21.349	25.642	21.190	1'34.342	269,3	15:08'43.846
5	27.231	21.228	25.591	21.040	1'35.090C	268,7	15:10'18.936
6	26.266	21.125	25.503	21.111	1'34.005	<b>270,0</b>	15:11'52.941
7	26.303	21.188	25.665	35.714	1'48.870P	268,0	15:13'41.811
8	8'04.558	21.737	25.918	21.162	9'13.375P	266,7	15:22'55.186
9	26.105	21.326	25.462	21.168	1'34.061	269,3	15:24'29.247
10	26.209	21.267	25.584	21.162	1'34.222	268,0	15:26'03.469
11	26.374	21.483	25.735	27.545	1'41.137	268,0	15:27'44.606
12	26.527	21.422	26.057	35.424	1'49.430P	266,7	15:29'34.036
13	6'10.550	21.460	25.785	21.068	7'18.863P	268,7	15:36'52.899
14	<b>25.948</b>	21.130	<b>25.350</b>	<b>21.003</b>	<b>1'33.431</b>	268,7	15:38'26.330
15	26.070	<b>21.103</b>	25.638	21.117	1'33.928	268,7	15:40'00.258
16	26.155	21.252	33.519	27.130	1'48.056	159,3	15:41'48.314
17	26.331	21.325	25.627	21.133	1'34.416	268,7	15:43'22.730
18	26.370	21.279	25.891	21.637	1'35.177	<b>270,0</b>	15:44'57.907
19	31.697	21.959	26.122	21.753	1'41.531C	266,0	15:46'39.438

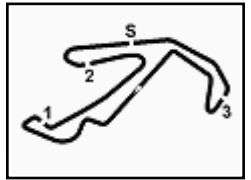
11° 46 T. BRIDEWELL [1'33.518]							
Lap	Seg1	Seg2	Seg3	Seg4	Lap Time	km/h	Local Time
1	42.919	22.334	26.634	21.308	1'53.195P	264,1	15:02'18.360
2	26.328	21.201	25.605	21.087	1'34.221	271,4	15:03'52.581
3	26.086	21.182	25.521	21.024	1'33.813	<b>272,7</b>	15:05'26.394
4	26.163	21.184	25.396	<b>20.885</b>	1'33.628	271,4	15:07'00.022

12/06/2026 P = Pits In/Out - C = Lap Time Cancelled

These data/results cannot be reproduced, stored and/or transmitted in whole or in part by any manner of electronic, mechanical, photocopying, recording, broadcasting or otherwise now known or herein after developed without the previous express consent by the copyright owner, except for reproduction in daily press and regular printed publications on sale to the public within 60 days of the event related to those data/results and always provided that copyright symbol appears together as follows below.

© DORNA WSBK ORGANIZATION Srl 2026





**Pirelli Emilia-Romagna Round, 12-14 June 2026**  
**Chronological Analysis Free Practice 2nd Session**

Misano Circuit Sic 58 4.226 m

4 / 5

**17° 31 G. GERLOFF [1'33.657]**

Lap	Seg1	Seg2	Seg3	Seg4	Lap Time	km/h	Local Time
		22.671	26.943	21.255		258,4	15:01'57.575
1	26.319	21.374	25.812	21.038	1'34.543	<b>269,3</b>	15:03'32.118
2	26.252	21.223	25.634	21.173	1'34.282	268,7	15:05'06.400
3	26.320	21.192	25.528	21.017	1'34.057	<b>269,3</b>	15:06'40.457
4	27.180	21.304	25.886	21.033	1'35.403	266,0	15:08'15.860
5	26.104	21.084	25.881	33.073	1'46.142P	266,7	15:10'02.002
6	5'27.679	21.634	26.170	21.785	6'37.268P	264,1	15:16'39.270
7	27.166	21.389	25.916	21.175	1'35.646	266,0	15:18'14.916
8	26.086	21.326	26.128	<b>21.014</b>	1'34.554	265,4	15:19'49.470
9	26.163	21.573	26.114	33.552	1'47.402P	265,4	15:21'36.872
10	9'14.384	22.109	26.685	21.398	10'24.576P	257,1	15:32'01.448
11	26.077	21.144	25.612	21.031	1'33.864	267,3	15:33'35.312
12	26.058	21.182	25.520	21.045	1'33.805	267,3	15:35'09.117
13	<b>25.988</b>	21.197	25.554	21.163	1'33.902	266,7	15:36'43.019
14	26.021	21.108	25.506	21.022	<b>1'33.657</b>	267,3	15:38'16.676
15	26.105	21.035	25.700	21.022	1'33.862	266,7	15:39'50.538
16	26.064	21.135	25.585	21.045	1'33.829	266,7	15:41'24.367
17	26.189	21.050	25.714	21.015	1'33.968	268,0	15:42'58.335
18	26.203	21.322	25.731	21.046	1'34.302	265,4	15:44'32.637
19	26.157	<b>20.995</b>	<b>25.448</b>	21.234	1'33.834	266,7	15:46'06.471

12	26.125	21.302	25.649	21.238	1'34.314	266,7	15:32'32.820
13	26.213	25.865	27.901	21.719	1'41.698C	251,7	15:34'14.518
14	26.291	21.289	25.544	21.140	1'34.264	266,7	15:35'48.782
15	26.245	21.316	25.558	21.095	1'34.214	267,3	15:37'22.996
16	26.253	21.235	25.626	21.297	1'34.411	266,7	15:38'57.407
17	26.306	21.347	25.696	21.194	1'34.543	267,3	15:40'31.950
18	<b>26.118</b>	21.263	25.743	21.345	1'34.469	266,0	15:42'06.419
19	26.197	21.360	25.780	22.595	1'35.932	265,4	15:43'42.351
20	27.753	22.528	26.424	21.409	1'38.114	265,4	15:45'20.465

**20° 54 B. SOFUOGLU [1'34.470]**

Lap	Seg1	Seg2	Seg3	Seg4	Lap Time	km/h	Local Time
							15:00'00.499
1	47.149	22.808	27.113	22.128	1'59.198P	263,4	15:01'59.697
2	26.826	21.658	25.922	21.479	1'35.885	266,7	15:03'35.582
3	26.487	21.610	26.215	21.371	1'35.683	<b>270,0</b>	15:05'11.265
4	26.365	22.085	25.934	21.315	1'35.699	268,0	15:06'46.964
5	26.537	21.561	25.842	21.365	1'35.305	268,7	15:08'22.269
6	26.476	21.529	25.615	21.344	1'34.964	267,3	15:09'57.233
7	26.709	21.420	25.853	21.495	1'35.477	268,0	15:11'32.710
8	29.563	23.347	27.538	37.000	1'57.448CP	247,7	15:13'30.158
9					4'57.473P		15:18'27.631
10	45.030	22.233	26.816	24.286	1'58.365P	266,7	15:20'25.996
11	26.396	21.422	25.825	21.456	1'35.099	266,0	15:22'01.095
12	26.310	21.405	25.647	21.376	1'34.738	266,0	15:23'35.833
13	26.473	21.462	28.143	38.733	1'54.811P	268,0	15:25'30.644
14					3'50.936P		15:29'21.580
15	45.166	22.204	26.585	21.839	1'55.794P	265,4	15:31'17.374
16	26.515	21.541	25.667	<b>21.222</b>	1'34.945	265,4	15:32'52.319
17	26.312	21.398	26.935	37.180	1'51.825P	268,0	15:34'44.144
18					1'40.925P		15:36'25.069
19	44.858	21.757	26.381	22.257	1'55.253P	268,0	15:38'20.322
20	<b>26.213</b>	21.274	25.682	21.334	1'34.503	268,7	15:39'54.825
21	26.233	<b>21.242</b>	25.638	21.358	1'34.471	268,7	15:41'29.296
22	26.293	21.323	<b>25.526</b>	21.328	<b>1'34.470</b>	269,3	15:43'03.766
23	26.301	21.368	25.693	21.460	1'34.822	268,0	15:44'38.588
24	26.276	21.362	25.635	21.420	1'34.693	268,0	15:46'13.281

**18° 60 M. VAN DER MARK [1'33.827]**

Lap	Seg1	Seg2	Seg3	Seg4	Lap Time	km/h	Local Time
		24.955	27.859	22.498		262,1	15:01'58.564
1	26.795	21.644	26.159	21.502	1'36.100	268,0	15:03'34.664
2	26.550	21.357	27.710	21.273	1'36.890	268,7	15:05'11.554
3	26.385	21.371	25.804	21.315	1'34.875	270,0	15:06'46.429
4	26.414	21.255	25.841	21.241	1'34.751	268,0	15:08'21.180
5	26.332	21.164	25.724	21.376	1'34.596	268,0	15:09'55.776
6	26.218	21.217	25.760	21.218	1'34.413	266,7	15:11'30.189
7	29.878	22.199	27.187	33.182	1'52.446CP	258,4	15:13'22.635
8	6'11.158	21.807	26.441	21.626	7'21.032P	268,0	15:20'43.667
9	26.360	21.264	25.694	21.349	1'34.667	268,0	15:22'18.334
10	26.250	21.260	25.858	21.397	1'34.765	268,0	15:23'53.099
11	30.040	21.415	25.998	33.435	1'50.888CP	<b>271,4</b>	15:25'43.987
12	5'20.336	23.421	27.148	21.275	6'32.180P	270,7	15:32'16.167
13	26.100	21.127	25.726	<b>21.172</b>	1'34.125	268,7	15:33'50.292
14	26.118	21.099	25.564	21.221	1'34.002	269,3	15:35'24.294
15	26.055	<b>20.977</b>	<b>25.520</b>	21.275	<b>1'33.827</b>	268,0	15:36'58.121
16	28.571	21.415	28.024	21.386	1'39.396C	240,0	15:38'37.517
17	26.206	21.043	25.546	21.261	1'34.056	270,7	15:40'11.573
18	26.223	21.302	26.359	21.567	1'35.451	264,1	15:41'47.024
19	26.093	21.053	25.669	21.263	1'34.078	<b>271,4</b>	15:43'21.102
20	26.160	21.091	25.674	21.281	1'34.206	270,0	15:44'55.308
21	<b>26.044</b>	21.230	25.635	21.278	1'34.187	270,0	15:46'29.495

**21° 17 R. VICKERS [1'34.693]**

Lap	Seg1	Seg2	Seg3	Seg4	Lap Time	km/h	Local Time
							15:00'19.692
1	43.566	22.668	26.607	21.708	1'54.549P	266,0	15:02'14.241
2	26.655	21.484	26.078	21.192	1'35.409	264,1	15:03'49.650
3	26.473	21.433	25.914	<b>21.035</b>	1'34.855	268,7	15:05'24.505
4	26.437	21.279	25.951	21.180	1'34.847	267,3	15:06'59.352
5	26.415	21.229	<b>25.857</b>	21.192	<b>1'34.693</b>	269,3	15:08'34.045
6	26.412	21.220	26.260	21.436	1'35.328	266,0	15:10'09.373
7	26.371	<b>21.190</b>	28.681	24.439	1'40.681	<b>270,7</b>	15:11'50.054
8	26.505	21.256	28.446	8'56.753	10'12.960P	267,3	15:22'03.014
9	43.347	21.861	26.230	21.542	1'52.980P	264,7	15:23'55.994
10	26.547	21.458	26.048	21.360	1'35.413	266,0	15:25'31.407
11	26.341	21.356	26.106	21.345	1'35.148	266,7	15:27'06.555
12	<b>26.309</b>	21.314	25.922	21.235	1'34.780	264,7	15:28'41.335
13	26.437	21.452	25.967	21.179	1'35.035	265,4	15:30'16.370
14	26.431	21.228	26.003	21.280	1'34.942	266,7	15:31'51.312
15	26.435	21.303	25.870	21.199	1'34.807	266,0	15:33'26.119
16	26.516	23.319	26.313	21.212	1'37.360	266,7	15:35'03.479
17	26.359	22.935	30.555	21.366	1'41.215	233,3	15:36'44.694
18	26.310	21.400	25.871	22.552	1'36.133	266,7	15:38'20.827
19	26.452	23.534	28.399	21.924	1'40.309	263,4	15:40'01.136
20	26.430	23.108	29.504	2'56.902	4'15.944P	262,8	15:44'17.080
21	43.881	23.280	26.693	23.067	1'56.921P	261,5	15:46'14.001

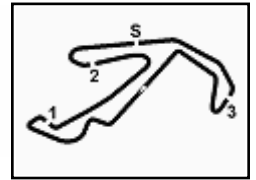
**19° 35 S. CHANTRA [1'34.002]**

Lap	Seg1	Seg2	Seg3	Seg4	Lap Time	km/h	Local Time
							15:00'19.230
1	43.806	22.719	26.591	21.704	1'54.820P	262,1	15:02'14.050
2	26.507	21.600	25.928	21.316	1'35.351	264,1	15:03'49.401
3	26.442	21.542	25.772	<b>21.073</b>	1'34.829	265,4	15:05'24.230
4	26.422	21.341	25.725	21.192	1'34.680	264,7	15:06'58.910
5	26.363	21.311	25.834	21.280	1'34.788	266,7	15:08'33.698
6	32.215	24.103	28.945	21.319	1'46.582C	216,4	15:10'20.280
7	26.342	21.323	25.549	21.101	1'34.315	<b>268,0</b>	15:11'54.595
8	26.177	<b>21.120</b>	<b>25.536</b>	21.169	<b>1'34.002</b>	<b>268,0</b>	15:13'28.597
9	29.345	23.368	28.098	12'40.460	14'01.271CP	242,2	15:27'29.868
10	43.260	22.479	26.041	21.578	1'53.358P	265,4	15:29'23.226
11	26.258	21.715	25.962	21.345	1'35.280	264,1	15:30'58.506

12/06/2026 P = Pits In/Out - C = Lap Time Cancelled

These data/results cannot be reproduced, stored and/or transmitted in whole or in part by any manner of electronic, mechanical, photocopying, recording, broadcasting or otherwise now known or herein after developed without the previous express consent by the copyright owner, except for reproduction in daily press and regular printed publications on sale to the public within 60 days of the event related to those data/results and always provided that copyright symbol appears together as follows below.

© DORNA WSBK ORGANIZATION Srl 2026



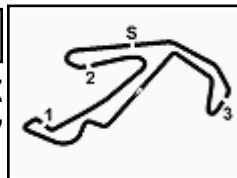
## Pirelli Emilia-Romagna Round, 12-14 June 2026 Chronological Analysis Free Practice 2nd Session

22°								13 M. RATO [1'35.560]	
Lap	Seg1	Seg2	Seg3	Seg4	Lap Time	km/h	Local Time		
							14:59'55.964		
1	45.794	22.295	26.397	21.650	1'56.136P	260,9	15:01'52.100		
2	26.834	21.783	26.042	21.476	1'36.135	261,5	15:03'28.235		
3	26.627	21.596	<b>25.850</b>	21.487	<b>1'35.560</b>	261,5	15:05'03.795		
4	26.626	29.965	26.121	21.531	1'44.243	260,2	15:06'48.038		
5	26.505	21.784	25.929	<b>21.377</b>	1'35.595	264,1	15:08'23.633		
6	<b>26.472</b>	21.534	26.132	21.575	1'35.713	<b>267,3</b>	15:09'59.346		
7	26.613	<b>21.533</b>	25.953	43.872	1'57.971P	262,8	15:11'57.317		
8					7'42.947P		15:19'40.264		
9	48.301	21.952	25.941	21.571	1'57.765P	262,1	15:21'38.029		
10	26.733	21.668	25.887	21.407	1'35.695C	263,4	15:23'13.724		
11	30.109	21.749	29.421	21.558	1'42.837C	261,5	15:24'56.561		
12	26.522	21.627	25.953	22.509	1'36.611	264,7	15:26'33.172		
13	26.711	21.667	25.972	21.445	1'35.795	261,5	15:28'08.967		
14	26.729	21.617	26.088	21.379	1'35.813	260,2	15:29'44.780		
15	26.612	21.590	25.970	21.411	1'35.583	262,8	15:31'20.363		
16	26.593	23.753	27.127	41.335	1'58.808P	258,4	15:33'19.171		
17					5'55.312P		15:39'14.483		
18	45.394	21.945	26.190	28.639	2'02.168P	261,5	15:41'16.651		
19	30.686	21.510	26.237	21.634	1'40.067C	264,7	15:42'56.718		
20	26.591	24.727	26.336	32.388	1'50.042C	265,4	15:44'46.760		

12/06/2026 P = Pits In/Out - C = Lap Time Cancelled

These data/results cannot be reproduced, stored and/or transmitted in whole or in part by any manner of electronic, mechanical, photocopying, recording, broadcasting or otherwise now known or herein after developed without the previous express consent by the copyright owner, except for reproduction in daily press and regular printed publications on sale to the public within 60 days of the event related to those data/results and always provided that copyright symbol appears together as follows below.

© DORNA WSBK ORGANIZATION Srl 2026



## Pirelli Emilia-Romagna Round, 12-14 June 2026

### Best Laps & Speeds

No.	Rider Bike	Nat	Best Lap		FP1		FP2												
			LL	SPD	LL	SPD	LL	SPD											
1	<b>11 N. BULEGA</b> Ducati Panigale V4R	ITA	<b>1'32.235</b> 41 274,1		1'32.733 20 <b>274,1</b>		<b>1'32.235</b> 21 273,4												
2	<b>7 I. LECUONA</b> Ducati Panigale V4R	ESP	<b>1'32.401</b> 40 276,2		1'32.792 20 <b>276,2</b>		<b>1'32.401</b> 20 <b>276,2</b>												
3	<b>5 Y. MONTELLA</b> Ducati Panigale V4R	ITA	<b>1'32.811</b> 46 272,0		1'33.115 22 <b>272,0</b>		<b>1'32.811</b> 24 <b>272,0</b>												
4	<b>14 S. LOWES</b> Ducati Panigale V4R	GBR	<b>1'32.904</b> 41 272,7		1'33.039 20 272,0		<b>1'32.904</b> 21 <b>272,7</b>												
5	<b>47 A. BASSANI</b> bimota KB998 Rimini	ITA	<b>1'33.003</b> 39 272,0		1'33.637 17 271,4		<b>1'33.003</b> 22 <b>272,0</b>												
6	<b>67 A. SURRA</b> Ducati Panigale V4R	ITA	<b>1'33.014</b> 36 274,1		1'33.135 19 <b>274,1</b>		<b>1'33.014</b> 17 271,4												
7	<b>22 A. LOWES</b> bimota KB998 Rimini	GBR	<b>1'33.102</b> 38 270,7		1'33.687 17 270,0		<b>1'33.102</b> 21 <b>270,7</b>												
8	<b>34 L. BALDASSARRI</b> Ducati Panigale V4R	ITA	<b>1'33.255</b> 44 274,1		1'33.334 21 272,7		<b>1'33.255</b> 23 <b>274,1</b>												
9	<b>95 T. MACKENZIE</b> Ducati Panigale V4R	GBR	<b>1'33.328</b> 38 274,8		1'33.792 18 <b>274,8</b>		<b>1'33.328</b> 20 273,4												
10	<b>97 X. VIERGE</b> Yamaha YZF R1	ESP	<b>1'33.431</b> 38 274,1		1'33.446 19 <b>274,1</b>		<b>1'33.431</b> 19 270,0												
11	<b>46 T. BRIDEWELL</b> Ducati Panigale V4R	GBR	<b>1'33.518</b> 34 273,4		1'34.196 17 <b>273,4</b>		<b>1'33.518</b> 17 272,7												
12	<b>19 A. BAUTISTA</b> Ducati Panigale V4R	ESP	<b>1'33.554</b> 40 277,6		1'33.919 20 <b>277,6</b>		<b>1'33.554</b> 20 274,1												
13	<b>87 R. GARDNER</b> Yamaha YZF R1	AUS	<b>1'33.564</b> 38 272,0		1'33.679 19 <b>272,0</b>		<b>1'33.564</b> 19 267,3												
14	<b>62 S. MANZI</b> Yamaha YZF R1	ITA	<b>1'33.600</b> 36 270,7		1'34.106 17 <b>270,7</b>		<b>1'33.600</b> 19 268,7												
15	<b>55 A. LOCATELLI</b> Yamaha YZF R1	ITA	<b>1'33.609</b> 34 274,1		1'34.051 16 <b>274,1</b>		<b>1'33.609</b> 18 269,3												
16	<b>31 G. GERLOFF</b> Kawasaki ZX-10RR	USA	<b>1'33.640</b> 36 273,4		1'33.640 17 <b>273,4</b>		1'33.657 19 269,3												
17	<b>88 M. OLIVEIRA</b> BMW M1000 RR	POR	<b>1'33.645</b> 36 274,8		1'34.125 18 274,1		<b>1'33.645</b> 18 <b>274,8</b>												
18	<b>60 M. VAN DER MARK</b> BMW M1000 RR	NED	<b>1'33.827</b> 41 274,1		1'34.092 20 <b>274,1</b>		<b>1'33.827</b> 21 271,4												
19	<b>35 S. CHANTRA</b> Honda CBR1000RR-R SP	THA	<b>1'34.002</b> 42 268,7		1'34.356 22 <b>268,7</b>		<b>1'34.002</b> 20 268,0												
20	<b>54 B. SOFUOGLU</b> Yamaha YZF R1	TUR	<b>1'34.470</b> 47 270,0		1'34.549 23 269,3		<b>1'34.470</b> 24 <b>270,0</b>												
21	<b>17 R. VICKERS</b> Honda CBR1000RR-R SP	GBR	<b>1'34.693</b> 38 271,4		1'35.362 17 <b>271,4</b>		<b>1'34.693</b> 21 270,7												
22	<b>13 M. RATO</b> Yamaha YZF R1	ITA	<b>1'35.543</b> 38 270,0		<b>1'35.543</b> 18 <b>270,0</b>		1'35.560 20 267,3												

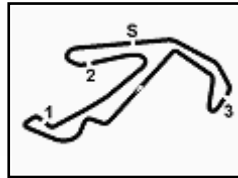
12/06/2026

These data/results cannot be reproduced, stored and/or transmitted in whole or in part by any manner of electronic, mechanical, photocopying, recording, broadcasting or otherwise now known or herein after developed without the previous express consent by the copyright owner, except for reproduction in daily press and regular printed publications on sale to the public within 60 days of the event related to those data/results and always provided that copyright symbol appears together as follows below.

© DORNA WSBK ORGANIZATION Srl 2026

FICR PERUGIA TIMING





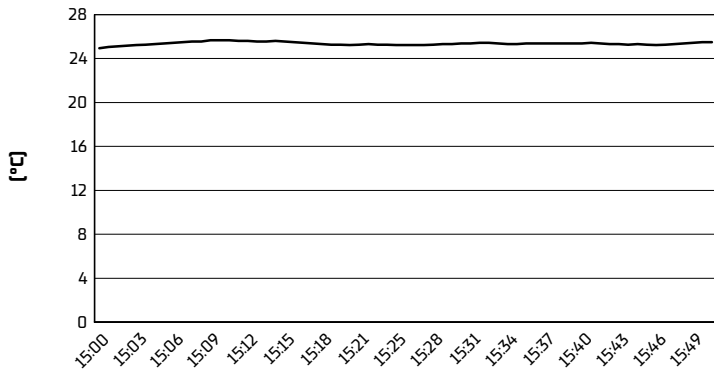
Misano Circuit Sic 58 4.226 m

## Pirelli Emilia-Romagna Round, 12-14 June 2026

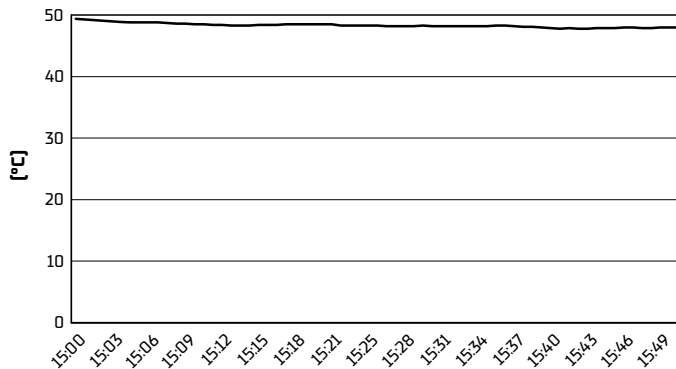
### Weather Report Free Practice 2nd Session

Session started 15:00 - Session ended 15:50

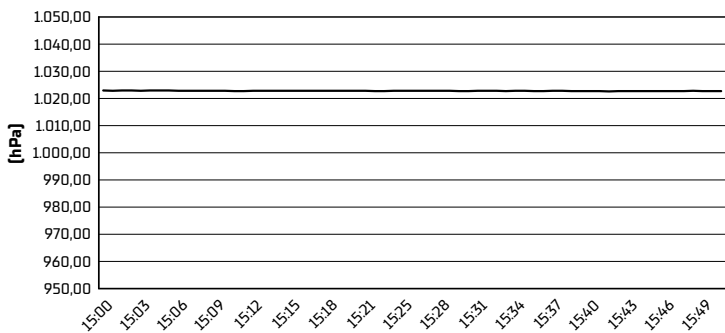
#### Air Temperature



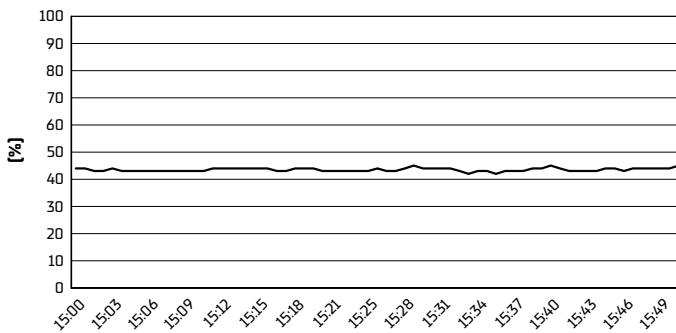
#### Track Temperature



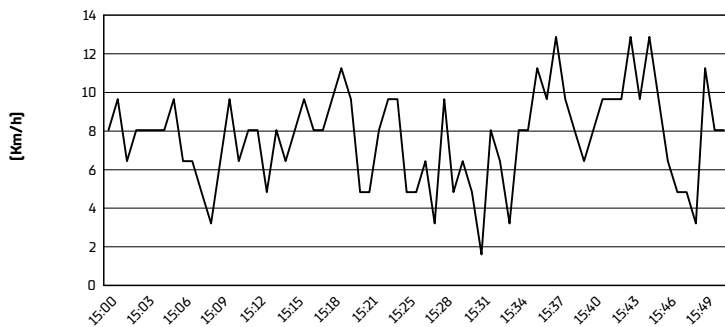
#### Air Pressure



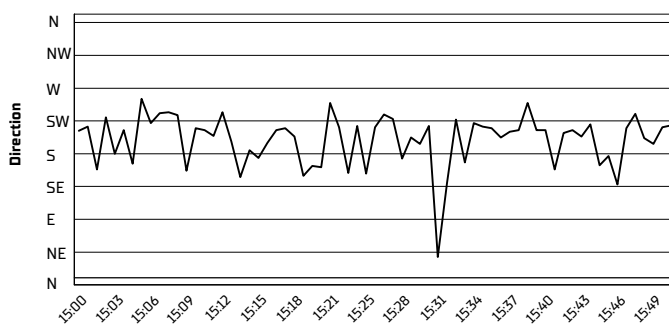
#### Humidity



#### Wind Speed



#### Wind Direction



12/06/2026

These data/results cannot be reproduced, stored and/or transmitted in whole or in part by any manner of electronic, mechanical, photocopying, recording, broadcasting or otherwise now known or herein after developed without the previous express consent by the copyright owner, except for reproduction in daily press and regular printed publications on sale to the public within 60 days of the event related to those data/results and always provided that copyright symbol appears together as follows below.

© DORNA WSBK ORGANIZATION Srl 2026