

Pirelli Emilia-Romagna Round, 12-14 June 2026 Results Race 2

Laps 12 = 50,712 Km - Time of Race 20'47.645 - Avg. 146,326 km/h

1 / 3

Pos	Grid	No. Rider	Nat	Team	Bike	LL	Gap	Rel.	Fastest Lap	Speed	Qualifying	Speed
1	3	38 D. SALVADOR	ESP	Team ProDina Kawasaki XCI	Kawasaki ZX-6R 636	12			1'43.202	208,9	1'42.280	211,4
2	2	50 C. THOMPSON	AUS	Team BrCorse	Yamaha YZF-R7	12	0.039	0.039	1'43.176	214,3	1'42.713	208,9
3	1	73 F. SEABRIGHT	GBR	PHR Performance Triumph	Triumph Daytona 660	12	0.148	0.109	1'42.966	213,0	1'42.912	210,5
4	10	25 F. BIANCHI	ITA	Team MMP Velocita	Aprilia RS 660 Factory	12	0.942	0.794	1'43.043	214,3	1'42.417	210,1
5	8	34 X. ARTIGAS	ESP	MTM Kawasaki	Kawasaki ZX-6R 636	12	1.055	0.113	1'43.100	211,4	1'43.214	211,4
6	12	6 J. BUIJS	NED	Track & Trades Wixx Racing	Suzuki GSX-8R	12	1.097	0.042	1'43.264	211,8	1'42.779	211,4
7	11	91 M. VANNUCCI	ITA	Revo-M2	Aprilia RS 660 Factory	12	1.167	0.070	1'42.697	215,6	1'42.660	213,0
8	4	43 M. GAGGI	ITA	Team BrCorse	Yamaha YZF-R7	12	1.359	0.192	1'43.243	211,4	1'43.746	213,0
9	6	77 J. OSUNA	ESP	Deza-Box 77 Racing Team	Kawasaki ZX-6R 636	12	1.523	0.164	1'43.144	211,4	1'43.157	208,9
10	5	47 A. TORRES	ESP	Team ProDina Kawasaki XCI	Kawasaki ZX-6R 636	12	3.772	2.249	1'43.141	212,2	1'42.885	212,6
11	24	26 M. GENNAI	ITA	Panattoni BGR Smrz Racing	Yamaha YZF-R7	12	4.789	1.017	1'43.129	210,5	1'44.479	210,5
12	15	65 F. FLEERACKERS	BEL	Track & Trades Wixx Racing	Suzuki GSX-8R	12	4.860	0.071	1'43.056	213,0	1'43.666	210,5
13	13	16 A. FUERTES	ESP	Deza-Box 77 Racing Team	Kawasaki ZX-6R 636	12	4.997	0.137	1'43.198	209,7	1'43.287	210,1
14	19	39 J. RISUENO	ESP	Pons Motosport Italika Racing	Kawasaki ZX-6R 636	12	5.144	0.147	1'43.368	213,0	1'44.041	211,8
15	17	68 K. BEEKMANS	NED	VLR Racing Team Suzuki	Suzuki GSX-8R	12	5.665	0.521	1'43.293	210,1	1'43.921	206,5
16	29	55 H. DESSOY	GBR	PHR Performance Triumph	Triumph Daytona 660	12	12.341	6.676	1'43.472	211,8	1'44.738	208,5
17	28	11 M. SORRENTI	ITA	Revo-M2	Aprilia RS 660 Factory	12	12.576	0.235	1'43.573	210,5	1'44.642	206,5
18	33	89 T. AKSU	AUS	PATA AG Motorsport Italia	Honda CBR600RR	12	15.563	2.987	1'43.709	212,6	1'43.614	208,5
19	27	40 J. CORREA	USA	Pons Motosport Italika Racing	Kawasaki ZX-6R 636	12	17.427	1.864	1'44.272	213,0	1'44.622	210,1
20	22	41 I. PERISTERAS	GRE	MMR	Aprilia RS 660 Factory	12	17.624	0.197	1'44.088	210,5	1'44.249	208,1
21	9	23 E. BARTOLINI	ITA	CM Triumph Factory Racing	Triumph Daytona 660	12	19.010	1.386	1'42.903	213,4	1'42.854	213,9
22	26	92 G. CAZARD	FRA	Yamaha AD78 FIMLA by MS Racing	Yamaha YZF-R7	12	21.440	2.430	1'44.267	213,0	1'44.552	208,5
23	30	93 A. AGASKA	INA	Progp Nitiracing	Yamaha YZF-R7	12	35.627	14.187	1'44.370	211,4	1'44.873	212,6
24	32	99 A. ZANCA	ITA	Kove Racing Team 109	Kove 450RR	12	50.135	14.508	1'46.679	208,1	1'46.050	204,5
25	20	69 A. DI PERSIO	ITA	ARCO Yamaha MotoR University Team	Yamaha YZF-R7	12	59.760	9.625	1'44.578	214,3	1'44.045	210,5
-----Not Classified-----												
RET	14	7 B. FERNANDEZ	ESP	Kove Racing Team 109	Kove 450RR	10	2 Laps		1'43.570	209,3	1'43.463	211,8
RET	23	12 H. MAIER	BRA	Yamaha AD78 FIMLA by MS Racing	Yamaha YZF-R7	9	3 Laps		1'43.297	209,7	1'44.258	208,1
RET	31	21 T. SOVICKA	CZE	Panattoni BGR Smrz Racing	Yamaha YZF-R7	6	6 Laps		1'44.755	207,3	1'46.019	206,1
RET	21	33 G. SANCHEZ	ESP	ARCO Yamaha MotoR University Team	Yamaha YZF-R7	4	8 Laps		1'44.079	210,9	1'44.125	210,9
RET	16	71 L. VENEMAN	NED	MTM Kawasaki	Kawasaki ZX-6R 636	1	11 Laps			209,3	1'43.712	211,8
RET	18	98 T. BENETTI	ITA	MMR	Aprilia RS 660 Factory	1	11 Laps			212,6	1'44.039	213,0
RET	7	18 B. IERACI	ITA	CM Triumph Factory Racing	Triumph Daytona 660	0					1'42.758	211,4

AIR	Humidity:	35%	Temp:	30°C
TRACK	Condition:	Dry	Temp:	51°C

Records	Pole (SP)	2026	D.Salvador	1'42.280	148,745 Km/h
	Race (RC1)	2026	F.Seabright	1'42.822	147,961 Km/h
	All Times (SP)	2026	D.Salvador	1'42.280	148,745 Km/h
Race Fastest Lap	[New Record]	Lap 9	M.Vannucci	1'42.697	148,141 Km/h

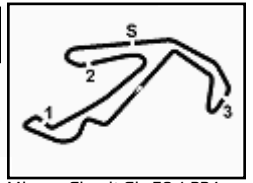
LAP LEADERS				
No. Rider	From	To	Laps	Total
38 D. SALVADOR	1	2	2	
73 F. SEABRIGHT	3	3	1	
38 D. SALVADOR	4	4	1	
50 C. THOMPSON	5	8	4	4
38 D. SALVADOR	9	10	2	
73 F. SEABRIGHT	11	11	1	2
38 D. SALVADOR	12	12	1	6

TOTAL LEADER LAPS			
No. Rider	Laps		
91 M. VANNUCCI	28	34 X. ARTIGAS	3
18 B. IERACI	17	73 F. SEABRIGHT	2
6 J. BUIJS	16	23 E. BARTOLINI	1
65 F. FLEERACKERS	13		
38 D. SALVADOR	10		
47 A. TORRES	5		
71 L. VENEMAN	5		
50 C. THOMPSON	4		

Start 14/06/2026 12:45 End 13:09 The results are provisional until the end of the time limit for protests and appeals and the completion of the technical checks. Clerk Of The Course: **Raffaele De Fabritiis** Publication Time: **13:12**

These data/results cannot be reproduced, stored and/or transmitted in whole or in part by any manner of electronic, mechanical, photocopying, recording, broadcasting or otherwise now known or herein after developed without the previous express consent by the copyright owner, except for reproduction in daily press and regular printed publications on sale to the public within 60 days of the event related to those data/results and always provided that copyright symbol appears together as follows below.

© DORNA WSBK ORGANIZATION Srl 2026



Pirelli Emilia-Romagna Round, 12-14 June 2026
Results Race 2

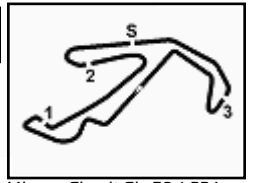
Race Highlights

Time	No. Rider	Description
12.30.00		Sighting Lap Started
12.43.04		Warm Up Lap Started
12.45.47		Start of Session
12.46.05		Yellow Flag Out - Turn 3
12.46.11	18 B. IERACI	#18 Crashed - Turn 3
12.46.12		Yellow Flag Out - Turn 3
12.46.25		Yellow Flag Out - Turn 3
12.46.46		Yellow Flag In - Turn 3
12.46.50	93 A. AGASKA	#93 Long Lap Penalty - Irresponsible Riding - Race 1
12.48.11		No Jump Starts
12.48.24	18 B. IERACI	#18 Not Actively Competing
12.48.51		Yellow Flag Out - Turn 12
12.48.51		Yellow Flag Out - Turn 13
12.48.52		Yellow Flag Out - Turn 12
12.48.52		Yellow Flag Out - Turn 13
12.49.04	71 L. VENEMAN	#71 Crashed - Turn 13
12.49.04	98 T. BENETTI	#98 Crashed - Turn 13
12.49.45		Incident at turn 13 - To be reviewed after the race
12.49.54		Yellow Flag In - Turn 12
12.49.54		Yellow Flag In - Turn 13
12.49.54		Riders Under Yellow Flag at Turn 13: #92 #21 #99
12.50.27	98 T. BENETTI	#98 Not Actively Competing
12.50.34	71 L. VENEMAN	#71 Not Actively Competing
12.50.35	6 J. BUIS	#6 Lap Time Cancelled [1'43.597] - Exceeded Track Limits - Turn 15
12.51.29	71 L. VENEMAN	#71 Medical Centre
12.52.10	38 D. SALVADOR	#38 Lap Time Cancelled [1'43.552] - Exceeded Track Limits - Turn 11
12.52.31	93 A. AGASKA	#93 2X Long Lap Penalty - Ignoring Long Lap Penalty
12.53.57	93 A. AGASKA	#93 1 of 2X Long Lap Penalty Completed
12.54.05		Yellow Flag Out - Turn 14
12.54.08		Yellow Flag Out - Turn 12
12.54.08		Yellow Flag Out - Turn 13
12.54.08		Yellow Flag Out - Turn 12
12.54.08		Yellow Flag Out - Turn 13
12.54.09		Yellow Flag Out - Turn 14
12.54.13	33 G. SANCHEZ	#33 Crashed - Turn 13
12.54.17		Yellow Flag In - Turn 14
12.54.17		Riders Under Yellow Flag at Turn 14: #55 #89 #40 #41 #92 #69 #21 #23 #93
12.54.19	23 E. BARTOLINI	#23 Crashed - Turn 14
12.54.23	23 E. BARTOLINI	#23 Rejoined
12.55.39		Yellow Flag In - Turn 12
12.55.39		Riders Under Yellow Flag at Turn 12: #99 #38 #50 #34 #47 #73 #25 #43 #6 #77 #65 #16 #7
12.55.39		Yellow Flag In - Turn 13
12.55.39		Riders Under Yellow Flag at Turn 13: #93 #99
12.55.45	93 A. AGASKA	#93 2 of 2X Long Lap Penalty Completed
12.56.04	33 G. SANCHEZ	#33 Not Actively Competing
12.57.47		Yellow Flag Out - Turn 14
12.57.48		Double Yellow Flag Out - Turn 14
12.57.49		Yellow Flag Out - Turn 14
12.57.53	21 T. SOVICKA	#21 Crashed - Turn 14
12.58.13	21 T. SOVICKA	#21 Rejoined
12.58.14		Yellow Flag In - Turn 14
12.58.14		Riders Under Yellow Flag at Turn 14: #93 #99
12.58.34	21 T. SOVICKA	#21 Entered Pit Lane
12.58.42	7 B. FERNANDEZ	#7 Lap Time Cancelled [1'43.951] - Exceeded Track Limits - Turn 16
12.59.30		Yellow Flag Out - Turn 14
12.59.33		Yellow Flag Out - Turn 14
12.59.35		2/3 of Race Distance Completed
12.59.45	69 A. DI PERSIO	#69 Crashed - Turn 14

Start 14/06/2026 12:45 End 13:09 The results are provisional until the end of the time limit for protests and appeals and the completion of the technical checks. Clerk Of The Course: **Raffaele De Fabritiis** Publication Time: **13:12**

These data/results cannot be reproduced, stored and/or transmitted in whole or in part by any manner of electronic, mechanical, photocopying, recording, broadcasting or otherwise now known or herein after developed without the previous express consent by the copyright owner, except for reproduction in daily press and regular printed publications on sale to the public within 60 days of the event related to those data/results and always provided that copyright symbol appears together as follows below.

© DORNA WSBK ORGANIZATION Srl 2026



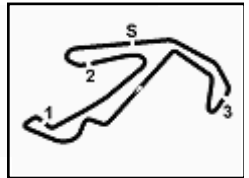
Pirelli Emilia-Romagna Round, 12-14 June 2026
Results Race 2

12.59.55		Yellow Flag In - Turn 14
12.59.55		Riders Under Yellow Flag at Turn 14: #93 #99 #69
13.00.03	69 A. DI PERSIO	#69 Rejoined
13.00.11	21 T. SOVICKA	#21 Retired
13.00.51	33 G. SANCHEZ	#33 Medical Centre
13.01.17	47 A. TORRES	#47 Lap Time Cancelled [1'43.492] - Exceeded Track Limits - Turn 10
13.02.01	7 B. FERNANDEZ	#7 Lap Time Cancelled [1'43.799] - Exceeded Track Limits - Turn 16
13.02.48		Yellow Flag Out - Turn 14
13.02.51		Yellow Flag Out - Turn 14
13.02.59	12 H. MAIER	#12 Crashed - Turn 14
13.03.13		Yellow Flag Out - Turn 1-2
13.03.19		Yellow Flag In - Turn 14
13.03.19		Riders Under Yellow Flag at Turn 14: #89 #41 #40 #92 #23 #93 #99
13.03.22	7 B. FERNANDEZ	#7 Crashed - Turn 2
13.03.46		Yellow Flag In - Turn 1-2
13.03.47		Riders Under Yellow Flag at Turn 1-2: #89 #40 #41 #92 #23 #93 #99
13.04.44	25 F. BIANCHI	#25 Lap Time Cancelled [1'44.152] - Exceeded Track Limits - Turn 11
13.04.57	7 B. FERNANDEZ	#7 Not Actively Competing
13.05.08	12 H. MAIER	#12 Not Actively Competing
13.07.47		Podium Confirmed
13.09.23		Results Confirmed
13.09.28		End of Session
13.20.00	47 A. TORRES	#47 has been penalized with a 3 seconds penalty - Irresponsible riding - LLP Time

Start End The results are provisional until the end of the time limit for protests and appeals Clerk Of The Course: **Raffaele De Fabritiis**
14/06/2026 12:45 13:09 and the completion of the technical checks. Publication Time: **13:12**

These data/results cannot be reproduced, stored and/or transmitted in whole or in part by any manner of electronic, mechanical, photocopying, recording, broadcasting or otherwise now known or herein after developed without the previous express consent by the copyright owner, except for reproduction in daily press and regular printed publications on sale to the public within 60 days of the event related to those data/results and always provided that copyright symbol appears together as follows below.

© DORNA WSBK ORGANIZATION Srl 2026

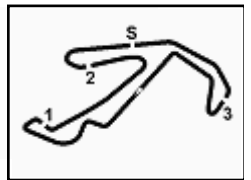


**Pirelli Emilia-Romagna Round, 12-14 June 2026
Riders Standings**

	Points	Points From First	Points From Previous	March 23 PORTIMAO	April 19 ASSEN	May 17 MOST	May 31 ARAGON	June 14 MISANO	September 9 MAGNY-COURS	September 27 CREMONA	October 18 JEREZ								
1 SALVADOR David [ESP]	164			20 20	16 13	16 16	25	13 25											
2 TORRES Antonio [ESP]	130	34		25 16	6 6	13 25	13 9	11 6											
3 ARTIGAS Xavi [ESP]	129	35	1	11 13	20 10	10	20 25	9 11											
4 BUIS Jeffrey [NED]	107	57	22	13 10	25 16	20	6	7 10											
5 VANNUCCI Matteo [ITA]	99	65	8	8	13 20	25 13	11	9											
6 THOMPSON Carter [AUS]	93	71	6	4 2	3 7		11 10 20	16 20											
7 IERACI Bruno [ITA]	88	76	5	10 6	10 9	8 20		25											
8 FLEERACKERS Ferre [BEL]	84	80	4	16 7	11 25	7 6	8	4											
9 SEABRIGHT Fenton [GBR]	64	100	20			9	16 13	10 16											
10 VENEMAN Loris [NED]	62	102	2	7 25	8	11	9	2											
11 FUERTES Alvaro [ESP]	48	116	14	8 5		4 8	5 11	4 3											
12 BARTOLINI Elia [ITA]	46	118	2	11	9 2	2	4 10	8											
13 DESSOY Harrison [GBR]	41	123	5	4	3	10	8 16												
14 BIANCHI Filippo [ITA]	33	131	8					20 13											
15 GAGGI Marco [ITA]	30	134	3	6 1	5 4		1 5	8											
16 OSUNA Jose [ESP]	30	134	0		4		7	7 5 7											
17 BEEKMANS Kas [NED]	25	139	5		8 11	5		1											
18 GENNAI Mirko [ITA]	22	142	3	3	2 1		3 3 4	1 5											
19 PONCET Diego [FRA]	18	146	4	9 9															
20 FERNANDEZ Benat [ESP]	18	146	0		7 5	6													
21 MULYA Felix [INA]	12	152	6			3 9													
22 DI PERSIO Alessandro [ITA]	12	152	0	5			7												
23 BENETTI Thomas [ITA]	11	153	1	3			2	6											
24 RISUENO Juan [ESP]	11	153	0	1			5	3 2											
25 CORREA Julian [USA]	10	154	1				4	6											

14/06/2026 First Line: Championship Standings - Second Line: Ranking Progression
 These data/results cannot be reproduced, stored and/or transmitted in whole or in part by any manner of electronic, mechanical, photocopying, recording, broadcasting or otherwise now known or herein after developed without the previous express consent by the copyright owner, except for reproduction in daily press and regular printed publications on sale to the public within 60 days of the event related to those data/results and always provided that copyright symbol appears together as follows below.
 © DORNA WSBK ORGANIZATION Srl 2026





Pirelli Emilia-Romagna Round, 12-14 June 2026
Riders Standings

Misano Circuit Sic 58 4.226 m

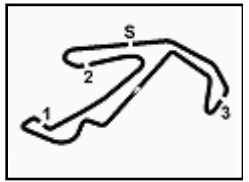
2 / 2

	Points	Points From First	Points From Previous	March 23 PORTIMAO	April 19 ASSEN	May 17 MOST	May 31 ARAGON	June 14 MISANO	September 9 MAGNY-COURS	September 27 CREMONA	October 18 JEREZ							
26 SANCHEZ Gonzalo [ESP]	4	160	6		1		3											
27 MAIER Humberto [BRA]	4	160	0				2	2										
28 SORRENTI Mattia [ITA]	2	162	2	2														
29 FERNANDEZ Roberto [ESP]	1	163	1				1											
30 AKSU Taiyo [AUS]	1	163	0			1												
31 AGASKA Arai [INA]	1	163	0			1												

14/06/2026 First Line: Championship Standings - Second Line: Ranking Progression

These data/results cannot be reproduced, stored and/or transmitted in whole or in part by any manner of electronic, mechanical, photocopying, recording, broadcasting or otherwise now known or herein after developed without the previous express consent by the copyright owner, except for reproduction in daily press and regular printed publications on sale to the public within 60 days of the event related to those data/results and always provided that copyright symbol appears together as follows below.

© DORNA WSBK ORGANIZATION Srl 2026



Pirelli Emilia-Romagna Round, 12-14 June 2026
Manufacturers Standings

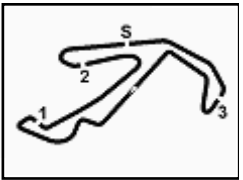
Misano Circuit Sic 58.4.226 m

	Points	Points From First	Points From Previous	March 23	April 19	May 17	May 31	June 14	September 9	September 27	October 18						
				PORTIMAO	ASSEN	MOST	ARAGON	MISANO	MAGNY-COURS	CREMONA	JEREZ						
1	KAWASAKI	212		25 25 1 1	20 13 1 1	16 25 1 1	25 25 1 1	13 25 1 1									
2	TRIUMPH	142	70	10 11 3 3	10 9 3 4	9 20 4 4	16 16 4 3	25 16 2 2									
3	SUZUKI	133	79	9	16 10 2 2	25 25 2 2	20 6 2 2	6 8 2 2	7 10 3 3								
4	APRILIA	125	87	8	2 8 6 5	13 20 4 3	25 13 3 3	11 3 4	20 13 4 4								
5	YAMAHA	100	112	25	6 2 5 6	5 7 6 5	3 11 5 5	10 20 5 5	16 20 5 5								
6	HONDA	18	194	82	9 9 4 4	5 6	6 6	6 6	6 6								
7	KOVE	18	194	0	7 5 7 7	6 6	6 6	6 6	6 6								

14/06/2026 First Line: Championship Standings - Second Line: Ranking Progression

These data/results cannot be reproduced, stored and/or transmitted in whole or in part by any manner of electronic, mechanical, photocopying, recording, broadcasting or otherwise now known or herein after developed without the previous express consent by the copyright owner, except for reproduction in daily press and regular printed publications on sale to the public within 60 days of the event related to those data/results and always provided that copyright symbol appears together as follows below.

© DORNA WSBK ORGANIZATION Srl 2026



Pirelli Emilia-Romagna Round, 12-14 June 2026
Teams Standings

Misano Circuit Sic 58.4.226 m

1 / 2

		March 23 PORTIMAO	April 19 ASSEN	May 17 MOST	May 31 ARAGON	June 14 MISANO	September 9 MAGNY-COURS	September 27 CREMONA	October 18 JEREZ										
1 Team ProDina Kawasaki XCI		294																	
SALVADOR David	164	20	20	16	13	16	16	25	13	25									
TORRES Antonio	130	25	16	6	6	13	25	13	9	11	6								
2 MTM Kawasaki		192 [-102]																	
ARTIGAS Xavi	129	11	13	20	10	10	20	25	9	11									
VENEMAN Loris	62	7	25		8	11		9	2										
FERNANDEZ Roberto	1							1											
3 Track & Trades Wixx Racing		191 [-103]																	
BUIS Jeffrey	107	13	10	25	16	20		6	7	10									
FLEERACKERS Ferre	84	16	7	11	25	7	6		8	4									
4 CM Triumph Factory Racing		134 [-160]																	
IERACI Bruno	88	10	6	10	9	8	20		25										
BARTOLINI Elia	46		11	9	2	2		4	10	8									
5 Team BrCorse		123 [-171]																	
THOMPSON Carter	93	4	2	3	7		11	10	20	16	20								
GAGGI Marco	30	6	1	5	4			1	5	8									
6 PHR Performance Triumph		105 [-189]																	
SEABRIGHT Fenton	64					9		16	13	10	16								
DESSOY Harrison	41		4		3		10	8	16										
7 Revo-M2		101 [-193]																	
VANNUCCI Matteo	99		8	13	20	25	13	11		9									
SORRENTI Mattia	2	2																	
8 Deza-Box 77 Racing Team		78 [-216]																	
FUERTES Alvaro	48	8	5			4	8	5	11	4	3								
OSUNA Jose	30			4		7		7	5	7									
9 VLR Racing Team Suzuki		25 [-269]																	
BEEKMANS Kas	25			8	11	5				1									
10 Panattoni BGR Smrz Racing		22 [-272]																	
GENNAI Mirko	22	3		2	1		3	3	4	1	5								
11 Pons Motosport Italika Racing		21 [-273]																	
RISUENO Juan	11	1				5			3	2									
CORREA Julian	10					4		6											
12 Rac41-Honda		18 [-276]																	
PONCET Diego	18	9	9																
13 Kove Racing Team 109		18 [-276]																	
FERNANDEZ Benat	18			7	5	6													
14 ARCO Yamaha MotoR University Team		16 [-278]																	
DI PERSIO Alessandro	12	5						7											
SANCHEZ Gonzalo	4			1				3											
15 Progp Nitiracing		13 [-281]																	
MULYA Felix	12					3	9												
AGASKA Arai	1					1													
16 MMR		11 [-283]																	
BENETTI Thomas	11		3				2		6										
17 Yamaha AD78 FIMLA by MS Racing		4 [-290]																	
MAIER Humberto	4						2	2											

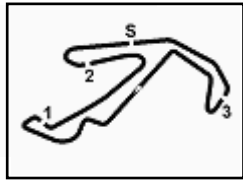
14/06/2026

These data/results cannot be reproduced, stored and/or transmitted in whole or in part by any manner of electronic, mechanical, photocopying, recording, broadcasting or otherwise now known or herein after developed without the previous express consent by the copyright owner, except for reproduction in daily press and regular printed publications on sale to the public within 60 days of the event related to those data/results and always provided that copyright symbol appears together as follows below.

© DORNA WSBK ORGANIZATION Srl 2026

FICR PERUGIA TIMING





Pirelli Emilia-Romagna Round, 12-14 June 2026
Pirelli Best Lap Award

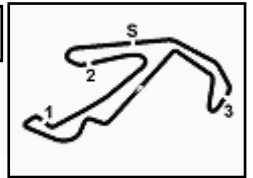
Misano Circuit Sic 58 4.226 m

	Points	Points From First	Points From Previous	March 23 PORTIMAO	April 19 ASSEN	May 17 MOST	May 31 ARAGON	June 14 MISANO	September 9 MAGNY-COURS	September 27 CREMONA	October 18 JEREZ							
1 VANNUCCI Matteo (ITA)	3			1		1		1										
2 SEABRIGHT Fenton (GBR)	1	2						1										
3 SALVADOR David (ESP)	1	2	0				1											
4 THOMPSON Carter (AUS)	1	2	0				1											
5 IERACI Bruno (ITA)	1	2	0			1												
6 FERNANDEZ Benat (ESP)	1	2	0		1													
7 FLEERACKERS Ferre (BEL)	1	2	0		1													
8 VENEMAN Loris (NED)	1	2	0	1														

14/06/2026 First Line: Race 1 & 2

These data/results cannot be reproduced, stored and/or transmitted in whole or in part by any manner of electronic, mechanical, photocopying, recording, broadcasting or otherwise now known or herein after developed without the previous express consent by the copyright owner, except for reproduction in daily press and regular printed publications on sale to the public within 60 days of the event related to those data/results and always provided that copyright symbol appears together as follows below.

© DORNA WSBK ORGANIZATION Srl 2026



Pirelli Emilia-Romagna Round, 12-14 June 2026
Best Sectors & Speed Race 2

Misano Circuit Sic 58 4.226 m

RESULTS			
1	38	D. SALVADOR	Kawasaki ZX-6R 636
2	50	C. THOMPSON	Yamaha YZF-R7
3	73	F. SEABRIGHT	Triumph Daytona 660
4	25	F. BIANCHI	Aprilia RS 660 Factory
5	34	X. ARTIGAS	Kawasaki ZX-6R 636
6	6	J. BUIS	Suzuki GSX-8R
7	91	M. VANNUCCI	Aprilia RS 660 Factory
8	43	M. GAGGI	Yamaha YZF-R7
9	77	J. OSUNA	Kawasaki ZX-6R 636
10	47	A. TORRES	Kawasaki ZX-6R 636
11	26	M. GENNAI	Yamaha YZF-R7
12	65	F. FLEERACKERS	Suzuki GSX-8R
13	16	A. FUERTES	Kawasaki ZX-6R 636
14	39	J. RISUENO	Kawasaki ZX-6R 636
15	68	K. BEEKMANS	Suzuki GSX-8R
16	55	H. DESOY	Triumph Daytona 660
17	11	M. SORRENTI	Aprilia RS 660 Factory
18	89	T. AKSU	Honda CBR600RR
19	40	J. CORREA	Kawasaki ZX-6R 636
20	41	I. PERISTERAS	Aprilia RS 660 Factory
21	23	E. BARTOLINI	Triumph Daytona 660
22	92	G. CAZARD	Yamaha YZF-R7
23	93	A. AGASKA	Yamaha YZF-R7
24	99	A. ZANCA	Kove 450RR
25	69	A. DI PERSIO	Yamaha YZF-R7
RET	7	B. FERNANDEZ	Kove 450RR
RET	12	H. MAIER	Yamaha YZF-R7
RET	21	T. SOVICKA	Yamaha YZF-R7
RET	33	G. SANCHEZ	Yamaha YZF-R7
RET	71	L. VENEMAN	Kawasaki ZX-6R 636
RET	98	T. BENETTI	Aprilia RS 660 Factory
RET	18	B. IERACI	Triumph Daytona 660

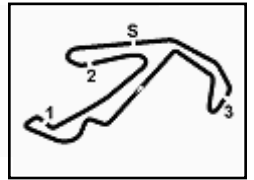
SPEED			
1	91	M. VANNUCCI	Aprilia RS 660 Factory
2	25	F. BIANCHI	Aprilia RS 660 Factory
3	50	C. THOMPSON	Yamaha YZF-R7
4	69	A. DI PERSIO	Yamaha YZF-R7
5	23	E. BARTOLINI	Triumph Daytona 660
6	39	J. RISUENO	Kawasaki ZX-6R 636
7	40	J. CORREA	Kawasaki ZX-6R 636
8	65	F. FLEERACKERS	Suzuki GSX-8R
9	73	F. SEABRIGHT	Triumph Daytona 660
10	92	G. CAZARD	Yamaha YZF-R7
11	89	T. AKSU	Honda CBR600RR
12	98	T. BENETTI	Aprilia RS 660 Factory
13	47	A. TORRES	Kawasaki ZX-6R 636
14	55	H. DESOY	Triumph Daytona 660
15	6	J. BUIS	Suzuki GSX-8R
16	34	X. ARTIGAS	Kawasaki ZX-6R 636
17	77	J. OSUNA	Kawasaki ZX-6R 636
18	93	A. AGASKA	Yamaha YZF-R7
19	43	M. GAGGI	Yamaha YZF-R7
20	33	G. SANCHEZ	Yamaha YZF-R7
21	41	I. PERISTERAS	Aprilia RS 660 Factory
22	11	M. SORRENTI	Aprilia RS 660 Factory
23	26	M. GENNAI	Yamaha YZF-R7
24	68	K. BEEKMANS	Suzuki GSX-8R
25	16	A. FUERTES	Kawasaki ZX-6R 636
26	12	H. MAIER	Yamaha YZF-R7
27	7	B. FERNANDEZ	Kove 450RR
28	71	L. VENEMAN	Kawasaki ZX-6R 636
29	38	D. SALVADOR	Kawasaki ZX-6R 636
30	99	A. ZANCA	Kove 450RR
31	21	T. SOVICKA	Yamaha YZF-R7

SEG. 1			SEG. 2			SEG. 3			SEG. 4						
1	38	D. SALVADOR	27.356	1	73	F. SEABRIGHT	23.886	1	25	F. BIANCHI	28.428	1	73	F. SEABRIGHT	22.619
2	73	F. SEABRIGHT	27.433	2	91	M. VANNUCCI	23.890	2	43	M. GAGGI	28.442	2	91	M. VANNUCCI	22.678
3	26	M. GENNAI	27.434	3	25	F. BIANCHI	23.914	3	91	M. VANNUCCI	28.444	3	77	J. OSUNA	22.703
4	25	F. BIANCHI	27.444	4	47	A. TORRES	23.926	4	23	E. BARTOLINI	28.461	4	23	E. BARTOLINI	22.722
5	43	M. GAGGI	27.458	5	23	E. BARTOLINI	23.930	5	26	M. GENNAI	28.473	5	34	X. ARTIGAS	22.724
6	34	X. ARTIGAS	27.461	6	34	X. ARTIGAS	23.956	6	65	F. FLEERACKERS	28.478	6	47	A. TORRES	22.728
7	7	B. FERNANDEZ	27.469	7	50	C. THOMPSON	23.967	7	71	L. VENEMAN	28.510	7	16	A. FUERTES	22.734
8	68	K. BEEKMANS	27.484	8	38	D. SALVADOR	23.983	8	39	J. RISUENO	28.534	8	25	F. BIANCHI	22.738
9	50	C. THOMPSON	27.540	9	43	M. GAGGI	24.013	9	47	A. TORRES	28.536	9	7	B. FERNANDEZ	22.740
10	39	J. RISUENO	27.541	10	65	F. FLEERACKERS	24.081	10	12	H. MAIER	28.550	10	55	H. DESOY	22.747
11	55	H. DESOY	27.548	11	39	J. RISUENO	24.086	11	16	A. FUERTES	28.560	11	68	K. BEEKMANS	22.751
12	6	J. BUIS	27.552	12	98	T. BENETTI	24.087	12	38	D. SALVADOR	28.562	12	38	D. SALVADOR	22.763
13	23	E. BARTOLINI	27.553	13	16	A. FUERTES	24.093	13	6	J. BUIS	28.564	13	65	F. FLEERACKERS	22.766
14	77	J. OSUNA	27.575	14	6	J. BUIS	24.094	14	11	M. SORRENTI	28.566	14	11	M. SORRENTI	22.776
15	47	A. TORRES	27.592	15	68	K. BEEKMANS	24.114	15	77	J. OSUNA	28.573	15	6	J. BUIS	22.788
16	91	M. VANNUCCI	27.597	16	77	J. OSUNA	24.118	16	34	X. ARTIGAS	28.579	16	50	C. THOMPSON	22.788
17	11	M. SORRENTI	27.630	17	26	M. GENNAI	24.128	17	50	C. THOMPSON	28.587	17	12	H. MAIER	22.791
18	12	H. MAIER	27.649	18	12	H. MAIER	24.135	18	68	K. BEEKMANS	28.588	18	26	M. GENNAI	22.799
19	69	A. DI PERSIO	27.650	19	7	B. FERNANDEZ	24.157	19	98	T. BENETTI	28.597	19	39	J. RISUENO	22.806
20	65	F. FLEERACKERS	27.655	20	33	G. SANCHEZ	24.169	20	7	B. FERNANDEZ	28.625	20	41	I. PERISTERAS	22.818
21	33	G. SANCHEZ	27.671	21	89	T. AKSU	24.176	21	33	G. SANCHEZ	28.634	21	43	M. GAGGI	22.821
22	98	T. BENETTI	27.673	22	41	I. PERISTERAS	24.190	22	73	F. SEABRIGHT	28.670	22	89	T. AKSU	22.878
23	89	T. AKSU	27.695	23	71	L. VENEMAN	24.205	23	89	T. AKSU	28.690	23	33	G. SANCHEZ	22.933
24	16	A. FUERTES	27.723	24	11	M. SORRENTI	24.224	24	55	H. DESOY	28.752	24	21	T. SOVICKA	23.007
25	41	I. PERISTERAS	27.725	25	55	H. DESOY	24.235	25	92	G. CAZARD	28.779	25	71	L. VENEMAN	23.015
26	71	L. VENEMAN	27.728	26	92	G. CAZARD	24.268	26	69	A. DI PERSIO	28.784	26	40	J. CORREA	23.034
27	40	J. CORREA	27.732	27	40	J. CORREA	24.337	27	93	A. AGASKA	28.859	27	92	G. CAZARD	23.045
28	21	T. SOVICKA	27.749	28	21	T. SOVICKA	24.368	28	41	I. PERISTERAS	28.866	28	93	A. AGASKA	23.058
29	92	G. CAZARD	27.805	29	93	A. AGASKA	24.485	29	40	J. CORREA	28.876	29	98	T. BENETTI	23.079
30	93	A. AGASKA	27.916	30	69	A. DI PERSIO	24.557	30	21	T. SOVICKA	29.015	30	69	A. DI PERSIO	23.163
31	99	A. ZANCA	28.272	31	99	A. ZANCA	24.893	31	99	A. ZANCA	29.202	31	99	A. ZANCA	23.623

14/06/2026

These data/results cannot be reproduced, stored and/or transmitted in whole or in part by any manner of electronic, mechanical, photocopying, recording, broadcasting or otherwise now known or herein after developed without the previous express consent by the copyright owner, except for reproduction in daily press and regular printed publications on sale to the public within 60 days of the event related to those data/results and always provided that copyright symbol appears together as follows below.

© DORNA WSBK ORGANIZATION Srl 2026



Pirelli Emilia-Romagna Round, 12-14 June 2026
Lap Chart Race 2

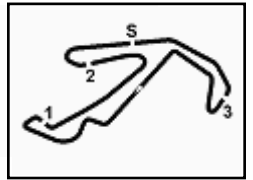
	Lap											
	1	2	3	4	5	6	7	8	9	10	11	12
1	38	38	73	38	50	50	50	50	38	38	73	38
2	73	73	38	50	38	38	38	38	34	34	38	50
3	50	50	50	34	34	34	34	34	25	25	47	73
4	34	34	34	73	47	47	73	73	50	73	25	47
5	47	47	47	23	25	73	47	25	73	50	50	25
6	43	23	23	47	73	25	25	47	47	47	34	34
7	6	43	43	43	43	43	43	43	43	43	91	6
8	23	6	6	25	6	6	6	6	6	91	6	91
9	77	25	25	6	77	77	77	77	77	6	43	43
10	7	7	65	65	16	65	91	91	77	77	77	77
11	16	77	7	77	16	65	16	16	65	65	65	26
12	25	65	77	7	7	7	91	65	16	16	16	65
13	65	16	16	16	91	91	7	7	26	26	16	16
14	12	33	39	91	68	26	26	26	26	39	39	39
15	33	39	68	68	26	68	39	39	39	68	68	68
16	71	12	33	39	39	39	68	68	68	7	55	55
17	39	68	91	33	12	12	12	12	12	11	11	11
18	26	26	26	26	11	11	11	11	11	55	89	89
19	98	91	12	12	55	55	55	55	55	89	40	40
20	68	11	11	11	89	89	89	89	89	40	41	41
21	11	40	55	55	40	40	40	40	40	41	23	23
22	91	55	89	89	92	41	41	41	41	92	92	92
23	93	93	93	93	41	92	92	92	92	23	93	93
24	40	69	40	40	69	69	69	23	23	93	99	99
25	69	41	41	69	21	21	23	93	93	99	69	69
26	55	89	69	92	93	23	93	99	99	69		
27	92	21	92	41	23	93	99	69				
28	89	92	21	21	99	99						
29	41	99	99	99								
30	21											
31	99											

Final Result		
1	38 D. SALVADOR	Laps 12
2	50 C. THOMPSON	0.039
3	73 F. SEABRIGHT	0.148
4	25 F. BIANCHI	0.942
5	34 X. ARTIGAS	1.055
6	6 J. BUIS	1.097
7	91 M. VANNUCCI	1.167
8	43 M. GAGGI	1.359
9	77 J. OSUNA	1.523
10	47 A. TORRES (P)	3.772
11	26 M. GENNAI	4.789
12	65 F. FLEERACKERS	4.860
13	16 A. FUERTES	4.997
14	39 J. RISUENO	5.144
15	68 K. BEEKMANS	5.665
16	55 H. DESSOY	12.341
17	11 M. SORRENTI	12.576
18	89 T. AKSU	15.563
19	40 J. CORREA	17.427
20	41 I. PERISTERAS	17.624
21	23 E. BARTOLINI	19.010
22	92 G. CAZARD	21.440
23	93 A. AGASKA	35.627
24	99 A. ZANCA	50.135
25	69 A. DI PERSIO	59.760
RET	7 B. FERNANDEZ	2 Laps
RET	12 H. MAIER	3 Laps
RET	21 T. SOVICKA	6 Laps
RET	33 G. SANCHEZ	8 Laps
RET	71 L. VENEMAN	11 Laps
RET	98 T. BENETTI	11 Laps
RET	18 B. IERACI	

14/06/2026

These data/results cannot be reproduced, stored and/or transmitted in whole or in part by any manner of electronic, mechanical, photocopying, recording, broadcasting or otherwise now known or herein after developed without the previous express consent by the copyright owner, except for reproduction in daily press and regular printed publications on sale to the public within 60 days of the event related to those data/results and always provided that copyright symbol appears together as follows below.

© DORNA WSBK ORGANIZATION Srl 2026



Pirelli Emilia-Romagna Round, 12-14 June 2026
Lap Chart Race 2

2 / 4

Lap 1		
1	38 D.Salvador	1'48.860
2	73 F.Seabright	0.073
3	50 C.Thompson	0.237
4	34 X.Artigas	0.505
5	47 A.Torres	0.610
6	43 M.Gaggi	0.846
7	6 J.Buis	0.928
8	23 E.Bartolini	1.017
9	77 J.Osuna	1.346
10	7 B.Fernandez	1.494
11	16 A.Fuertes	1.745
12	25 F.Bianchi	1.887
13	65 F.Fleerackers	2.065
14	12 H.Maier	2.515
15	33 G.Sanchez	2.801
16	71 L.Veneman	2.929
17	39 J.Risueno	3.009
18	26 M.Gennai	3.417
19	98 T.Benetti	3.491
20	68 K.Beekmans	3.592
21	11 M.Sorrenti	4.440
22	91 M.Vannucci	4.733
23	93 A.Agaska	4.965
24	40 J.Correa	5.142
25	69 A.Di Persio	5.258
26	55 H.Dessoy	5.431
27	92 G.Cazard	5.497
28	89 T.Aksu	5.628
29	41 I.Peristeras	5.647
30	21 T.Sovicka	5.890
31	99 A.Zanca	6.723

Lap 2		
1	38 D.Salvador	3'32.062
2	73 F.Seabright	0.059
3	50 C.Thompson	0.211
4	34 X.Artigas	0.403
5	47 A.Torres	0.549
6	23 E.Bartolini	0.718
7	43 M.Gaggi	0.995
8	6 J.Buis	1.323
9	25 F.Bianchi	2.053
10	7 B.Fernandez	2.152
11	77 J.Osuna	2.345
12	65 F.Fleerackers	2.370
13	16 A.Fuertes	2.573
14	33 G.Sanchez	3.678
15	39 J.Risueno	3.713
16	12 H.Maier	3.924
17	68 K.Beekmans	4.097
18	26 M.Gennai	4.382
19	91 M.Vannucci	4.642
20	11 M.Sorrenti	4.875
21	40 J.Correa	6.522
22	55 H.Dessoy	6.626
23	93 A.Agaska	6.914
24	69 A.Di Persio	7.374
25	41 I.Peristeras	7.458
26	89 T.Aksu	7.742
27	21 T.Sovicka	7.989
28	92 G.Cazard	8.159
29	99 A.Zanca	9.473

Lap 3		
1	73 F.Seabright	5'15.506
2	38 D.Salvador	0.108
3	50 C.Thompson	0.169
4	34 X.Artigas	0.358
5	47 A.Torres	0.492
6	23 E.Bartolini	0.610
7	43 M.Gaggi	0.859
8	6 J.Buis	1.149

9	25 F.Bianchi	1.652
10	65 F.Fleerackers	1.982
11	7 B.Fernandez	2.278
12	77 J.Osuna	2.357
13	16 A.Fuertes	2.874
14	39 J.Risueno	3.889
15	68 K.Beekmans	4.020
16	33 G.Sanchez	4.318
17	91 M.Vannucci	4.390
18	26 M.Gennai	4.918
19	12 H.Maier	4.977
20	11 M.Sorrenti	5.037
21	55 H.Dessoy	8.315
22	89 T.Aksu	8.814
23	93 A.Agaska	8.900
24	40 J.Correa	8.912
25	41 I.Peristeras	9.057
26	69 A.Di Persio	9.060
27	92 G.Cazard	9.360
28	21 T.Sovicka	9.590
29	99 A.Zanca	12.735

Lap 4		
1	38 D.Salvador	6'59.248
2	50 C.Thompson	0.047
3	34 X.Artigas	0.165
4	73 F.Seabright	0.240
5	23 E.Bartolini	0.301
6	47 A.Torres	0.473
7	43 M.Gaggi	0.744
8	25 F.Bianchi	0.965
9	6 J.Buis	1.133
10	65 F.Fleerackers	1.720
11	77 J.Osuna	2.062
12	7 B.Fernandez	2.224
13	16 A.Fuertes	2.330
14	91 M.Vannucci	4.065
15	68 K.Beekmans	4.270
16	39 J.Risueno	4.456
17	33 G.Sanchez	4.687
18	26 M.Gennai	4.846
19	12 H.Maier	5.033
20	11 M.Sorrenti	5.170
21	55 H.Dessoy	8.388
22	89 T.Aksu	8.781
23	93 A.Agaska	9.528
24	40 J.Correa	10.208
25	69 A.Di Persio	10.214
26	92 G.Cazard	10.401
27	41 I.Peristeras	10.455
28	21 T.Sovicka	10.797
29	99 A.Zanca	15.672

Lap 5		
1	50 C.Thompson	8'42.652
2	38 D.Salvador	0.061
3	34 X.Artigas	0.389
4	47 A.Torres	0.519
5	25 F.Bianchi	1.032
6	73 F.Seabright	1.165
7	43 M.Gaggi	1.518
8	6 J.Buis	1.637
9	77 J.Osuna	1.802
10	65 F.Fleerackers	1.909
11	16 A.Fuertes	2.236
12	7 B.Fernandez	2.463
13	91 M.Vannucci	3.855
14	68 K.Beekmans	4.356
15	26 M.Gennai	4.571
16	39 J.Risueno	4.651
17	12 H.Maier	4.926
18	11 M.Sorrenti	5.339
19	55 H.Dessoy	8.788

20	89 T.Aksu	9.246
21	40 J.Correa	10.948
22	92 G.Cazard	11.988
23	41 I.Peristeras	12.036
24	69 A.Di Persio	12.359
25	21 T.Sovicka	12.720
26	93 A.Agaska	14.226
27	23 E.Bartolini	14.574
28	99 A.Zanca	20.451

Lap 6		
1	50 C.Thompson	10'26.192
2	38 D.Salvador	0.063
3	34 X.Artigas	0.287
4	47 A.Torres	0.403
5	73 F.Seabright	0.533
6	25 F.Bianchi	0.817
7	43 M.Gaggi	1.008
8	6 J.Buis	1.220
9	77 J.Osuna	1.546
10	16 A.Fuertes	2.338
11	65 F.Fleerackers	2.482
12	7 B.Fernandez	2.755
13	91 M.Vannucci	3.355
14	26 M.Gennai	4.301
15	68 K.Beekmans	4.368
16	39 J.Risueno	4.479
17	12 H.Maier	4.963
18	11 M.Sorrenti	5.547
19	55 H.Dessoy	9.080
20	89 T.Aksu	9.660
21	40 J.Correa	11.680
22	41 I.Peristeras	12.777
23	92 G.Cazard	13.135
24	69 A.Di Persio	13.647
25	21 T.Sovicka	13.935
26	23 E.Bartolini	16.186
27	93 A.Agaska	20.230
28	99 A.Zanca	24.338

Lap 7		
1	50 C.Thompson	12'09.560
2	38 D.Salvador	0.107
3	34 X.Artigas	0.349
4	73 F.Seabright	0.404
5	47 A.Torres	0.638
6	25 F.Bianchi	0.840
7	43 M.Gaggi	1.011
8	6 J.Buis	1.116
9	77 J.Osuna	1.333
10	65 F.Fleerackers	2.785
11	16 A.Fuertes	2.866
12	91 M.Vannucci	2.890
13	7 B.Fernandez	3.338
14	26 M.Gennai	4.484
15	39 J.Risueno	4.612
16	68 K.Beekmans	4.704
17	12 H.Maier	4.938
18	11 M.Sorrenti	6.012
19	55 H.Dessoy	9.885
20	89 T.Aksu	10.227
21	40 J.Correa	12.687
22	41 I.Peristeras	13.655
23	92 G.Cazard	14.034
24	69 A.Di Persio	14.857
25	23 E.Bartolini	17.066
26	93 A.Agaska	21.984
27	99 A.Zanca	28.769

Lap 8		
1	50 C.Thompson	13'53.004
2	38 D.Salvador	0.126
3	34 X.Artigas	0.255

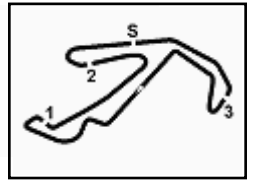
Lap 9		
1	38 D.Salvador	15'36.563
2	34 X.Artigas	0.113
3	25 F.Bianchi	0.328
4	50 C.Thompson	0.512
5	73 F.Seabright	0.618
6	47 A.Torres	0.740
7	43 M.Gaggi	1.038
8	6 J.Buis	1.149
9	77 J.Osuna	1.389
10	91 M.Vannucci	1.578
11	65 F.Fleerackers	3.563
12	16 A.Fuertes	3.681
13	7 B.Fernandez	4.423
14	26 M.Gennai	4.627
15	39 J.Risueno	4.716
16	68 K.Beekmans	5.181
17	12 H.Maier	5.427
18	11 M.Sorrenti	7.841
19	55 H.Dessoy	10.589
20	89 T.Aksu	11.286
21	40 J.Correa	14.724
22	41 I.Peristeras	15.019
23	92 G.Cazard	15.959
24	23 E.Bartolini	17.900
25	93 A.Agaska	26.419
26	99 A.Zanca	36.964
27	69 A.Di Persio	50.220

Lap 10		
1	38 D.Salvador	17'19.827
2	34 X.Artigas	0.066
3	25 F.Bianchi	0.224
4	73 F.Seabright	0.320
5	50 C.Thompson	0.551
6	47 A.Torres	0.654
7	43 M.Gaggi	1.017
8	91 M.Vannucci	1.070
9	6 J.Buis	1.356
10	77 J.Osuna	1.680
11	65 F.Fleerackers	4.068
12	16 A.Fuertes	4.211
13	26 M.Gennai	5.072
14	39 J.Risueno	5.124
15	68 K.Beekmans	5.210
16	7 B.Fernandez	5.495
17	11 M.Sorrenti	9.675
18	55 H.Dessoy	10.958

14/06/2026

These data/results cannot be reproduced, stored and/or transmitted in whole or in part by any manner of electronic, mechanical, photocopying, recording, broadcasting or otherwise now known or herein after developed without the previous express consent by the copyright owner, except for reproduction in daily press and regular printed publications on sale to the public within 60 days of the event related to those data/results and always provided that copyright symbol appears together as follows below.

© DORNA WSBK ORGANIZATION Srl 2026



Pirelli Emilia-Romagna Round, 12-14 June 2026
Lap Chart Race 2

19	89	T.Aksu	12.044
20	40	J.Correa	16.133
21	41	I.Peristeras	16.283
22	92	G.Cazard	17.185
23	23	E.Bartolini	18.419
24	93	A.Agaska	29.114
25	99	A.Zanca	41.395
26	69	A.Di Persio	53.900

Lap 11

1	73	F.Seabright	19'03.706
2	38	D.Salvador	0.081
3	47	A.Torres	0.289
4	25	F.Bianchi	0.497
5	50	C.Thompson	0.586
6	34	X.Artigas	0.714
7	91	M.Vannucci	0.861
8	6	J.Buis	1.079
9	43	M.Gaggi	1.391
10	77	J.Osuna	1.496
11	65	F.Fleerackers	4.433
12	16	A.Fuertes	4.690
13	26	M.Gennai	5.119
14	39	J.Risueno	5.228
15	68	K.Beekmans	5.397
16	55	H.Dessoy	11.420
17	11	M.Sorrenti	11.677
18	89	T.Aksu	13.294
19	40	J.Correa	17.004
20	41	I.Peristeras	17.088
21	23	E.Bartolini	19.213
22	92	G.Cazard	20.201
23	93	A.Agaska	32.360
24	99	A.Zanca	45.875
25	69	A.Di Persio	56.869

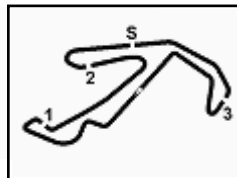
Lap 12

1	38	D.Salvador	20'47.645
2	50	C.Thompson	0.039
3	73	F.Seabright	0.148
4	47	A.Torres	0.772
5	25	F.Bianchi	0.942
6	34	X.Artigas	1.055
7	6	J.Buis	1.097
8	91	M.Vannucci	1.167
9	43	M.Gaggi	1.359
10	77	J.Osuna	1.523
11	26	M.Gennai	4.789
12	65	F.Fleerackers	4.860
13	16	A.Fuertes	4.997
14	39	J.Risueno	5.144
15	68	K.Beekmans	5.665
16	55	H.Dessoy	12.341
17	11	M.Sorrenti	12.576
18	89	T.Aksu	15.563
19	40	J.Correa	17.427
20	41	I.Peristeras	17.624
21	23	E.Bartolini	19.010
22	92	G.Cazard	21.440
23	93	A.Agaska	35.627
24	99	A.Zanca	50.135
25	69	A.Di Persio	59.760

14/06/2026

These data/results cannot be reproduced, stored and/or transmitted in whole or in part by any manner of electronic, mechanical, photocopying, recording, broadcasting or otherwise now known or herein after developed without the previous express consent by the copyright owner, except for reproduction in daily press and regular printed publications on sale to the public within 60 days of the event related to those data/results and always provided that copyright symbol appears together as follows below.

© DORNA WSBK ORGANIZATION Srl 2026


Pirelli Emilia-Romagna Round, 12-14 June 2026
Lap Chart Race 2

Misano Circuit Sic 58 4.226 m

4 / 4

Race Pace Comparison

	38 Sal	50 Tho	73 Sea	25 Bia	34 Art	6 Bui	91 Van	43 Gag	77 Osu	47 Tor	26 Gen	65 Fle	16 Fue	39 Ris
1	1'48.860	1'49.097	1'48.933	1'50.747	1'49.365	1'49.788	1'53.593	1'49.706	1'50.206	1'49.470	1'52.277	1'50.925	1'50.605	1'51.869
2	1'43.202	1'43.176	1'43.188	1'43.368	1'43.100	1'43.597	1'43.111	1'43.351	1'44.201	1'43.141	1'44.167	1'43.507	1'44.030	1'43.906
3	1'43.552	1'43.402	1'43.385	1'43.043	1'43.399	1'43.270	1'43.192	1'43.308	1'43.456	1'43.387	1'43.980	1'43.056	1'43.745	1'43.620
4	1'43.634	1'43.620	1'43.982	1'43.055	1'43.549	1'43.726	1'43.417	1'43.627	1'43.447	1'43.723	1'43.670	1'43.480	1'43.198	1'44.309
5	1'43.465	1'43.357	1'44.329	1'43.471	1'43.628	1'43.908	1'43.194	1'44.178	1'43.144	1'43.450	1'43.129	1'43.593	1'43.310	1'43.599
6	1'43.542	1'43.540	1'42.908	1'43.325	1'43.438	1'43.123	1'43.040	1'43.030	1'43.284	1'43.424	1'43.270	1'44.113	1'43.642	1'43.368
7	1'43.412	1'43.368	1'43.239	1'43.391	1'43.430	1'43.264	1'42.903	1'43.371	1'43.155	1'43.603	1'43.551	1'43.671	1'43.896	1'43.501
8	1'43.463	1'43.444	1'43.372	1'43.248	1'43.350	1'43.590	1'42.994	1'43.451	1'43.556	1'43.613	1'43.412	1'44.174	1'43.640	1'43.567
9	1'43.433	1'44.071	1'43.845	1'43.243	1'43.417	1'43.446	1'42.697	1'43.579	1'43.503	1'43.492	1'43.734	1'43.607	1'44.178	1'43.540
10	1'43.264	1'43.303	1'42.966	1'43.160	1'43.217	1'43.471	1'42.756	1'43.243	1'43.555	1'43.178	1'43.709	1'43.769	1'43.794	1'43.672
11	1'43.960	1'43.914	1'43.559	1'44.152	1'44.527	1'43.602	1'43.670	1'44.253	1'43.695	1'43.514	1'43.926	1'44.244	1'44.358	1'43.983
12	1'43.858	1'43.392	1'44.087	1'44.384	1'44.280	1'43.957	1'44.245	1'43.907	1'43.966	1'44.422	1'43.609	1'44.366	1'44.246	1'43.855

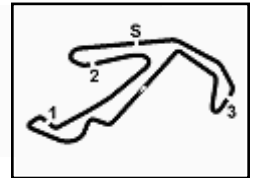
	68 Bee	55 Des	11 Sor	89 Aks	40 Cor	41 Per	23 Bar	92 Caz	93 Aga	99 Zan	69 DiP	7 Fer	12 Mai	21 Sov
1	1'52.452	1'54.291	1'53.300	1'54.488	1'54.002	1'54.507	1'49.877	1'54.357	1'53.825	1'55.583	1'54.118	1'50.354	1'51.375	1'54.750
2	1'43.707	1'44.397	1'43.637	1'45.316	1'44.582	1'45.013	1'42.903	1'45.864	1'45.151	1'45.952	1'45.318	1'43.860	1'44.611	1'45.301
3	1'43.367	1'45.133	1'43.606	1'44.516	1'45.834	1'45.043	1'43.336	1'44.645	1'45.430	1'46.706	1'45.130	1'43.570	1'44.497	1'45.045
4	1'43.992	1'43.815	1'43.875	1'43.709	1'45.038	1'45.140	1'43.433	1'44.783	1'44.370	1'46.679	1'44.896	1'43.688	1'43.798	1'44.949
5	1'43.490	1'43.804	1'43.573	1'43.869	1'44.144	1'44.985	1'57.677	1'44.991	1'48.102	1'48.183	1'45.549	1'43.643	1'43.297	1'45.327
6	1'43.552	1'43.832	1'43.748	1'43.954	1'44.272	1'44.281	1'45.152	1'44.687	1'49.544	1'47.427	1'44.828	1'43.832	1'43.577	1'44.755
7	1'43.704	1'44.173	1'43.833	1'43.935	1'44.375	1'44.246	1'44.248	1'44.267	1'45.122	1'47.799	1'44.578	1'43.951	1'43.343	
8	1'43.954	1'44.235	1'44.234	1'44.138	1'44.537	1'44.088	1'44.117	1'44.426	1'45.686	1'47.709	2'14.013	1'44.289	1'43.812	
9	1'43.526	1'43.472	1'44.598	1'43.924	1'44.503	1'44.279	1'43.720	1'44.502	1'45.752	1'47.489	1'48.353	1'43.799	1'43.680	
10	1'43.293	1'43.633	1'45.098	1'44.022	1'44.673	1'44.528	1'43.783	1'44.490	1'45.959	1'47.695	1'46.944	1'44.336		
11	1'44.066	1'44.341	1'45.881	1'45.129	1'44.750	1'44.684	1'44.673	1'46.895	1'47.125	1'48.359	1'46.848			
12	1'44.207	1'44.860	1'44.838	1'46.208	1'44.362	1'44.475	1'43.736	1'45.178	1'47.206	1'48.199	1'46.830			

	33 San	71 Ven	98 Ben
1	1'51.661	1'51.789	1'52.351
2	1'44.079		
3	1'44.084		
4	1'44.111		

14/06/2026

These data/results cannot be reproduced, stored and/or transmitted in whole or in part by any manner of electronic, mechanical, photocopying, recording, broadcasting or otherwise now known or herein after developed without the previous express consent by the copyright owner, except for reproduction in daily press and regular printed publications on sale to the public within 60 days of the event related to those data/results and always provided that copyright symbol appears together as follows below.

© DORNA WSBK ORGANIZATION Srl 2026



Pirelli Emilia-Romagna Round, 12-14 June 2026
Chronological Analysis Race 2

Misano Circuit Sic 58 4.226 m

Start at 12:45'39.355

1 / 4

1° 38 D. SALVADOR [1'43.202]							
Lap	Seg1	Seg2	Seg3	Seg4	Lap Time	km/h	Local Time
1		24.380	28.897	22.961	1'48.860	201,9	12:47'28.215
2	27.356	24.280	28.692	22.874	1'43.202	201,9	12:49'11.417
3	27.433	24.275	28.917	22.927	1'43.552C	203,0	12:50'54.969
4	27.707	24.049	28.918	22.960	1'43.634	203,4	12:52'38.603
5	27.445	24.206	28.957	22.857	1'43.465	203,8	12:54'22.068
6	27.691	24.000	29.070	22.781	1'43.542C	203,4	12:56'05.610
7	27.659	23.983	28.913	22.857	1'43.412	204,2	12:57'49.022
8	27.603	24.022	28.990	22.848	1'43.463	200,4	12:59'32.485
9	27.698	24.086	28.802	22.847	1'43.433	203,4	13:01'15.918
10	27.496	24.333	28.562	22.873	1'43.264	208,9	13:02'59.182
11	27.836	24.232	29.129	22.763	1'43.960	204,2	13:04'43.142
12	27.739	24.282	28.902	22.935	1'43.858	205,7	13:06'27.000
Race Time 20'47.645							

2° 50 C. THOMPSON [1'43.176]							
Lap	Seg1	Seg2	Seg3	Seg4	Lap Time	km/h	Local Time
1		24.153	28.721	23.023	1'49.097	208,9	12:47'28.452
2	27.540	24.238	28.587	22.811	1'43.176	210,5	12:49'11.628
3	27.586	24.088	28.694	23.034	1'43.402	210,5	12:50'55.030
4	27.822	23.996	28.688	23.114	1'43.620	214,3	12:52'38.650
5	27.610	24.131	28.713	22.903	1'43.357	210,5	12:54'22.007
6	27.550	24.277	28.827	22.886	1'43.540C	210,1	12:56'05.547
7	27.577	24.197	28.720	22.874	1'43.368	211,4	12:57'48.915
8	27.564	24.226	28.784	22.870	1'43.444	207,3	12:59'32.359
9	27.670	24.350	29.022	23.029	1'44.071	209,3	13:01'16.430
10	27.719	23.967	28.686	22.931	1'43.303	213,4	13:02'59.733
11	28.118	24.042	28.966	22.788	1'43.914	208,5	13:04'43.647
12	27.748	24.021	28.828	22.795	1'43.392	206,5	13:06'27.039
Race Time 20'47.684							

3° 73 F. SEABRIGHT [1'42.966]							
Lap	Seg1	Seg2	Seg3	Seg4	Lap Time	km/h	Local Time
1		24.384	28.713	23.088	1'48.933	209,7	12:47'28.288
2	27.433	24.209	28.771	22.775	1'43.188	207,3	12:49'11.476
3	27.481	24.262	28.670	22.972	1'43.385	210,1	12:50'54.861
4	27.642	24.298	28.997	23.045	1'43.982	213,0	12:52'38.843
5	28.271	24.236	28.718	23.104	1'44.329	211,8	12:54'23.172
6	27.471	23.886	28.771	22.780	1'42.908C	210,1	12:56'06.080
7	27.653	23.962	29.005	22.619	1'43.239	213,0	12:57'49.319
8	27.759	24.078	28.841	22.694	1'43.372	212,2	12:59'32.691
9	27.822	24.130	28.977	22.916	1'43.845	213,0	13:01'16.536
10	27.433	23.971	28.680	22.882	1'42.966	211,4	13:02'59.502
11	27.761	24.104	28.892	22.802	1'43.559	209,3	13:04'43.061
12	27.632	24.329	29.171	22.955	1'44.087	204,2	13:06'27.148
Race Time 20'47.793							

4° 25 F. BIANCHI [1'43.043]							
Lap	Seg1	Seg2	Seg3	Seg4	Lap Time	km/h	Local Time
1		24.330	28.428	22.878	1'50.747	213,4	12:47'30.102
2	27.721	23.914	28.672	23.061	1'43.368	207,3	12:49'13.470
3	27.444	24.294	28.456	22.849	1'43.043	211,4	12:50'56.513
4	27.605	24.013	28.555	22.882	1'43.055	214,3	12:52'39.568
5	27.918	24.075	28.576	22.902	1'43.471	209,7	12:54'23.039
6	27.487	24.154	28.720	22.964	1'43.325C	212,2	12:56'06.364
7	27.680	23.961	28.764	22.986	1'43.391	214,3	12:57'49.755
8	27.727	23.966	28.727	22.828	1'43.248	211,4	12:59'33.003
9	27.685	24.028	28.748	22.782	1'43.243	214,3	13:01'16.246
10	27.603	24.116	28.703	22.738	1'43.160	209,7	13:02'59.406
11	27.959	24.155	29.142	22.896	1'44.152C	212,6	13:04'43.558
12	28.166	24.154	28.906	23.158	1'44.384	208,9	13:06'27.942
Race Time 20'48.587							

5° 34 X. ARTIGAS [1'43.100]							
Lap	Seg1	Seg2	Seg3	Seg4	Lap Time	km/h	Local Time
1		24.234	28.579	22.975	1'49.365	209,7	12:47'28.720

2	27.461	24.153	28.644	22.842	1'43.100	208,5	12:49'11.820
3	27.553	24.194	28.610	23.042	1'43.399	210,5	12:50'55.219
4	27.805	24.075	28.771	22.898	1'43.549	210,9	12:52'38.768
5	27.901	24.104	28.681	22.942	1'43.628	210,1	12:54'22.396
6	27.552	24.037	29.020	22.829	1'43.438C	211,4	12:56'05.834
7	28.006	23.956	28.678	22.790	1'43.430	210,9	12:57'49.264
8	27.640	24.009	28.977	22.724	1'43.350	208,5	12:59'32.614
9	27.759	24.113	28.781	22.764	1'43.417	208,1	13:01'16.031
10	27.569	24.080	28.781	22.787	1'43.217	203,8	13:02'59.248
11	27.585	24.329	29.708	22.905	1'44.527	210,1	13:04'43.775
12	27.770	24.099	28.818	23.593	1'44.280	207,3	13:06'28.055
Race Time 20'48.700							

6° 6 J. BUIS [1'43.264]							
Lap	Seg1	Seg2	Seg3	Seg4	Lap Time	km/h	Local Time
1		24.412	28.723	22.860	1'49.788	206,1	12:47'29.143
2	27.912	24.323	28.564	22.798	1'43.597C	207,7	12:49'12.740
3	27.610	24.249	28.623	22.788	1'43.270	209,3	12:50'56.010
4	27.727	24.108	28.823	23.068	1'43.726	208,5	12:52'39.736
5	28.024	24.198	28.663	23.023	1'43.908	207,3	12:54'23.644
6	27.552	24.183	28.602	22.786	1'43.123C	206,9	12:56'06.767
7	27.605	24.158	28.609	22.892	1'43.264	209,3	12:57'50.031
8	27.767	24.202	28.612	23.009	1'43.590	208,5	12:59'33.621
9	27.599	24.219	28.742	22.886	1'43.446	209,7	13:01'17.067
10	27.655	24.228	28.763	22.825	1'43.471	206,9	13:03'00.538
11	27.812	24.094	28.791	22.905	1'43.602	209,7	13:04'44.140
12	27.953	24.116	28.743	23.145	1'43.957	211,8	13:06'28.097
Race Time 20'48.742							

7° 91 M. VANNUCCI [1'42.697]							
Lap	Seg1	Seg2	Seg3	Seg4	Lap Time	km/h	Local Time
1		24.658	28.939	23.436	1'53.593	214,3	12:47'32.948
2	27.690	23.983	28.635	22.803	1'43.111	210,5	12:49'16.059
3	27.669	24.020	28.444	23.059	1'43.192	215,6	12:50'59.251
4	27.704	24.227	28.705	22.781	1'43.417	208,9	12:52'42.668
5	27.668	24.103	28.618	22.805	1'43.194	208,5	12:54'25.862
6	27.618	24.056	28.621	22.745	1'43.040	208,1	12:56'08.902
7	27.650	23.923	28.574	22.756	1'42.903	212,2	12:57'51.805
8	27.618	23.890	28.781	22.705	1'42.994	204,9	12:59'34.799
9	27.597	23.890	28.499	22.711	1'42.697	210,1	13:01'17.496
10	27.622	23.987	28.469	22.678	1'42.756	214,3	13:03'00.252
11	27.836	23.961	29.051	22.822	1'43.670	210,1	13:04'43.922
12	28.007	23.983	28.811	23.444	1'44.245	208,1	13:06'28.167
Race Time 20'48.812							

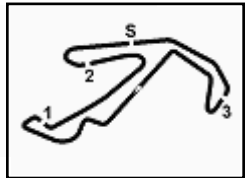
8° 43 M. GAGGI [1'43.243]							
Lap	Seg1	Seg2	Seg3	Seg4	Lap Time	km/h	Local Time
1		24.318	28.442	22.945	1'49.706	211,4	12:47'29.061
2	27.594	24.283	28.480	22.994	1'43.351	211,4	12:49'12.412
3	27.734	24.207	28.502	22.865	1'43.308	208,5	12:50'55.720
4	27.849	24.374	28.583	22.821	1'43.627	211,4	12:52'39.347
5	28.241	24.149	28.570	23.218	1'44.178	210,9	12:54'23.525
6	27.458	24.051	28.668	22.853	1'43.030C	207,3	12:56'06.555
7	27.619	24.018	28.725	23.009	1'43.371	210,9	12:57'49.926
8	27.688	24.013	28.830	22.920	1'43.451	206,5	12:59'33.377
9	27.631	24.096	28.913	22.939	1'43.579	208,1	13:01'16.956
10	27.561	24.129	28.556	22.997	1'43.243	208,9	13:03'00.199
11	28.022	24.310	28.836	23.085	1'44.253	208,9	13:04'44.452
12	27.807	24.241	28.614	23.245	1'43.907	208,5	13:06'28.359
Race Time 20'49.004							

9° 77 J. OSUNA [1'43.144]							
Lap	Seg1	Seg2	Seg3	Seg4	Lap Time	km/h	Local Time
1		24.308	28.805	22.918	1'50.206	210,1	12:47'29.561
2	27.724	24.254	28.714	23.509	1'44.201	211,4	12:49'13.762
3	27.629	24.310	28.585	22.932	1'43.456	210,9	12:50'57.218
4	27.779	24.248	28.636	22.784	1'43.447	208,9	12:52'40.665

14/06/2026 P = Pits In/Out - C = Lap Time Cancelled

These data/results cannot be reproduced, stored and/or transmitted in whole or in part by any manner of electronic, mechanical, photocopying, recording, broadcasting or otherwise now known or herein after developed without the previous express consent by the copyright owner, except for reproduction in daily press and regular printed publications on sale to the public within 60 days of the event related to those data/results and always provided that copyright symbol appears together as follows below.

© DORNA WSBK ORGANIZATION Srl 2026



Pirelli Emilia-Romagna Round, 12-14 June 2026
Chronological Analysis Race 2

Misano Circuit Sic 58 4.226 m

Start at 12:45'39.355

2 / 4

5	27.575	24.118	28.573	22.878	1'43.144	207,3	12:54'23.809	8	27.870	24.200	28.798	22.772	1'43.640	203,0	12:59'35.421
6	27.787	24.246	28.503	22.748	1'43.284C	206,1	12:56'07.093	9	28.104	24.354	28.882	22.838	1'44.178	204,2	13:01'19.599
7	27.606	24.272	28.574	22.703	1'43.155	207,7	12:57'50.248	10	27.874	24.249	28.818	22.853	1'43.794	206,9	13:03'03.393
8	27.709	24.170	28.593	23.084	1'43.556	208,1	12:59'33.804	11	27.898	24.400	29.040	23.020	1'44.358	207,7	13:04'47.751
9	27.693	24.221	28.635	22.954	1'43.503	209,3	13:01'17.307	12	27.793	24.247	29.140	23.066	1'44.246	207,3	13:06'31.997
10	27.578	24.225	28.750	23.002	1'43.555	209,7	13:03'00.862								
11	27.718	24.229	28.655	23.093	1'43.695	208,9	13:04'44.557								
12	27.873	24.182	28.693	23.218	1'43.966	210,1	13:06'28.523								
							Race Time 20'49.168								Race Time 20'52.642

10° 47 A. TORRES [1'43.141]							
Lap	Seg1	Seg2	Seg3	Seg4	Lap Time	km/h	Local Time
1		24.560	28.776	23.191	1'49.470	208,1	12:47'28.825
2	27.592	24.072	28.630	22.847	1'43.141	211,4	12:49'11.966
3	27.865	24.071	28.550	22.901	1'43.387	209,3	12:50'55.353
4	28.109	24.102	28.663	22.849	1'43.723	208,5	12:52'39.076
5	28.144	24.042	28.536	22.728	1'43.450	207,3	12:54'22.526
6	27.651	24.102	28.848	22.823	1'43.424C	209,3	13:02'05.950
7	27.597	23.963	29.118	22.925	1'43.603	210,1	12:57'49.553
8	27.701	24.044	28.818	23.050	1'43.613	208,5	12:59'33.166
9	27.684	24.127	28.836	22.845	1'43.492C	209,3	13:01'16.658
10	27.696	23.926	28.672	22.884	1'43.178	211,4	13:02'59.836
11	27.784	24.083	28.827	22.820	1'43.514	208,5	13:04'43.350
12	27.705	24.479	29.011	23.227	1'44.422	212,2	13:06'27.772
							Race Time 20'48.417 + 3.000Pen

14° 39 J. RISUENO [1'43.368]							
Lap	Seg1	Seg2	Seg3	Seg4	Lap Time	km/h	Local Time
1		24.716	28.534	22.926	1'51.869	213,0	12:47'31.224
2	27.765	24.265	28.980	22.896	1'43.906	212,2	12:49'15.130
3	27.541	24.314	28.829	22.936	1'43.620	208,1	12:50'58.750
4	27.811	24.550	29.101	22.847	1'44.309	206,9	12:52'43.059
5	27.703	24.209	28.825	22.862	1'43.599	210,9	12:54'26.658
6	27.657	24.086	28.782	22.843	1'43.368	211,4	12:56'10.026
7	27.786	24.146	28.662	22.907	1'43.501	210,5	12:57'53.527
8	27.920	24.112	28.729	22.806	1'43.567	206,9	12:59'37.094
9	27.655	24.148	28.809	22.928	1'43.540	208,5	13:01'20.634
10	27.927	24.143	28.642	22.960	1'43.672	209,3	13:03'04.306
11	27.917	24.182	28.962	22.922	1'43.983	208,9	13:04'48.289
12	27.730	24.154	28.894	23.077	1'43.855	210,1	13:06'32.144
							Race Time 20'52.789

15° 68 K. BEEKMANS [1'43.293]							
Lap	Seg1	Seg2	Seg3	Seg4	Lap Time	km/h	Local Time
1		24.759	28.588	23.015	1'52.452	210,1	12:47'31.807
2	27.883	24.171	28.827	22.826	1'43.707	206,5	12:49'15.514
3	27.598	24.331	28.601	22.837	1'43.367	210,1	12:50'58.881
4	27.869	24.404	28.932	22.787	1'43.992	206,9	12:52'42.873
5	27.617	24.246	28.688	22.939	1'43.490	207,3	12:54'26.363
6	27.484	24.286	28.904	22.878	1'43.552	208,1	12:56'09.915
7	27.657	24.472	28.765	22.810	1'43.704	208,5	12:57'53.619
8	27.726	24.565	28.912	22.751	1'43.954	207,3	12:59'37.573
9	27.543	24.479	28.728	22.776	1'43.526	207,7	13:01'21.099
10	27.668	24.114	28.706	22.805	1'43.293	208,5	13:03'04.392
11	28.041	24.266	28.929	22.830	1'44.066	206,5	13:04'48.458
12	27.820	24.272	29.183	22.932	1'44.207	203,0	13:06'32.665
							Race Time 20'53.310

16° 55 H. DESSOY [1'43.472]							
Lap	Seg1	Seg2	Seg3	Seg4	Lap Time	km/h	Local Time
1		25.136	28.889	23.348	1'54.291	210,1	12:47'33.646
2	28.110	24.336	28.980	22.971	1'44.397	211,8	12:49'18.043
3	27.792	24.399	28.998	23.944	1'45.133	207,3	12:51'03.176
4	27.548	24.486	28.829	22.952	1'43.815	206,5	12:52'46.991
5	27.698	24.289	28.856	22.961	1'43.804C	206,5	12:54'30.795
6	27.678	24.235	28.941	22.978	1'43.832	206,5	12:56'14.627
7	27.764	24.286	29.043	23.080	1'44.173	206,1	12:57'58.800
8	27.658	24.422	29.134	23.021	1'44.235	203,0	12:59'43.035
9	27.691	24.282	28.752	22.747	1'43.472	207,3	13:01'26.507
10	27.565	24.286	28.836	22.946	1'43.633	206,5	13:03'10.140
11	27.664	24.457	28.896	23.324	1'44.341	206,9	13:04'54.481
12	28.300	24.272	29.116	23.172	1'44.860	205,3	13:06'39.341
							Race Time 20'59.986

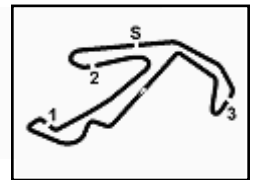
17° 11 M. SORRENTI [1'43.573]							
Lap	Seg1	Seg2	Seg3	Seg4	Lap Time	km/h	Local Time
1		24.870	29.007	23.281	1'53.300	210,5	12:47'32.655
2	27.709	24.477	28.675	22.776	1'43.637	208,5	12:49'16.292
3	27.630	24.281	28.666	23.029	1'43.606	207,3	12:50'59.898
4	27.904	24.449	28.585	22.937	1'43.875	209,7	12:52'43.773
5	27.738	24.224	28.566	23.045	1'43.573	210,1	12:54'27.346
6	27.705	24.314	28.846	22.883	1'43.748	205,7	12:56'11.094
7	27.651	24.350	28.847	22.985	1'43.833	206,1	12:57'54.927
8	27.663	24.429	29.068	23.074	1'44.234	201,9	12:59'39.161
9	27.857	24.539	29.062	23.140	1'44.598	204,5	13:01'23.759
10	27.877	24.544	29.158	23.519	1'45.098	204,5	13:03'08.857

13° 16 A. FUERTES [1'43.198]							
Lap	Seg1	Seg2	Seg3	Seg4	Lap Time	km/h	Local Time
1		24.524	28.686	22.893	1'50.605	208,5	12:47'29.960
2	27.960	24.363	28.780	22.927	1'44.030	208,9	12:49'13.990
3	27.734	24.263	28.861	22.887	1'43.745	209,3	12:50'57.735
4	27.723	24.181	28.560	22.734	1'43.198	209,7	12:52'40.933
5	27.773	24.093	28.605	22.839	1'43.310	208,9	12:54'24.243
6	27.730	24.186	28.901	22.825	1'43.642C	204,5	12:56'07.885
7	27.746	24.179	29.088	22.883	1'43.896	205,3	12:57'51.781

14/06/2026 P = Pits In/Out - C = Lap Time Cancelled

These data/results cannot be reproduced, stored and/or transmitted in whole or in part by any manner of electronic, mechanical, photocopying, recording, broadcasting or otherwise now known or herein after developed without the previous express consent by the copyright owner, except for reproduction in daily press and regular printed publications on sale to the public within 60 days of the event related to those data/results and always provided that copyright symbol appears together as follows below.

© DORNA WSBK ORGANIZATION Srl 2026



Pirelli Emilia-Romagna Round, 12-14 June 2026
Chronological Analysis Race 2

Misano Circuit Sic 58 4.226 m

3 / 4

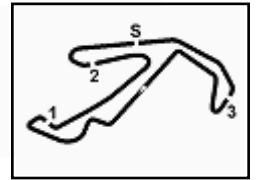
Start at 12:45'39.355

22° 92 G. CAZARD [1'44.267]							
Lap	Seg.1	Seg.2	Seg.3	Seg.4	Lap Time	km/h	Local Time
1		24.935	28.779	23.840	1'54.357	212,2	12:47'33.712
2	28.442	24.500	29.368	23.554	1'45.864C	208,9	12:49'19.576
3	27.952	24.482	29.020	23.191	1'44.645	213,0	12:51'04.221
4	28.237	24.398	28.910	23.238	1'44.783	209,7	12:52'49.004
5	28.102	24.268	29.317	23.304	1'44.991C	203,4	12:54'33.995
6	28.035	24.307	29.216	23.129	1'44.687	204,5	12:56'18.682
7	27.805	24.305	29.112	23.045	1'44.267	207,7	12:58'02.949
8	27.934	24.415	29.009	23.068	1'44.426	203,8	12:59'47.375
9	27.805	24.593	28.851	23.253	1'44.502	208,1	13:01'31.877
10	27.852	24.321	29.039	23.278	1'44.900C	205,3	13:03'16.367
11	29.289	24.869	29.263	23.474	1'46.895C	205,7	13:05'03.262
12	28.221	24.322	29.252	23.383	1'45.178	204,2	13:06'48.440
Race Time 21'00.221							
18° 89 T. AKSU [1'43.709]							
Lap	Seg.1	Seg.2	Seg.3	Seg.4	Lap Time	km/h	Local Time
1		24.909	28.781	23.436	1'54.488	210,1	12:47'33.843
2	28.104	24.626	28.922	23.664	1'45.316	209,3	12:49'19.159
3	27.760	24.411	28.690	23.655	1'44.516	212,6	12:51'03.675
4	27.696	24.246	28.889	22.878	1'43.709	206,9	12:52'47.384
5	27.695	24.258	28.957	22.959	1'43.869C	206,9	12:54'31.253
6	27.767	24.269	28.900	23.018	1'43.954	206,9	12:56'15.207
7	27.800	24.176	29.001	22.958	1'43.935	206,5	12:57'59.142
8	27.721	24.231	29.125	23.061	1'44.138	205,7	12:59'43.280
9	27.747	24.264	28.895	23.018	1'43.924	207,7	13:01'27.204
10	27.700	24.193	28.934	23.195	1'44.022C	206,9	13:03'11.226
11	27.857	24.634	29.265	23.373	1'45.129C	206,1	13:04'56.355
12	28.234	24.936	29.386	23.652	1'46.208	203,8	13:06'42.563
Race Time 21'03.208							
19° 40 J. CORREA [1'44.272]							
Lap	Seg.1	Seg.2	Seg.3	Seg.4	Lap Time	km/h	Local Time
1		24.915	28.901	23.607	1'54.002	213,0	12:47'33.357
2	28.038	24.463	29.020	23.061	1'44.582	210,9	12:49'17.939
3	27.732	24.541	29.251	24.310	1'45.834	209,7	12:51'03.773
4	28.397	24.439	28.876	23.326	1'45.038	213,0	12:52'48.811
5	27.809	24.337	29.012	22.986	1'44.144C	206,9	12:54'32.955
6	27.855	24.430	28.953	23.034	1'44.272	206,9	12:56'17.227
7	27.782	24.395	29.112	23.086	1'44.375	206,1	12:58'01.602
8	27.944	24.389	29.134	23.070	1'44.537	204,2	12:59'46.139
9	27.910	24.424	28.962	23.207	1'44.503	207,7	13:01'30.642
10	27.930	24.392	29.258	23.093	1'44.673C	205,7	13:03'15.315
11	28.056	24.517	29.048	23.129	1'44.750C	205,7	13:05'00.065
12	27.935	24.338	28.980	23.109	1'44.362	205,3	13:06'44.427
Race Time 21'05.072							
20° 41 I. PERISTERAS [1'44.088]							
Lap	Seg.1	Seg.2	Seg.3	Seg.4	Lap Time	km/h	Local Time
1		25.014	29.112	23.231	1'54.507	208,9	12:47'33.862
2	28.500	24.364	29.065	23.084	1'45.013	208,1	12:49'18.875
3	27.758	24.273	28.866	24.146	1'45.043	210,5	12:51'03.918
4	28.873	24.190	28.963	23.114	1'45.140	210,5	12:52'49.058
5	28.492	24.318	28.972	23.203	1'44.985C	207,3	12:54'34.043
6	27.725	24.415	29.161	22.980	1'44.281	203,4	12:56'18.324
7	27.787	24.516	29.021	22.922	1'44.246	204,2	12:58'02.570
8	27.795	24.348	29.127	22.818	1'44.088	202,2	12:59'46.658
9	27.737	24.568	29.074	22.900	1'44.279	205,7	13:01'30.937
10	27.894	24.361	29.191	23.082	1'44.528C	210,1	13:03'15.465
11	28.094	24.557	29.052	22.981	1'44.684C	206,9	13:05'00.149
12	28.056	24.316	28.977	23.126	1'44.475	207,3	13:06'44.624
Race Time 21'05.269							
21° 23 E. BARTOLINI [1'42.903]							
Lap	Seg.1	Seg.2	Seg.3	Seg.4	Lap Time	km/h	Local Time
1		24.203	28.594	22.722	1'49.877	213,4	12:47'29.232
2	27.585	23.930	28.461	22.927	1'42.903	211,8	12:49'12.135
3	27.832	24.016	28.599	22.889	1'43.336	211,8	12:50'55.471
4	27.743	23.945	28.824	22.921	1'43.433	211,8	12:52'38.904
5	27.553	24.044	28.854	37.226	1'57.677C	213,4	12:54'36.581
6	28.839	24.256	28.941	23.116	1'45.152	206,5	12:56'21.733
7	28.010	24.288	28.895	23.055	1'44.248	204,5	12:58'05.981
8	27.857	24.189	28.918	23.153	1'44.117	204,5	12:59'50.098
9	27.799	24.248	28.718	22.955	1'43.720	207,7	13:01'33.818
10	27.599	24.233	28.873	23.078	1'43.783C	205,3	13:03'17.601
11	28.146	24.427	29.071	23.029	1'44.673C	206,5	13:05'02.274
12	27.711	24.145	28.870	23.010	1'43.736	204,9	13:06'46.010
Race Time 21'06.655							
23° 93 A. AGASKA [1'44.370]							
Lap	Seg.1	Seg.2	Seg.3	Seg.4	Lap Time	km/h	Local Time
1		24.624	28.859	23.891	1'53.825	211,4	12:47'33.180
2	27.981	24.506	29.363	23.301	1'45.151	207,3	12:49'18.331
3	27.916	24.485	28.882	24.147	1'45.430	210,1	12:51'03.761
4	27.919	24.492	28.901	23.058	1'44.370	206,5	12:52'48.131
5	27.998	24.615	32.217	23.272	1'48.102C	205,7	12:54'36.233
6	29.387	24.624	32.274	23.259	1'49.544	203,8	12:56'25.777
7	27.985	24.632	29.304	23.201	1'45.122C	202,2	12:58'10.899
8	28.257	24.703	29.448	23.278	1'45.686C	200,0	12:59'56.585
9	28.684	24.591	29.199	23.278	1'45.752	203,8	13:01'42.337
10	28.205	24.911	29.502	23.341	1'45.959C	202,6	13:03'28.296
11	28.262	25.369	29.975	23.519	1'47.125C	201,1	13:05'15.421
12	28.705	24.947	29.996	23.558	1'47.206	198,5	13:07'02.627
Race Time 21'23.272							
24° 99 A. ZANCA [1'46.679]							
Lap	Seg.1	Seg.2	Seg.3	Seg.4	Lap Time	km/h	Local Time
1		25.281	29.202	23.623	1'55.583	208,1	12:47'34.938
2	28.272	24.893	29.210	23.577	1'45.952C	203,4	12:49'20.890
3	28.434	25.128	29.398	23.746	1'46.706	202,2	12:51'07.596
4	28.478	25.006	29.314	23.881	1'46.679	201,5	12:52'54.275
5	28.764	25.511	29.842	24.066	1'48.183C	200,4	12:54'42.458
6	28.778	24.975	29.724	23.950	1'47.427	200,7	12:56'29.885
7	28.628	25.075	29.887	24.209	1'47.799C	199,3	12:58'17.684
8	28.829	24.960	29.982	23.938	1'47.709C	196,7	13:00'05.393
9	28.913	25.057	29.635	23.884	1'47.489	200,4	13:01'52.882
10	28.818	25.100	29.901	23.876	1'47.695C	199,3	13:03'40.577
11	29.287	25.180	29.981	23.911	1'48.359C	199,3	13:05'28.936
12	28.987	25.235	29.977	24.000	1'48.199	197,8	13:07'17.135
Race Time 21'37.780							
25° 69 A. DI PERSIO [1'44.578]							
Lap	Seg.1	Seg.2	Seg.3	Seg.4	Lap Time	km/h	Local Time
1		24.866	29.038	23.892	1'54.118	214,3	12:47'33.473
2	28.094	24.669	29.085	23.470	1'45.318	213,0	12:49'18.791
3	27.650	24.634	28.784	24.062	1'45.130	209,3	12:51'03.921
4	28.095	24.699	28.817	23.285	1'44.896	207,3	12:52'48.817
5	28.524	24.650	28.952	23.423	1'45.549C	210,1	12:54'34.366
6	27.927	24.557	29.181	23.163	1'44.828	205,7	12:56'19.194
7	27.837	24.602	28.947	23.192	1'44.578	205,7	12:58'03.772
8	27.894	24.615	29.096	52.408	2'14.013C	202,6	13:00'17.785
9	29.251	25.575	29.672	23.855	1'48.353	202,6	13:02'06.138
10	28.608	25.032	29.582	23.722	1'46.944	201,9	13:03'53.082
11	28.540	25.142	29.590	23.576	1'46.848	203,0	13:05'39.930
12	28.383	24.935	29.858	23.654	1'46.830	200,7	13:07'26.760
Race Time 21'47.405							
RET 7 B. FERNANDEZ [1'43.570]							
Lap	Seg.1	Seg.2	Seg.3	Seg.4	Lap Time	km/h	Local Time
1		24.350	28.625	22.740	1'50.354	205,7	12:47'29.709

14/06/2026 P = Pits In/Out - C = Lap Time Cancelled

These data/results cannot be reproduced, stored and/or transmitted in whole or in part by any manner of electronic, mechanical, photocopying, recording, broadcasting or otherwise now known or herein after developed without the previous express consent by the copyright owner, except for reproduction in daily press and regular printed publications on sale to the public within 60 days of the event related to those data/results and always provided that copyright symbol appears together as follows below.

© DORNA WSBK ORGANIZATION Srl 2026



Pirelli Emilia-Romagna Round, 12-14 June 2026
Chronological Analysis Race 2

Start at 12:45'39.355

2	27.748	24.157	28.719	23.236	1'43.860	206,1	12:49'13.569
3	27.469	24.328	28.809	22.964	1'43.570	204,2	12:50'57.139
4	27.696	24.325	28.911	22.756	1'43.688	204,5	12:52'40.827
5	27.689	24.254	28.731	22.969	1'43.643	209,3	12:54'24.470
6	27.679	24.212	28.895	23.046	1'43.832C	206,9	12:56'08.302
7	27.967	24.186	28.883	22.915	1'43.951C	207,3	12:57'52.253
8	28.047	24.262	29.143	22.837	1'44.289	201,1	12:59'36.542
9	27.826	24.270	28.780	22.923	1'43.799C	203,8	13:01'20.341
10	28.065	24.397	28.890	22.984	1'44.336	204,9	13:03'04.677

Race Time 17'25.322

RET 12 H. MAIER [1'43.297]							
Lap	Seg1	Seg2	Seg3	Seg4	Lap Time	km/h	Local Time
1		24.440	28.613	22.974	1'51.375	206,9	12:47'30.730
2	27.712	24.400	29.342	23.157	1'44.611	206,9	12:49'15.341
3	27.924	24.288	28.882	23.403	1'44.497	208,9	12:50'59.838
4	27.816	24.330	28.550	23.102	1'43.798	208,5	12:52'43.636
5	27.649	24.195	28.579	22.874	1'43.297	209,3	12:54'26.933
6	27.703	24.215	28.822	22.837	1'43.577	204,9	12:56'10.510
7	27.664	24.197	28.691	22.791	1'43.343	204,2	12:57'53.853
8	27.815	24.135	28.780	23.082	1'43.812	203,4	12:59'37.665
9	27.802	24.246	28.746	22.886	1'43.680	209,7	13:01'21.345

Race Time 15'41.990

RET 21 T. SOVICKA [1'44.755]							
Lap	Seg1	Seg2	Seg3	Seg4	Lap Time	km/h	Local Time
1		25.572	29.015	23.207	1'54.750	206,9	12:47'34.105
2	28.454	24.508	29.198	23.141	1'45.301C	207,3	12:49'19.406
3	27.749	24.644	29.364	23.288	1'45.045	203,8	12:51'04.451
4	28.145	24.558	29.239	23.007	1'44.949	204,2	12:52'49.400
5	28.346	24.486	29.351	23.144	1'45.327C	203,4	12:54'34.727
6	27.918	24.368	29.408	23.061	1'44.755	203,8	12:56'19.482

Race Time 10'40.127

RET 33 G. SANCHEZ [1'44.079]							
Lap	Seg1	Seg2	Seg3	Seg4	Lap Time	km/h	Local Time
1		24.386	28.675	23.049	1'51.661	210,1	12:47'31.016
2	27.671	24.524	28.932	22.952	1'44.079	210,9	12:49'15.095
3	27.838	24.423	28.634	23.189	1'44.084	208,9	12:50'59.179
4	28.045	24.366	28.767	22.933	1'44.111	208,9	12:52'43.290

Race Time 7'03.935

RET 71 L. VENEMAN							
Lap	Seg1	Seg2	Seg3	Seg4	Lap Time	km/h	Local Time
1		24.561	28.510	23.015	1'51.789	208,5	12:47'31.144

Race Time 1'51.789

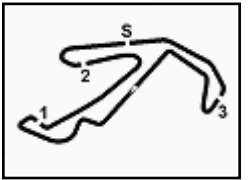
RET 98 T. BENETTI							
Lap	Seg1	Seg2	Seg3	Seg4	Lap Time	km/h	Local Time
1		24.698	28.597	23.079	1'52.351	211,4	12:47'31.706

Race Time 1'52.351

14/06/2026 P = Pits In/Out - C = Lap Time Cancelled

These data/results cannot be reproduced, stored and/or transmitted in whole or in part by any manner of electronic, mechanical, photocopying, recording, broadcasting or otherwise now known or herein after developed without the previous express consent by the copyright owner, except for reproduction in daily press and regular printed publications on sale to the public within 60 days of the event related to those data/results and always provided that copyright symbol appears together as follows below.

© DORNA WSBK ORGANIZATION Srl 2026


Pirelli Emilia-Romagna Round, 12-14 June 2026
Best Laps & Speeds

Misano Circuit Sic 58 4.226 m

1 / 2

No.	Rider Bike	Nat	Best Lap		FP		SP		WUP1		RC1		RC2	
			LL	SPD	LL	SPD	LL	SPD	LL	SPD	LL	SPD	LL	SPD
1	38 D. SALVADOR Kawasaki ZX-6R 636	ESP	1'42.280		1'43.142		1'42.280		1'42.800		1'42.934		1'43.202	
			55	211,4	13	211,4	12	211,4	6	205,3	12	210,1	12	208,9
2	25 F. BIANCHI Aprilia RS 660 Factory	ITA	1'42.417		1'42.916		1'42.417		1'43.073		1'43.135		1'43.043	
			48	214,3	12	213,4	6	210,1	6	213,4	12	211,4	12	214,3
3	91 M. VANNUCCI Aprilia RS 660 Factory	ITA	1'42.660		1'43.127		1'42.660		1'43.107		1'43.442		1'42.697	
			53	215,6	12	208,1	12	213,0	5	212,2	12	211,4	12	215,6
4	50 C. THOMPSON Yamaha YZF-R7	AUS	1'42.713		1'43.421		1'42.713		1'42.959		1'42.881		1'43.176	
			50	215,6	12	211,4	9	208,9	5	215,6	12	212,6	12	214,3
5	18 B. IERACI Triumph Daytona 660	ITA	1'42.758		1'43.308		1'42.758		1'42.777		1'43.109			
			42	213,4	13	211,8	11	211,4	6	213,4	12	210,1		
6	6 J. BUIS Suzuki GSX-8R	NED	1'42.779		1'44.103		1'42.779		1'43.235		1'43.147		1'43.264	
			52	211,8	13	211,4	10	211,4	5	210,1	12	210,9	12	211,8
7	73 F. SEABRIGHT Triumph Daytona 660	GBR	1'42.822		1'43.739		1'42.912		1'43.154		1'42.822		1'42.966	
			52	213,4	12	213,4	11	210,5	5	210,5	12	213,0	12	213,0
8	23 E. BARTOLINI Triumph Daytona 660	ITA	1'42.854		1'43.439		1'42.854		1'43.117		1'43.119		1'42.903	
			54	215,6	13	213,0	11	213,9	6	214,7	12	215,6	12	213,4
9	47 A. TORRES Kawasaki ZX-6R 636	ESP	1'42.885		1'43.495		1'42.885		1'43.690		1'43.076		1'43.141	
			53	214,3	12	211,8	11	212,6	6	210,1	12	214,3	12	212,2
10	34 X. ARTIGAS Kawasaki ZX-6R 636	ESP	1'42.974		1'43.552		1'43.214		1'42.974		1'43.111		1'43.100	
			51	212,2	10	210,9	12	211,4	5	210,5	12	212,2	12	211,4
11	65 F. FLEERACKERS Suzuki GSX-8R	BEL	1'43.056		1'44.013		1'43.666		1'43.859		1'43.792		1'43.056	
			53	213,0	14	210,1	10	210,5	5	210,1	12	208,9	12	213,0
12	43 M. GAGGI Yamaha YZF-R7	ITA	1'43.065		1'44.411		1'43.746		1'43.299		1'43.065		1'43.243	
			51	213,0	11	209,3	12	213,0	5	213,0	11	212,2	12	211,4
13	77 J. OSUNA Kawasaki ZX-6R 636	ESP	1'43.085		1'43.638		1'43.157		1'43.536		1'43.085		1'43.144	
			54	211,4	13	210,9	11	208,9	6	211,4	12	208,9	12	211,4
14	26 M. GENNAI Yamaha YZF-R7	ITA	1'43.129		1'44.872		1'44.479		1'44.414		1'43.236		1'43.129	
			46	211,4	10	208,9	7	210,5	5	211,4	12	208,1	12	210,5
15	16 A. FUERTES Kawasaki ZX-6R 636	ESP	1'43.165		1'43.165		1'43.287		1'43.431		1'43.277		1'43.198	
			53	210,1	12	208,1	11	210,1	6	207,3	12	209,3	12	209,7
16	98 T. BENETTI Aprilia RS 660 Factory	ITA	1'43.191		1'44.674		1'44.039		1'43.700		1'43.191			
			42	213,0	13	208,5	11	213,0	5	210,5	12	213,0	1	212,6
17	39 J. RISUENO Kawasaki ZX-6R 636	ESP	1'43.221		1'44.549		1'44.041		1'43.784		1'43.221		1'43.368	
			53	215,6	11	209,7	12	211,8	6	211,4	12	215,6	12	213,0
18	68 K. BEEKMANS Suzuki GSX-8R	NED	1'43.293		1'44.137		1'43.921		1'43.761				1'43.293	
			41	210,5	13	207,3	10	206,5	5	210,5	1	204,5	12	210,1
19	12 H. MAIER Yamaha YZF-R7	BRA	1'43.297		1'44.821		1'44.258		1'43.888		1'43.788		1'43.297	
			50	211,8	11	207,3	13	208,1	5	210,1	12	211,8	9	209,7
20	71 L. VENEMAN Kawasaki ZX-6R 636	NED	1'43.314		1'44.096		1'43.712		1'43.613		1'43.314			
			41	211,8	11	210,5	12	211,8	5	209,3	12	211,8	1	209,3
21	7 B. FERNANDEZ Kove 450RR	ESP	1'43.463		1'43.771		1'43.463		1'43.798				1'43.570	
			41	211,8	12	210,9	13	211,8	6	208,1		197,1	10	209,3
22	55 H. DESOY Triumph Daytona 660	GBR	1'43.472		1'45.268		1'44.738		1'43.732		1'44.410		1'43.472	
			48	213,4	9	211,8	10	208,5	5	213,4	12	209,7	12	211,8
23	33 G. SANCHEZ Yamaha YZF-R7	ESP	1'43.510		1'44.396		1'44.125		1'44.128		1'43.510		1'44.079	
			44	214,3	11	211,8	12	210,9	5	209,3	12	214,3	4	210,9
24	11 M. SORRENTI Aprilia RS 660 Factory	ITA	1'43.573		1'44.196		1'44.642		1'44.156		1'44.610		1'43.573	
			54	210,5	13	208,5	12	206,5	5	209,3	12	208,1	12	210,5
25	89 T. AKSU Honda CBR600RR	AUS	1'43.614		1'45.283		1'43.614		1'44.256		1'43.814		1'43.709	
			52	212,6	11	209,7	12	208,5	5	210,1	12	211,4	12	212,6

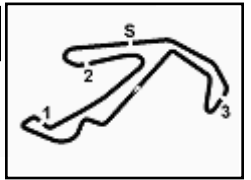
14/06/2026

These data/results cannot be reproduced, stored and/or transmitted in whole or in part by any manner of electronic, mechanical, photocopying, recording, broadcasting or otherwise now known or herein after developed without the previous express consent by the copyright owner, except for reproduction in daily press and regular printed publications on sale to the public within 60 days of the event related to those data/results and always provided that copyright symbol appears together as follows below.

© DORNA WSBK ORGANIZATION Srl 2026

FICR PERUGIA TIMING




Pirelli Emilia-Romagna Round, 12-14 June 2026
Best Laps & Speeds

Misano Circuit Sic 58 4.226 m

2 / 2

No.	Rider Bike	Nat	Best Lap		FP		SP		WUP1		RC1		RC2					
			LL	SPD	LL	SPD	LL	SPD	LL	SPD	LL	SPD	LL	SPD				
26	69 A. DI PERSIO Yamaha YZF-R7	ITA	1'43.913		1'44.305		1'44.045		1'44.293		1'43.913		1'44.578					
			49	214,3	10	210,1	11	210,5	4	205,7	12	211,4	12	214,3				
27	41 I. PERISTERAS Aprilia RS 660 Factory	GRE	1'44.088		1'44.880		1'44.249		1'44.742		1'44.156		1'44.088					
			42	211,4	10	209,7	10	208,1	6	211,4	4	208,9	12	210,5				
28	92 G. CAZARD Yamaha YZF-R7	FRA	1'44.267		1'46.563		1'44.552		1'44.947		1'45.656		1'44.267					
			50	213,0	12	209,3	13	208,5	5	209,3	8	204,9	12	213,0				
29	40 J. CORREA Kawasaki ZX-6R 636	USA	1'44.272		1'45.540		1'44.622		1'44.621		1'44.686		1'44.272					
			53	213,0	11	212,2	12	210,1	6	211,4	12	210,1	12	213,0				
30	93 A. AGASKA Yamaha YZF-R7	INA	1'44.370		1'45.195		1'44.873		1'44.460				1'44.370					
			41	213,0	11	211,4	12	212,6	5	213,0	1	210,9	12	211,4				
31	27 F. MULYA Yamaha YZF-R7	INA	1'44.503		1'44.668		1'44.503		1'45.205									
			28	214,3	12	210,1	11	214,3	5	214,3								
32	21 T. SOVICKA Yamaha YZF-R7	CZE	1'44.755		1'45.849		1'46.019		1'45.107		1'44.880		1'44.755					
			48	208,5	12	208,5	13	206,1	5	207,3	12	206,1	6	207,3				
33	99 A. ZANCA Kove 450RR	ITA	1'45.680		1'46.528		1'46.050		1'45.886		1'45.680		1'46.679					
			56	208,9	14	205,7	12	204,5	6	208,9	12	206,5	12	208,1				
34	9 C. HARRIS Yamaha YZF-R7	GBR	1'48.749		1'48.749		1'49.211		1'50.087									
			17	206,1	12	203,0	2	204,5	3	206,1								

14/06/2026

These data/results cannot be reproduced, stored and/or transmitted in whole or in part by any manner of electronic, mechanical, photocopying, recording, broadcasting or otherwise now known or herein after developed without the previous express consent by the copyright owner, except for reproduction in daily press and regular printed publications on sale to the public within 60 days of the event related to those data/results and always provided that copyright symbol appears together as follows below.

© DORNA WSBK ORGANIZATION Srl 2026

Pirelli Emilia-Romagna Round, 12-14 June 2026
Fastest Laps Race 2

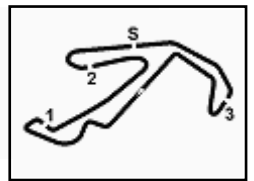
Misano Circuit Sic 58 4.226 m

	No. Rider	Nat	Team	Bike	Lap	Time	Gap
1	91 M. VANNUCCI	ITA	Revo-M2	Aprilia RS 660 Factory	9	1'42.697	
2	23 E. BARTOLINI	ITA	CM Triumph Factory Racing	Triumph Daytona 660	2	1'42.903	0.206
3	73 F. SEABRIGHT	GBR	PHR Performance Triumph	Triumph Daytona 660	10	1'42.966	0.269
4	25 F. BIANCHI	ITA	Team MMP Velocita	Aprilia RS 660 Factory	3	1'43.043	0.346
5	65 F. FLEERACKERS	BEL	Track & Trades Wixx Racing	Suzuki GSX-8R	3	1'43.056	0.359
6	34 X. ARTIGAS	ESP	MTM Kawasaki	Kawasaki ZX-6R 636	2	1'43.100	0.403
7	26 M. GENNAI	ITA	Panattoni BGR Smrz Racing	Yamaha YZF-R7	5	1'43.129	0.432
8	47 A. TORRES	ESP	Team ProDina Kawasaki XCI	Kawasaki ZX-6R 636	2	1'43.141	0.444
9	77 J. OSUNA	ESP	Deza-Box 77 Racing Team	Kawasaki ZX-6R 636	5	1'43.144	0.447
10	50 C. THOMPSON	AUS	Team BrCorse	Yamaha YZF-R7	2	1'43.176	0.479
11	16 A. FUERTE	ESP	Deza-Box 77 Racing Team	Kawasaki ZX-6R 636	4	1'43.198	0.501
12	38 D. SALVADOR	ESP	Team ProDina Kawasaki XCI	Kawasaki ZX-6R 636	2	1'43.202	0.505
13	43 M. GAGGI	ITA	Team BrCorse	Yamaha YZF-R7	10	1'43.243	0.546
14	6 J. BUIS	NED	Track & Trades Wixx Racing	Suzuki GSX-8R	7	1'43.264	0.567
15	68 K. BEEKMANS	NED	VLK Racing Team Suzuki	Suzuki GSX-8R	10	1'43.293	0.596
16	12 H. MAIER	BRA	Yamaha AD78 FIMLA by MS Racing	Yamaha YZF-R7	5	1'43.297	0.600
17	39 J. RISUENO	ESP	Pons Motosport Italika Racing	Kawasaki ZX-6R 636	6	1'43.368	0.671
18	55 H. DESSOY	GBR	PHR Performance Triumph	Triumph Daytona 660	9	1'43.472	0.775
19	7 B. FERNANDEZ	ESP	Kove Racing Team 109	Kove 450RR	3	1'43.570	0.873
20	11 M. SORRENTI	ITA	Revo-M2	Aprilia RS 660 Factory	5	1'43.573	0.876
21	89 T. AKSU	AUS	PATA AG Motorsport Italia	Honda CBR600RR	4	1'43.709	1.012
22	33 G. SANCHEZ	ESP	ARCO Yamaha MotoR University Team	Yamaha YZF-R7	2	1'44.079	1.382
23	41 I. PERISTERAS	GRE	MMR	Aprilia RS 660 Factory	8	1'44.088	1.391
24	92 G. CAZARD	FRA	Yamaha AD78 FIMLA by MS Racing	Yamaha YZF-R7	7	1'44.267	1.570
25	40 J. CORREA	USA	Pons Motosport Italika Racing	Kawasaki ZX-6R 636	6	1'44.272	1.575
26	93 A. AGASKA	INA	Progp Nitiracing	Yamaha YZF-R7	4	1'44.370	1.673
27	69 A. DI PERSIO	ITA	ARCO Yamaha MotoR University Team	Yamaha YZF-R7	7	1'44.578	1.881
28	21 T. SOVICKA	CZE	Panattoni BGR Smrz Racing	Yamaha YZF-R7	6	1'44.755	2.058
29	99 A. ZANCA	ITA	Kove Racing Team 109	Kove 450RR	4	1'46.679	3.982

14/06/2026

These data/results cannot be reproduced, stored and/or transmitted in whole or in part by any manner of electronic, mechanical, photocopying, recording, broadcasting or otherwise now known or herein after developed without the previous express consent by the copyright owner, except for reproduction in daily press and regular printed publications on sale to the public within 60 days of the event related to those data/results and always provided that copyright symbol appears together as follows below.

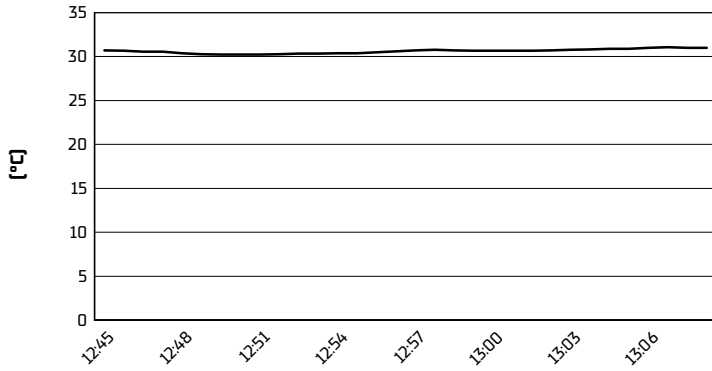
© DORNA WSBK ORGANIZATION Srl 2026



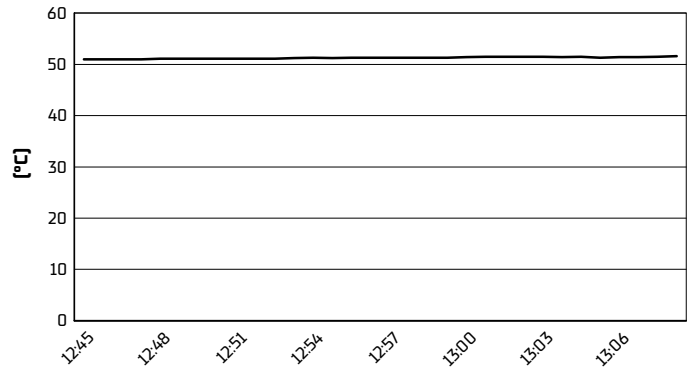
Pirelli Emilia-Romagna Round, 12-14 June 2026
Weather Report Race 2

Session started 12:46 - Session ended 13:09

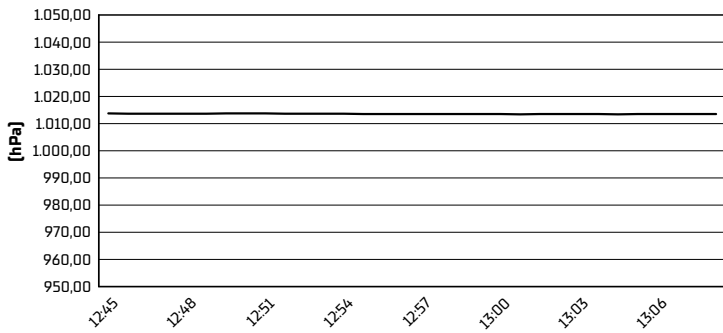
Air Temperature



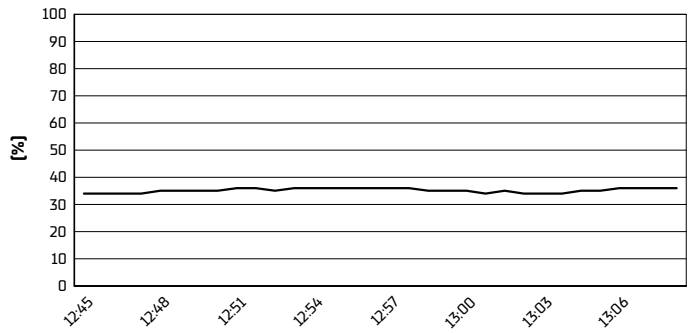
Track Temperature



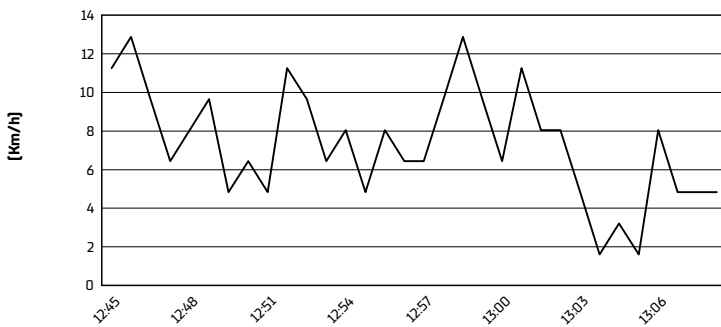
Air Pressure



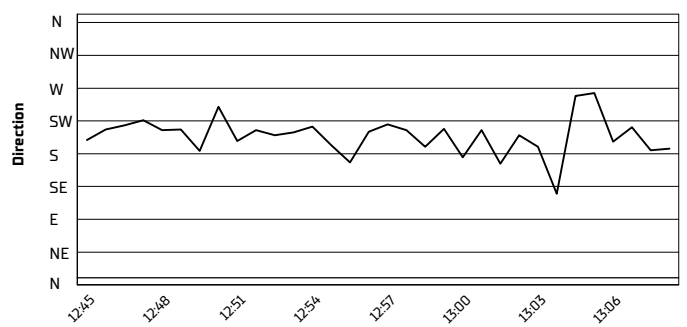
Humidity



Wind Speed



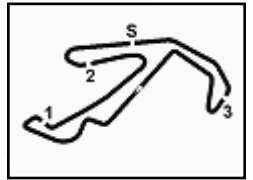
Wind Direction



14/06/2026

These data/results cannot be reproduced, stored and/or transmitted in whole or in part by any manner of electronic, mechanical, photocopying, recording, broadcasting or otherwise now known or herein after developed without the previous express consent by the copyright owner, except for reproduction in daily press and regular printed publications on sale to the public within 60 days of the event related to those data/results and always provided that copyright symbol appears together as follows below.

© DORNA WSBK ORGANIZATION Srl 2026



Pirelli Emilia-Romagna Round, 12-14 June 2026
Riders Performance

Misano Circuit Sic 58 4.226 m

Points	Points From First	Points From Previous	March 23	April 19	May 17	May 31	June 14	September 9	September 27	October 18							
			PORTIMAO	ASSEN	MOST	ARAGON	MISANO	MAGNY-COURS	CREMONA	JEREZ							
			SP 1 2	SP 1 2	SP 1 2	SP 1 2	SP 1 2	SP 1 2	SP 1 2	SP 1 2	SP 1 2	SP 1 2	SP 1 2	SP 1 2	SP 1 2	SP 1 2	SP 1 2
1	SALVADOR	164	3 2 2	5 3 4	1 3 3	1 1 Rt	1 4 1										
2	TORRES	130	34	11 1 3	10 10 10	5 4 1	11 4 7	8 5 10									
3	ARTIGAS	129	35	1	12 5 4	3 2 6	7 6 Rt	9 2 1	11 7 5								
4	BUIS	107	57	22	5 4 6	2 1 3	11 2 Rt	5 10 Rt	6 9 6								
5	VANNUCCI	99	65	8	1 24 8	9 4 2	2 1 4	2 5 23	3 26 7								
6	THOMPSON	93	71	6	10 12 14	11 13 9	9 Rt 5	6 6 2	4 3 2								
7	IERACI	88	76	5	7 6 10	13 6 7	13 8 2	3	5 1 Rt								
8	FLEERACKERS	84	80	4	2 3 9	6 5 1	14 9 10	24 18 8	15 18 12								
9	SEABRIGHT	64	100	20	9	7 Rt 25	4 7 Rt	4 3 4	9 6 3								
10	VENEMAN	62	102	2	6 9 1	1 Rt 8	3 5 Rt	7 7 Rt	16 14 Rt								
11	FUERTES	48	116	14	13 8 11	20 27 23	18 12 8	10 11 5	12 12 13								
12	BARTOLINI	46	118	2	15 23 5	16 7 14	15 14 Rt	8 12 6	7 8 21								
13	DESSOY	41	123	5	23 12	17 Rt 13	8 28 6	19 8 3	30 21 16								
14	BIANCHI	33	131	8				2 2 4									
15	OSUNA	30	134	3	26 19	18 12 17	17 Rt 9	16 16 9	10 11 9								
16	GAGGI	30	134	0	14 10 15	8 11 12	16 21 20	15 15 11	17 Rt 8								
17	BEEKMANS	25	139	5	4 17	4 8 5	6 11 Rt	22 Rt Rt	18 Rt 15								
18	GENNAI	22	142	3	25 13 24	26 14 15	19 16 13	14 13 12	25 15 11								
19	PONCET	18	146	4	8 7 7												
20	FERNANDEZ	18	146	0	21 -9 -9	15 9 11	10 10 18		13 Rt Rt								
21	MULYA	12	152	6	33 28	12 28 Ns	20 13 7	25 19	26								
22	DI PERSIO	12	152	0	22 11 18	19 17 26	30 23 19	12 9 Rt	21 19 25								
23	RISUENO	11	153	1	20 15 27	21 25 22	12 27 11	21 21 20	20 13 14								
24	BENETTI	11	153	0	18 13	30 18 28	22 14	32 Rt 21	19 10 Rt								
25	CORREA	10	154	1	28 16 16	24 26 16	27 17 12	18 17 10	28 20 19								
26	SANCHEZ	4	160	6	17 Rt	22 15 19	23 18 Rt	17 Rt 13	22 16 Rt								
27	MAIER	4	160	0	24 18 22	32 21 18	24 19 Rt	13 14 14	24 17 Rt								
28	SORRENTI	2	162	2	19 14 21	14 Rt Rt	21 Rt 16	23 28 22	29 22 17								
29	FERNANDEZ	1	163	1				20 20 15									
30	AKSU	1	163	0	29 17 Rt	27 24 21	28 20 15	26 17	14 24 18								
31	AGASKA	1	163	0	27 20 23	34 22 27	22 15 Rt	29 23 Rt	31 Rt 23								

14/06/2026

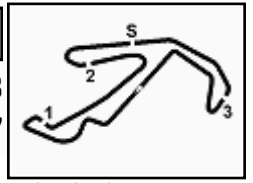
SP = Superpole - 1 = Race 1 - 2 = Race 2

Ns = Did Not Start - Rt = Retired - Ex = Excluded

These data/results cannot be reproduced, stored and/or transmitted in whole or in part by any manner of electronic, mechanical, photocopying, recording, broadcasting or otherwise now known or herein after developed without the previous express consent by the copyright owner, except for reproduction in daily press and regular printed publications on sale to the public within 60 days of the event related to those data/results and always provided that copyright symbol appears together as follows below.

© DORNA WSBK ORGANIZATION Srl 2026





Pirelli Emilia-Romagna Round, 12-14 June 2026
Race Winners

	2026
01 Portimao	Torres A. (ESP) KAW Veneman L. (NED) KAW
02 Assen	Buis J. (NED) SUZ Fleerackers F. (BEL) SUZ
03 Most	Vannucci M. (ITA) APR Torres A. (ESP) KAW
04 Aragon	Salvador D. (ESP) KAW Artigas X. (ESP) KAW
05 Misano	Ieraci B. (ITA) TRI Salvador D. (ESP) KAW
06 Magny-Cours	
07 Cremona	
08 Jerez	

2026

- 2 D. Salvador
- 2 A. Torres
- 1 X. Artigas
- 1 J. Buis
- 1 F. Fleerackers
- 1 B. Ieraci
- 1 M. Vannucci
- 1 L. Veneman

ALL TIMES

- 2 D. Salvador
- 2 A. Torres
- 1 X. Artigas
- 1 J. Buis
- 1 F. Fleerackers
- 1 B. Ieraci
- 1 M. Vannucci
- 1 L. Veneman

14/06/2026

These data/results cannot be reproduced, stored and/or transmitted in whole or in part by any manner of electronic, mechanical, photocopying, recording, broadcasting or otherwise now known or herein after developed without the previous express consent by the copyright owner, except for reproduction in daily press and regular printed publications on sale to the public within 60 days of the event related to those data/results and always provided that copyright symbol appears together as follows below.

© DORNA WSBK ORGANIZATION Srl 2026