

Pirelli Emilia-Romagna Round, 12-14 June 2026
Results Tissot Superpole

Misano Circuit Sic 58 4.226 m

1 / 3

No.	Rider	Nat	Team	Bike	Time	Gap	Rel.	Laps	Speed	
									Avg	Max
1	38 D. SALVADOR	ESP	Team ProDina Kawasaki XCI	Kawasaki ZX-6R 636	1'42.280			12	148,745	211,4
2	25 F. BIANCHI	ITA	Team MMP Velocita	Aprilia RS 660 Factory	1'42.417	0.137	0.137	6	148,546	210,1
3	91 M. VANNUCCI	ITA	Revo-M2	Aprilia RS 660 Factory	1'42.660	0.380	0.243	12	148,194	213,0
4	50 C. THOMPSON	AUS	Team BrCorse	Yamaha YZF-R7	1'42.713	0.433	0.053	9	148,118	208,9
5	18 B. IERACI	ITA	CM Triumph Factory Racing	Triumph Daytona 660	1'42.758	0.478	0.045	11	148,053	211,4
6	6 J. BUIS	NED	Track & Trades Wixx Racing	Suzuki GSX-8R	1'42.779	0.499	0.021	10	148,022	211,4
7	23 E. BARTOLINI	ITA	CM Triumph Factory Racing	Triumph Daytona 660	1'42.854	0.574	0.075	11	147,915	213,9
8	47 A. TORRES	ESP	Team ProDina Kawasaki XCI	Kawasaki ZX-6R 636	1'42.885	0.605	0.031	11	147,870	212,6
9	73 F. SEABRIGHT	GBR	PHR Performance Triumph	Triumph Daytona 660	1'42.912	0.632	0.027	11	147,831	210,5
10	77 J. OSUNA	ESP	Deza-Box 77 Racing Team	Kawasaki ZX-6R 636	1'43.157	0.877	0.245	11	147,480	208,9
11	34 X. ARTIGAS	ESP	MTM Kawasaki	Kawasaki ZX-6R 636	1'43.214	0.934	0.057	12	147,399	211,4
12	16 A. FUERTES	ESP	Deza-Box 77 Racing Team	Kawasaki ZX-6R 636	1'43.287	1.007	0.073	11	147,294	210,1
13	7 B. FERNANDEZ	ESP	Kove Racing Team 109	Kove 450RR	1'43.463	1.183	0.176	13	147,044	211,8
14	89 T. AKSU	AUS	PATA AG Motorsport Italia	Honda CBR600RR	1'43.614	1.334	0.151	12	146,830	208,5
15	65 F. FLEERACKERS	BEL	Track & Trades Wixx Racing	Suzuki GSX-8R	1'43.666	1.386	0.052	10	146,756	210,5
16	71 L. VENEMAN	NED	MTM Kawasaki	Kawasaki ZX-6R 636	1'43.712	1.432	0.046	12	146,691	211,8
17	43 M. GAGGI	ITA	Team BrCorse	Yamaha YZF-R7	1'43.746	1.466	0.034	12	146,643	213,0
18	68 K. BEEKMANS	NED	VLR Racing Team Suzuki	Suzuki GSX-8R	1'43.921	1.641	0.175	10	146,396	206,5
19	98 T. BENETTI	ITA	MMR	Aprilia RS 660 Factory	1'44.039	1.759	0.118	11	146,230	213,0
20	39 J. RISUENO	ESP	Pons Motosport Italika Racing	Kawasaki ZX-6R 636	1'44.041	1.761	0.002	12	146,227	211,8
21	69 A. DI PERSIO	ITA	ARCO Yamaha MotoR University Team	Yamaha YZF-R7	1'44.045	1.765	0.004	11	146,221	210,5
22	33 G. SANCHEZ	ESP	ARCO Yamaha MotoR University Team	Yamaha YZF-R7	1'44.125	1.845	0.080	12	146,109	210,9
23	41 I. PERISTERAS	GRE	MMR	Aprilia RS 660 Factory	1'44.249	1.969	0.124	10	145,935	208,1
24	12 H. MAIER	BRA	Yamaha AD78 FIMLA by MS Racing	Yamaha YZF-R7	1'44.258	1.978	0.009	13	145,923	208,1
25	26 M. GENNAI	ITA	Panattoni BGR Smrz Racing	Yamaha YZF-R7	1'44.479	2.199	0.221	7	145,614	210,5
26	27 F. MULYA	INA	Progp Nitiracing	Yamaha YZF-R7	1'44.503	2.223	0.024	11	145,581	214,3
27	92 G. CAZARD	FRA	Yamaha AD78 FIMLA by MS Racing	Yamaha YZF-R7	1'44.552	2.272	0.049	13	145,512	208,5
28	40 J. CORREA	USA	Pons Motosport Italika Racing	Kawasaki ZX-6R 636	1'44.622	2.342	0.070	12	145,415	210,1
29	11 M. SORRENTI	ITA	Revo-M2	Aprilia RS 660 Factory	1'44.642	2.362	0.020	12	145,387	206,5
30	55 H. DESOY	GBR	PHR Performance Triumph	Triumph Daytona 660	1'44.738	2.458	0.096	10	145,254	208,5
31	93 A. AGASKA	INA	Progp Nitiracing	Yamaha YZF-R7	1'44.873	2.593	0.135	12	145,067	212,6
32	21 T. SOVICKA	CZE	Panattoni BGR Smrz Racing	Yamaha YZF-R7	1'46.019	3.739	1.146	13	143,499	206,1
33	99 A. ZANCA	ITA	Kove Racing Team 109	Kove 450RR	1'46.050	3.770	0.031	12	143,457	204,5
----- Not Qualified -----										
NQ	9 C. HARRIS	GBR	Miguel Oliveira Team	Yamaha YZF-R7	1'49.211	6.931	3.161	2	139,305	204,5

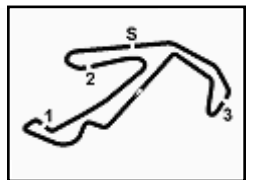
Qualifying Lap Time (105% of 1'42.280): 1'47.394

AIR	Humidity:	42%	Temp:	25°C
TRACK	Condition:	Dry	Temp:	48°C

12/06/2026 Start 14:10 End 14:39 The results are provisional until the end of the time limit for protests and appeals and the completion of the technical checks. Clerk Of The Course: **Raffaele De Fabritiis** Publication Time: **14:42**

These data/results cannot be reproduced, stored and/or transmitted in whole or in part by any manner of electronic, mechanical, photocopying, recording, broadcasting or otherwise now known or herein after developed without the previous express consent by the copyright owner, except for reproduction in daily press and regular printed publications on sale to the public within 60 days of the event related to those data/results and always provided that copyright symbol appears together as follows below.

© DORNA WSBK ORGANIZATION Srl 2026



Pirelli Emilia-Romagna Round, 12-14 June 2026
Results Tissot Superpole

Session Highlights

Local Time	No. Rider	Description
14.10.00		Start of Session
14.12.59	91 M. VANNUCCI	#91 Current Lap Time Cancelled - Exceeded Track Limits - Turn 1
14.14.04	41 I. PERISTERAS	#41 Current Lap Time Cancelled - Exceeded Track Limits - Turn 1
14.14.05		Yellow Flag Out - Turn 1-2
14.14.09	91 M. VANNUCCI	#91 Lap Time Cancelled [2'10.707] - Exceeded Track Limits - Turn 1
14.14.18	9 C. HARRIS	#9 Crashed - Turn 2
14.15.01		Yellow Flag In - Turn 1-2
14.16.00	89 T. AKSU	#89 Lap Time Cancelled [1'44.829] - Exceeded Track Limits - Turn 15
14.17.35	47 A. TORRES	#47 Current Lap Time Cancelled - Exceeded Track Limits - Turn 1
14.17.44	16 A. FUERTES	#16 Current Lap Time Cancelled - Exceeded Track Limits - Turn 1
14.18.26	21 T. SOVICKA	#21 Lap Time Cancelled [1'46.409] - Exceeded Track Limits - Turn 15
14.18.58	93 A. AGASKA	#93 Lap Time Cancelled [1'45.324] - Exceeded Track Limits - Turn 15
14.19.27	16 A. FUERTES	#16 Lap Time Cancelled [2'02.802] - Exceeded Track Limits - Turn 1
14.19.31	65 F. FLEERACKERS	#65 Current Lap Time Cancelled - Exceeded Track Limits - Turn 15
14.19.45	50 C. THOMPSON	#50 Current Lap Time Cancelled - Exceeded Track Limits - Turn 1
14.19.49	93 A. AGASKA	#93 Current Lap Time Cancelled - Exceeded Track Limits - Turn 1
14.19.55	43 M. GAGGI	#43 Current Lap Time Cancelled - Exceeded Track Limits - Turn 1
14.20.01	12 H. MAIER	#12 Lap Time Cancelled [1'49.029] - Exceeded Track Limits - Turn 16
14.21.11	39 J. RISUENO	#39 Current Lap Time Cancelled - Exceeded Track Limits - Turn 10
14.21.16	39 J. RISUENO	#39 Lap Time Cancelled [2'02.429] - Exceeded Track Limits - Turn 10
14.21.20	93 A. AGASKA	#93 Lap Time Cancelled [2'06.901] - Exceeded Track Limits - Turn 1
14.21.41	41 I. PERISTERAS	#41 Lap Time Cancelled [7'51.204] - Exceeded Track Limits - Turn 1
14.21.42		Double Yellow Flag Out - Turn 4
14.21.53	25 F. BIANCHI	#25 Crashed - Turn 4
14.22.07		Yellow Flag Out - Turn 4
14.22.39		Yellow Flag In - Turn 4
14.22.39		Riders Under Yellow Flag at Turn 4: #11 #71 #77 #41
14.23.06	47 A. TORRES	#47 Lap Time Cancelled [5'52.405] - Exceeded Track Limits - Turn 1
14.23.12	50 C. THOMPSON	#50 Lap Time Cancelled [4'03.401] - Exceeded Track Limits - Turn 1
14.23.17	65 F. FLEERACKERS	#65 Lap Time Cancelled [7'35.189] - Exceeded Track Limits - Turn 15
14.25.03	43 M. GAGGI	#43 Lap Time Cancelled [5'47.435] - Exceeded Track Limits - Turn 1
14.25.14	11 M. SORRENTI	#11 Current Lap Time Cancelled - Exceeded Track Limits - Turn 1
14.27.00	77 J. OSUNA	#77 Current Lap Time Cancelled - Exceeded Track Limits - Turn 1
14.27.07	71 L. VENEMAN	#71 Current Lap Time Cancelled - Exceeded Track Limits - Turn 1
14.28.38	77 J. OSUNA	#77 Lap Time Cancelled [2'01.388] - Exceeded Track Limits - Turn 1
14.28.40	11 M. SORRENTI	#11 Lap Time Cancelled [3'45.420] - Exceeded Track Limits - Turn 1
14.29.03	38 D. SALVADOR	#38 Current Lap Time Cancelled - Exceeded Track Limits - Turn 1
14.30.03	38 D. SALVADOR	#38 Lap Time Cancelled [1'43.189] - Exceeded Track Limits - Turn 16
14.30.18	71 L. VENEMAN	#71 Lap Time Cancelled [3'40.093] - Exceeded Track Limits - Turn 1
14.30.34	16 A. FUERTES	#16 Lap Time Cancelled [1'43.900] - Exceeded Track Limits - Turn 16
14.30.41	68 K. BEEKMANS	#68 Current Lap Time Cancelled - Exceeded Track Limits - Turn 1
14.30.42	38 D. SALVADOR	#38 Lap Time Cancelled [1'54.771] - Exceeded Track Limits - Turn 1
14.31.04	38 D. SALVADOR	#38 Current Lap Time Cancelled - Exceeded Track Limits - Turn 1
14.31.06	6 J. BUIS	#6 Lap Time Cancelled [1'43.157] - Exceeded Track Limits - Turn 15
14.31.09	99 A. ZANCA	#99 Current Lap Time Cancelled - Exceeded Track Limits - Turn 1
14.32.03	40 J. CORREA	#40 Lap Time Cancelled [1'44.759] - Exceeded Track Limits - Turn 15
14.32.14		Yellow Flag Out - Turn 16
14.32.14		Yellow Flag Out - Turn 16
14.32.19	68 K. BEEKMANS	#68 Lap Time Cancelled [1'49.704] - Exceeded Track Limits - Turn 1
14.32.25	50 C. THOMPSON	#50 Crashed - Turn 16
14.32.33	39 J. RISUENO	#39 Lap Time Cancelled [1'43.875] - Exceeded Track Limits - Turn 15
14.32.34		Yellow Flag In - Turn 16
14.32.35		Riders Under Yellow Flag at Turn 16: #12 #11 #47 #93 #38 #98 #27 #55 #92 #21 #99 #41
14.32.45	16 A. FUERTES	#16 Current Lap Time Cancelled - Exceeded Track Limits - Turn 1
14.32.56	7 B. FERNANDEZ	#7 Current Lap Time Cancelled - Exceeded Track Limits - Turn 1
14.32.59	6 J. BUIS	#6 Current Lap Time Cancelled - Exceeded Track Limits - Turn 1
14.33.10	92 G. CAZARD	#92 Current Lap Time Cancelled - Exceeded Track Limits - Turn 1

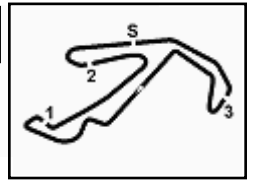
12/06/2026 Start 14:10 End 14:39

The results are provisional until the end of the time limit for protests and appeals and the completion of the technical checks.

Clerk Of The Course: **Raffaele De Fabritiis**
Publication Time: **14:42**

These data/results cannot be reproduced, stored and/or transmitted in whole or in part by any manner of electronic, mechanical, photocopying, recording, broadcasting or otherwise now known or herein after developed without the previous express consent by the copyright owner, except for reproduction in daily press and regular printed publications on sale to the public within 60 days of the event related to those data/results and always provided that copyright symbol appears together as follows below.

© DORNA WSBK ORGANIZATION Srl 2026



Pirelli Emilia-Romagna Round, 12-14 June 2026
Results Tissot Superpole

14.33.13	21 T. SOVICKA	#21 Current Lap Time Cancelled - Exceeded Track Limits - Turn 1
14.33.40	23 E. BARTOLINI	#23 Lap Time Cancelled [1'44.287] - Exceeded Track Limits - Turn 16
14.34.07	6 J. BUIS	#6 Lap Time Cancelled [1'47.388] - Exceeded Track Limits - Turn 1
14.34.11	16 A. FUERTES	#16 Lap Time Cancelled [1'54.973] - Exceeded Track Limits - Turn 1
14.34.12	7 B. FERNANDEZ	#7 Lap Time Cancelled [1'54.850] - Exceeded Track Limits - Turn 1
14.34.24	21 T. SOVICKA	#21 Lap Time Cancelled [1'49.276] - Exceeded Track Limits - Turn 1
14.34.25	92 G. CAZARD	#92 Lap Time Cancelled [1'50.616] - Exceeded Track Limits - Turn 1
14.34.27	16 A. FUERTES	#16 Lap Time Cancelled [1'54.973] - Exceeded Track Limits - Turn 11
14.36.13	73 F. SEABRIGHT	#73 Lap Time Cancelled [1'43.534] - Exceeded Track Limits - Turn 13
14.36.43	6 J. BUIS	#6 Lap Time Cancelled [1'44.537] - Exceeded Track Limits - Turn 13
14.37.16		Top 3 Confirmed
14.37.35	12 H. MAIER	#12 Lap Time Cancelled [1'44.679] - Exceeded Track Limits - Turn 16
14.38.04	71 L. VENEMAN	#71 Lap Time Cancelled [1'48.080] - Exceeded Track Limits - Turn 16
14.39.19	27 F. MULYA	#27 Lap Time Cancelled [1'44.669] - Exceeded Track Limits - Turn 16
14.39.34	33 G. SANCHEZ	#33 Lap Cancelled [1'51.163] - Exceeded Track Limits - Turn 1
14.39.44		End of Session

Fastest Laps Sequence

No.	Rider	Nat	Team	Bike	Local Time	Time	Gap	Avg
6	J. BUIS	NED	Track & Trades Wixx Racing	Suzuki GSX-8R	14:13'43.485	1'44.267		145,910
38	D. SALVADOR	ESP	Team ProDina Kawasaki XCI	Kawasaki ZX-6R 636	14:13'53.747	1'43.761	-0.506	146,622
50	C. THOMPSON	AUS	Team BrCorse	Yamaha YZF-R7	14:15'42.663	1'43.685	-0.076	146,729
47	A. TORRES	ESP	Team ProDina Kawasaki XCI	Kawasaki ZX-6R 636	14:17'13.410	1'43.616	-0.069	146,827
50	C. THOMPSON	AUS	Team BrCorse	Yamaha YZF-R7	14:17'25.571	1'42.908	-0.708	147,837
25	F. BIANCHI	ITA	Team MMP Velocita	Aprilia RS 660 Factory	14:17'50.273	1'42.731	-0.177	148,092
25	F. BIANCHI	ITA	Team MMP Velocita	Aprilia RS 660 Factory	14:21'19.669	1'42.417	-0.314	148,546
38	D. SALVADOR	ESP	Team ProDina Kawasaki XCI	Kawasaki ZX-6R 636	14:27'03.863	1'42.280	-0.137	148,745

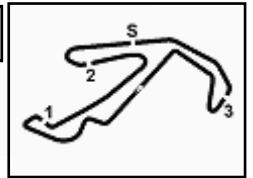
12/06/2026 Start 14:10 End 14:39

The results are provisional until the end of the time limit for protests and appeals and the completion of the technical checks.

Clerk Of The Course: **Raffaele De Fabritiis**
Publication Time: **14:42**

These data/results cannot be reproduced, stored and/or transmitted in whole or in part by any manner of electronic, mechanical, photocopying, recording, broadcasting or otherwise now known or herein after developed without the previous express consent by the copyright owner, except for reproduction in daily press and regular printed publications on sale to the public within 60 days of the event related to those data/results and always provided that copyright symbol appears together as follows below.

© DORNA WSBK ORGANIZATION Srl 2026



Pirelli Emilia-Romagna Round, 12-14 June 2026
Best Sectors & Speed Tissot Superpole

Misano Circuit Sic 58 4.226 m

BEST LAP		
1	38 D. SALVADOR	Kawasaki ZX-6R 636 1'42.280
2	25 F. BIANCHI	Aprilia RS 660 Factory 1'42.417
3	91 M. VANNUCCI	Aprilia RS 660 Factory 1'42.660
4	50 C. THOMPSON	Yamaha YZF-R7 1'42.713
5	18 B. IERACI	Triumph Daytona 660 1'42.758
6	6 J. BUIS	Suzuki GSX-8R 1'42.779
7	23 E. BARTOLINI	Triumph Daytona 660 1'42.854
8	47 A. TORRES	Kawasaki ZX-6R 636 1'42.885
9	73 F. SEABRIGHT	Triumph Daytona 660 1'42.912
10	77 J. OSUNA	Kawasaki ZX-6R 636 1'43.157
11	34 X. ARTIGAS	Kawasaki ZX-6R 636 1'43.214
12	16 A. FUERTES	Kawasaki ZX-6R 636 1'43.287
13	7 B. FERNANDEZ	Kove 450RR 1'43.463
14	89 T. AKSU	Honda CBR600RR 1'43.614
15	65 F. FLEERACKERS	Suzuki GSX-8R 1'43.666
16	71 L. VENEMAN	Kawasaki ZX-6R 636 1'43.712
17	43 M. GAGGI	Yamaha YZF-R7 1'43.746
18	68 K. BEEKMANS	Suzuki GSX-8R 1'43.921
19	98 T. BENETTI	Aprilia RS 660 Factory 1'44.039
20	39 J. RISUENO	Kawasaki ZX-6R 636 1'44.041
21	69 A. DI PERSIO	Yamaha YZF-R7 1'44.045
22	33 G. SANCHEZ	Yamaha YZF-R7 1'44.125
23	41 I. PERISTERAS	Aprilia RS 660 Factory 1'44.249
24	12 H. MAIER	Yamaha YZF-R7 1'44.258
25	26 M. GENNAI	Yamaha YZF-R7 1'44.479
26	27 F. MULYA	Yamaha YZF-R7 1'44.503
27	92 G. CAZARD	Yamaha YZF-R7 1'44.552
28	40 J. CORREA	Kawasaki ZX-6R 636 1'44.622
29	11 M. SORRENTI	Aprilia RS 660 Factory 1'44.642
30	55 H. DESSOY	Triumph Daytona 660 1'44.738
31	93 A. AGASKA	Yamaha YZF-R7 1'44.873
32	21 T. SOVICKA	Yamaha YZF-R7 1'46.019
33	99 A. ZANCA	Kove 450RR 1'46.050
34	9 C. HARRIS	Yamaha YZF-R7 1'49.211

SPEED		
1	27 F. MULYA	Yamaha YZF-R7 214,3
2	23 E. BARTOLINI	Triumph Daytona 660 213,9
3	43 M. GAGGI	Yamaha YZF-R7 213,0
4	91 M. VANNUCCI	Aprilia RS 660 Factory 213,0
5	98 T. BENETTI	Aprilia RS 660 Factory 213,0
6	93 A. AGASKA	Yamaha YZF-R7 212,6
7	47 A. TORRES	Kawasaki ZX-6R 636 212,6
8	71 L. VENEMAN	Kawasaki ZX-6R 636 211,8
9	7 B. FERNANDEZ	Kove 450RR 211,8
10	39 J. RISUENO	Kawasaki ZX-6R 636 211,8
11	34 X. ARTIGAS	Kawasaki ZX-6R 636 211,4
12	18 B. IERACI	Triumph Daytona 660 211,4
13	38 D. SALVADOR	Kawasaki ZX-6R 636 211,4
14	6 J. BUIS	Suzuki GSX-8R 211,4
15	33 G. SANCHEZ	Yamaha YZF-R7 210,9
16	73 F. SEABRIGHT	Triumph Daytona 660 210,5
17	65 F. FLEERACKERS	Suzuki GSX-8R 210,5
18	69 A. DI PERSIO	Yamaha YZF-R7 210,5
19	26 M. GENNAI	Yamaha YZF-R7 210,5
20	25 F. BIANCHI	Aprilia RS 660 Factory 210,1
21	16 A. FUERTES	Kawasaki ZX-6R 636 210,1
22	40 J. CORREA	Kawasaki ZX-6R 636 210,1
23	50 C. THOMPSON	Yamaha YZF-R7 208,9
24	77 J. OSUNA	Kawasaki ZX-6R 636 208,9
25	55 H. DESSOY	Triumph Daytona 660 208,5
26	92 G. CAZARD	Yamaha YZF-R7 208,5
27	89 T. AKSU	Honda CBR600RR 208,5
28	41 I. PERISTERAS	Aprilia RS 660 Factory 208,1
29	12 H. MAIER	Yamaha YZF-R7 208,1
30	11 M. SORRENTI	Aprilia RS 660 Factory 206,5
31	68 K. BEEKMANS	Suzuki GSX-8R 206,5
32	21 T. SOVICKA	Yamaha YZF-R7 206,1
33	99 A. ZANCA	Kove 450RR 204,5
34	9 C. HARRIS	Yamaha YZF-R7 204,5

SEG. 1	
1	38 D. SALVADOR 27.186
2	25 F. BIANCHI 27.292
3	16 A. FUERTES 27.292
4	34 X. ARTIGAS 27.312
5	91 M. VANNUCCI 27.337
6	73 F. SEABRIGHT 27.341
7	6 J. BUIS 27.348
8	47 A. TORRES 27.423
9	18 B. IERACI 27.425
10	68 K. BEEKMANS 27.425
11	23 E. BARTOLINI 27.478
12	71 L. VENEMAN 27.483
13	43 M. GAGGI 27.506
14	77 J. OSUNA 27.524
15	50 C. THOMPSON 27.537
16	33 G. SANCHEZ 27.573
17	7 B. FERNANDEZ 27.592
18	69 A. DI PERSIO 27.647
19	39 J. RISUENO 27.675
20	89 T. AKSU 27.689
21	65 F. FLEERACKERS 27.693
22	12 H. MAIER 27.726
23	41 I. PERISTERAS 27.736
24	11 M. SORRENTI 27.743
25	27 F. MULYA 27.809
26	98 T. BENETTI 27.814
27	26 M. GENNAI 27.831
28	55 H. DESSOY 27.876
29	21 T. SOVICKA 27.967
30	92 G. CAZARD 28.022
31	93 A. AGASKA 28.094
32	40 J. CORREA 28.094
33	99 A. ZANCA 28.232
34	9 C. HARRIS 29.001

SEG. 2	
1	38 D. SALVADOR 23.749
2	50 C. THOMPSON 23.852
3	25 F. BIANCHI 23.874
4	91 M. VANNUCCI 23.899
5	98 T. BENETTI 24.017
6	18 B. IERACI 24.062
7	47 A. TORRES 24.062
8	73 F. SEABRIGHT 24.066
9	6 J. BUIS 24.068
10	77 J. OSUNA 24.076
11	23 E. BARTOLINI 24.094
12	7 B. FERNANDEZ 24.144
13	16 A. FUERTES 24.167
14	71 L. VENEMAN 24.199
15	34 X. ARTIGAS 24.215
16	39 J. RISUENO 24.248
17	27 F. MULYA 24.251
18	65 F. FLEERACKERS 24.259
19	89 T. AKSU 24.268
20	33 G. SANCHEZ 24.289
21	12 H. MAIER 24.293
22	93 A. AGASKA 24.324
23	68 K. BEEKMANS 24.329
24	43 M. GAGGI 24.333
25	26 M. GENNAI 24.348
26	55 H. DESSOY 24.351
27	92 G. CAZARD 24.395
28	41 I. PERISTERAS 24.404
29	40 J. CORREA 24.446
30	11 M. SORRENTI 24.463
31	69 A. DI PERSIO 24.608
32	99 A. ZANCA 24.769
33	21 T. SOVICKA 24.925
34	9 C. HARRIS 25.600

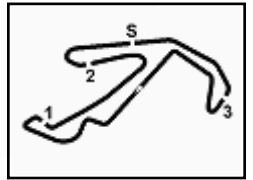
SEG. 3	
1	23 E. BARTOLINI 28.385
2	73 F. SEABRIGHT 28.425
3	18 B. IERACI 28.432
4	50 C. THOMPSON 28.490
5	77 J. OSUNA 28.494
6	91 M. VANNUCCI 28.537
7	38 D. SALVADOR 28.538
8	47 A. TORRES 28.574
9	25 F. BIANCHI 28.635
10	43 M. GAGGI 28.656
11	65 F. FLEERACKERS 28.675
12	34 X. ARTIGAS 28.679
13	6 J. BUIS 28.689
14	69 A. DI PERSIO 28.690
15	89 T. AKSU 28.706
16	16 A. FUERTES 28.724
17	39 J. RISUENO 28.726
18	98 T. BENETTI 28.730
19	7 B. FERNANDEZ 28.734
20	26 M. GENNAI 28.750
21	71 L. VENEMAN 28.799
22	33 G. SANCHEZ 28.811
23	27 F. MULYA 28.834
24	12 H. MAIER 28.872
25	41 I. PERISTERAS 28.922
26	92 G. CAZARD 28.927
27	40 J. CORREA 28.939
28	11 M. SORRENTI 28.971
29	93 A. AGASKA 29.035
30	55 H. DESSOY 29.077
31	68 K. BEEKMANS 29.133
32	99 A. ZANCA 29.230
33	21 T. SOVICKA 29.372
34	9 C. HARRIS 30.173

SEG. 4	
1	50 C. THOMPSON 22.545
2	25 F. BIANCHI 22.572
3	91 M. VANNUCCI 22.583
4	6 J. BUIS 22.674
5	47 A. TORRES 22.678
6	38 D. SALVADOR 22.710
7	16 A. FUERTES 22.715
8	34 X. ARTIGAS 22.745
9	7 B. FERNANDEZ 22.750
10	18 B. IERACI 22.791
11	77 J. OSUNA 22.813
12	23 E. BARTOLINI 22.837
13	73 F. SEABRIGHT 22.842
14	98 T. BENETTI 22.851
15	65 F. FLEERACKERS 22.861
16	41 I. PERISTERAS 22.898
17	89 T. AKSU 22.908
18	71 L. VENEMAN 22.932
19	68 K. BEEKMANS 22.934
20	39 J. RISUENO 22.937
21	69 A. DI PERSIO 22.975
22	11 M. SORRENTI 23.008
23	33 G. SANCHEZ 23.010
24	43 M. GAGGI 23.039
25	12 H. MAIER 23.047
26	27 F. MULYA 23.052
27	40 J. CORREA 23.084
28	26 M. GENNAI 23.138
29	55 H. DESSOY 23.165
30	93 A. AGASKA 23.190
31	92 G. CAZARD 23.208
32	21 T. SOVICKA 23.390
33	99 A. ZANCA 23.451
34	9 C. HARRIS 23.730

12/06/2026

These data/results cannot be reproduced, stored and/or transmitted in whole or in part by any manner of electronic, mechanical, photocopying, recording, broadcasting or otherwise now known or herein after developed without the previous express consent by the copyright owner, except for reproduction in daily press and regular printed publications on sale to the public within 60 days of the event related to those data/results and always provided that copyright symbol appears together as follows below.

© DORNA WSBK ORGANIZATION Srl 2026



Pirelli Emilia-Romagna Round, 12-14 June 2026
Ideal Times Tissot Superpole

Misano Circuit Sic 58 4.226 m

No. Rider	Nat	Bike	Seg. 1 Diff. 1	Seg. 2 Diff. 2	Seg. 3 Diff. 3	Seg. 4 Diff. 4	Ideal Time Best Lap	Pos.	Diff.
1 38 D. SALVADOR	ESP	Kawasaki ZX-6R 636	27.186	23.749	28.538 +0.097	22.710	1'42.183 1'42.280	1	0.097
2 91 M. VANNUCCI	ITA	Aprilia RS 660 Factory	27.337	23.899	28.537 +0.288	22.583 +0.016	1'42.356 1'42.660	3	0.304
3 25 F. BIANCHI	ITA	Aprilia RS 660 Factory	27.292 +0.044	23.874	28.635	22.572	1'42.373 1'42.417	2	0.044
4 50 C. THOMPSON	AUS	Yamaha YZF-R7	27.537 +0.174	23.852	28.490 +0.115	22.545	1'42.424 1'42.713	4	0.289
5 73 F. SEABRIGHT	GBR	Triumph Daytona 660	27.341 +0.130	24.066 +0.002	28.425	22.842 +0.106	1'42.674 1'42.912	9	0.238
6 18 B. IERACI	ITA	Triumph Daytona 660	27.425	24.062 +0.028	28.432 +0.004	22.791 +0.016	1'42.710 1'42.758	5	0.048
7 47 A. TORRES	ESP	Kawasaki ZX-6R 636	27.423	24.062 +0.084	28.574 +0.064	22.678	1'42.737 1'42.885	8	0.148
8 6 J. BUIS	NED	Suzuki GSX-8R	27.348	24.068	28.689	22.674	1'42.779 1'42.779	6	
9 23 E. BARTOLINI	ITA	Triumph Daytona 660	27.478 +0.004	24.094	28.385	22.837 +0.056	1'42.794 1'42.854	7	0.060
10 16 A. FUERTES	ESP	Kawasaki ZX-6R 636	27.292 +0.111	24.167	28.724 +0.143	22.715 +0.135	1'42.898 1'43.287	12	0.389
11 77 J. OSUNA	ESP	Kawasaki ZX-6R 636	27.524 +0.150	24.076	28.494	22.813 +0.100	1'42.907 1'43.157	10	0.250
12 34 X. ARTIGAS	ESP	Kawasaki ZX-6R 636	27.312 +0.012	24.215 +0.173	28.679 +0.021	22.745 +0.057	1'42.951 1'43.214	11	0.263
13 7 B. FERNANDEZ	ESP	Kove 450RR	27.592	24.144 +0.139	28.734 +0.060	22.750 +0.044	1'43.220 1'43.463	13	0.243
14 98 T. BENETTI	ITA	Aprilia RS 660 Factory	27.814 +0.345	24.017	28.730 +0.041	22.851 +0.241	1'43.412 1'44.039	19	0.627
15 71 L. VENEMAN	NED	Kawasaki ZX-6R 636	27.483 +0.042	24.199 +0.222	28.799 +0.035	22.932	1'43.413 1'43.712	16	0.299
16 65 F. FLEERACKERS	BEL	Suzuki GSX-8R	27.693 +0.178	24.259	28.675	22.861	1'43.488 1'43.666	15	0.178
17 43 M. GAGGI	ITA	Yamaha YZF-R7	27.506 +0.099	24.333 +0.113	28.656	23.039	1'43.534 1'43.746	17	0.212
18 89 T. AKSU	AUS	Honda CBR600RR	27.689	24.268	28.706	22.908 +0.043	1'43.571 1'43.614	14	0.043
19 39 J. RISUENO	ESP	Kawasaki ZX-6R 636	27.675 +0.118	24.248 +0.049	28.726 +0.106	22.937 +0.182	1'43.586 1'44.041	20	0.455
20 33 G. SANCHEZ	ESP	Yamaha YZF-R7	27.573 +0.278	24.289	28.811 +0.164	23.010	1'43.683 1'44.125	22	0.442
21 68 K. BEEKMANS	NED	Suzuki GSX-8R	27.425	24.329	29.133 +0.100	22.934	1'43.821 1'43.921	18	0.100
22 69 A. DI PERSIO	ITA	Yamaha YZF-R7	27.647	24.608	28.690	22.975 +0.125	1'43.920 1'44.045	21	0.125
23 12 H. MAIER	BRA	Yamaha YZF-R7	27.726 +0.218	24.293 +0.102	28.872	23.047	1'43.938 1'44.258	24	0.320
24 27 F. MULYA	INA	Yamaha YZF-R7	27.809 +0.115	24.251 +0.197	28.834	23.052 +0.245	1'43.946 1'44.503	26	0.557
25 41 I. PERISTERAS	GRE	Aprilia RS 660 Factory	27.736	24.404 +0.230	28.922 +0.059	22.898	1'43.960 1'44.249	23	0.289
26 26 M. GENNAI	ITA	Yamaha YZF-R7	27.831	24.348	28.750	23.138 +0.412	1'44.067 1'44.479	25	0.412
27 11 M. SORRENTI	ITA	Aprilia RS 660 Factory	27.743 +0.042	24.463 +0.147	28.971 +0.204	23.008 +0.064	1'44.185 1'44.642	29	0.457
28 55 H. DESSOY	GBR	Triumph Daytona 660	27.876 +0.077	24.351 +0.192	29.077	23.165	1'44.469 1'44.738	30	0.269
29 92 G. CAZARD	FRA	Yamaha YZF-R7	28.022	24.395	28.927	23.208	1'44.552 1'44.552	27	
30 40 J. CORREA	USA	Kawasaki ZX-6R 636	28.094	24.446 +0.004	28.939 +0.055	23.084	1'44.563 1'44.622	28	0.059
31 93 A. AGASKA	INA	Yamaha YZF-R7	28.094 +0.025	24.324 +0.041	29.035	23.190 +0.164	1'44.643 1'44.873	31	0.230
32 21 T. SOVICKA	CZE	Yamaha YZF-R7	27.967	24.925	29.372 +0.365	23.390	1'45.654 1'46.019	32	0.365
33 99 A. ZANCA	ITA	Kove 450RR	28.232 +0.051	24.769 +0.195	29.230	23.451 +0.122	1'45.682 1'46.050	33	0.368
34 9 C. HARRIS	GBR	Yamaha YZF-R7	29.001	25.600	30.173 +0.707	23.730	1'48.504 1'49.211	34	0.707
Overall Ideal Time			27.186	23.749	28.385	22.545	1'41.865		

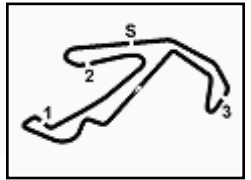
12/06/2026

These data/results cannot be reproduced, stored and/or transmitted in whole or in part by any manner of electronic, mechanical, photocopying, recording, broadcasting or otherwise now known or herein after developed without the previous express consent by the copyright owner, except for reproduction in daily press and regular printed publications on sale to the public within 60 days of the event related to those data/results and always provided that copyright symbol appears together as follows below.

© DORNA WSBK ORGANIZATION Srl 2026

FICR PERUGIA TIMING





Pirelli Emilia-Romagna Round, 12-14 June 2026
Chronological Analysis Tissot Superpole

Misano Circuit Sic 58 4.226 m

1 / 5

1° 38 D. SALVADOR [1'42.280]							
Lap	Seg1	Seg2	Seg3	Seg4	Lap Time	km/h	Local Time
							14:10'05.938
1	46.444	24.711	29.296	23.597	2'04.048P	202,2	14:12'09.986
2	27.617	24.027	28.959	23.158	1'43.761	210,1	14:13'53.747
3	27.691	24.671	29.881	30.827	1'53.070	202,2	14:15'46.817
4	27.593	24.146	28.538	22.816	1'43.093	207,3	14:17'29.910
5	27.951	24.109	28.616	4'23.600	5'44.276P	205,7	14:23'14.186
6	50.364	24.388	28.916	23.729	2'07.397P	203,8	14:25'21.583
7	27.186	23.749	28.635	22.710	1'42.280	202,6	14:27'03.863
8	27.356	24.188	28.819	22.826	1'43.189C	202,6	14:28'47.052
9	38.919	24.205	28.701	22.946	1'54.771C	207,3	14:30'41.823
10	29.649	24.139	28.622	23.146	1'45.556C	211,4	14:32'27.379
11	27.684	24.107	28.993	23.176	1'43.960	210,9	14:34'11.339
12	27.686	24.167	29.856	23.126	1'44.835	206,9	14:35'56.174

2° 25 F. BIANCHI [1'42.417]							
Lap	Seg1	Seg2	Seg3	Seg4	Lap Time	km/h	Local Time
							14:09'51.218
1	54.504	26.103	31.577	25.542	2'17.726P	203,4	14:12'08.944
2	27.975	24.169	29.305	37.107	1'58.556P	210,1	14:14'07.500
3	43.820	24.436	28.928	22.858	2'00.042P	203,0	14:16'07.542
4	27.292	24.040	28.776	22.623	1'42.731	203,4	14:17'50.273
5	28.404	26.458	29.268	22.849	1'46.979	203,8	14:19'37.252
6	27.336	23.874	28.635	22.572	1'42.417	204,9	14:21'19.669
7							

3° 91 M. VANNUCCI [1'42.660]							
Lap	Seg1	Seg2	Seg3	Seg4	Lap Time	km/h	Local Time
							14:11'58.606
1	38.081	25.132	29.196	23.184	2'10.707CP	210,1	14:14'09.313
2	43.483	24.436	28.918	22.938	1'59.775P	203,8	14:16'09.088
3	27.376	24.134	28.738	22.583	1'42.831	205,3	14:17'51.919
4	27.456	24.315	28.882	22.860	1'43.513	203,4	14:19'35.432
5	27.442	24.078	28.903	22.608	1'43.031	202,6	14:21'18.463
6	27.431	23.982	28.797	22.603	1'42.813	205,7	14:23'01.276
7	27.337	23.899	28.825	22.599	1'42.660	203,4	14:24'43.936
8	27.409	24.026	28.890	2'30.777	3'51.102P	204,2	14:28'35.038
9	46.514	24.459	29.315	24.014	2'04.302P	206,5	14:30'39.340
10	27.780	23.962	28.543	22.691	1'42.976	212,2	14:32'22.316
11	27.680	24.265	28.537	22.954	1'43.436	213,0	14:34'05.752
12	27.481	26.825	29.431	24.032	1'47.769	208,9	14:35'53.521

4° 50 C. THOMPSON [1'42.713]							
Lap	Seg1	Seg2	Seg3	Seg4	Lap Time	km/h	Local Time
							14:11'44.805
1	54.431	25.247	29.128	25.367	2'14.173P	208,5	14:13'58.978
2	27.815	24.211	28.810	22.849	1'43.685	207,3	14:15'42.663
3	27.597	23.901	28.700	22.710	1'42.908	208,9	14:17'25.571
4	27.660	23.946	28.646	22.759	1'43.011	207,7	14:19'08.582
5	28.855	24.958	29.591	2'39.997	4'03.401CP	201,9	14:23'11.983
6	55.262	25.412	29.659	22.928	2'13.261P	205,7	14:25'25.244
7	27.638	24.002	28.624	22.949	1'43.213	208,1	14:27'08.457
8	27.900	24.014	28.490	22.746	1'43.150	208,1	14:28'51.607
9	27.711	23.852	28.605	22.545	1'42.713	207,7	14:30'34.320
10	27.537	24.008	28.665			208,1	

5° 18 B. IERACI [1'42.758]							
Lap	Seg1	Seg2	Seg3	Seg4	Lap Time	km/h	Local Time
							14:10'15.120
1	44.532	25.506	29.129	23.245	2'02.412P	203,0	14:12'17.532
2	27.760	24.447	28.869	22.975	1'44.051	204,5	14:14'01.583
3	27.578	24.274	28.789	23.220	1'43.861	207,3	14:15'45.444

4	28.317	26.183	29.103	5'52.696	7'16.299P	208,1	14:23'01.743
5	1'05.331	25.381	29.044	23.033	2'22.789P	203,8	14:25'24.532
6	27.425	24.090	28.436	22.807	1'42.758	207,3	14:27'07.290
7	27.491	24.153	28.432	22.791	1'42.867	210,1	14:28'50.157
8	33.146	24.908	29.078	23.584	1'50.716	209,7	14:30'40.873
9	27.442	24.062	28.512	22.909	1'42.925	211,4	14:32'23.798
10	27.542	27.508	30.021	24.229	1'49.300	210,9	14:34'13.098
11	27.632	24.228	28.752	23.783	1'44.395	207,3	14:35'57.493

6° 6 J. BUIS [1'42.779]							
Lap	Seg1	Seg2	Seg3	Seg4	Lap Time	km/h	Local Time
							205,7
1	27.845	24.522	29.403	23.105	2'05.74P	204,9	14:12'17.940
2	28.244	24.640	29.504	24.425	1'46.813	202,6	14:15'30.298
3	27.945	24.456	29.020	22.890	1'44.311	203,8	14:17'14.609
4	27.801	24.656	29.497	6'23.025	7'44.979P	200,4	14:24'59.588
5	50.529	24.492	28.803	23.041	2'06.865P	206,5	14:27'06.453
6	27.348	24.068	28.689	22.674	1'42.779	206,1	14:28'49.232
7	27.403	24.351	28.747	22.656	1'43.157C	204,9	14:30'32.389
8	27.443	24.502	29.257	25.934	1'47.136	200,7	14:32'19.525
9	30.976	24.740	28.715	22.957	1'47.388C	211,4	14:34'06.913
10	27.851	24.521	29.066	23.099	1'44.537C	203,0	14:35'51.450

7° 23 E. BARTOLINI [1'42.854]							
Lap	Seg1	Seg2	Seg3	Seg4	Lap Time	km/h	Local Time
							14:10'15.366
1	44.392	25.626	29.236	23.320	2'02.574P	204,9	14:12'17.940
2	27.882	24.245	28.853	22.936	1'43.916	206,5	14:14'01.856
3	27.647	24.331	28.672	23.133	1'43.783	208,1	14:15'45.639
4	28.259	26.485	29.012	5'44.994	7'08.750P	206,9	14:22'54.389
5	1'12.390	25.970	29.092	23.131	2'30.583P	208,1	14:25'24.972
6	27.482	24.094	28.385	22.893	1'42.854	208,9	14:27'07.826
7	27.478	24.171	28.418	22.837	1'42.904	213,9	14:28'50.730
8	28.014	24.966	30.542	24.408	1'47.930	197,8	14:30'38.660
9	28.242	24.475	28.626	22.944	1'44.287C	209,7	14:32'22.947
10	27.740	24.407	28.638	22.967	1'43.752	210,1	14:34'06.699
11	28.428	24.491	29.450	23.094	1'45.463	200,7	14:35'52.162

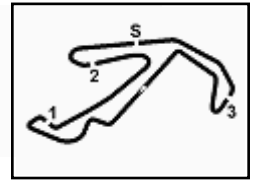
8° 47 A. TORRES [1'42.885]							
Lap	Seg1	Seg2	Seg3	Seg4	Lap Time	km/h	Local Time
							206,5
1	28.107	24.807	30.426	26.936	2'06.5	205,3	14:12'17.940
2	28.016	24.216	28.795	22.928	1'43.955	205,7	14:15'29.794
3	27.699	24.351	28.574	22.992	1'43.616	208,5	14:17'13.410
4	32.862	24.729	29.690	4'25.124	5'52.405CP	202,2	14:23'05.815
5	51.383	30.178	30.279	23.194	2'15.034P	203,8	14:25'20.849
6	27.738	24.113	28.871	22.837	1'43.559	205,3	14:27'04.408
7	27.423	24.146	28.638	22.678	1'42.885	208,9	14:28'47.293
8	27.560	24.149	28.644	22.760	1'43.113	205,3	14:30'30.406
9	27.761	36.145	29.295	23.334	1'56.535C	208,9	14:32'26.941
10	27.859	24.192	29.034	23.735	1'44.820	209,3	14:34'11.761
11	27.736	24.062	29.205	23.119	1'44.122	212,6	14:35'55.883

9° 73 F. SEABRIGHT [1'42.912]							
Lap	Seg1	Seg2	Seg3	Seg4	Lap Time	km/h	Local Time
							203,0
1	27.954	26.108	31.682	25.421	2'02.412P	203,0	14:12'09.126
2	27.544	24.326	29.839	25.163	1'46.872	202,6	14:15'40.936
3	27.659	24.405	28.808	23.037	1'43.909	205,3	14:17'24.845
4	27.832	24.399	28.965	35.103	1'56.299P	201,1	14:19'21.144
5	4'43.748	27.978	29.290	23.042	6'04.058P	210,5	14:25'25.202
6	27.471	24.068	28.425	22.948	1'42.912	208,9	14:27'08.114
7	27.479	24.256	28.748	22.866	1'43.349	208,9	14:28'51.463

12/06/2026 P = Pits In/Out - C = Lap Time Cancelled

These data/results cannot be reproduced, stored and/or transmitted in whole or in part by any manner of electronic, mechanical, photocopying, recording, broadcasting or otherwise now known or herein after developed without the previous express consent by the copyright owner, except for reproduction in daily press and regular printed publications on sale to the public within 60 days of the event related to those data/results and always provided that copyright symbol appears together as follows below.

© DORNA WSBK ORGANIZATION Srl 2026



Pirelli Emilia-Romagna Round, 12-14 June 2026
Chronological Analysis Tissot Superpole

Misano Circuit Sic 58 4.226 m

2 / 5

8	27.696	24.332	30.994	24.712	1'47.734	198,5	14:30'39.197	10	27.785	24.866	28.881	22.914	1'44.446	208,5	14:28'49.867
9	27.384	24.296	28.944	22.842	1'43.466	205,7	14:32'22.663	11	27.887	24.176	28.734	22.916	1'43.713	206,1	14:30'33.580
10	27.527	24.389	28.711	22.921	1'43.548	209,7	14:34'06.211	12	27.647	24.238	29.002	23.038	1'43.925	202,2	14:32'17.505
11	27.341	24.066	29.142	22.985	1'43.534C	201,5	14:35'49.745	13	31.564	24.556	28.978	29.752	1'54.850C	205,7	14:34'12.355
								14	30.517	24.845	31.106				172,0

10° 77 J. OSUNA [1'43.157]							
Lap	Seg1	Seg2	Seg3	Seg4	Lap Time	km/h	Local Time
1	28.419	25.145	30.280	24.167	1'50.930	183,4	14:12'03.824
2	27.776	24.269	28.936	41.262	2'02.243P	204,2	14:15'56.997
3	4'11.987	24.569	28.895	23.054	5'28.505P	205,3	14:21'25.502
4	27.483	24.285	28.793	22.793	1'43.354C	207,3	14:23'08.856
5	27.540	24.330	29.017	22.861	1'43.748	199,6	14:24'52.604
6	27.524	24.403	28.992	22.813	1'43.732	201,9	14:26'36.336
7	29.655	24.778	29.580	37.375	2'01.388CP	198,2	14:28'37.724
8	44.568	24.462	28.979	24.139	2'02.148P	205,3	14:30'39.872
9	27.674	24.076	28.494	22.913	1'43.157	208,9	14:32'23.029
10	29.396	25.368	29.221	23.223	1'47.208	203,0	14:34'10.237
11	28.029	24.459	30.328	23.713	1'46.529	201,5	14:35'56.766

14° 89 T. AKSU [1'43.614]							
Lap	Seg1	Seg2	Seg3	Seg4	Lap Time	km/h	Local Time
1		25.693	29.678	24.003		202,2	14:11'58.310
2	28.127	24.909	29.411	23.106	1'45.553	202,6	14:13'43.863
3	28.009	24.292	29.327	23.201	1'44.829C	203,8	14:15'28.692
4	27.816	24.612	29.174	23.334	1'44.936	205,3	14:17'13.628
5	27.995	25.618	29.566	24.548	1'47.727	206,5	14:19'01.355
6	27.723	24.623	29.008	22.908	1'44.262	204,9	14:20'45.617
7	27.811	25.448	29.967	2'14.656	3'37.882P	201,9	14:24'23.499
8	40.457	28.872	32.102	23.442	2'04.873P	206,9	14:26'28.372
9	30.509	27.664		2'09.329P	196,0	14:28'37.701	
10	42.145	24.616	29.033	23.087	1'58.881P	208,5	14:30'36.582
11	27.689	24.268	28.706	22.951	1'43.614	208,5	14:32'20.196
12	29.365	26.081	31.126	23.906	1'50.478	183,7	14:34'10.674
	27.824	24.294		1'47.067	207,3	14:35'57.741	

11° 34 X. ARTIGAS [1'43.214]							
Lap	Seg1	Seg2	Seg3	Seg4	Lap Time	km/h	Local Time
1	50.803	25.244	31.357	27.712	2'15.116P	189,5	14:09'51.574
2	28.550	25.040	30.724	24.543	1'48.857	206,5	14:13'55.547
3	27.762	24.272	28.738	4'07.795	5'28.567P	211,4	14:19'24.114
4	42.006	24.627	28.856	22.945	1'58.434P	203,4	14:21'22.548
5	27.474	24.417	28.679	22.745	1'43.315	204,2	14:23'05.863
6	27.377	24.438	28.806	24.249	1'44.870	201,9	14:24'50.733
7	27.510	24.387	29.015	1'19.361	2'40.273P	202,6	14:27'31.006
8	43.734	24.497	28.813	22.910	1'59.954P	203,0	14:29'30.960
9	27.324	24.388	28.700	22.802	1'43.214	203,8	14:31'14.174
10	27.349	24.334	28.836	22.801	1'43.320	202,6	14:32'57.494
11	27.312	24.348			1'44.520	202,6	14:34'42.014
12	27.379	24.215	28.779	22.872	1'43.245	202,2	14:36'25.259

15° 65 F. FLEERACKERS [1'43.666]							
Lap	Seg1	Seg2	Seg3	Seg4	Lap Time	km/h	Local Time
1		25.384	29.357	23.144		206,9	14:11'59.069
2	34.084	25.921	31.531	23.622	1'55.158	200,0	14:13'54.227
3	28.078	24.667	29.241	25.672	1'47.658	207,7	14:15'41.885
4	28.181	24.534	29.221	6'13.253	7'35.189CP	208,5	14:23'17.074
5	48.601	24.560	29.073	23.393	2'05.627P	204,9	14:25'22.701
6	27.776	24.362	28.771	23.128	1'44.037	209,7	14:27'06.738
7	27.693	24.484	29.113	23.276	1'44.566	208,5	14:28'51.304
8	27.713	24.270	29.217	22.910	1'44.110	204,9	14:30'35.414
9	27.871	24.259	28.675	22.861	1'43.666	210,5	14:32'19.080
10	28.229	26.731	29.048	23.392	1'47.400	206,1	14:34'06.480
	28.776	24.658	28.995	23.111	1'45.540	204,2	14:35'52.020

12° 16 A. FUERTES [1'43.287]							
Lap	Seg1	Seg2	Seg3	Seg4	Lap Time	km/h	Local Time
1		25.425	29.376	23.675		205,3	14:12'10.247
2	27.909	24.447	29.223	23.527	1'45.106	208,5	14:13'55.353
3	27.742	24.245	29.219	23.722	1'44.928	210,1	14:15'40.281
4	27.634	24.253	29.113	23.033	1'44.033	202,2	14:17'24.314
5	32.460	25.958	29.305	35.079	2'02.802CP	206,5	14:19'27.116
6	4'37.752	24.723	28.924	23.195	5'54.594P	204,9	14:25'21.710
7	27.292	24.676	28.724	22.935	1'43.627	203,4	14:27'05.337
8	27.411	24.704	28.969	22.816	1'43.900C	203,0	14:28'49.237
9	27.891	24.314	28.770	22.715	1'43.690	205,3	14:30'32.927
10	27.403	24.167	28.867	22.850	1'43.287	206,9	14:32'16.214
11	34.230	27.120	30.504	23.119	1'54.973C	202,2	14:34'11.187
12	27.620	24.214	29.860	23.380	1'45.074	206,5	14:35'56.261

16° 71 L. VENEMAN [1'43.712]							
Lap	Seg1	Seg2	Seg3	Seg4	Lap Time	km/h	Local Time
1							14:09'51.964
2	51.068	25.145	29.975	28.617	2'14.805P	201,5	14:12'06.769
3	28.733	25.163	30.155	24.233	1'48.284	206,5	14:13'55.053
4	27.910	24.294	28.812	23.914	1'44.930	211,8	14:15'39.983
5	27.648	24.596			3'44.902P	205,7	14:19'24.885
6	43.874	24.608	28.850	23.030	2'00.362P	204,5	14:21'25.247
7	27.470	24.381	28.391	22.905	1'43.147C	211,8	14:23'08.394
8	27.483	25.980	29.206	23.511	1'46.180	208,1	14:24'54.574
9	27.525	24.421	28.834	22.932	1'43.712	203,0	14:26'38.286
10	28.988	24.590	29.117	2'17.398	3'40.093CP	204,2	14:30'18.379
11	46.686	24.674	28.799	23.173	2'03.332P	204,9	14:32'21.711
12	27.561	24.199	29.095	27.256	1'48.111	205,3	14:34'09.822
	28.311	25.821	29.342	24.606	1'48.080C	210,9	14:35'57.902

13° 7 B. FERNANDEZ [1'43.463]							
Lap	Seg1	Seg2	Seg3	Seg4	Lap Time	km/h	Local Time
1							14:09'54.608
2	48.570	25.545	29.727	28.794	2'12.636P	201,9	14:12'07.244
3	28.359	24.877	32.386	27.860	1'53.482	200,0	14:14'00.726
4	27.743	24.325	28.992	23.084	1'44.144	211,8	14:15'44.870
5	28.169	24.362	28.850	23.003	1'44.384	206,9	14:17'29.254
6	27.837	24.144	28.838	23.092	1'43.911	204,5	14:19'13.165
7	27.593	24.523	29.206	22.750	1'44.072	199,3	14:20'57.237
8	28.030	24.740	29.984	42.455	2'05.209P	196,7	14:23'02.446
9	55.046	30.139	30.604	23.723	2'19.512P	201,5	14:25'21.958
10	27.592	24.283	28.794	22.794	1'43.463	205,7	14:27'05.421

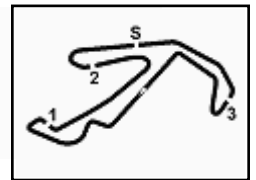
17° 43 M. GAGGI [1'43.746]							
Lap	Seg1	Seg2	Seg3	Seg4	Lap Time	km/h	Local Time
1							14:09'58.218
2	45.564	25.044			2'11.072P	211,4	14:12'09.290
3	28.034	24.489	29.076	23.671	1'45.270	213,0	14:13'54.560
4	28.144	24.409	29.663	30.495	1'52.711	210,5	14:15'47.271
5	27.688	24.431	29.101	23.056	1'44.276	204,9	14:17'31.547
6	27.678	24.333	28.895	23.114	1'44.020	204,2	14:19'15.567
7	28.671	24.570	29.231	4'24.963	5'47.435CP	203,8	14:25'03.002
8	43.868	27.123	28.932	23.129	2'03.052P	204,9	14:27'06.054
	27.506	24.771			1'46.597	206,1	14:28'52.651

12/06/2026 P = Pits In/Out - C = Lap Time Cancelled

These data/results cannot be reproduced, stored and/or transmitted in whole or in part by any manner of electronic, mechanical, photocopying, recording, broadcasting or otherwise now known or herein after developed without the previous express consent by the copyright owner, except for reproduction in daily press and regular printed publications on sale to the public within 60 days of the event related to those data/results and always provided that copyright symbol appears together as follows below.

© DORNA WSBK ORGANIZATION Srl 2026





Pirelli Emilia-Romagna Round, 12-14 June 2026
Chronological Analysis Tissot Superpole

Misano Circuit Sic 58 4.226 m

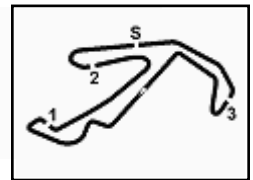
3 / 5

9	27.635	24.371	29.078	25.980	1'47.064	200,7	14:30'39.715	11	27.912	24.619	29.634	23.207	1'45.372	201,5	14:35'52.869
10	27.605	24.446	28.656	23.039	1'43.746	204,5	14:32'23.461	22° 33 G. SANCHEZ [1'44.125]							
11	27.715	25.189	29.464	24.298	1'46.666	201,9	14:34'10.127	Lap	Seg.1	Seg.2	Seg.3	Seg.4	Lap Time	km/h	Local Time
12	27.750	24.661	29.053	23.115	1'44.579	201,5	14:35'54.706	1	46.502	24.818	29.428	23.769	2'04.517P	206,1	14:12'10.033
18° 68 K. BEEKMANS [1'43.921]								2	27.801	24.359	29.569	26.021	1'47.750	210,9	14:13'58.300
Lap	Seg.1	Seg.2	Seg.3	Seg.4	Lap Time	km/h	Local Time	3	28.011	24.587	29.127	23.286	1'45.011	203,0	14:15'43.311
1	27.948	25.042	29.133	22.996	1'45.119	206,5	14:11'59.882	4	27.573	24.325	28.811	23.788	1'44.497	209,7	14:17'27.808
2	27.730	24.425	29.211	22.936	1'44.302	203,8	14:15'29.303	5	28.033	24.539	29.452	4'16.248	5'38.272P	204,5	14:23'06.080
3	27.642	24.498	29.233	6'15.050	7'36.423P	204,9	14:23'05.726	6	48.400	27.976	32.573	24.050	2'12.999P	166,2	14:25'19.079
4	46.888	24.871	31.938	24.097	2'07.794P	193,5	14:25'13.520	7	28.029	24.342	29.029	23.169	1'44.569	200,4	14:27'03.648
5	27.569	24.516	30.539	24.579	1'47.203	198,9	14:27'00.723	8	27.851	24.289	28.975	23.010	1'44.125	203,4	14:28'47.773
6	27.523	24.519	29.396	23.072	1'44.510	200,0	14:28'45.233	9	27.765	24.593	28.909	23.035	1'44.302	203,4	14:30'32.075
7	27.556	24.514	29.292	23.088	1'44.450	201,1	14:30'29.683	10	27.999	24.557	29.118	23.064	1'44.738	208,5	14:32'16.813
8	33.033	24.505	29.182	22.984	1'49.704C	205,3	14:32'19.387	11	33.067	25.530	29.069	23.497	1'51.163C	209,3	14:34'07.976
9	28.040	24.523	30.077	23.939	1'46.579	201,5	14:34'05.966	12	27.721	24.460	29.119	23.076	1'44.376	208,9	14:35'52.352
10	27.425	24.329	29.233	22.934	1'43.921	203,4	14:35'49.887	23° 41 I. PERISTERAS [1'44.249]							
19° 98 T. BENETTI [1'44.039]								Lap	Seg.1	Seg.2	Seg.3	Seg.4	Lap Time	km/h	Local Time
Lap	Seg.1	Seg.2	Seg.3	Seg.4	Lap Time	km/h	Local Time	1	28.318	25.435	29.628	23.479	206,1	14:12'01.143	
1	28.171	24.357	29.395	23.171	207,7	14:12'00.008	2	40.717	29.759	33.547	6'07.181	7'51.204CP	182,7	14:21'41.114	
2	27.859	24.328	28.906	23.062	1'44.618	204,5	14:13'44.626	3	46.468	25.583	29.797	23.377	2'05.225CP	202,2	14:23'46.339
3	29.915	24.340	28.976	25.187	1'48.418	208,1	14:17'17.199	4	27.898	24.555	29.243	23.109	1'44.805	203,0	14:25'31.144
4	27.970	24.427	28.940	24.489	1'45.826	207,3	14:19'03.025	5	28.012	24.420	29.262	23.122	1'44.816	202,6	14:27'15.960
5	28.074	24.472	30.250	4'45.528	6'08.324P	200,4	14:25'11.349	6	28.014	24.711	28.922	23.063	1'44.710	208,1	14:29'00.670
6	43.978	24.616	29.001	22.851	2'00.446P	204,9	14:27'11.795	7	27.736	24.634	28.981	22.898	1'44.249	205,7	14:30'44.919
7	28.215	24.260	29.037	24.321	1'45.833	207,3	14:28'57.628	8	28.192	26.285	34.229	23.544	1'52.250C	139,4	14:32'37.169
8	29.210	24.651	28.974	22.874	1'45.709	206,9	14:30'43.337	9	27.792	24.404	29.187	23.067	1'44.450	203,8	14:34'21.619
9	27.825	24.287	28.730	23.283	1'44.125C	207,7	14:32'27.462	10	27.849	24.419	29.099	22.955	1'44.322	203,0	14:36'05.941
10	28.159	24.017	28.771	23.092	1'44.039	208,9	14:34'11.501	24° 12 H. MAIER [1'44.258]							
11	27.814	24.365	29.220	23.024	1'44.423	213,0	14:35'55.924	Lap	Seg.1	Seg.2	Seg.3	Seg.4	Lap Time	km/h	Local Time
20° 39 J. RISUENO [1'44.041]								1	48.965	26.344	32.327	24.226	2'11.862P	177,9	14:13'55.970
Lap	Seg.1	Seg.2	Seg.3	Seg.4	Lap Time	km/h	Local Time	2	28.303	24.665	30.958	23.517	1'47.443	188,8	14:15'43.413
1	29.902	24.767	31.763	27.491	1'53.923	205,3	14:14'00.264	3	27.726	24.293	28.951	23.475	1'44.445	206,1	14:17'27.858
2	28.073	24.331	29.050	23.623	1'45.077	208,5	14:15'45.341	4	28.202	28.173	29.202	23.452	1'49.029C	203,8	14:19'16.887
3	28.254	24.321	28.847	23.073	1'44.495	208,1	14:17'29.836	5	27.882	24.541	29.071	23.279	1'44.773	203,0	14:21'01.660
4	27.908	24.447	28.864	22.937	1'44.156	207,3	14:19'13.992	6	29.943	25.774	31.054	45.374	2'12.145P	197,1	14:23'13.805
5	28.141	24.248			2'02.429CP	203,8	14:21'16.421	7	51.297	24.726	29.656	23.479	2'09.158P	201,5	14:25'22.963
6	2'36.961	25.006			4'04.815P	201,1	14:25'21.236	8	27.944	24.395	28.872	23.047	1'44.258	205,3	14:27'07.221
7	28.187	24.345	29.585	23.034	1'45.151	207,3	14:27'06.387	9	27.966	24.551	29.064	23.193	1'44.774	203,0	14:28'51.995
8	27.793	24.297	28.832	23.119	1'44.041	211,8	14:28'50.428	10	28.136	24.839	29.689	25.168	1'47.832	203,8	14:30'39.827
9	27.966	24.360	28.726	22.823	1'43.875C	207,7	14:30'34.303	11	27.856	24.297	28.875	23.420	1'44.448C	205,3	14:32'24.275
10	31.014	24.659	28.976	23.080	1'47.729	205,3	14:32'22.032	12	28.062	26.040	30.127	23.437	1'47.666	199,3	14:34'11.941
11	27.675	25.045	28.880	24.027	1'45.627	210,1	14:34'07.659	13	27.849	24.312	29.224	23.294	1'44.679C	208,1	14:35'56.620
12	27.882	25.913	34.505	27.125	1'55.425	199,6	14:36'03.084	25° 26 M. GENNAI [1'44.479]							
21° 69 A. DI PERSIO [1'44.045]								Lap	Seg.1	Seg.2	Seg.3	Seg.4	Lap Time	km/h	Local Time
Lap	Seg.1	Seg.2	Seg.3	Seg.4	Lap Time	km/h	Local Time	1		25.325	30.355	24.595	202,6	14:12'03.156	
1	47.674	25.221	29.291	23.839	2'06.025P	203,0	14:13'49.355	1	28.562	27.016	30.846	27.989	1'54.413	196,7	14:13'57.569
2	28.036	24.858	29.123	23.346	1'45.363	203,0	14:15'34.718	2	28.501	24.810	29.366	23.431	1'46.108	210,5	14:15'43.677
3	27.736	24.860	29.071	23.300	1'44.967	203,0	14:17'19.685	3	27.942	24.687	29.171	6'00.717	7'22.517P	203,4	14:23'06.194
4	29.611	25.234	29.775	4'16.139	5'40.759P	198,5	14:23'00.444	4	51.558	27.060	32.333	25.294	2'16.245P	185,9	14:25'22.439
5	52.637	25.425	30.621	26.014	2'14.697P	201,9	14:25'15.141	5	28.226	24.491	28.823	23.138	1'44.678	205,3	14:27'07.117
6	30.389	26.521	29.848	23.121	1'49.879	204,2	14:27'05.020	6	27.831	24.348	28.750	23.550	1'44.479	207,7	14:28'51.596
7	27.998	24.811	28.922	23.079	1'44.810	208,1	14:28'49.830	7	32.235	31.347	32.573	2'34.386	4'10.541P	182,4	14:33'02.137
8	27.647	24.608	28.690	23.100	1'44.045	208,9	14:30'33.875	8	44.310	27.215	31.677			183,1	
9	27.756	24.729	28.747	22.975	1'44.207	204,2	14:32'18.082	26° 27 F. MULYA [1'44.503]							
10	31.262	25.810	28.973	23.370	1'49.415	210,5	14:34'07.497	Lap	Seg.1	Seg.2	Seg.3	Seg.4	Lap Time	km/h	Local Time

12/06/2026 P = Pits In/Out - C = Lap Time Cancelled

These data/results cannot be reproduced, stored and/or transmitted in whole or in part by any manner of electronic, mechanical, photocopying, recording, broadcasting or otherwise now known or herein after developed without the previous express consent by the copyright owner, except for reproduction in daily press and regular printed publications on sale to the public within 60 days of the event related to those data/results and always provided that copyright symbol appears together as follows below.

© DORNA WSBK ORGANIZATION Srl 2026



Pirelli Emilia-Romagna Round, 12-14 June 2026
Chronological Analysis Tissot Superpole

Misano Circuit Sic 58 4.226 m

4 / 5

		25.168	30.701	24.262		214,3	14:12'03.691
1	28.775	24.985	33.051	25.196	1'52.007	198,9	14:13'55.698
2	28.237	24.549	29.237	23.538	1'45.561	206,1	14:15'41.259
3	28.091	24.727	29.352	23.144	1'45.314	205,3	14:17'26.573
4	31.952	25.364	29.253	43.465	2'10.034P	205,7	14:19'36.607
5	4'30.827	25.820	29.430	23.052	5'49.129P	208,1	14:25'25.736
6	27.828	24.612	29.274	24.844	1'46.558	203,4	14:27'12.294
7	27.896	24.387	29.050	23.981	1'45.314	208,1	14:28'57.608
8	27.924	24.448	28.834	23.297	1'44.503	208,1	14:30'42.111
9	28.315	25.833	29.170	23.180	1'46.498C	205,7	14:32'28.609
10	27.975	24.494	29.041	23.190	1'44.700	206,5	14:34'13.309
11	27.809	24.251	29.034	23.575	1'44.669C	203,4	14:35'57.978

30°		55 H. DESSOY [1'44.738]					
Lap	Seg.1	Seg.2	Seg.3	Seg.4	Lap Time	km/h	Local Time
		25.510	29.712	23.544		208,5	14:12'00.845
1	28.401	24.919	29.207	23.278	1'45.805	207,3	14:13'46.650
2	28.077	24.682	29.234	23.299	1'45.292	204,9	14:15'31.942
3	27.953	24.543	29.077	23.165	1'44.738	206,9	14:17'16.680
4	28.054	24.556			2'03.466P	203,4	14:19'20.146
5	4'46.137	27.112	29.674	23.306	6'06.229P	206,9	14:25'26.375
6	27.943	24.545	29.110	23.628	1'45.226	206,1	14:27'11.601
7	32.962	25.392	32.442	37.855	2'08.651P	200,0	14:29'20.252
8	1'53.397	24.929	29.508	23.627	3'11.461CP	204,9	14:32'31.713
9	27.973	24.463	29.125	23.213	1'44.774	205,7	14:34'16.487
10	27.876	24.351	29.344	23.177	1'44.748	206,1	14:36'01.235

27°		92 G. CAZARD [1'44.552]					
Lap	Seg.1	Seg.2	Seg.3	Seg.4	Lap Time	km/h	Local Time
							14:11'43.565
1	48.478	25.731	32.461	26.014	2'12.684P	202,6	14:13'56.249
2	28.526	25.060	29.602	24.433	1'47.621	204,5	14:15'43.870
3	28.152	24.896	29.300	23.580	1'45.928	206,1	14:17'29.798
4	28.296	24.442	29.324	23.329	1'45.391	205,3	14:19'15.189
5	28.364	24.676	29.607	23.506	1'46.153	203,4	14:21'01.342
6	28.125	24.817	32.868	47.278	2'13.088P	196,0	14:23'14.430
7	50.976	24.987	29.583	23.515	2'09.061P	205,7	14:25'23.491
8	28.022	24.395	28.927	23.208	1'44.552	208,5	14:27'08.043
9	28.047	24.530	29.259	28.357	1'50.193	206,1	14:28'58.236
10	30.677	25.009	29.915	24.628	1'50.229	203,8	14:30'48.465
11	28.134	24.666	29.556	23.777	1'46.133C	207,3	14:32'34.598
12	30.948	24.663	30.043	24.962	1'50.616C	205,3	14:34'25.214
13	28.113	24.531	29.696	23.404	1'45.744	203,8	14:36'10.958

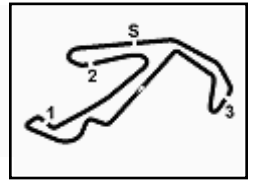
31°		93 A. AGASKA [1'44.873]					
Lap	Seg.1	Seg.2	Seg.3	Seg.4	Lap Time	km/h	Local Time
		25.247	30.574	27.327		211,8	14:12'06.941
1	28.877	25.045	30.927	24.163	1'49.012	208,5	14:13'55.953
2	28.198	24.895	29.324	23.407	1'45.824	206,5	14:15'41.777
3	28.164	24.659	29.126	23.375	1'45.324C	208,9	14:17'27.101
4	28.173	24.453	29.590	23.282	1'45.498	198,5	14:19'12.599
5	32.736	24.565	29.358	40.242	2'06.901CP	204,9	14:21'19.500
6	2'39.521	32.112	32.244	23.201	4'07.078P	205,3	14:25'26.578
7	28.119	24.365	29.035	23.354	1'44.873	208,1	14:27'11.451
8	28.098	24.512	29.473	23.213	1'45.296	203,4	14:28'56.747
9	28.094	24.550	29.085	23.190	1'44.919	206,1	14:30'41.666
10	28.317	24.411	29.187	23.649	1'45.564C	205,7	14:32'27.230
11	28.227	24.324	29.123	23.427	1'45.101	212,6	14:34'12.331
12	28.255	24.527	29.513	23.677	1'45.972	203,0	14:35'58.303

28°		40 J. CORREA [1'44.622]					
Lap	Seg.1	Seg.2	Seg.3	Seg.4	Lap Time	km/h	Local Time
		25.178	29.778	23.682		201,1	14:12'02.055
1	28.593	24.788	29.373	23.477	1'46.231	204,5	14:13'48.286
2	28.335	24.734	29.407	23.262	1'45.738	204,2	14:15'34.024
3	29.493	24.986			1'54.275	204,2	14:17'28.299
4	28.293	24.543	29.274	23.271	1'45.381	210,1	14:19'13.680
5	29.109	24.761	29.392	37.784	2'01.046P	204,9	14:21'14.726
6	2'37.689	24.901	30.431	26.249	3'59.270P	201,1	14:25'13.996
7	28.297	24.621	29.302	23.236	1'45.456	203,0	14:26'59.452
8	28.343	28.371	29.308	23.280	1'49.302	206,1	14:28'48.754
9	28.255	24.524	28.939	23.041	1'44.759C	210,1	14:30'33.513
10	28.854	24.446	28.992	23.146	1'45.438	207,3	14:32'18.951
11	28.121	24.655	32.842	24.047	1'49.665	202,2	14:34'08.616
12	28.094	24.450	28.994	23.084	1'44.622	207,7	14:35'53.238

32°		21 T. SOVICKA [1'46.019]					
Lap	Seg.1	Seg.2	Seg.3	Seg.4	Lap Time	km/h	Local Time
							14:09'52.150
1	51.911	25.512	30.416	24.305	2'12.144P	206,1	14:12'04.294
2	28.504	25.346	30.236	24.168	1'48.254	198,9	14:13'52.548
3	28.728	25.206	29.528	23.937	1'47.399	202,2	14:15'39.947
4	28.475	24.946	29.372	23.616	1'46.409C	202,6	14:17'26.356
5	28.452	25.205	30.011	23.550	1'47.218	200,7	14:19'13.574
6	28.168	25.028	29.690	25.955	1'48.841	199,3	14:21'02.415
7	28.204	24.993	29.882	2'45.654	4'08.733P	198,5	14:25'11.148
8	44.358	25.110	29.551	23.527	2'02.546P	200,4	14:27'13.694
9	28.053	24.943	30.461	24.426	1'47.883	198,2	14:29'01.577
10	28.323	25.058	29.429	23.549	1'46.359	204,5	14:30'47.936
11	28.153	24.987	29.914	23.850	1'46.904C	198,9	14:32'34.840
12	31.067	24.915	29.796	23.498	1'49.276C	201,1	14:34'24.116
13	27.967	24.925	29.737	23.390	1'46.019	197,8	14:36'10.135

29°		11 M. SORRENTI [1'44.642]					
Lap	Seg.1	Seg.2	Seg.3	Seg.4	Lap Time	km/h	Local Time
		25.174	29.251	23.256		206,5	14:11'59.598
1	30.301	29.011	33.818	37.786	2'10.916P	201,9	14:14'10.514
2	43.241	24.645	28.971	23.039	1'59.896P	203,4	14:16'10.410
3	27.810	24.603	29.356	23.008	1'44.777	202,2	14:17'55.187
4	27.773	24.576	29.194	23.128	1'44.671	201,9	14:19'39.858
5	27.785	24.610	29.175	23.072	1'44.642	202,2	14:21'24.500
6	27.801	24.494	29.563	23.085	1'44.943C	203,4	14:23'09.443
7	27.801	24.463	29.227	23.364	1'44.855	201,1	14:24'54.298
8	30.385	25.874	30.447	2'18.714	3'45.420CP	198,2	14:28'39.718
9	43.402	24.997	29.568	23.478	2'01.445P	204,5	14:30'41.163
10	27.743	24.570	29.059	23.586	1'44.958C	204,2	14:32'26.121
11	30.802	25.129	29.157	23.266	1'48.354	204,5	14:34'14.475
12	27.998	25.456	29.453	23.357	1'46.264	202,2	14:36'00.739

33°		99 A. ZANCA [1'46.050]					
Lap	Seg.1	Seg.2	Seg.3	Seg.4	Lap Time	km/h	Local Time
							14:09'57.118
1	48.415	25.822	30.295	27.847	2'12.379P	202,6	14:12'09.497
2	29.494	24.913	29.395	25.610	1'49.412	204,5	14:13'58.909
3	28.527	24.769	29.276	23.899	1'46.471	203,8	14:15'45.380
4	28.920	24.908	30.768	23.451	1'48.047	201,1	14:17'33.427
5	28.232	24.817	29.514	23.542	1'46.105	200,7	14:19'19.532
6	29.367	25.495	30.144	43.286	2'08.292P	197,1	14:21'27.824
7	4'28.270	25.336	29.626	23.807	5'47.039P	200,4	14:27'14.863
8	28.265	25.116	29.631	23.526	1'46.538	200,4	14:29'01.401
9	28.283	24.964	29.230	23.573	1'46.050	204,5	14:30'47.451
10	30.040	25.008	29.597	23.657	1'48.302C	201,5	14:32'35.753
11	28.679	25.519	29.375	23.540	1'47.113	202,6	14:34'22.866
12	29.872	25.535	30.456	24.194	1'50.057	200,7	14:36'12.923



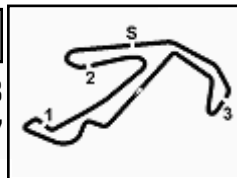
**Pirelli Emilia-Romagna Round, 12-14 June 2026
Chronological Analysis Tissot Superpole**

34°							
9 C. HARRIS [1'49.211]							
Lap	Seg.1	Seg.2	Seg.3	Seg.4	Lap Time	km/h	Local Time
							14:09'58.110
1	46.466	25.614	30.173	24.434	2'06.687P	203,4	14:12'04.797
2	29.001	25.600	30.880	23.730	1'49.211	204,5	14:13'54.008

12/06/2026 P = Pits In/Out - C = Lap Time Cancelled

These data/results cannot be reproduced, stored and/or transmitted in whole or in part by any manner of electronic, mechanical, photocopying, recording, broadcasting or otherwise now known or herein after developed without the previous express consent by the copyright owner, except for reproduction in daily press and regular printed publications on sale to the public within 60 days of the event related to those data/results and always provided that copyright symbol appears together as follows below.

© DORNA WSBK ORGANIZATION Srl 2026


Pirelli Emilia-Romagna Round, 12-14 June 2026
Best Laps & Speeds

Misano Circuit Sic 58 4.226 m

1 / 2

No.	Rider Bike	Nat	Best Lap		FP		SP												
			LL	SPD	LL	SPD	LL	SPD											
1	38 D. SALVADOR Kawasaki ZX-6R 636	ESP	1'42.280	25 211,4	1'43.142	13 211,4	1'42.280	12 211,4											
2	25 F. BIANCHI Aprilia RS 660 Factory	ITA	1'42.417	18 213,4	1'42.916	12 213,4	1'42.417	6 210,1											
3	91 M. VANNUCCI Aprilia RS 660 Factory	ITA	1'42.660	24 213,0	1'43.127	12 208,1	1'42.660	12 213,0											
4	50 C. THOMPSON Yamaha YZF-R7	AUS	1'42.713	21 211,4	1'43.421	12 211,4	1'42.713	9 208,9											
5	18 B. IERACI Triumph Daytona 660	ITA	1'42.758	24 211,8	1'43.308	13 211,8	1'42.758	11 211,4											
6	6 J. BUIS Suzuki GSX-8R	NED	1'42.779	23 211,4	1'44.103	13 211,4	1'42.779	10 211,4											
7	23 E. BARTOLINI Triumph Daytona 660	ITA	1'42.854	24 213,9	1'43.439	13 213,0	1'42.854	11 213,9											
8	47 A. TORRES Kawasaki ZX-6R 636	ESP	1'42.885	23 212,6	1'43.495	12 211,8	1'42.885	11 212,6											
9	73 F. SEABRIGHT Triumph Daytona 660	GBR	1'42.912	23 213,4	1'43.739	12 213,4	1'42.912	11 210,5											
10	77 J. OSUNA Kawasaki ZX-6R 636	ESP	1'43.157	24 210,9	1'43.638	13 210,9	1'43.157	11 208,9											
11	16 A. FUERTES Kawasaki ZX-6R 636	ESP	1'43.165	23 210,1	1'43.165	12 208,1	1'43.287	11 210,1											
12	34 X. ARTIGAS Kawasaki ZX-6R 636	ESP	1'43.214	22 211,4	1'43.552	10 210,9	1'43.214	12 211,4											
13	7 B. FERNANDEZ Kove 450RR	ESP	1'43.463	25 211,8	1'43.771	12 210,9	1'43.463	13 211,8											
14	89 T. AKSU Honda CBR600RR	AUS	1'43.614	23 209,7	1'45.283	11 209,7	1'43.614	12 208,5											
15	65 F. FLEERACKERS Suzuki GSX-8R	BEL	1'43.666	24 210,5	1'44.013	14 210,1	1'43.666	10 210,5											
16	71 L. VENEMAN Kawasaki ZX-6R 636	NED	1'43.712	23 211,8	1'44.096	11 210,5	1'43.712	12 211,8											
17	43 M. GAGGI Yamaha YZF-R7	ITA	1'43.746	23 213,0	1'44.411	11 209,3	1'43.746	12 213,0											
18	68 K. BEEKMANS Suzuki GSX-8R	NED	1'43.921	23 207,3	1'44.137	13 207,3	1'43.921	10 206,5											
19	98 T. BENETTI Aprilia RS 660 Factory	ITA	1'44.039	24 213,0	1'44.674	13 208,5	1'44.039	11 213,0											
20	39 J. RISUENO Kawasaki ZX-6R 636	ESP	1'44.041	23 211,8	1'44.549	11 209,7	1'44.041	12 211,8											
21	69 A. DI PERSIO Yamaha YZF-R7	ITA	1'44.045	21 210,5	1'44.305	10 210,1	1'44.045	11 210,5											
22	33 G. SANCHEZ Yamaha YZF-R7	ESP	1'44.125	23 211,8	1'44.396	11 211,8	1'44.125	12 210,9											
23	11 M. SORRENTI Aprilia RS 660 Factory	ITA	1'44.196	25 208,5	1'44.196	13 208,5	1'44.642	12 206,5											
24	41 I. PERISTERAS Aprilia RS 660 Factory	GRE	1'44.249	20 209,7	1'44.880	10 209,7	1'44.249	10 208,1											
25	12 H. MAIER Yamaha YZF-R7	BRA	1'44.258	24 208,1	1'44.821	11 207,3	1'44.258	13 208,1											

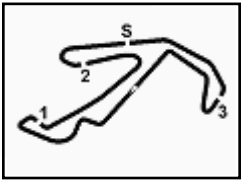
12/06/2026

These data/results cannot be reproduced, stored and/or transmitted in whole or in part by any manner of electronic, mechanical, photocopying, recording, broadcasting or otherwise now known or herein after developed without the previous express consent by the copyright owner, except for reproduction in daily press and regular printed publications on sale to the public within 60 days of the event related to those data/results and always provided that copyright symbol appears together as follows below.

© DORNA WSBK ORGANIZATION Srl 2026

FICR PERUGIA TIMING




Pirelli Emilia-Romagna Round, 12-14 June 2026
Best Laps & Speeds

Misano Circuit Sic 58 4.226 m

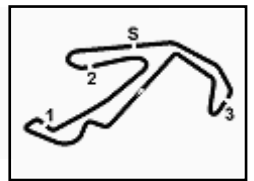
2 / 2

No.	Rider Bike	Nat	Best Lap		FP		SP								
			LL	SPD	LL	SPD	LL	SPD							
26	26 M. GENNAI Yamaha YZF-R7	ITA	1'44.479 17 210,5		1'44.872 10 208,9		1'44.479 7 210,5								
27	27 F. MULYA Yamaha YZF-R7	INA	1'44.503 23 214,3		1'44.668 12 210,1		1'44.503 11 214,3								
28	92 G. CAZARD Yamaha YZF-R7	FRA	1'44.552 25 209,3		1'46.563 12 209,3		1'44.552 13 208,5								
29	40 J. CORREA Kawasaki ZX-6R 636	USA	1'44.622 23 212,2		1'45.540 11 212,2		1'44.622 12 210,1								
30	55 H. DESSOY Triumph Daytona 660	GBR	1'44.738 19 211,8		1'45.268 9 211,8		1'44.738 10 208,5								
31	93 A. AGASKA Yamaha YZF-R7	INA	1'44.873 23 212,6		1'45.195 11 211,4		1'44.873 12 212,6								
32	21 T. SOVICKA Yamaha YZF-R7	CZE	1'45.849 25 208,5		1'45.849 12 208,5		1'46.019 13 206,1								
33	99 A. ZANCA Kove 450RR	ITA	1'46.050 26 205,7		1'46.528 14 205,7		1'46.050 12 204,5								
34	9 C. HARRIS Yamaha YZF-R7	GBR	1'48.749 14 204,5		1'48.749 12 203,0		1'49.211 2 204,5								

12/06/2026

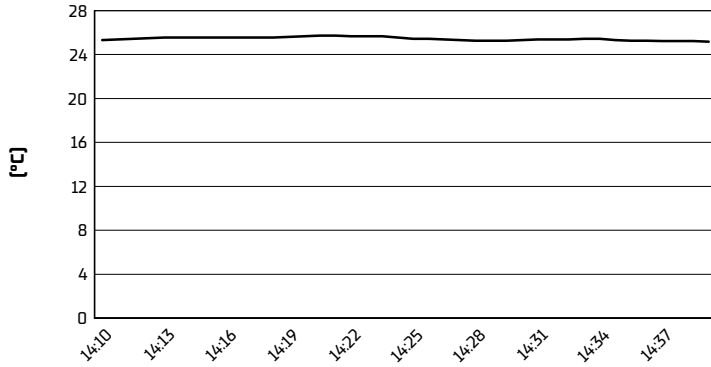
These data/results cannot be reproduced, stored and/or transmitted in whole or in part by any manner of electronic, mechanical, photocopying, recording, broadcasting or otherwise now known or herein after developed without the previous express consent by the copyright owner, except for reproduction in daily press and regular printed publications on sale to the public within 60 days of the event related to those data/results and always provided that copyright symbol appears together as follows below.

© DORNA WSBK ORGANIZATION Srl 2026

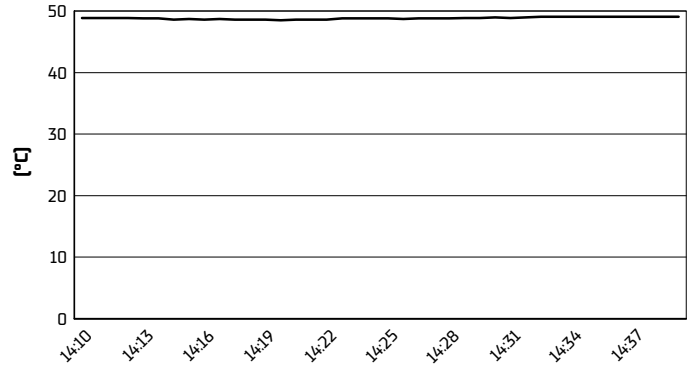


Pirelli Emilia-Romagna Round, 12-14 June 2026
Weather Report Tissot Superpole
Session started 14:10 - Session ended 14:39

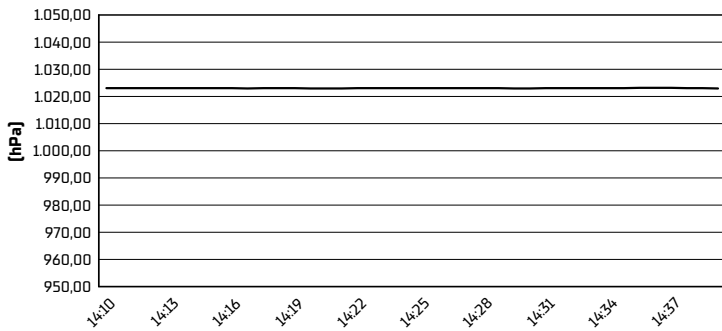
Air Temperature



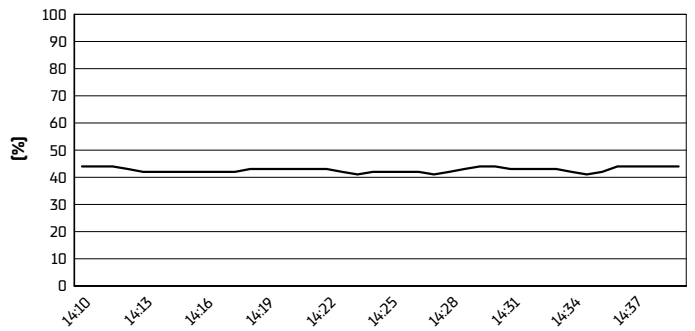
Track Temperature



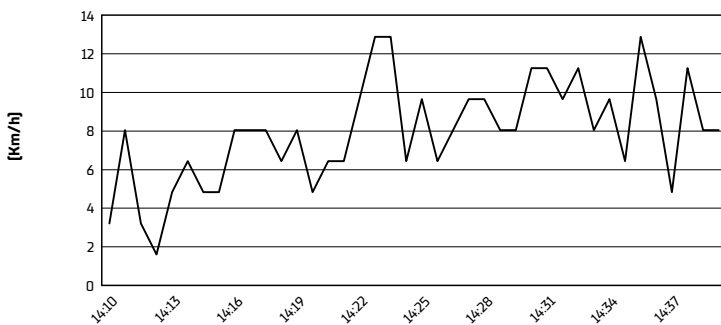
Air Pressure



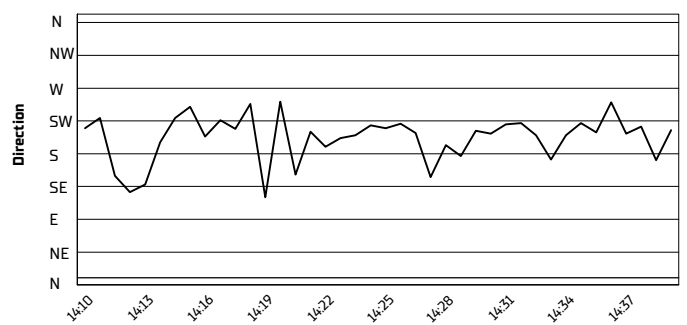
Humidity



Wind Speed



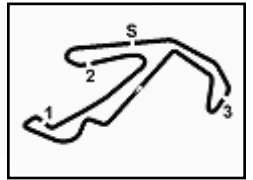
Wind Direction



12/06/2026

These data/results cannot be reproduced, stored and/or transmitted in whole or in part by any manner of electronic, mechanical, photocopying, recording, broadcasting or otherwise now known or herein after developed without the previous express consent by the copyright owner, except for reproduction in daily press and regular printed publications on sale to the public within 60 days of the event related to those data/results and always provided that copyright symbol appears together as follows below.

© DORNA WSBK ORGANIZATION Srl 2026



Pirelli Emilia-Romagna Round, 12-14 June 2026
Tissot Superpole Winners

	2026
01 Portimao	Vannucci [Ita] Apr 1'48.553 (152,3 Km/h)
02 Assen	Veneman [Ned] Kaw 1'42.499 (159,5 Km/h)
03 Most	Salvador [Esp] Kaw 1'39.473 (152,4 Km/h)
04 Aragon	Salvador [Esp] Kaw 1'59.433 (153,0 Km/h)
05 Misano	Salvador [Esp] Kaw 1'42.280 (148,7 Km/h)
06 Magny-Cours	
07 Cremona	
08 Jerez	

2026

- 3** D. Salvador
- 1** L. Veneman
- 1** M. Vannucci

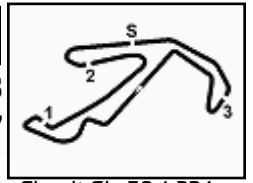
ALL TIMES

- 3** D. Salvador
- 1** M. Vannucci
- 1** L. Veneman

12/06/2026

These data/results cannot be reproduced, stored and/or transmitted in whole or in part by any manner of electronic, mechanical, photocopying, recording, broadcasting or otherwise now known or herein after developed without the previous express consent by the copyright owner, except for reproduction in daily press and regular printed publications on sale to the public within 60 days of the event related to those data/results and always provided that copyright symbol appears together as follows below.

© DORNA WSBK ORGANIZATION Srl 2026



Pirelli Emilia-Romagna Round, 12-14 June 2026
Tissot Superpole Award

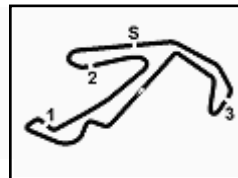
Misano Circuit Sic 58 4.226 m

	Points	Points From First	Points From Previous	March 23 PORTIMAO	April 19 ASSEN	May 17 MOST	May 31 ARAGON	June 14 MISANO	September 9 MAGNY-COURS	September 27 CREMONA	October 18 JEREZ									
1 SALVADOR David (ESP)	48			7	5	12	12	12												
2 VANNUCCI Matteo (ITA)	38	10		12	1	9	9	7												
3 VENEMAN Loris (NED)	26	22	12	4	12	7	3													
4 BUIS Jeffrey (NED)	23	25	3	5	9		5	4												
5 SEABRIGHT Fenton (GBR)	17	31	6	1	3	6	6	1												
6 BEEKMANS Kas (NED)	16	32	1	6	6	4														
7 IERACI Bruno (ITA)	15	33	1	3			7	5												
8 FLEERACKERS Ferre (BEL)	13	35	2	9	4															
9 ARTIGAS Xavi (ESP)	11	37	2		7	3	1													
10 THOMPSON Carter (AUS)	11	37	0			1	4	6												
11 BIANCHI Filippo (ITA)	9	39	2					9												
12 TORRES Antonio (ESP)	7	41	2			5		2												
13 BARTOLINI Elia (ITA)	5	43	2				2	3												
14 DESSOY Harrison (GBR)	2	46	3			2														
15 GAGGI Marco (ITA)	2	46	0		2															
16 PONCET Diego (FRA)	2	46	0	2																

12/06/2026 Odd points columns: Tissot Superpole Even points columns: Tissot Superpole Race

These data/results cannot be reproduced, stored and/or transmitted in whole or in part by any manner of electronic, mechanical, photocopying, recording, broadcasting or otherwise now known or herein after developed without the previous express consent by the copyright owner, except for reproduction in daily press and regular printed publications on sale to the public within 60 days of the event related to those data/results and always provided that copyright symbol appears together as follows below.

© DORNA WSBK ORGANIZATION Srl 2026



Pirelli Emilia-Romagna Round, 12-14 June 2026

Provisional Starting Grid - Race 1 [12 Laps x 4,226 km = 50,712 km]

Misano Circuit Sic 58 4.226 m

1	1	38 SALVADOR D. Kawasaki 1'42.280	2	25 BIANCHI F. Aprilia 1'42.417	3	91 VANNUCCI M. Aprilia 1'42.660
2	4	50 THOMPSON C. Yamaha 1'42.713	5	18 IERACI B. Triumph 1'42.758	6	6 BUIS J. Suzuki 1'42.779
3	7	23 BARTOLINI E. Triumph 1'42.854	8	47 TORRES A. Kawasaki 1'42.885	9	73 SEABRIGHT F. Triumph 1'42.912
4	10	77 OSUNA J. Kawasaki 1'43.157	11	34 ARTIGAS X. Kawasaki 1'43.214	12	16 FUERTES A. Kawasaki 1'43.287
5	13	7 FERNANDEZ B. Kove 1'43.463	14	89 AKSU T. Honda 1'43.614	15	65 FLEERACKERS F. Suzuki 1'43.666
6	16	71 VENEMAN L. Kawasaki 1'43.712	17	43 GAGGI M. Yamaha 1'43.746	18 *	68 BEEKMANS K. Suzuki 1'43.921
7	19	98 BENETTI T. Aprilia 1'44.039	20	39 RISUENO J. Kawasaki 1'44.041	21	69 DI PERSIO A. Yamaha 1'44.045
8	22	33 SANCHEZ G. Yamaha 1'44.125	23	41 PERISTERAS I. Aprilia 1'44.249	24	12 MAIER H. Yamaha 1'44.258
9	25	26 GENNAI M. Yamaha 1'44.479	26	27 MULYA F. Yamaha 1'44.503	27	92 CAZARD G. Yamaha 1'44.552
10	28	40 CORREA J. Kawasaki 1'44.622	29	11 SORRENTI M. Aprilia 1'44.642	30	55 DESSOY H. Triumph 1'44.738
11	31	93 AGASKA A. Yamaha 1'44.873	32	21 SOVICKA T. Yamaha 1'46.019	33 *	99 ZANCA A. Kove 1'46.050

N.68 [Beekmans K.] has been penalized with a 2X Long Lap Penalty - Irresponsible riding - Aragon Race 2
N.99 [Zanca A.] has been demoted by 3 grid position - Slow sectors

12/06/2026 The Race Director: **Stefano Carola**

* = Penalized

These data/results cannot be reproduced, stored and/or transmitted in whole or in part by any manner of electronic, mechanical, photocopying, recording, broadcasting or otherwise now known or herein after developed without the previous express consent by the copyright owner, except for reproduction in daily press and regular printed publications on sale to the public within 60 days of the event related to those data/results and always provided that copyright symbol appears together as follows below. © DORNA WSBK ORGANIZATION Srl 2026