

Pirelli Emilia-Romagna Round, 12-14 June 2026
Results Race 2

Laps 18 = 76,068 Km - Time of Race 29'29.899 - Avg. 154,723 km/h

Pos	Grid	No. Rider	Nat	Team	Bike	Class	LL	Gap	Rel.	Fastest Lap	Speed	Qualifying	Speed
1	2	75 A. ARENAS	ESP	AS BLU CRU Racing Team	Yamaha YZF-R9		18			1'37.563	241,6	1'36.855	237,9
2	3	69 T. BOOTH-AMOS	GBR	PTR Triumph Factory Racing	Triumph Street Triple 765 RS		18	1.976	1.976	1'37.636	245,5	1'37.114	238,9
3	8	57 A. MAHENDRA	INA	AS BLU CRU Racing Team	Yamaha YZF-R9		18	3.160	1.184	1'37.518	243,8	1'37.396	236,3
4	4	5 J. MASIA	ESP	Orelac Racing Verdatura	Ducati Panigale V2		18	5.167	2.007	1'37.819	244,3	1'37.169	244,3
5	19	52 J. ALCOBA	ESP	Kawasaki WorldSSP Team	Kawasaki ZX-6R 636		18	8.513	3.346	1'37.793	246,6	1'37.648	236,3
6	5	40 M. CASADEI	ITA	D34G WorldSSP Racing Team	Ducati Panigale V2		18	8.559	0.046	1'37.850	243,8	1'37.131	238,4
7	10	11 M. FERRARI	ITA	WRP Racing	Ducati Panigale V2		18	8.740	0.181	1'37.843	246,0	1'37.049	240,5
8	12	7 F. FARIOLI	ITA	VFT Racing Yamaha	Yamaha YZF-R9		18	9.745	1.005	1'37.925	243,2	1'37.202	238,9
9	P 1	53 V. DEBISE	FRA	EASTROC ZXMOTO Evan Bros Factory	ZXMOTO 820RR		18	10.000	0.255	1'37.897	244,9	1'36.869	238,9
10	9	61 C. ONCU	TUR	Pata Yamaha Ten Kate Racing	Yamaha YZF-R9		18	10.240	0.240	1'37.773	246,0	1'36.755	235,8
11	13	43 S. JESPERSEN	DEN	EAB Racing Team	Ducati Panigale V2		18	10.750	0.510	1'37.921	243,2	1'37.206	234,3
12	15	37 R. GARCIA	ESP	GMT94 Yamaha	Yamaha YZF-R9		18	10.883	0.133	1'37.785	246,0	1'37.363	240,0
13	18	77 D. AEGERTER	SUI	Kawasaki WorldSSP Team	Kawasaki ZX-6R 636		18	11.369	0.486	1'37.942	245,5	1'37.433	237,9
14	7	16 A. ZACCONE	ITA	Ecosantagata Althea Racing Team	Ducati Panigale V2		18	11.542	0.173	1'38.034	242,2	1'37.104	238,9
15	6	65 P. OETTL	GER	Feel Racing WorldSSP Team	Ducati Panigale V2		18	12.576	1.034	1'37.715	248,8	1'37.022	243,8
16	11	32 O. BAYLISS	AUS	PTR Triumph Factory Racing	Triumph Street Triple 765 RS		18	12.860	0.284	1'37.994	247,1	1'37.119	244,3
17	17	94 L. MAHIAS	FRA	GMT94 Yamaha	Yamaha YZF-R9		18	13.052	0.192	1'38.012	242,7	1'37.426	234,8
18	24	24 M. RAMIREZ	ESP	QJMOTOR Factory Racing	QJMOTOR SRK 800 RS	*	18	18.687	5.635	1'38.557	244,9	1'38.071	236,3
19	16	70 J. WHATLEY	GBR	Orelac Racing Verdatura	Ducati Panigale V2		18	18.760	0.073	1'38.266	245,5	1'37.382	237,9
20	22	3 R. DE ROSA	ITA	QJMOTOR Factory Racing	QJMOTOR SRK 800 RS	*	18	18.959	0.199	1'38.244	246,6	1'37.796	236,3
21	14	64 F. CARICASULO	ITA	EASTROC ZXMOTO Evan Bros Factory	ZXMOTO 820RR		18	19.443	0.484	1'38.404	241,6	1'37.231	237,9
22	30	73 J. CRETARO	ITA	Flembo by Racing Development	MV Agusta F3 800 RR		18	21.427	1.984	1'38.602	244,3	1'38.641	238,4
23	27	10 L. TACCINI	ITA	Ecosantagata Althea Racing Team	Ducati Panigale V2		18	22.831	1.404	1'38.591	243,8	1'38.432	238,4
24	23	6 C. PEROLARI	FRA	Honda Racing World Supersport	Honda CBR600RR	*	18	22.888	0.057	1'38.410	242,7	1'37.879	238,9
25	25	50 O. VOSTATEK	CZE	Compos Racing Team	Triumph Street Triple 765 RS		18	22.931	0.043	1'38.377	246,0	1'38.180	238,4
26	29	88 A. GIOMBINI	ITA	Motozoo by Madforce Dubai	MV Agusta F3 800 RR		18	23.115	0.184	1'38.440	246,6	1'38.505	240,5
27	26	91 B. JIMENEZ	ESP	WRP Racing	Ducati Panigale V2		18	27.078	3.963	1'38.473	246,6	1'38.414	243,8
28	31	31 Y. OKAMOTO	JPN	Pata Yamaha Ten Kate Racing	Yamaha YZF-R9		18	31.035	3.957	1'39.188	242,2	1'38.863	233,3
29	32	20 X. CARDELUS	AND	Cerba Yamaha Racing Team	Yamaha YZF-R9		18	39.018	7.983	1'39.008	244,3	1'38.961	233,3
30	28	19 A. KOFLER	AUT	Motorsport Kofler	Yamaha YZF-R9	*	18	41.009	1.991	1'39.391	241,6	1'38.446	234,8
31	34	22 A. CARRASCO	ESP	Honda Racing World Supersport	Honda CBR600RR	*	18	48.975	7.966	1'39.868	240,5	1'39.889	234,8
-----Not Classified-----													
RET	33	25 O. KONIG	CZE	Compos Racing Team	Triumph Street Triple 765 RS		8	10 Laps		1'39.168	241,1	1'39.224	235,3
RET	20	21 K. ZANNONI	ITA	Broncos Racing Team	Ducati Panigale V2		5	13 Laps		1'39.623	241,6	1'37.701	236,8
RET	21	44 H. GARZO	ESP	Renzi Corse	Ducati Panigale V2		1	17 Laps			243,2	1'37.756	239,5

AIR	Humidity:	29%	Temp:	34°C
TRACK	Condition:	Dry	Temp:	52°C

Records	Pole [SP]	2023	N.Bulega	1'36.495	157,662 Km/h
	Race [RC2]	2024	A.Huertas	1'37.114	156,657 Km/h
	All Times [SP]	2023	N.Bulega	1'36.495	157,662 Km/h
Race Fastest Lap		Lap 5	A.Mahendra	1'37.518	156,008 Km/h

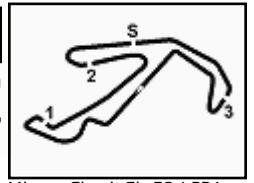
LAP LEADERS				
No. Rider	From	To	Laps	Total
75 A. ARENAS	1	18	18	18

TOTAL LEADER LAPS			
No. Rider	Laps		
75 A. ARENAS	77	57 A. MAHENDRA	2
53 V. DEBISE	68		
61 C. ONCU	46		
5 J. MASIA	22		
37 R. GARCIA	15		
94 L. MAHIAS	5		
65 P. OETTL	3		
16 A. ZACCONE	2		

Start 14/06/2026 15:15 End 15:48 The results are provisional until the end of the time limit for protests and appeals and the completion of the technical checks. Clerk Of The Course: **Raffaele De Fabritiis** Publication Time: **15:53**

These data/results cannot be reproduced, stored and/or transmitted in whole or in part by any manner of electronic, mechanical, photocopying, recording, broadcasting or otherwise now known or herein after developed without the previous express consent by the copyright owner, except for reproduction in daily press and regular printed publications on sale to the public within 60 days of the event related to those data/results and always provided that copyright symbol appears together as follows below.

© DORNA WSBK ORGANIZATION Srl 2026



Pirelli Emilia-Romagna Round, 12-14 June 2026
Results Race 2

* WorldSSP Challenge

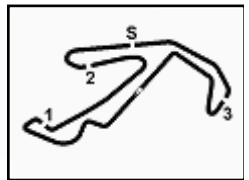
Race Highlights

Time	No. Rider	Description
15.00.00		Sighting Lap Started
15.13.00		Warm Up Lap Started
15.15.40		Start of Session
15.17.45		No Jump Starts
15.18.45	44 H. GARZO	#44 On Asphalt - Rejoined - Turn 13
15.18.57	44 H. GARZO	#44 Technical Problem - Rider is slowing down
15.19.16	61 C. ONCU	#61 Lap Time Cancelled [1'37.911] - Exceeded Track Limits - Turn 11
15.19.28	44 H. GARZO	#44 Entered Pit Lane
15.19.52	11 M. FERRARI	#11 Lap Time Cancelled [1'37.968] - Exceeded Track Limits - Turn 11
15.20.07	44 H. GARZO	#44 Retired
15.20.35	7 F. FARIOLI	#7 Lap Time Cancelled [1'38.693] - Exceeded Track Limits - Turn 11
15.22.14	7 F. FARIOLI	#7 Lap Time Cancelled [1'38.618] - Exceeded Track Limits - Turn 11
15.22.37	65 P. OETTL	#65 Lap Time Cancelled [1'38.367] - Exceeded Track Limits - Turn 11
15.23.12	21 K. ZANNONI	#21 Lap Time Cancelled [1'43.216] - Exceeded Track Limits - Turn 16
15.24.08	21 K. ZANNONI	#21 Entered Pit Lane
15.25.30	7 F. FARIOLI	#7 Lap Time Cancelled [1'38.260] - Exceeded Track Limits - Turn 11
15.25.47	7 F. FARIOLI	#7 Track Limits Warning
15.28.46	11 M. FERRARI	#11 Lap Time Cancelled [1'38.505] - Exceeded Track Limits - Turn 11
15.29.03	25 O. KONIG	#25 Entered Pit Lane
15.29.14	7 F. FARIOLI	#7 Lap Time Cancelled [1'38.416] - Exceeded Track Limits - Turn 11
15.29.37	21 K. ZANNONI	#21 Exited Pit Lane
15.31.11	21 K. ZANNONI	#21 Entered Pit Lane
15.31.35	21 K. ZANNONI	#21 is not allowed to continue the race
15.31.53	25 O. KONIG	#25 Retired
15.32.13	53 V. DEBISE	#53 Lap Time Cancelled [1'38.927] - Exceeded Track Limits - Turn 11
15.34.29	40 M. CASADEI	#40 Lap Time Cancelled [1'38.567] - Exceeded Track Limits - Turn 16
15.35.14		2/3 of Race Distance Completed
15.37.01	32 O. BAYLISS	#32 Lap Time Cancelled [1'38.740] - Exceeded Track Limits - Turn 11
15.37.26	52 J. ALCOBA	#52 Lap Time Cancelled [1'38.523] - Exceeded Track Limits - Turn 11
15.39.08	65 P. OETTL	#65 Course Cutting at Turn 1 Under Investigation
15.40.01		Ducati V2 Pit Lane will open at 16:10
15.40.20	65 P. OETTL	#65 Lap Time Cancelled [1'40.342] - Exceeded Track Limits - Turn 1
15.40.25	65 P. OETTL	#65 Course Cutting at Turn 1 - No Further Action
15.42.24	77 D. AEGERTER	#77 Lap Time Cancelled [1'38.081] - Exceeded Track Limits - Turn 16
15.45.18	53 V. DEBISE	#53 Lap Time Cancelled [1'38.242] - Exceeded Track Limits - Turn 11
15.46.03		Podium Confirmed
15.49.21	53 V. DEBISE	#53 Penalized to Drop 1 Position - Exceeded Track Limits on Final Lap - Turn 11
15.49.28		Results Confirmed
15.49.36		End of Session

Start 14/06/2026 15:15 End 15:48 The results are provisional until the end of the time limit for protests and appeals and the completion of the technical checks. Clerk Of The Course: **Raffaele De Fabritiis** Publication Time: **15:53**

These data/results cannot be reproduced, stored and/or transmitted in whole or in part by any manner of electronic, mechanical, photocopying, recording, broadcasting or otherwise now known or herein after developed without the previous express consent by the copyright owner, except for reproduction in daily press and regular printed publications on sale to the public within 60 days of the event related to those data/results and always provided that copyright symbol appears together as follows below.

© DORNA WSBK ORGANIZATION Srl 2026



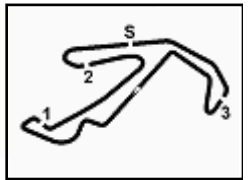
Pirelli Emilia-Romagna Round, 12-14 June 2026
Riders Standings

Misano Circuit Sic 58 4.226 m

Rider	Points	Points From First	Points From Previous	February 22	March 29	April 19	May 3	May 17	May 31	June 14	July 12	September 6	September 27	October 11	October 18			
				PHILLIP ISLAND	PORTIMAO	ASSEN	BALATON	MOST	ARAGON	MISANO	DONINGTON	MAGNY-COURS	CREMONA	ESTORIL	JEREZ			
1 ARENAS Albert (ESP)	251			13 25 4 1 2 2	11 16 2 2	20 20 2 2	20 25 1 1	16 1 1	20 20 1 1	20 25 1 1								
2 DEBISE Valentin (FRA)	195 56				25 25 6 3	13 9 3 4	25 3 3	25 25 3 2	8 8 2 3	25 7 2 2								
3 MASIA Jaume (ESP)	179 72 16			25 6 1 2	20 20 1 1	25 10 1 1	11 13 2 2	11 25 2 3	11 25 3 2	13 3 3								
4 ONCU Can (TUR)	159 92 20			11 11 5 6	8 10 8	6 16 8 6	16 20 5 5	20 20 4 4	4 5 4 4	16 6 4 4								
5 OETTL Philipp (GER)	122 129 37			20 5 2 4	10 10 3 4	9 25 4 3	10 4 4	7 9 5 5	6 10 5 5	1 5 5								
6 BOOTH-AMOS Tom (GBR)	115 136 7			1 19	4 4 20 15	16 13 11 10	9 10 9 8	10 10 10 10	16 9 10 10	13 20 8 6								
7 FERRARI Matteo (ITA)	110 141 5			10 16 6 3	1 5 10	2 3 10 11	11 13 10 10	9 11 8 6	9 16 7 6	9 7 7								
8 ZACCONE Alessandro (ITA)	109 142 1			8 9 8 8	8 6 6 7	8 11 7 7	3 8 11	5 10 9 9	25 3 6 7	11 2 6 8								
9 ALCOBA Jeremy (ESP)	100 151 9			6 7 10 10	6 9 12 9	7 8 9 8	13 9 7 6	3 8 7 6	5 6 8 8	2 11 9 9								
10 MAHENDRA Aldi (INA)	95 156 5			3 20 13 5	1 9 11	1 2 12 12	7 8 12 12	13 12 12	10 11 12 12	4 16 11 10								
11 GARCIA Roberto (ESP)	93 158 2			7 10 9 8	13 11 4 5	6 9	16 11 8	10 10 10 10	13 13 11 9	6 4 9 11								
12 MAHIAS Lucas (FRA)	78 173 15			8 13	16 13 8 6	11 6 5 5	5 6 6 6	11 6 6	2 9 11	12 12								
13 JESPERSEN Simon (DEN)	64 187 14			4 12 15	3 2 17 15	5 5 16 14	8 7 13 13	6 13 14	7 4 13 14	8 5 14 13								
14 BAYLISS Oli (AUS)	62 189 2			16 4 3 7	11 12	13 13	15 16	10 16 14 13	7 9 14 13	13 14								
15 CASADEI Mattia (ITA)	49 202 13				5 21	3 7 22 17	6 5 14 14	2 15 16	1 16 16	10 10 15 15								
16 FARIOLI Filippo (ITA)	41 210 8			1 3 15 15	2 18 20	4 4 18 18	8 7 18 19	3 1 16 15	8 15 15	16 16								
17 AEGERTER Dominique (SUI)	31 220 10				5 20 21	10 1 15 15	4 1 15 15	4 17 17	3 3 17 17	17 17								
18 CARICASULO Federico (ITA)	27 224 4			2 14 17	7 14 15	19 20	1 22 22	4 6 20 18	7 18 19	18 18								
19 WHATLEY Josh (GBR)	26 225 1			5 11 14	1 3 18 15	19 20	2 2 21 20	1 5 20 19	2 5 19 18	19 19								
20 VOSTATEK Ondrej (CZE)	18 233 8			9 7 12	14 15	19 20	3 4 20 17	2 18 20	20 20	20 20								
21 PEROLARI Corentin (FRA)	17 234 1				9 7 14 13	14 15	17 17	1 19 21	21 21	21 21								
22 GIOMBINI Andrea (ITA)	13 238 4			13 10	13 14	17 19	19 20	22 22	22 22	22 22								
23 OKAMOTO Yuki (JPN)	3 248 10							3 23	23 23	23 23								
24 CARDELUS Xavi (AND)	2 249 1			2 17	22 23	23 23	23 23	23 24	24 24	24 24								
25 ZANNONI Kevin (ITA)	1 250 1									1 25 25								

14/06/2026 First Line: Championship Standings - Second Line: Ranking Progression
These data/results cannot be reproduced, stored and/or transmitted in whole or in part by any manner of electronic, mechanical, photocopying, recording, broadcasting or otherwise now known or herein after developed without the previous express consent by the copyright owner, except for reproduction in daily press and regular printed publications on sale to the public within 60 days of the event related to those data/results and always provided that copyright symbol appears together as follows below.
© DORNA WSBK ORGANIZATION Srl 2026





Pirelli Emilia-Romagna Round, 12-14 June 2026
Manufacturers Standings

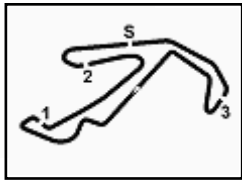
Misano Circuit Sic 58.4226 m

	Points	Points From First	Points From Previous	February 22	March 29	April 19	May 3	May 17	May 31	June 14	July 12	September 6	September 27	October 11	October 18			
				PHILLIP ISLAND	PORTIMAO	ASSEN	BALATON	MOST	ARAGON	MISANO	DONINGTON	MAGNY-COURS	CREMONA	ESTORIL	JEREZ			
1	YAMAHA	280		13 25 3 2	16 16 2 2	20 20 2 2	20 25 2 1	20 20 1 1	20 20 1 1	20 25 1 1								
2	DUCATI	253	27	25 16 1 1	20 20 1 1	25 25 1 1	11 13 1 1	13 11 2 2	25 25 2 2	11 13 2 2								
3	ZXMOTO	197	83 56	2 5 6 6	25 25 3 3	13 9 3 3	25 25 3 3	25 25 3 3	8 8 3 3	25 7 3 3								
4	TRIUMPH	160	120 37	16 4 2 3	4 4 4 4	16 13 4 4	9 10 4 4	10 16 4 4	16 9 4 4	13 20 4 4								
5	KAWASAKI	104	176 56	6 7 4 4	6 9 5 4	10 8 5 5	13 9 5 5	3 8 5 5	5 6 5 5	3 11 5 5								
6	HONDA	17	263 87		9 7 7 6	6 6	6 6	1 6 6 6	6 6	6 6								
7	MV AGUSTA	13	267 4	13 4	6 7	7 7	7 7	7 7	7 7	7 7								

14/06/2026 First Line: Championship Standings - Second Line: Ranking Progression

These data/results cannot be reproduced, stored and/or transmitted in whole or in part by any manner of electronic, mechanical, photocopying, recording, broadcasting or otherwise now known or herein after developed without the previous express consent by the copyright owner, except for reproduction in daily press and regular printed publications on sale to the public within 60 days of the event related to those data/results and always provided that copyright symbol appears together as follows below.

© DORNA WSBK ORGANIZATION Srl 2026



Pirelli Emilia-Romagna Round, 12-14 June 2026
Teams Standings

Misano Circuit Sic 58 4.226 m

	February 22 PHILLIP ISLAND	March 29 PORTIMAO	April 19 ASSEN	May 3 BALATON	May 17 MOST	May 31 ARAGON	June 14 MISANO	July 12 DONINGTON	September 6 MAGNY-COURS	September 27 CREMONA	October 11 ESTORIL	October 18 JEREZ						
1 AS BLU CRU Racing Team	346																	
ARENAS Albert	251	13 25	11 16	20 20	20 25	16	20 20	20 25										
MAHENDRA Aldi	95	3 20		1 2	7 8	13	10 11	4 16										
2 EASTROC ZXMTOTO Evan Bros Factory	222 [-124]																	
DEBISE Valentin	195		25 25	13 9	25	25 25	8 8	25 7										
CARICASULO Federico	27	2	7		1	4 6		7										
3 Orelec Racing Verdnatura	205 [-141]																	
MASIA Jaume	179	25 6	20 20	25 10		11 13		11 25		13								
WHATLEY Josh	26	5	1 3		2 2	1 5		2 5										
4 PTR Triumph Factory Racing	177 [-169]																	
BOOTH-AMOS Tom	115		1 4 4	16 13	9 10		16 9	13 20										
BAYLISS Oli	62	16 4				10 16		7 9										
5 GMT94 Yamaha	171 [-175]																	
GARCIA Roberto	93	7 10	13 11			16		13 13	6 4									
MAHIAS Lucas	78		8 16 13	11 6	5 6	11		2										
6 Pata Yamaha Ten Kate Racing	162 [-184]																	
ONCU Can	159	11 11		8 6 16	16 20	20 20	4 5	16 6										
OKAMOTO Yuki	3						3											
7 Kawasaki WorldSSP Team	131 [-215]																	
ALCOBA Jeremy	100	6 7	6 9	7 8	13 9	3 8	5 6	2 11										
AEGERTER Dominique	31		5	10 1	4 1		4		3 3									
8 Feel Racing WorldSSP Team	122 [-224]																	
OETTL Philipp	122	20 5	10 10	9 25	10		7 9	6 10		1								
9 WRP Racing	110 [-236]																	
FERRARI Matteo	110	10 16		1 2 3	11 13	9 11	9 16		9									
10 Ecosantagata Althea Racing Team	109 [-237]																	
ZACCONI Alessandro	109	8 9	8 6	8 11		3 5 10	25 3	11 2										
11 EAB Racing Team	64 [-282]																	
JESPERSEN Simon	64	4	3 2	5 5	8 7	6	7 4	8 5										
12 D34G WorldSSP Racing Team	49 [-297]																	
CASADEI Mattia	49		5 3 7	6 5		2 1	10 10											
13 VFT Racing Yamaha	41 [-305]																	
FARIOLI Filippo	41	1 3	2	4 4		8 7	3 1		8									
14 Compos Racing Team	18 [-328]																	
VOSTATEK Ondrej	18	9			3 4 2													
15 Honda Racing World Supersport	17 [-329]																	
PEROLARI Corentin	17		9 7				1											
16 Motozoo by Madforce Dubai	13 [-333]																	
GIOMBINI Andrea	13	13																
17 Cerba Yamaha Racing Team	2 [-344]																	
CARDELUS Xavi	2	2																

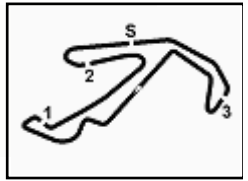
14/06/2026

These data/results cannot be reproduced, stored and/or transmitted in whole or in part by any manner of electronic, mechanical, photocopying, recording, broadcasting or otherwise now known or herein after developed without the previous express consent by the copyright owner, except for reproduction in daily press and regular printed publications on sale to the public within 60 days of the event related to those data/results and always provided that copyright symbol appears together as follows below.

© DORNA WSBK ORGANIZATION Srl 2026

FICR PERUGIA TIMING





Pirelli Emilia-Romagna Round, 12-14 June 2026
Pirelli Best Lap Award

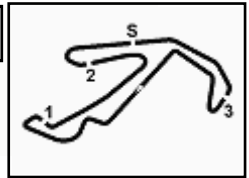
Misano Circuit Sic 58 4.226 m

	Points	Points From First	Points From Previous	February 22 PHILLIP ISLAND	March 29 PORTIMAO	April 19 ASSEN	May 3 BALATON	May 17 MOST	May 31 ARAGON	June 14 MISANO	July 12 DONINGTON	September 6 MAGNY-COURS	September 27 CREMONA	October 11 ESTORIL	October 18 JEREZ			
1 DEBISE Valentin (FRA)	4				1			1	1	1								
2 MASIA Jaume (ESP)	3	1		1			1	1										
3 BOOTH-AMOS Tom (GBR)	2	2	1			1			1									
4 ARENAS Albert (ESP)	2	2	0			1	1											
5 MAHENDRA Aldi (INA)	1	3	1							1								
6 MAHIAS Lucas (FRA)	1	3	0		1													
7 BAYLISS Oli (AUS)	1	3	0	1														

14/06/2026 First Line: Race 1 & 2

These data/results cannot be reproduced, stored and/or transmitted in whole or in part by any manner of electronic, mechanical, photocopying, recording, broadcasting or otherwise now known or herein after developed without the previous express consent by the copyright owner, except for reproduction in daily press and regular printed publications on sale to the public within 60 days of the event related to those data/results and always provided that copyright symbol appears together as follows below.

© DORNA WSBK ORGANIZATION Srl 2026



Pirelli Emilia-Romagna Round, 12-14 June 2026
Best Sectors & Speed Race 2

Misano Circuit Sic 58 4.226 m

RESULTS			
1	75 A. ARENAS	Yamaha YZF-R9	Laps 18
2	69 T. BOOTH-AMOS	Triumph Street Triple 765 RS	1.976
3	57 A. MAHENDRA	Yamaha YZF-R9	3.160
4	5 J. MASIA	Ducati Panigale V2	5.167
5	52 J. ALCOBA	Kawasaki ZX-6R 636	8.513
6	40 M. CASADEI	Ducati Panigale V2	8.559
7	11 M. FERRARI	Ducati Panigale V2	8.740
8	7 F. FARIOLI	Yamaha YZF-R9	9.745
9	53 V. DEBISE	ZXMOTO 820RR	10.000
10	61 C. ONCU	Yamaha YZF-R9	10.240
11	43 S. JESPERSEN	Ducati Panigale V2	10.750
12	37 R. GARCIA	Yamaha YZF-R9	10.883
13	77 D. AEGERTER	Kawasaki ZX-6R 636	11.369
14	16 A. ZACCONE	Ducati Panigale V2	11.542
15	65 P. OETTL	Ducati Panigale V2	12.576
16	32 O. BAYLISS	Triumph Street Triple 765 RS	12.860
17	94 L. MAHIAS	Yamaha YZF-R9	13.052
18	24 M. RAMIREZ	QJMOTOR SRK 800 RS	18.687
19	70 J. WHATLEY	Ducati Panigale V2	18.760
20	3 R. DE ROSA	QJMOTOR SRK 800 RS	18.959
21	64 F. CARICASULO	ZXMOTO 820RR	19.443
22	73 J. CRETARO	MV Agusta F3 800 RR	21.427
23	10 L. TACCINI	Ducati Panigale V2	22.831
24	6 C. PEROLARI	Honda CBR600RR	22.888
25	50 D. VOSTATEK	Triumph Street Triple 765 RS	22.931
26	88 A. GIOMBINI	MV Agusta F3 800 RR	23.115
27	91 B. JIMENEZ	Ducati Panigale V2	27.078
28	31 Y. OKAMOTO	Yamaha YZF-R9	31.035
29	20 X. CARDELUS	Yamaha YZF-R9	39.018
30	19 A. KOFLER	Yamaha YZF-R9	41.009
31	22 A. CARRASCO	Honda CBR600RR	48.975
RET	25 D. KONIG	Triumph Street Triple 765 RS	10 Laps
RET	21 K. ZANNONI	Ducati Panigale V2	13 Laps
RET	44 H. GARZO	Ducati Panigale V2	17 Laps

SPEED			
1	65 P. OETTL	Ducati Panigale V2	248,8
2	32 O. BAYLISS	Triumph Street Triple 765 RS	247,1
3	91 B. JIMENEZ	Ducati Panigale V2	246,6
4	88 A. GIOMBINI	MV Agusta F3 800 RR	246,6
5	3 R. DE ROSA	QJMOTOR SRK 800 RS	246,6
6	52 J. ALCOBA	Kawasaki ZX-6R 636	246,6
7	50 D. VOSTATEK	Triumph Street Triple 765 RS	246,0
8	61 C. ONCU	Yamaha YZF-R9	246,0
9	11 M. FERRARI	Ducati Panigale V2	246,0
10	37 R. GARCIA	Yamaha YZF-R9	246,0
11	69 T. BOOTH-AMOS	Triumph Street Triple 765 RS	245,5
12	70 J. WHATLEY	Ducati Panigale V2	245,5
13	77 D. AEGERTER	Kawasaki ZX-6R 636	245,5
14	53 V. DEBISE	ZXMOTO 820RR	244,9
15	24 M. RAMIREZ	QJMOTOR SRK 800 RS	244,9
16	5 J. MASIA	Ducati Panigale V2	244,3
17	73 J. CRETARO	MV Agusta F3 800 RR	244,3
18	20 X. CARDELUS	Yamaha YZF-R9	244,3
19	40 M. CASADEI	Ducati Panigale V2	243,8
20	10 L. TACCINI	Ducati Panigale V2	243,8
21	57 A. MAHENDRA	Yamaha YZF-R9	243,8
22	44 H. GARZO	Ducati Panigale V2	243,2
23	43 S. JESPERSEN	Ducati Panigale V2	243,2
24	7 F. FARIOLI	Yamaha YZF-R9	243,2
25	6 C. PEROLARI	Honda CBR600RR	242,7
26	94 L. MAHIAS	Yamaha YZF-R9	242,7
27	16 A. ZACCONE	Ducati Panigale V2	242,2
28	31 Y. OKAMOTO	Yamaha YZF-R9	242,2
29	19 A. KOFLER	Yamaha YZF-R9	241,6
30	64 F. CARICASULO	ZXMOTO 820RR	241,6
31	21 K. ZANNONI	Ducati Panigale V2	241,6
32	75 A. ARENAS	Yamaha YZF-R9	241,6
33	25 D. KONIG	Triumph Street Triple 765 RS	241,1
34	22 A. CARRASCO	Honda CBR600RR	240,5

SEG. 1	
1	75 A. ARENAS 26.591
2	57 A. MAHENDRA 26.653
3	37 R. GARCIA 26.709
4	69 T. BOOTH-AMOS 26.739
5	16 A. ZACCONE 26.756
6	40 M. CASADEI 26.764
7	61 C. ONCU 26.767
8	94 L. MAHIAS 26.768
9	70 J. WHATLEY 26.775
10	11 M. FERRARI 26.782
11	32 O. BAYLISS 26.784
12	5 J. MASIA 26.791
13	7 F. FARIOLI 26.795
14	52 J. ALCOBA 26.819
15	43 S. JESPERSEN 26.819
16	53 V. DEBISE 26.830
17	88 A. GIOMBINI 26.837
18	77 D. AEGERTER 26.847
19	65 P. OETTL 26.849
20	3 R. DE ROSA 26.869
21	10 L. TACCINI 26.882
22	64 F. CARICASULO 26.934
23	6 C. PEROLARI 26.941
24	50 D. VOSTATEK 26.987
25	91 B. JIMENEZ 26.995
26	24 M. RAMIREZ 27.000
27	25 D. KONIG 27.046
28	73 J. CRETARO 27.073
29	31 Y. OKAMOTO 27.082
30	20 X. CARDELUS 27.084
31	21 K. ZANNONI 27.112
32	44 H. GARZO 27.298
33	19 A. KOFLER 27.328
34	22 A. CARRASCO 27.389

SEG. 2	
1	40 M. CASADEI 22.426
2	57 A. MAHENDRA 22.438
3	65 P. OETTL 22.449
4	11 M. FERRARI 22.457
5	53 V. DEBISE 22.470
6	52 J. ALCOBA 22.476
7	69 T. BOOTH-AMOS 22.477
8	7 F. FARIOLI 22.483
9	77 D. AEGERTER 22.486
10	5 J. MASIA 22.492
11	43 S. JESPERSEN 22.511
12	75 A. ARENAS 22.515
13	73 J. CRETARO 22.531
14	61 C. ONCU 22.534
15	37 R. GARCIA 22.540
16	94 L. MAHIAS 22.553
17	24 M. RAMIREZ 22.553
18	32 O. BAYLISS 22.568
19	3 R. DE ROSA 22.585
20	88 A. GIOMBINI 22.598
21	64 F. CARICASULO 22.615
22	50 D. VOSTATEK 22.617
23	16 A. ZACCONE 22.624
24	6 C. PEROLARI 22.636
25	91 B. JIMENEZ 22.641
26	10 L. TACCINI 22.678
27	70 J. WHATLEY 22.679
28	19 A. KOFLER 22.770
29	20 X. CARDELUS 22.813
30	44 H. GARZO 22.830
31	31 Y. OKAMOTO 22.861
32	21 K. ZANNONI 22.863
33	25 D. KONIG 22.875
34	22 A. CARRASCO 23.041

SEG. 3	
1	69 T. BOOTH-AMOS 26.442
2	75 A. ARENAS 26.476
3	5 J. MASIA 26.494
4	7 F. FARIOLI 26.519
5	53 V. DEBISE 26.530
6	57 A. MAHENDRA 26.560
7	11 M. FERRARI 26.561
8	37 R. GARCIA 26.563
9	61 C. ONCU 26.571
10	77 D. AEGERTER 26.591
11	65 P. OETTL 26.598
12	52 J. ALCOBA 26.611
13	40 M. CASADEI 26.618
14	32 O. BAYLISS 26.640
15	43 S. JESPERSEN 26.661
16	94 L. MAHIAS 26.674
17	16 A. ZACCONE 26.719
18	10 L. TACCINI 26.729
19	24 M. RAMIREZ 26.742
20	3 R. DE ROSA 26.763
21	6 C. PEROLARI 26.766
22	91 B. JIMENEZ 26.799
23	70 J. WHATLEY 26.804
24	88 A. GIOMBINI 26.819
25	64 F. CARICASULO 26.849
26	25 D. KONIG 26.885
27	31 Y. OKAMOTO 26.888
28	50 D. VOSTATEK 26.890
29	20 X. CARDELUS 26.891
30	73 J. CRETARO 26.916
31	21 K. ZANNONI 27.134
32	19 A. KOFLER 27.168
33	22 A. CARRASCO 27.179
34	44 H. GARZO 27.529

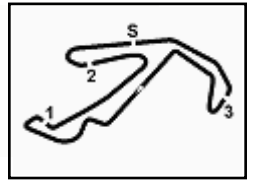
SEG. 4	
1	57 A. MAHENDRA 21.694
2	16 A. ZACCONE 21.717
3	65 P. OETTL 21.745
4	32 O. BAYLISS 21.750
5	5 J. MASIA 21.766
6	43 S. JESPERSEN 21.775
7	40 M. CASADEI 21.800
8	70 J. WHATLEY 21.800
9	50 D. VOSTATEK 21.803
10	37 R. GARCIA 21.808
11	61 C. ONCU 21.817
12	69 T. BOOTH-AMOS 21.822
13	77 D. AEGERTER 21.830
14	3 R. DE ROSA 21.835
15	7 F. FARIOLI 21.836
16	11 M. FERRARI 21.837
17	73 J. CRETARO 21.843
18	75 A. ARENAS 21.845
19	52 J. ALCOBA 21.856
20	64 F. CARICASULO 21.859
21	53 V. DEBISE 21.885
22	24 M. RAMIREZ 21.889
23	94 L. MAHIAS 21.895
24	91 B. JIMENEZ 21.956
25	6 C. PEROLARI 21.982
26	20 X. CARDELUS 22.008
27	31 Y. OKAMOTO 22.010
28	88 A. GIOMBINI 22.022
29	10 L. TACCINI 22.053
30	19 A. KOFLER 22.078
31	25 D. KONIG 22.089
32	21 K. ZANNONI 22.100
33	44 H. GARZO 22.111
34	22 A. CARRASCO 22.259

14/06/2026

These data/results cannot be reproduced, stored and/or transmitted in whole or in part by any manner of electronic, mechanical, photocopying, recording, broadcasting or otherwise now known or herein after developed without the previous express consent by the copyright owner, except for reproduction in daily press and regular printed publications on sale to the public within 60 days of the event related to those data/results and always provided that copyright symbol appears together as follows below.

© DORNA WSBK ORGANIZATION Srl 2026





Pirelli Emilia-Romagna Round, 12-14 June 2026
Lap Chart Race 2

		Lap																	
		1	2	3	4	5	6	7	8	9	10	11	12	13	14	15	16	17	18
1	75	75	75	75	75	75	75	75	75	75	75	75	75	75	75	75	75	75	75
2	57	57	57	57	57	57	57	57	57	69	69	69	69	69	69	69	69	69	69
3	53	53	53	69	69	69	69	69	69	69	57	57	57	57	57	57	57	57	57
4	69	69	69	53	53	61	61	61	61	40	40	5	5	5	5	5	5	5	5
5	5	61	61	5	61	5	5	5	5	40	5	5	61	11	11	40	40	40	52
6	61	5	5	61	5	40	40	40	5	61	61	11	40	40	11	11	52	40	
7	7	11	11	11	40	53	53	53	53	11	11	40	52	52	52	52	11	11	
8	11	40	40	40	11	65	65	65	11	53	53	53	61	7	53	53	53	53	
9	40	7	7	65	65	11	11	11	65	7	7	52	53	53	7	7	7	7	
10	16	65	65	7	7	7	7	7	7	65	52	7	7	61	61	61	61	61	
11	37	16	16	16	16	16	16	16	16	32	65	65	65	77	77	77	43	43	
12	65	64	32	77	32	32	32	32	32	52	32	32	77	65	43	43	37	37	
13	64	32	77	32	77	52	52	52	52	16	43	77	32	43	37	37	77	77	
14	32	77	64	52	52	77	77	77	77	43	77	43	43	37	16	16	16	16	
15	43	43	43	43	43	43	43	43	43	77	37	37	37	16	65	65	65	65	
16	70	52	52	70	70	37	37	37	37	16	16	16	32	32	32	32	32	32	
17	77	70	70	94	37	70	94	94	94	94	94	94	94	94	94	94	94	94	
18	94	94	94	64	94	94	64	64	64	64	64	64	64	64	64	64	64	24	
19	52	37	37	37	64	64	70	70	70	3	3	3	3	3	70	70	70	70	
20	3	3	3	3	3	3	3	3	70	70	70	70	70	3	24	24	24	3	
21	21	6	6	6	6	6	6	6	6	6	6	6	24	24	24	3	3	64	
22	6	21	10	10	10	10	10	10	10	10	24	24	6	6	73	73	73	73	
23	44	10	91	91	91	91	91	91	24	24	10	10	73	73	10	10	10	10	
24	10	91	21	24	24	24	24	24	91	91	73	73	10	10	6	6	6	6	
25	91	24	24	73	73	73	73	73	73	73	50	50	50	50	50	50	50	50	
26	24	73	73	50	50	50	50	50	50	50	91	91	88	88	88	88	88	88	
27	73	31	31	31	88	88	88	88	88	88	88	88	91	91	91	91	91	91	
28	31	50	50	88	31	31	31	31	31	31	31	31	31	31	31	31	31	31	
29	50	88	88	25	25	20	20	20	20	20	20	20	20	20	20	20	20	20	
30	88	25	25	20	20	25	25	19	19	19	19	19	19	19	19	19	19	19	
31	25	20	20	19	19	19	19	22	22	22	22	22	22	22	22	22	22	22	
32	19	19	19	21	22	22	22	25											
33	20	22	22	22	21														
34	22																		

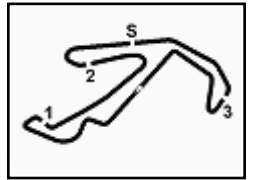
Final Result		
1	75 A. ARENAS	Laps 18
2	69 T. BOOTH-AMOS	1.976
3	57 A. MAHENDRA	3.160
4	5 J. MASIA	5.167
5	52 J. ALCOBA	8.513
6	40 M. CASADEI	8.559
7	11 M. FERRARI	8.740
8	7 F. FARIOLI	9.745
9	53 V. DEBISE [P]	10.000
10	61 C. ONCU	10.240
11	43 S. JESPERSEN	10.750
12	37 R. GARCIA	10.883
13	77 D. AEGERTER	11.369
14	16 A. ZACCONE	11.542
15	65 P. OETTL	12.576
16	32 D. BAYLISS	12.860
17	94 L. MAHIAS	13.052
18	24 M. RAMIREZ	18.687
19	70 J. WHATLEY	18.760
20	3 R. DE ROSA	18.959
21	64 F. CARICASULO	19.443
22	73 J. CRETARO	21.427
23	10 L. TACCINI	22.831
24	6 C. PEROLARI	22.888
25	50 D. VOSTATEK	22.931
26	88 A. GIOMBINI	23.115
27	91 B. JIMENEZ	27.078
28	31 Y. OKAMOTO	31.035
29	20 X. CARDELUS	39.018
30	19 A. KOFLER	41.009
31	22 A. CARRASCO	48.975
RET	25 D. KONIG	10 Laps
RET	21 K. ZANNONI	13 Laps
RET	44 H. GARZO	17 Laps

14/06/2026

These data/results cannot be reproduced, stored and/or transmitted in whole or in part by any manner of electronic, mechanical, photocopying, recording, broadcasting or otherwise now known or herein after developed without the previous express consent by the copyright owner, except for reproduction in daily press and regular printed publications on sale to the public within 60 days of the event related to those data/results and always provided that copyright symbol appears together as follows below.

© DORNA WSBK ORGANIZATION Srl 2026





**Pirelli Emilia-Romagna Round, 12-14 June 2026
Lap Chart Race 2**

2 / 6

Lap 1		
1	75	A.Arenas 1'42.917
2	57	A.Mahendra 0.803
3	53	V.Debise 0.898
4	69	T.Booth-Amos 1.178
5	5	J.Masia 1.279
6	61	C.Oncu 1.435
7	7	F.Farioli 1.700
8	11	M.Ferrari 1.834
9	40	M.Casadei 2.248
10	16	A.Zaccone 2.321
11	37	R.Garcia 2.561
12	65	P.Oettl 2.676
13	64	F.Caricasulo 3.084
14	32	O.Bayliss 3.195
15	43	S.Jespersen 3.304
16	70	J.Whatley 3.608
17	77	D.Aegerter 3.798
18	94	L.Mahias 4.080
19	52	J.Alcoba 4.170
20	3	R.De Rosa 4.460
21	21	K.Zannoni 4.826
22	6	C.Perolari 4.860
23	44	H.Garzo 5.124
24	10	L.Taccini 5.317
25	91	B.Jimenez 5.529
26	24	M.Ramirez 5.969
27	73	J.Cretaro 6.173
28	31	Y.Okamoto 6.424
29	50	O.Vostatek 6.545
30	88	A.Giombini 6.757
31	25	O.Konig 7.053
32	19	A.Kofler 7.442
33	20	X.Cardelus 7.518
34	22	A.Carrasco 7.839

Lap 2		
1	75	A.Arenas 3'20.822
2	57	A.Mahendra 0.693
3	53	V.Debise 1.003
4	69	T.Booth-Amos 1.123
5	61	C.Oncu 1.441
6	5	J.Masia 1.605
7	11	M.Ferrari 1.897
8	40	M.Casadei 2.193
9	7	F.Farioli 2.488
10	65	P.Oettl 2.738
11	16	A.Zaccone 3.242
12	64	F.Caricasulo 3.851
13	32	O.Bayliss 4.037
14	77	D.Aegerter 4.497
15	43	S.Jespersen 4.580
16	52	J.Alcoba 5.119
17	70	J.Whatley 5.200
18	94	L.Mahias 5.666
19	37	R.Garcia 6.027
20	3	R.De Rosa 6.173
21	6	C.Perolari 6.297
22	21	K.Zannoni 6.544
23	10	L.Taccini 6.941
24	91	B.Jimenez 7.101
25	24	M.Ramirez 7.360
26	73	J.Cretaro 7.606
27	31	Y.Okamoto 7.957
28	50	O.Vostatek 8.077
29	88	A.Giombini 8.391
30	25	O.Konig 8.989
31	20	X.Cardelus 9.055
32	19	A.Kofler 10.101
33	22	A.Carrasco 10.370

Lap 3		
1	75	A.Arenas 4'58.562

2	57	A.Mahendra 0.551
3	53	V.Debise 1.160
4	69	T.Booth-Amos 1.333
5	61	C.Oncu 1.474
6	5	J.Masia 1.684
7	11	M.Ferrari 2.000
8	40	M.Casadei 2.348
9	7	F.Farioli 2.673
10	65	P.Oettl 2.713
11	16	A.Zaccone 3.536
12	32	O.Bayliss 4.817
13	77	D.Aegerter 5.062
14	64	F.Caricasulo 5.297
15	43	S.Jespersen 5.360
16	52	J.Alcoba 5.593
17	70	J.Whatley 5.876
18	94	L.Mahias 6.304
19	37	R.Garcia 6.393
20	3	R.De Rosa 6.953
21	6	C.Perolari 7.465
22	10	L.Taccini 8.127
23	91	B.Jimenez 8.465
24	21	K.Zannoni 8.674
25	24	M.Ramirez 8.739
26	73	J.Cretaro 9.058
27	31	Y.Okamoto 9.634
28	50	O.Vostatek 9.733
29	88	A.Giombini 9.981
30	25	O.Konig 10.682
31	20	X.Cardelus 10.764
32	19	A.Kofler 11.999
33	22	A.Carrasco 12.498

Lap 4		
1	75	A.Arenas 6'36.265
2	57	A.Mahendra 0.498
3	69	T.Booth-Amos 2.080
4	53	V.Debise 2.606
5	5	J.Masia 2.629
6	61	C.Oncu 2.742
7	11	M.Ferrari 2.896
8	40	M.Casadei 3.091
9	65	P.Oettl 3.377
10	7	F.Farioli 3.588
11	16	A.Zaccone 3.918
12	77	D.Aegerter 5.720
13	32	O.Bayliss 5.799
14	52	J.Alcoba 6.593
15	43	S.Jespersen 6.853
16	70	J.Whatley 7.126
17	94	L.Mahias 7.261
18	64	F.Caricasulo 7.421
19	37	R.Garcia 7.510
20	3	R.De Rosa 7.752
21	6	C.Perolari 8.561
22	10	L.Taccini 9.102
23	91	B.Jimenez 9.410
24	24	M.Ramirez 9.753
25	73	J.Cretaro 10.202
26	50	O.Vostatek 10.677
27	31	Y.Okamoto 11.337
28	88	A.Giombini 11.664
29	25	O.Konig 12.278
30	20	X.Cardelus 12.361
31	19	A.Kofler 14.187
32	21	K.Zannoni 14.187
33	22	A.Carrasco 15.042

Lap 5		
1	75	A.Arenas 8'14.011
2	57	A.Mahendra 0.270
3	69	T.Booth-Amos 1.970
4	53	V.Debise 3.123

5	61	C.Oncu 3.213
6	5	J.Masia 3.473
7	40	M.Casadei 3.726
8	11	M.Ferrari 3.947
9	65	P.Oettl 3.981
10	7	F.Farioli 4.384
11	16	A.Zaccone 4.762
12	32	O.Bayliss 6.411
13	77	D.Aegerter 6.722
14	52	J.Alcoba 6.863
15	43	S.Jespersen 7.335
16	70	J.Whatley 7.856
17	37	R.Garcia 7.908
18	94	L.Mahias 8.328
19	64	F.Caricasulo 8.635
20	3	R.De Rosa 8.839
21	6	C.Perolari 9.348
22	10	L.Taccini 10.142
23	91	B.Jimenez 10.514
24	24	M.Ramirez 10.786
25	73	J.Cretaro 11.093
26	50	O.Vostatek 11.308
27	88	A.Giombini 12.863
28	31	Y.Okamoto 13.154
29	25	O.Konig 13.936
30	20	X.Cardelus 13.994
31	19	A.Kofler 15.832
32	22	A.Carrasco 17.624
33	21	K.Zannoni

Lap 6		
1	75	A.Arenas 9'51.574
2	57	A.Mahendra 0.390
3	69	T.Booth-Amos 2.124
4	61	C.Oncu 3.943
5	5	J.Masia 4.103
6	40	M.Casadei 4.203
7	53	V.Debise 4.499
8	65	P.Oettl 4.569
9	11	M.Ferrari 4.871
10	7	F.Farioli 5.081
11	16	A.Zaccone 5.686
12	32	O.Bayliss 7.140
13	52	J.Alcoba 7.701
14	77	D.Aegerter 7.935
15	43	S.Jespersen 8.188
16	37	R.Garcia 8.588
17	70	J.Whatley 9.279
18	94	L.Mahias 9.427
19	64	F.Caricasulo 9.794
20	3	R.De Rosa 10.064
21	6	C.Perolari 10.559
22	10	L.Taccini 11.174
23	91	B.Jimenez 11.424
24	24	M.Ramirez 11.780
25	73	J.Cretaro 12.132
26	50	O.Vostatek 12.364
27	88	A.Giombini 13.740
28	31	Y.Okamoto 14.812
29	20	X.Cardelus 15.439
30	25	O.Konig 15.878
31	19	A.Kofler 18.415
32	22	A.Carrasco 20.371

Lap 7		
1	75	A.Arenas 11'29.325
2	57	A.Mahendra 1.391
3	69	T.Booth-Amos 2.290
4	61	C.Oncu 4.609
5	5	J.Masia 4.728
6	40	M.Casadei 4.863
7	53	V.Debise 5.117
8	65	P.Oettl 5.260

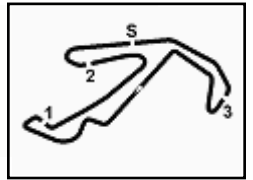
Lap 8		
1	75	A.Arenas 13'07.216
2	57	A.Mahendra 1.950
3	69	T.Booth-Amos 2.326
4	61	C.Oncu 5.377
5	5	J.Masia 5.427
6	40	M.Casadei 5.641
7	53	V.Debise 5.802
8	65	P.Oettl 5.858
9	11	M.Ferrari 6.151
10	7	F.Farioli 6.367
11	16	A.Zaccone 6.437
12	32	O.Bayliss 7.708
13	52	J.Alcoba 8.023
14	77	D.Aegerter 8.225
15	43	S.Jespersen 8.470
16	37	R.Garcia 8.933
17	94	L.Mahias 10.968
18	64	F.Caricasulo 11.670
19	70	J.Whatley 11.902
20	3	R.De Rosa 12.287
21	6	C.Perolari 12.885
22	10	L.Taccini 13.451
23	91	B.Jimenez 13.553
24	24	M.Ramirez 13.711
25	73	J.Cretaro 14.108
26	50	O.Vostatek 14.259
27	88	A.Giombini 15.582
28	31	Y.Okamoto 17.738
29	20	X.Cardelus 18.151
30	19	A.Kofler 22.805
31	22	A.Carrasco 25.668
32	25	O.Konig 36.068

Lap 9		
1	75	A.Arenas 14'45.226
2	57	A.Mahendra 2.362
3	69	T.Booth-Amos 2.564
4	61	C.Oncu 6.134
5	40	M.Casadei 6.304
6	5	J.Masia 6.492
7	53	V.Debise 6.763
8	11	M.Ferrari 6.882
9	65	P.Oettl 6.925
10	7	F.Farioli 7.236
11	16	A.Zaccone 7.425
12	32	O.Bayliss 7.919
13	52	J.Alcoba 8.254

14/06/2026

These data/results cannot be reproduced, stored and/or transmitted in whole or in part by any manner of electronic, mechanical, photocopying, recording, broadcasting or otherwise now known or herein after developed without the previous express consent by the copyright owner, except for reproduction in daily press and regular printed publications on sale to the public within 60 days of the event related to those data/results and always provided that copyright symbol appears together as follows below.

© DORNA WSBK ORGANIZATION Srl 2026



Pirelli Emilia-Romagna Round, 12-14 June 2026
Lap Chart Race 2

Misano Circuit Sic 58 4.226 m

3 / 6

14	77	D.Aegerter	8.443
15	43	S.Jespersen	8.612
16	37	R.Garcia	8.882
17	94	L.Mahias	11.088
18	64	F.Caricasulo	12.064
19	70	J.Whatley	12.158
20	3	R.De Rosa	12.521
21	6	C.Perolari	13.285
22	10	L.Taccini	14.032
23	24	M.Ramirez	14.396
24	91	B.Jimenez	14.831
25	73	J.Cretaro	14.974
26	50	Q.Vostatek	15.093
27	88	A.Giombini	16.268
28	31	Y.Okamoto	18.988
29	20	X.Cardelus	19.400
30	19	A.Kofler	24.852
31	22	A.Carrasco	27.999

21	6	C.Perolari	15.372
22	24	M.Ramirez	16.358
23	10	L.Taccini	16.645
24	73	J.Cretaro	16.865
25	50	Q.Vostatek	17.315
26	91	B.Jimenez	18.047
27	88	A.Giombini	18.181
28	31	Y.Okamoto	21.935
29	20	X.Cardelus	22.895
30	19	A.Kofler	29.054
31	22	A.Carrasco	33.067

Lap 12			
1	75	A.Arenas	19'39.115
2	69	T.Booth-Amos	3.391
3	57	A.Mahendra	3.534
4	5	J.Masia	7.724
5	61	C.Oncu	8.609
6	11	M.Ferrari	8.717
7	40	M.Casadei	8.905
8	53	V.Debise	9.110
9	52	J.Alcoba	9.338
10	7	F.Farioli	9.594
11	65	P.Dettl	9.662
12	32	O.Bayliss	10.111
13	77	D.Aegerter	10.456
14	43	S.Jespersen	10.587
15	37	R.Garcia	10.862
16	16	A.Zaccane	11.178
17	94	L.Mahias	11.984
18	64	F.Caricasulo	15.647
19	3	R.De Rosa	15.974
20	70	J.Whatley	16.046
21	6	C.Perolari	16.578
22	24	M.Ramirez	16.858
23	10	L.Taccini	17.579
24	73	J.Cretaro	17.658
25	50	Q.Vostatek	17.988
26	91	B.Jimenez	19.054
27	88	A.Giombini	19.196
28	31	Y.Okamoto	23.184
29	20	X.Cardelus	24.721
30	19	A.Kofler	30.930
31	22	A.Carrasco	35.773

Lap 13			
1	75	A.Arenas	21'17.495
2	69	T.Booth-Amos	3.211
3	57	A.Mahendra	3.386
4	5	J.Masia	7.164
5	11	M.Ferrari	8.771
6	40	M.Casadei	8.905
7	52	J.Alcoba	9.481
8	61	C.Oncu	9.723
9	53	V.Debise	9.910
10	7	F.Farioli	9.977
11	65	P.Dettl	10.112
12	77	D.Aegerter	10.432
13	32	O.Bayliss	10.471
14	43	S.Jespersen	10.612
15	37	R.Garcia	10.895
16	16	A.Zaccane	11.329
17	94	L.Mahias	11.961
18	64	F.Caricasulo	16.085
19	3	R.De Rosa	16.221
20	70	J.Whatley	16.434
21	24	M.Ramirez	17.114
22	6	C.Perolari	17.703
23	73	J.Cretaro	18.314
24	10	L.Taccini	18.704
25	50	Q.Vostatek	18.847
26	88	A.Giombini	19.955
27	91	B.Jimenez	20.542

28	31	Y.Okamoto	24.397
29	20	X.Cardelus	26.530
30	19	A.Kofler	32.702
31	22	A.Carrasco	37.992

Lap 14			
1	75	A.Arenas	22'55.545
2	69	T.Booth-Amos	3.270
3	57	A.Mahendra	3.601
4	5	J.Masia	7.025
5	11	M.Ferrari	8.872
6	40	M.Casadei	9.076
7	52	J.Alcoba	9.224
8	7	F.Farioli	10.383
9	53	V.Debise	10.403
10	61	C.Oncu	10.576
11	77	D.Aegerter	10.920
12	65	P.Dettl	10.963
13	43	S.Jespersen	11.261
14	37	R.Garcia	11.598
15	16	A.Zaccane	11.854
16	32	O.Bayliss	12.521
17	94	L.Mahias	12.790
18	64	F.Caricasulo	16.674
19	3	R.De Rosa	16.889
20	70	J.Whatley	16.979
21	24	M.Ramirez	17.690
22	6	C.Perolari	19.156
23	73	J.Cretaro	19.233
24	10	L.Taccini	19.658
25	50	Q.Vostatek	19.750
26	88	A.Giombini	20.701
27	91	B.Jimenez	21.942
28	31	Y.Okamoto	26.466
29	20	X.Cardelus	29.266
30	19	A.Kofler	34.927
31	22	A.Carrasco	40.711

Lap 15			
1	75	A.Arenas	24'33.880
2	69	T.Booth-Amos	3.530
3	57	A.Mahendra	3.626
4	5	J.Masia	6.863
5	40	M.Casadei	9.271
6	11	M.Ferrari	9.385
7	52	J.Alcoba	9.580
8	53	V.Debise	10.777
9	7	F.Farioli	10.885
10	61	C.Oncu	10.995
11	77	D.Aegerter	11.598
12	43	S.Jespersen	11.686
13	37	R.Garcia	11.916
14	16	A.Zaccane	12.641
15	65	P.Dettl	12.970
16	32	O.Bayliss	13.058
17	94	L.Mahias	13.570
18	64	F.Caricasulo	17.722
19	70	J.Whatley	17.835
20	3	R.De Rosa	18.023
21	24	M.Ramirez	18.164
22	73	J.Cretaro	20.499
23	10	L.Taccini	20.890
24	6	C.Perolari	21.312
25	50	Q.Vostatek	21.414
26	88	A.Giombini	21.580
27	91	B.Jimenez	23.147
28	31	Y.Okamoto	28.186
29	20	X.Cardelus	32.023
30	19	A.Kofler	37.003
31	22	A.Carrasco	43.033

Lap 16			
1	75	A.Arenas	26'12.156

2	69	T.Booth-Amos	3.394
3	57	A.Mahendra	3.566
4	5	J.Masia	6.684
5	40	M.Casadei	9.144
6	11	M.Ferrari	9.217
7	52	J.Alcoba	9.355
8	53	V.Debise	10.651
9	7	F.Farioli	10.924
10	61	C.Oncu	11.106
11	77	D.Aegerter	11.403
12	43	S.Jespersen	11.517
13	37	R.Garcia	11.803
14	16	A.Zaccane	12.632
15	65	P.Dettl	13.052
16	32	O.Bayliss	13.308
17	94	L.Mahias	13.776
18	64	F.Caricasulo	18.527
19	70	J.Whatley	18.812
20	24	M.Ramirez	18.897
21	3	R.De Rosa	19.112
22	73	J.Cretaro	21.017
23	10	L.Taccini	21.618
24	6	C.Perolari	21.999
25	50	Q.Vostatek	22.052
26	88	A.Giombini	22.355
27	91	B.Jimenez	24.296
28	31	Y.Okamoto	30.107
29	20	X.Cardelus	34.496
30	19	A.Kofler	38.727
31	22	A.Carrasco	45.408

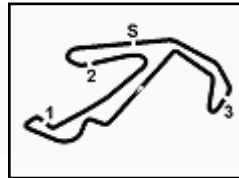
Lap 17			
1	75	A.Arenas	27'50.610
2	69	T.Booth-Amos	3.140
3	57	A.Mahendra	3.492
4	5	J.Masia	6.295
5	40	M.Casadei	9.201
6	52	J.Alcoba	9.391
7	11	M.Ferrari	9.520
8	53	V.Debise	10.607
9	7	F.Farioli	10.848
10	61	C.Oncu	11.043
11	43	S.Jespersen	11.206
12	37	R.Garcia	11.498
13	77	D.Aegerter	11.915
14	16	A.Zaccane	12.421
15	65	P.Dettl	13.105
16	32	O.Bayliss	13.213
17	94	L.Mahias	13.735
18	64	F.Caricasulo	18.792
19	70	J.Whatley	18.967
20	24	M.Ramirez	19.145
21	3	R.De Rosa	19.311
22	73	J.Cretaro	21.411
23	10	L.Taccini	22.456
24	6	C.Perolari	22.718
25	50	Q.Vostatek	22.851
26	88	A.Giombini	23.071
27	91	B.Jimenez	25.803
28	31	Y.Okamoto	31.136
29	20	X.Cardelus	37.064
30	19	A.Kofler	40.474
31	22	A.Carrasco	47.508

Lap 18			
1	75	A.Arenas	29'29.899
2	69	T.Booth-Amos	1.976
3	57	A.Mahendra	3.160
4	5	J.Masia	5.167
5	52	J.Alcoba	8.513
6	40	M.Casadei	8.559
7	11	M.Ferrari	8.740
8	53	V.Debise	9.560

14/06/2026

These data/results cannot be reproduced, stored and/or transmitted in whole or in part by any manner of electronic, mechanical, photocopying, recording, broadcasting or otherwise now known or herein after developed without the previous express consent by the copyright owner, except for reproduction in daily press and regular printed publications on sale to the public within 60 days of the event related to those data/results and always provided that copyright symbol appears together as follows below.

© DORNA WSBK ORGANIZATION Srl 2026

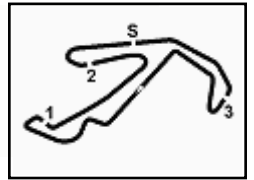
**Pirelli Emilia-Romagna Round, 12-14 June 2026**
Lap Chart Race 2

9	7	F.Farioli	9.745
10	61	C.Oncu	10.240
11	43	S.Jespersen	10.750
12	37	R.Garcia	10.883
13	77	D.Aegerter	11.369
14	16	A.Zaccane	11.542
15	65	P.Oettl	12.576
16	32	O.Bayliss	12.860
17	94	L.Mahias	13.052
18	24	M.Ramirez	18.687
19	70	J.Whatley	18.760
20	3	R.De Rosa	18.959
21	64	F.Caricasulo	19.443
22	73	J.Cretaro	21.427
23	10	L.Taccini	22.831
24	6	C.Perolari	22.888
25	50	D.Vostatek	22.931
26	88	A.Giombini	23.115
27	91	B.Jimenez	27.078
28	31	Y.Okamoto	31.035
29	20	X.Cardelus	39.018
30	19	A.Kofler	41.009
31	22	A.Carrasco	48.975

14/06/2026

These data/results cannot be reproduced, stored and/or transmitted in whole or in part by any manner of electronic, mechanical, photocopying, recording, broadcasting or otherwise now known or herein after developed without the previous express consent by the copyright owner, except for reproduction in daily press and regular printed publications on sale to the public within 60 days of the event related to those data/results and always provided that copyright symbol appears together as follows below.

© DORNA WSBK ORGANIZATION Srl 2026



Pirelli Emilia-Romagna Round, 12-14 June 2026
Lap Chart Race 2

Misano Circuit Sic 58 4.226 m

Race Pace Comparison

	75 Are	69 Boo	57 MaA	5 Mas	52 Alc	40 Cas	11 Fer	7 Far	53 Deb	61 Onc	43 Jes	37 Gar	77 Aeg	16 Zac
1	1'42.917	1'44.095	1'43.720	1'44.196	1'47.087	1'45.165	1'44.751	1'44.617	1'43.815	1'44.352	1'46.221	1'45.478	1'46.715	1'45.238
2	1'37.905	1'37.850	1'37.795	1'38.231	1'38.854	1'37.850	1'37.968	1'38.693	1'38.010	1'37.911	1'39.181	1'41.371	1'38.604	1'38.826
3	1'37.740	1'37.950	1'37.598	1'37.819	1'38.214	1'37.895	1'37.843	1'37.925	1'37.897	1'37.773	1'38.520	1'38.106	1'38.305	1'38.034
4	1'37.703	1'38.450	1'37.650	1'38.648	1'38.703	1'38.446	1'38.599	1'38.618	1'39.149	1'38.971	1'39.196	1'38.820	1'38.361	1'38.085
5	1'37.746	1'37.636	1'37.518	1'38.590	1'38.016	1'38.381	1'38.797	1'38.542	1'38.263	1'38.217	1'38.228	1'38.144	1'38.748	1'38.590
6	1'37.563	1'37.717	1'37.683	1'38.193	1'38.401	1'38.040	1'38.487	1'38.260	1'38.939	1'38.293	1'38.416	1'38.243	1'38.776	1'38.487
7	1'37.751	1'37.917	1'38.752	1'38.376	1'38.009	1'38.411	1'38.417	1'38.512	1'38.369	1'38.417	1'38.003	1'37.785	1'37.990	1'38.231
8	1'37.891	1'37.927	1'38.450	1'38.590	1'37.955	1'38.669	1'38.505	1'38.416	1'38.576	1'38.659	1'37.921	1'38.202	1'37.942	1'38.162
9	1'38.010	1'38.248	1'38.422	1'39.075	1'38.241	1'38.673	1'38.741	1'38.879	1'38.971	1'38.767	1'38.152	1'37.959	1'38.228	1'38.998
10	1'37.939	1'38.460	1'38.752	1'38.710	1'38.130	1'38.394	1'38.647	1'38.516	1'38.927	1'39.230	1'38.340	1'38.386	1'38.757	1'39.431
11	1'37.881	1'38.109	1'38.196	1'38.200	1'38.622	1'38.567	1'38.199	1'39.027	1'39.002	1'38.168	1'38.531	1'38.560	1'38.501	1'39.482
12	1'38.069	1'38.147	1'38.113	1'38.211	1'38.221	1'39.529	1'38.878	1'38.704	1'38.307	1'38.966	1'38.993	1'38.923	1'38.644	1'38.729
13	1'38.380	1'38.200	1'38.232	1'37.820	1'38.523	1'38.380	1'38.434	1'38.763	1'39.180	1'39.494	1'38.405	1'38.413	1'38.356	1'38.531
14	1'38.050	1'38.109	1'38.265	1'37.911	1'37.793	1'38.221	1'38.151	1'38.456	1'38.543	1'38.903	1'38.699	1'38.753	1'38.538	1'38.575
15	1'38.335	1'38.595	1'38.360	1'38.173	1'38.691	1'38.530	1'38.848	1'38.837	1'38.709	1'38.754	1'38.760	1'38.653	1'39.013	1'39.122
16	1'38.276	1'38.140	1'38.216	1'38.097	1'38.051	1'38.149	1'38.108	1'38.315	1'38.150	1'38.387	1'38.107	1'38.163	1'38.081	1'38.267
17	1'38.454	1'38.200	1'38.380	1'38.065	1'38.490	1'38.511	1'38.757	1'38.378	1'38.410	1'38.391	1'38.143	1'38.149	1'38.966	1'38.243
18	1'39.289	1'38.125	1'38.957	1'38.161	1'38.411	1'38.647	1'38.509	1'38.186	1'38.242	1'38.486	1'38.833	1'38.674	1'38.743	1'38.410

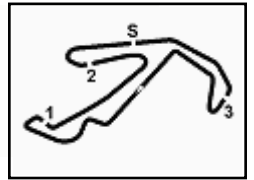
	65 Oet	32 Bay	94 Mah	24 Ram	70 Wha	3 DeR	64 Car	73 Cre	10 Tac	6 Per	50 Vos	88 Gio	91 Jim	31 Oka
1	1'45.593	1'46.112	1'46.997	1'48.886	1'46.525	1'47.377	1'46.001	1'49.090	1'48.234	1'47.777	1'49.462	1'49.674	1'48.446	1'49.341
2	1'37.967	1'38.747	1'39.491	1'39.296	1'39.497	1'39.618	1'38.672	1'39.338	1'39.529	1'39.342	1'39.437	1'39.539	1'39.477	1'39.438
3	1'37.715	1'38.520	1'38.378	1'39.119	1'38.416	1'38.520	1'39.186	1'39.192	1'38.926	1'38.908	1'39.396	1'39.330	1'39.104	1'39.417
4	1'38.367	1'38.685	1'38.660	1'38.717	1'38.953	1'38.502	1'39.827	1'38.847	1'38.678	1'38.799	1'38.647	1'39.386	1'38.648	1'39.406
5	1'38.350	1'38.358	1'38.813	1'38.779	1'38.476	1'38.833	1'38.960	1'38.637	1'38.786	1'38.533	1'38.377	1'38.945	1'38.850	1'39.563
6	1'38.151	1'38.292	1'38.662	1'38.557	1'38.986	1'38.788	1'38.722	1'38.602	1'38.595	1'38.774	1'38.619	1'38.440	1'38.473	1'39.221
7	1'38.442	1'38.137	1'38.785	1'38.685	1'39.110	1'38.560	1'38.541	1'38.889	1'38.919	1'38.637	1'38.797	1'38.782	1'38.943	1'39.377
8	1'38.489	1'38.073	1'38.398	1'38.888	1'39.155	1'39.305	1'38.977	1'38.729	1'39.000	1'39.331	1'38.740	1'38.702	1'38.828	1'39.191
9	1'39.077	1'38.221	1'38.130	1'38.695	1'38.266	1'38.244	1'38.404	1'38.876	1'38.591	1'38.410	1'38.844	1'38.696	1'39.288	1'39.260
10	1'38.929	1'37.994	1'38.012	1'38.616	1'39.853	1'39.266	1'39.446	1'38.863	1'38.938	1'38.961	1'38.903	1'38.892	1'38.837	1'39.345
11	1'39.290	1'39.415	1'38.706	1'39.166	1'39.033	1'39.197	1'39.331	1'38.848	1'39.495	1'38.946	1'39.139	1'38.841	1'40.199	1'39.422
12	1'38.407	1'38.672	1'38.067	1'38.569	1'38.891	1'38.879	1'38.695	1'38.862	1'39.003	1'39.275	1'38.742	1'39.084	1'39.076	1'39.318
13	1'38.830	1'38.740	1'38.357	1'38.636	1'38.768	1'38.627	1'38.818	1'39.036	1'39.505	1'39.505	1'39.239	1'39.139	1'39.868	1'39.593
14	1'38.901	1'40.100	1'38.879	1'38.626	1'38.595	1'38.718	1'38.639	1'38.969	1'39.004	1'39.503	1'38.953	1'38.796	1'39.450	1'40.119
15	1'40.342	1'38.872	1'39.115	1'38.809	1'39.191	1'39.469	1'39.383	1'39.601	1'39.567	1'40.491	1'39.999	1'39.214	1'39.540	1'40.055
16	1'38.358	1'38.526	1'38.482	1'39.009	1'39.253	1'39.365	1'39.081	1'38.794	1'39.004	1'38.963	1'38.914	1'39.051	1'39.425	1'40.197
17	1'38.507	1'38.359	1'38.413	1'38.702	1'38.609	1'38.653	1'38.719	1'38.848	1'39.292	1'39.173	1'39.253	1'39.170	1'39.961	1'39.483
18	1'38.760	1'38.936	1'38.606	1'38.831	1'39.082	1'38.937	1'39.940	1'39.305	1'39.664	1'39.459	1'39.369	1'39.333	1'40.564	1'39.188

	20 XCa	19 Kof	22 CaA	25 Kon	21 Zan	44 Gzo
1	1'50.435	1'50.359	1'50.756	1'49.970	1'47.743	1'48.041
2	1'39.442	1'40.564	1'40.436	1'39.841	1'39.623	
3	1'39.449	1'39.638	1'39.868	1'39.433	1'39.870	
4	1'39.300	1'39.891	1'40.247	1'39.299	1'43.216	
5	1'39.379	1'39.391	1'40.328	1'39.404	6'48.046	
6	1'39.008	1'40.146	1'40.310	1'39.505		
7	1'39.014	1'40.288	1'40.496	1'39.168		
8	1'39.340	1'39.744	1'40.443	1'56.664		
9	1'39.259	1'40.057	1'40.341			
10	1'39.620	1'40.088	1'40.374			

14/06/2026

These data/results cannot be reproduced, stored and/or transmitted in whole or in part by any manner of electronic, mechanical, photocopying, recording, broadcasting or otherwise now known or herein after developed without the previous express consent by the copyright owner, except for reproduction in daily press and regular printed publications on sale to the public within 60 days of the event related to those data/results and always provided that copyright symbol appears together as follows below.

© DORNA WSBK ORGANIZATION Srl 2026



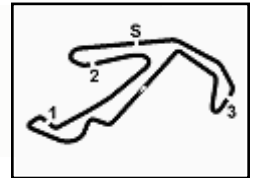
Pirelli Emilia-Romagna Round, 12-14 June 2026
Lap Chart Race 2

	20 XCa	19 Kof	22 CaA	25 Kon	21 Zan	44 Gzo
11	1'39.695	1'39.934	1'40.514			
12	1'39.895	1'39.945	1'40.775			
13	1'40.189	1'40.152	1'40.599			
14	1'40.786	1'40.275	1'40.769			
15	1'41.092	1'40.411	1'40.657			
16	1'40.749	1'40.000	1'40.651			
17	1'41.022	1'40.201	1'40.554			
18	1'41.243	1'39.824	1'40.756			

14/06/2026

These data/results cannot be reproduced, stored and/or transmitted in whole or in part by any manner of electronic, mechanical, photocopying, recording, broadcasting or otherwise now known or herein after developed without the previous express consent by the copyright owner, except for reproduction in daily press and regular printed publications on sale to the public within 60 days of the event related to those data/results and always provided that copyright symbol appears together as follows below.

© DORNA WSBK ORGANIZATION Srl 2026



Pirelli Emilia-Romagna Round, 12-14 June 2026
Chronological Analysis Race 2

Misano Circuit Sic 58 4.226 m

Start at 15:15'32.794

1 / 6

1° 75 A. ARENAS [1'37.563]								4° 5 J. MASIA [1'37.819]							
Lap	Seg1	Seg2	Seg3	Seg4	Lap Time	km/h	Local Time	Lap	Seg1	Seg2	Seg3	Seg4	Lap Time	km/h	Local Time
1		22.748	26.657	21.856	1'42.917	237,4	15:17'15.711	1		23.037	26.700	22.047	1'44.196	243,2	15:17'16.990
2	26.824	22.643	26.554	21.884	1'37.905	237,4	15:18'53.616	2	27.283	22.645	26.494	21.809	1'38.231	243,8	15:18'55.221
3	26.670	22.540	26.564	21.966	1'37.740	239,5	15:20'31.356	3	26.919	22.492	26.556	21.852	1'37.819	243,2	15:20'33.040
4	26.637	22.650	26.571	21.845	1'37.703	239,5	15:22'09.059	4	26.898	22.669	27.056	22.025	1'38.648	240,5	15:22'11.688
5	26.691	22.604	26.545	21.906	1'37.746	238,9	15:23'46.805	5	27.370	22.702	26.716	21.802	1'38.590	242,2	15:23'50.278
6	26.725	22.515	26.476	21.847	1'37.563	240,5	15:25'24.368	6	26.918	22.557	26.806	21.912	1'38.193	242,2	15:25'28.471
7	26.591	22.586	26.654	21.920	1'37.751	238,9	15:27'02.119	7	26.893	22.649	26.939	21.895	1'38.376	241,1	15:27'06.847
8	26.708	22.571	26.638	21.974	1'37.891	240,0	15:28'40.010	8	26.979	22.627	27.050	21.934	1'38.590	236,8	15:28'45.437
9	26.744	22.570	26.682	22.014	1'38.010	236,8	15:30'18.020	9	27.357	22.582	27.123	22.013	1'39.075	241,1	15:30'24.512
10	26.855	22.573	26.592	21.919	1'37.939	237,9	15:31'55.959	10	26.928	22.508	27.065	22.209	1'38.710	244,3	15:32'03.222
11	26.732	22.552	26.735	21.862	1'37.881	239,5	15:33'33.840	11	26.836	22.569	26.789	22.006	1'38.200	242,2	15:33'41.422
12	26.799	22.552	26.754	21.964	1'38.069	238,9	15:35'11.909	12	27.026	22.508	26.760	21.917	1'38.211	239,5	15:35'19.633
13	26.843	22.821	26.747	21.969	1'38.380	238,4	15:36'50.289	13	26.791	22.559	26.704	21.766	1'37.820	239,5	15:36'57.453
14	26.951	22.559	26.674	21.866	1'38.050	239,5	15:38'28.339	14	26.836	22.505	26.700	21.870	1'37.911	240,5	15:38'35.364
15	26.901	22.620	26.867	21.947	1'38.335	241,1	15:40'06.674	15	26.934	22.574	26.870	21.795	1'38.173	241,1	15:40'13.537
16	26.981	22.595	26.683	22.017	1'38.276	241,6	15:41'44.950	16	26.924	22.660	26.735	21.778	1'38.097	243,2	15:41'51.634
17	26.842	22.735	26.830	22.047	1'38.454	240,0	15:43'23.404	17	26.916	22.521	26.784	21.844	1'38.065	241,1	15:43'29.699
18	27.065	22.769	26.931	22.524	1'39.289	240,0	15:45'02.693	18	26.981	22.497	26.805	21.878	1'38.161	240,5	15:45'07.860
Race Time 29'29.899								Race Time 29'35.066							

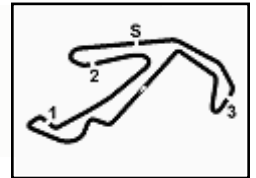
2° 69 T. BOOTH-AMOS [1'37.636]								5° 52 J. ALCOBA [1'37.793]							
Lap	Seg1	Seg2	Seg3	Seg4	Lap Time	km/h	Local Time	Lap	Seg1	Seg2	Seg3	Seg4	Lap Time	km/h	Local Time
1		22.658	26.840	22.007	1'44.095	244,9	15:17'16.889	1		23.027	26.887	22.266	1'47.087	243,2	15:17'19.881
2	26.846	22.617	26.442	21.945	1'37.850	245,5	15:18'54.739	2	27.064	22.989	26.718	22.083	1'38.854	243,2	15:18'58.735
3	26.927	22.530	26.598	21.895	1'37.950	244,9	15:20'32.689	3	26.876	22.654	26.783	21.901	1'38.214	243,8	15:20'36.949
4	26.885	22.820	26.756	21.989	1'38.450	244,9	15:22'11.139	4	27.121	22.689	26.977	21.916	1'38.703	244,9	15:22'15.652
5	26.739	22.479	26.556	21.862	1'37.636	241,6	15:23'48.775	5	26.836	22.631	26.677	21.872	1'38.016	241,6	15:23'53.668
6	26.760	22.477	26.630	21.850	1'37.717	242,2	15:25'26.492	6	26.966	22.664	26.693	22.078	1'38.401	241,6	15:25'32.069
7	26.843	22.485	26.767	21.822	1'37.917	241,6	15:27'04.409	7	26.832	22.592	26.710	21.875	1'38.009	241,1	15:27'10.078
8	26.842	22.494	26.683	21.908	1'37.927	242,2	15:28'42.336	8	26.819	22.540	26.739	21.857	1'37.955	242,7	15:28'48.033
9	26.870	22.662	26.699	22.017	1'38.248	241,6	15:30'20.584	9	26.893	22.598	26.766	21.984	1'38.241	242,7	15:30'26.274
10	27.136	22.586	26.713	22.025	1'38.460	241,1	15:31'59.044	10	26.832	22.559	26.749	21.990	1'38.130	245,5	15:32'04.404
11	26.853	22.594	26.742	21.920	1'38.109	240,5	15:33'37.153	11	27.180	22.594	26.815	22.033	1'38.622	244,9	15:33'43.026
12	26.802	22.634	26.814	21.897	1'38.147	240,0	15:35'15.300	12	26.977	22.526	26.651	22.067	1'38.221	242,2	15:35'21.247
13	26.922	22.634	26.713	21.931	1'38.200	240,0	15:36'53.500	13	27.089	22.583	26.954	21.897	1'38.523C	246,0	15:36'59.770
14	26.951	22.577	26.663	21.918	1'38.109	241,1	15:38'31.609	14	26.842	22.476	26.611	21.864	1'37.793	242,7	15:38'37.563
15	27.038	22.564	26.843	22.150	1'38.595	241,6	15:40'10.204	15	27.126	22.618	26.907	22.040	1'38.691	242,6	15:40'16.254
16	26.905	22.572	26.665	21.998	1'38.140	242,2	15:41'48.344	16	26.988	22.485	26.722	21.856	1'38.051	246,6	15:41'54.305
17	26.897	22.659	26.631	22.013	1'38.200	240,5	15:43'26.544	17	27.007	22.593	26.956	21.934	1'38.490	243,8	15:43'32.795
18	26.916	22.569	26.693	21.947	1'38.125	240,0	15:45'04.669	18	26.957	22.492	26.960	22.002	1'38.411	244,9	15:45'11.206
Race Time 29'31.875								Race Time 29'38.412							

3° 57 A. MAHENDRA [1'37.518]								6° 40 M. CASADEI [1'37.850]							
Lap	Seg1	Seg2	Seg3	Seg4	Lap Time	km/h	Local Time	Lap	Seg1	Seg2	Seg3	Seg4	Lap Time	km/h	Local Time
1		22.601	26.987	21.926	1'43.720	240,0	15:17'16.514	1		22.988	26.844	21.962	1'45.165	243,2	15:17'19.959
2	26.757	22.652	26.560	21.826	1'37.795	240,5	15:18'54.309	2	26.905	22.527	26.618	21.800	1'37.850	243,2	15:18'55.809
3	26.688	22.439	26.687	21.784	1'37.598	240,0	15:20'31.907	3	26.794	22.426	26.653	22.022	1'37.895	243,8	15:20'33.704
4	26.653	22.536	26.609	21.852	1'37.650	240,0	15:22'09.557	4	26.764	22.476	27.004	22.202	1'38.446	243,8	15:22'12.150
5	26.674	22.528	26.622	21.694	1'37.518	241,1	15:23'47.075	5	27.210	22.554	26.727	21.890	1'38.381	243,2	15:23'50.531
6	26.775	22.513	26.567	21.828	1'37.683	242,7	15:25'24.758	6	26.992	22.529	26.685	21.834	1'38.040	243,2	15:25'28.571
7	26.728	22.438	27.360	22.226	1'38.752	240,5	15:27'03.510	7	27.083	22.471	26.970	21.887	1'38.411	242,7	15:27'06.982
8	26.897	22.661	26.883	22.009	1'38.450	239,5	15:28'41.960	8	27.046	22.602	27.039	21.982	1'38.669	243,2	15:28'45.651
9	26.888	22.571	26.850	22.113	1'38.422	237,4	15:30'20.382	9	27.256	22.533	26.968	21.916	1'38.673	240,5	15:30'24.324
10	27.461	22.592	26.789	21.910	1'38.752	241,1	15:31'59.134	10	26.923	22.508	27.013	21.950	1'38.394	238,9	15:32'02.718
11	26.989	22.616	26.764	21.827	1'38.196	242,2	15:33'37.330	11	26.866	22.731	26.963	22.007	1'38.567C	238,9	15:33'41.285
12	26.877	22.618	26.785	21.833	1'38.113	240,0	15:35'15.443	12	28.048	22.562	26.990	21.929	1'39.529	242,2	15:35'20.814
13	26.956	22.729	26.767	21.780	1'38.232	240,0	15:36'53.675	13	27.103	22.534	26.913	21.830	1'38.380	241,6	15:36'59.194
14	26.942	22.589	26.845	21.889	1'38.265	241,6	15:38'31.940	14	26.937	22.517	26.857	21.910	1'38.221	240,5	15:38'37.415
15	26.900	22.635	26.781	22.044	1'38.360	242,2	15:40'10.300	15	27.120	22.523	26.900	21.987	1'38.530	240,5	15:40'15.945
16	27.015	22.619	26.674	21.908	1'38.216	243,8	15:41'48.516	16	26.847	22.557	26.749	21.996	1'38.149	240,5	15:41'54.094
17	27.015	22.649	26.870	21.846	1'38.380	238,9	15:43'26.896	17	26.870	22.777	26.930	21.934	1'38.511	239,5	15:43'32.605
18	27.017	22.664	26.976	22.300	1'38.957	238,9	15:45'05.853	18	26.968	22.547	27.045	22.087	1'38.647	238,9	15:45'11.252
Race Time 29'33.059								Race Time 29'38.458							

14/06/2026 P = Pits In/Out - C = Lap Time Cancelled

These data/results cannot be reproduced, stored and/or transmitted in whole or in part by any manner of electronic, mechanical, photocopying, recording, broadcasting or otherwise now known or herein after developed without the previous express consent by the copyright owner, except for reproduction in daily press and regular printed publications on sale to the public within 60 days of the event related to those data/results and always provided that copyright symbol appears together as follows below.

© DORNA WSBK ORGANIZATION Srl 2026



Pirelli Emilia-Romagna Round, 12-14 June 2026
Chronological Analysis Race 2

Misano Circuit Sic 58 4.226 m

Start at 15:15'32.794

2 / 6

7° 11 M. FERRARI [1'37.843]							10° 61 C. ONCU [1'37.773]								
Lap	Seg1	Seg2	Seg3	Seg4	Lap Time	km/h	Local Time	Lap	Seg1	Seg2	Seg3	Seg4	Lap Time	km/h	Local Time
1		22.759	26.760	22.001	1'44.751	241,6	15:17'17.545	1		22.782	26.799	21.958	1'44.352	242,2	15:17'17.146
2	26.963	22.638	26.561	21.806	1'37.968C	244,3	15:18'55.513	2	26.928	22.606	26.571	21.806	1'37.911C	240,5	15:18'55.057
3	26.782	22.568	26.656	21.837	1'37.843	243,8	15:20'33.356	3	26.812	22.534	26.610	21.817	1'37.773	242,2	15:20'32.830
4	26.791	22.630	26.996	22.182	1'38.599	241,6	15:22'11.955	4	26.936	22.733	27.109	22.193	1'38.971	238,9	15:22'11.801
5	27.299	22.732	26.864	21.902	1'38.797	245,5	15:23'50.752	5	27.095	22.621	26.672	21.829	1'38.217	240,5	15:23'50.018
6	27.137	22.613	26.786	21.951	1'38.487	246,0	15:25'29.239	6	26.922	22.637	26.836	21.898	1'38.293	238,4	15:25'28.311
7	27.052	22.668	26.728	21.969	1'38.417	242,7	15:27'07.656	7	26.767	22.655	27.026	21.969	1'38.417	235,8	15:27'06.728
8	26.966	22.531	27.001	22.007	1'38.505C	244,3	15:28'46.161	8	26.889	22.766	27.019	21.985	1'38.659	235,3	15:28'45.387
9	27.096	22.615	26.932	22.098	1'38.741	243,2	15:30'24.902	9	27.231	22.637	26.986	21.913	1'38.767	236,8	15:30'24.154
10	26.964	22.556	26.819	22.308	1'38.647	242,7	15:32'03.549	10	26.894	22.611	27.280	22.445	1'39.230	242,7	15:32'03.384
11	26.901	22.568	26.734	21.996	1'38.199	243,8	15:33'41.748	11	26.873	22.586	26.727	21.982	1'38.168	243,8	15:33'41.552
12	27.429	22.582	26.946	21.921	1'38.878	242,7	15:35'20.626	12	27.448	22.615	26.961	21.942	1'38.966	238,4	15:35'20.518
13	27.114	22.632	26.787	21.901	1'38.434	240,5	15:36'59.600	13	27.555	22.840	27.174	21.925	1'39.494	241,1	15:37'00.012
14	26.898	22.565	26.809	21.879	1'38.151	241,6	15:38'37.211	14	26.930	22.884	27.188	21.901	1'38.903	244,3	15:38'38.915
15	27.180	22.753	26.967	21.948	1'38.848	246,0	15:40'16.059	15	27.375	22.670	26.751	21.958	1'38.754	241,6	15:40'17.669
16	27.006	22.482	26.757	21.863	1'38.108	244,9	15:41'54.167	16	27.072	22.628	26.736	21.951	1'38.387	246,0	15:41'56.056
17	27.001	22.657	26.978	22.121	1'38.757	242,7	15:43'32.924	17	27.046	22.668	26.730	21.947	1'38.391	244,3	15:43'34.447
18	27.048	22.457	26.941	22.063	1'38.509	240,0	15:45'11.433	18	27.053	22.588	26.735	22.110	1'38.486	240,0	15:45'12.933
Race Time 29'38.639							Race Time 29'40.139								

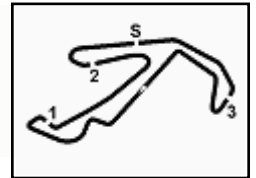
8° 7 F. FARIOLI [1'37.925]							11° 43 S. JESPERSEN [1'37.921]								
Lap	Seg1	Seg2	Seg3	Seg4	Lap Time	km/h	Local Time	Lap	Seg1	Seg2	Seg3	Seg4	Lap Time	km/h	Local Time
1		22.804	26.816	22.040	1'44.617	241,1	15:17'17.411	1		22.976	27.188	22.001	1'46.221	242,2	15:17'19.015
2	27.308	22.785	26.680	21.920	1'38.693C	242,7	15:18'56.104	2	26.995	22.810	27.240	22.136	1'39.181	241,1	15:18'58.196
3	26.819	22.710	26.519	21.877	1'37.925	241,1	15:20'34.029	3	27.030	22.612	27.052	21.826	1'38.520	243,2	15:20'36.716
4	26.795	22.635	27.257	21.931	1'38.618C	240,0	15:22'12.647	4	27.196	22.765	27.187	22.048	1'39.196	242,7	15:22'15.912
5	27.144	22.669	26.745	21.984	1'38.542	241,6	15:23'51.189	5	26.873	22.701	26.864	21.790	1'38.228	240,5	15:23'54.140
6	27.031	22.607	26.690	21.932	1'38.260C	241,6	15:25'29.449	6	26.852	22.679	26.939	21.946	1'38.416	241,6	15:25'32.556
7	27.060	22.683	26.933	21.836	1'38.512	235,3	15:27'07.961	7	26.908	22.525	26.795	21.775	1'38.003	241,6	15:27'10.559
8	26.966	22.560	26.837	22.053	1'38.416C	242,2	15:28'46.377	8	26.819	22.554	26.769	21.779	1'37.921	241,1	15:28'48.480
9	27.225	22.677	26.868	22.109	1'38.879	241,1	15:30'25.256	9	26.913	22.606	26.777	21.856	1'38.152	242,2	15:30'26.632
10	27.055	22.611	26.726	22.124	1'38.516	242,2	15:32'03.772	10	26.999	22.511	26.817	22.013	1'38.340	241,1	15:32'04.972
11	27.305	22.568	26.966	22.188	1'39.027	240,5	15:33'42.799	11	26.980	22.698	26.928	21.925	1'38.531	242,7	15:33'43.503
12	27.373	22.587	26.683	22.061	1'38.704	242,2	15:35'21.503	12	27.155	23.104	26.901	21.833	1'38.993	240,5	15:35'22.496
13	26.997	22.620	27.199	21.947	1'38.763	243,2	15:37'00.266	13	26.995	22.657	26.869	21.884	1'38.405	241,1	15:37'00.901
14	26.916	22.723	26.830	21.987	1'38.456	239,5	15:38'38.722	14	27.151	22.573	27.199	21.776	1'38.699	232,3	15:38'39.600
15	27.357	22.709	26.756	22.015	1'38.837	242,2	15:40'17.559	15	27.108	22.722	26.866	22.064	1'38.760	241,1	15:40'18.360
16	27.067	22.587	26.755	21.906	1'38.315	241,6	15:41'55.874	16	26.954	22.559	26.661	21.933	1'38.107	242,7	15:41'56.467
17	26.959	22.679	26.812	21.928	1'38.378	241,6	15:43'34.252	17	27.016	22.584	26.723	21.820	1'38.143	241,6	15:43'34.610
18	26.979	22.483	26.794	21.930	1'38.186	239,5	15:45'12.438	18	27.175	22.743	26.893	22.022	1'38.833	239,5	15:45'13.443
Race Time 29'39.644							Race Time 29'40.649								

9° 53 V. DEBISE [1'37.897]							12° 37 R. GARCIA [1'37.785]								
Lap	Seg1	Seg2	Seg3	Seg4	Lap Time	km/h	Local Time	Lap	Seg1	Seg2	Seg3	Seg4	Lap Time	km/h	Local Time
1		22.917	26.963	21.885	1'43.815	243,2	15:17'16.609	1		23.130	26.903	21.965	1'45.478	240,5	15:17'18.272
2	26.864	22.583	26.530	22.033	1'38.010	242,7	15:18'54.619	2	26.862	22.658	28.991	22.860	1'41.371	244,3	15:18'59.643
3	26.842	22.470	26.592	21.993	1'37.897	240,5	15:20'32.516	3	26.855	22.603	26.791	21.857	1'38.106	243,8	15:20'37.749
4	26.830	22.822	27.286	22.211	1'39.149	238,9	15:22'11.665	4	26.922	22.798	26.760	22.340	1'38.820	243,2	15:22'16.569
5	27.027	22.617	26.643	21.976	1'38.263	238,9	15:23'49.928	5	27.061	22.632	26.643	21.808	1'38.144	241,6	15:23'54.713
6	27.480	22.763	26.739	21.957	1'38.939	243,8	15:25'28.867	6	27.018	22.622	26.563	22.040	1'38.243	242,2	15:25'32.956
7	26.957	22.480	26.900	22.032	1'38.369	242,7	15:27'07.236	7	26.709	22.540	26.711	21.825	1'37.785	243,2	15:27'10.741
8	27.008	22.600	26.974	21.994	1'38.576	239,5	15:28'45.812	8	26.845	22.596	26.729	22.032	1'38.202	242,2	15:28'48.943
9	27.262	22.622	26.967	22.120	1'38.971	241,6	15:30'24.783	9	26.762	22.604	26.750	21.843	1'37.959	242,2	15:30'26.902
10	26.957	22.820	26.803	22.347	1'38.927C	242,2	15:32'03.710	10	26.999	22.641	26.711	22.035	1'38.386	244,3	15:32'05.288
11	27.548	22.582	26.832	22.040	1'39.002	242,7	15:33'42.712	11	27.208	22.746	26.622	21.984	1'38.560	244,3	15:33'43.848
12	26.957	22.521	26.796	22.033	1'38.307	243,8	15:35'21.019	12	27.164	22.888	26.849	22.022	1'38.923	244,9	15:35'22.771
13	27.187	22.800	27.179	22.014	1'39.180	244,9	15:37'00.199	13	26.947	22.692	26.727	22.047	1'38.413	243,2	15:37'01.184
14	27.161	22.641	26.817	21.924	1'38.543	242,2	15:38'38.742	14	27.312	22.819	26.699	21.923	1'38.753	241,1	15:38'39.937
15	27.188	22.759	26.670	22.092	1'38.709	241,1	15:40'17.451	15	27.292	22.656	26.697	22.008	1'38.653	243,8	15:40'18.590
16	26.912	22.539	26.681	22.018	1'38.150	241,6	15:41'55.601	16	26.987	22.556	26.694	21.926	1'38.163	246,0	15:41'56.753
17	26.938	22.714	26.777	21.981	1'38.410	241,1	15:43'34.011	17	26.943	22.572	26.720	21.914	1'38.149	244,3	15:43'34.902
18	26.935	22.527	26.879	21.901	1'38.242C	240,5	15:45'12.253	18	27.146	22.649	26.911	21.968	1'38.674	242,2	15:45'13.576
Race Time 29'39.459 + 0.440Pen							Race Time 29'40.782								

14/06/2026 P = Pits In/Out - C = Lap Time Cancelled

These data/results cannot be reproduced, stored and/or transmitted in whole or in part by any manner of electronic, mechanical, photocopying, recording, broadcasting or otherwise now known or herein after developed without the previous express consent by the copyright owner, except for reproduction in daily press and regular printed publications on sale to the public within 60 days of the event related to those data/results and always provided that copyright symbol appears together as follows below.

© DORNA WSBK ORGANIZATION Srl 2026



Pirelli Emilia-Romagna Round, 12-14 June 2026
Chronological Analysis Race 2

Misano Circuit Sic 58 4.226 m

Start at 15:15'32.794

3 / 6

13° 77 D. AEGERTER [1'37.942]								16° 32 D. BAYLISS [1'37.994]							
Lap	Seg1	Seg2	Seg3	Seg4	Lap Time	km/h	Local Time	Lap	Seg1	Seg2	Seg3	Seg4	Lap Time	km/h	Local Time
1		23.125	26.962	22.024	1'46.715	243,8	15:17'19.509	1		22.904	27.051	22.189	1'46.112	245,5	15:17'18.906
2	27.038	22.782	26.738	22.046	1'38.604	244,9	15:18'58.113	2	26.998	22.805	27.100	21.844	1'38.747	244,3	15:18'57.653
3	26.888	22.596	26.805	22.016	1'38.305	243,2	15:20'36.418	3	26.980	22.735	26.843	21.962	1'38.520	243,8	15:20'36.173
4	27.025	22.717	26.591	22.028	1'38.361	242,7	15:22'14.779	4	26.984	22.725	26.798	22.178	1'38.685	244,3	15:22'14.858
5	26.904	23.002	26.833	22.009	1'38.748	241,6	15:23'53.527	5	26.946	22.772	26.718	21.922	1'38.358	243,2	15:23'53.216
6	27.236	22.701	26.618	22.221	1'38.776	243,8	15:25'32.303	6	26.978	22.778	26.640	21.896	1'38.292	243,8	15:25'31.508
7	26.922	22.566	26.672	21.830	1'37.990	242,2	15:27'10.293	7	26.928	22.568	26.812	21.829	1'38.137	243,8	15:27'09.645
8	26.856	22.486	26.671	21.929	1'37.942	244,3	15:28'48.235	8	26.784	22.662	26.686	21.941	1'38.073	244,3	15:28'47.718
9	26.918	22.753	26.625	21.932	1'38.228	242,2	15:30'26.463	9	26.903	22.669	26.860	21.789	1'38.221	240,5	15:30'25.939
10	27.053	22.720	26.864	22.120	1'38.757	243,2	15:32'05.220	10	26.849	22.654	26.741	21.750	1'37.994	247,1	15:32'03.933
11	27.149	22.681	26.699	21.972	1'38.501	244,3	15:33'43.721	11	27.815	22.780	26.812	22.008	1'39.415	247,1	15:33'43.348
12	27.171	22.651	26.769	22.053	1'38.644	243,2	15:35'22.365	12	27.251	22.733	26.793	21.895	1'38.672	244,9	15:35'22.020
13	26.912	22.728	26.802	21.914	1'38.356	242,2	15:37'00.721	13	26.941	22.724	27.039	22.036	1'38.740C	246,0	15:37'00.760
14	27.052	22.563	26.916	22.007	1'38.538	245,5	15:38'39.259	14	27.554	23.726	26.863	21.957	1'40.100	246,0	15:38'40.860
15	27.760	22.642	26.704	21.907	1'39.013	244,3	15:40'18.272	15	27.315	22.789	26.918	21.850	1'38.872	245,5	15:40'19.732
16	26.847	22.493	26.705	22.036	1'38.081C	244,9	15:41'56.353	16	27.113	22.642	26.857	21.914	1'38.526	245,5	15:41'58.258
17	27.715	22.682	26.642	21.927	1'38.966	243,2	15:43'35.319	17	27.102	22.618	26.778	21.861	1'38.359	247,1	15:43'36.617
18	27.304	22.616	26.670	22.153	1'38.743	242,2	15:45'14.062	18	27.246	22.767	26.797	22.126	1'38.936	243,8	15:45'15.553
Race Time 29'41.268								Race Time 29'42.759							

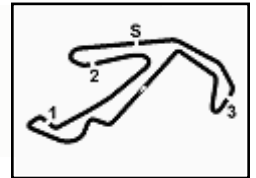
14° 16 A. ZACCONE [1'38.034]								17° 94 L. MAHIAS [1'38.012]							
Lap	Seg1	Seg2	Seg3	Seg4	Lap Time	km/h	Local Time	Lap	Seg1	Seg2	Seg3	Seg4	Lap Time	km/h	Local Time
1		23.247	27.051	21.851	1'45.238	238,4	15:17'18.032	1		23.109	27.130	22.398	1'46.997	240,5	15:17'19.791
2	26.966	23.198	26.719	21.943	1'38.826	241,6	15:18'56.588	2	27.381	23.048	26.934	22.128	1'39.491	241,6	15:18'59.282
3	26.756	22.731	26.741	21.806	1'38.034	239,5	15:20'34.892	3	26.972	22.717	26.794	21.895	1'38.378	241,6	15:20'37.660
4	26.832	22.633	26.799	21.821	1'38.085	238,9	15:22'12.977	4	26.809	22.712	26.915	22.224	1'38.660	241,6	15:22'16.320
5	26.953	22.743	26.834	22.060	1'38.590	241,1	15:23'51.567	5	27.033	23.049	26.768	21.963	1'38.813	240,0	15:23'55.133
6	26.986	22.626	26.981	21.894	1'38.487	241,6	15:25'30.054	6	26.897	22.652	26.790	22.323	1'38.662	242,7	15:25'33.795
7	26.824	22.737	26.862	21.808	1'38.231	240,5	15:27'08.285	7	27.006	22.730	26.826	22.223	1'38.785	240,5	15:27'12.580
8	26.808	22.624	26.820	21.910	1'38.162	241,6	15:28'46.447	8	26.886	22.647	26.846	22.019	1'38.398	238,4	15:28'50.978
9	27.303	22.830	26.981	21.884	1'38.998	241,1	15:30'25.445	9	26.771	22.603	26.831	21.925	1'38.130	237,9	15:30'29.108
10	27.026	22.757	27.133	22.515	1'39.431	240,5	15:32'04.876	10	26.848	22.553	26.714	21.897	1'38.012	237,9	15:32'07.120
11	27.790	22.887	26.909	21.896	1'39.482	241,6	15:33'44.358	11	26.768	22.951	26.840	22.147	1'38.706	240,5	15:33'45.826
12	27.134	22.760	26.944	21.891	1'38.729	240,5	15:35'23.087	12	26.839	22.607	26.674	21.947	1'38.067	238,4	15:35'23.893
13	26.891	22.851	26.931	21.858	1'38.531	240,5	15:37'01.618	13	26.908	22.627	26.903	21.919	1'38.357	241,6	15:37'02.250
14	27.074	22.858	26.785	21.858	1'38.575	240,5	15:38'40.193	14	27.075	22.685	27.055	22.064	1'38.879	241,1	15:38'41.129
15	27.530	22.818	26.863	21.911	1'39.122	241,1	15:40'19.315	15	27.324	22.747	26.874	22.170	1'39.115	242,7	15:40'20.244
16	26.832	22.844	26.751	21.840	1'38.267	242,2	15:41'57.582	16	26.945	22.660	26.835	22.042	1'38.482	241,1	15:41'58.726
17	26.994	22.767	26.765	21.717	1'38.243	241,1	15:43'35.825	17	27.013	22.631	26.819	21.950	1'38.413	240,5	15:43'37.139
18	26.988	22.654	26.956	21.812	1'38.410	239,5	15:45'14.235	18	27.039	22.688	26.916	21.963	1'38.606	238,9	15:45'15.745
Race Time 29'41.441								Race Time 29'42.951							

15° 65 P. OETTL [1'37.715]								18° 24 M. RAMIREZ [1'38.557]							
Lap	Seg1	Seg2	Seg3	Seg4	Lap Time	km/h	Local Time	Lap	Seg1	Seg2	Seg3	Seg4	Lap Time	km/h	Local Time
1		22.903	27.172	21.877	1'45.593	244,3	15:17'18.387	1		23.551	27.546	22.133	1'48.886	242,2	15:17'21.680
2	27.086	22.509	26.627	21.745	1'37.967	245,5	15:18'56.354	2	27.204	22.877	27.061	22.154	1'39.296	244,3	15:19'00.976
3	26.849	22.512	26.598	21.756	1'37.715	245,5	15:20'34.069	3	27.181	22.674	27.227	22.037	1'39.119	243,8	15:20'40.095
4	27.012	22.463	27.029	21.863	1'38.367C	243,2	15:22'12.436	4	27.202	22.732	26.812	21.971	1'38.717	241,6	15:22'18.812
5	27.176	22.553	26.807	21.814	1'38.350	246,0	15:23'50.786	5	27.072	22.622	26.979	22.106	1'38.779	243,2	15:23'57.591
6	26.931	22.591	26.749	21.880	1'38.151	246,0	15:25'28.937	6	27.058	22.844	26.742	21.913	1'38.557	242,7	15:25'36.148
7	27.126	22.565	26.799	21.952	1'38.442	242,7	15:27'07.379	7	27.070	22.647	26.882	22.086	1'38.685	243,8	15:27'14.833
8	27.108	22.470	27.012	21.899	1'38.489	244,3	15:28'45.868	8	27.144	22.617	27.153	21.974	1'38.888	242,7	15:28'53.721
9	27.537	22.549	26.983	22.008	1'39.077	245,5	15:30'24.945	9	27.102	22.635	26.989	21.969	1'38.695	244,3	15:30'32.416
10	27.162	22.912	26.870	21.985	1'38.929	244,9	15:32'03.874	10	27.000	22.616	26.963	22.037	1'38.616	243,8	15:32'11.032
11	27.531	22.587	26.929	22.243	1'39.290	245,5	15:33'43.164	11	27.187	22.814	26.963	22.202	1'39.166	244,3	15:33'50.198
12	27.244	22.462	26.762	21.939	1'38.407	245,5	15:35'21.571	12	27.123	22.653	26.904	21.889	1'38.569	241,1	15:35'28.767
13	27.170	22.636	27.090	21.934	1'38.830	243,2	15:37'00.401	13	27.129	22.670	26.845	21.992	1'38.636	240,5	15:37'07.403
14	27.213	22.545	27.049	22.094	1'38.901	248,8	15:38'39.302	14	27.124	22.600	26.879	22.023	1'38.626	241,6	15:38'46.029
15	28.325	23.158	26.902	21.957	1'40.342C	246,0	15:40'19.644	15	27.282	22.553	26.994	21.980	1'38.809	244,9	15:40'24.838
16	27.057	22.475	26.794	22.032	1'38.358	246,0	15:41'58.002	16	27.366	22.620	26.996	22.027	1'39.009	242,7	15:42'03.847
17	27.216	22.449	26.901	21.941	1'38.507	244,3	15:43'36.509	17	27.130	22.697	26.961	21.914	1'38.702	244,3	15:43'42.549
18	27.210	22.599	26.782	22.169	1'38.760	241,6	15:45'15.269	18	27.282	22.647	26.937	21.965	1'38.831	237,9	15:45'21.380
Race Time 29'42.475								Race Time 29'48.586							

14/06/2026 P = Pits In/Out - C = Lap Time Cancelled

These data/results cannot be reproduced, stored and/or transmitted in whole or in part by any manner of electronic, mechanical, photocopying, recording, broadcasting or otherwise now known or herein after developed without the previous express consent by the copyright owner, except for reproduction in daily press and regular printed publications on sale to the public within 60 days of the event related to those data/results and always provided that copyright symbol appears together as follows below.

© DORNA WSBK ORGANIZATION Srl 2026



Pirelli Emilia-Romagna Round, 12-14 June 2026
Chronological Analysis Race 2

Misano Circuit Sic 58 4.226 m

Start at 15:15'32.794

4 / 6

19° 70 J. WHATLEY [1'38.266]								22° 73 J. CRETARO [1'38.602]							
Lap	Seg1	Seg2	Seg3	Seg4	Lap Time	km/h	Local Time	Lap	Seg1	Seg2	Seg3	Seg4	Lap Time	km/h	Local Time
1		22.928	27.293	22.076	1'46.525	244,3	15:17'19.319	1		23.865	27.513	22.208	1'49.090	241,1	15:17'21.884
2	26.976	22.935	27.507	22.079	1'39.497	245,5	15:18'58.816	2	27.387	22.668	27.170	22.113	1'39.338	243,2	15:19'01.222
3	26.930	22.714	26.960	21.812	1'38.416	242,7	15:20'37.232	3	27.197	22.692	27.080	22.223	1'39.192	243,2	15:20'40.414
4	26.988	22.696	27.046	22.223	1'38.953	244,3	15:22'16.185	4	27.101	22.855	27.003	21.888	1'38.847	242,7	15:22'19.261
5	26.873	22.848	26.853	21.902	1'38.476	241,1	15:23'54.661	5	27.078	22.701	26.948	21.910	1'38.637	242,8	15:23'57.898
6	26.775	23.028	26.804	22.379	1'38.986	242,7	15:25'33.647	6	27.133	22.700	26.916	21.853	1'38.602	243,8	15:25'36.500
7	27.012	22.679	26.921	22.498	1'39.110	238,4	15:27'12.757	7	27.073	22.914	26.974	21.928	1'38.889	241,6	15:27'15.389
8	27.667	22.772	26.916	21.800	1'39.155	241,1	15:28'51.912	8	27.096	22.531	27.023	22.079	1'38.729	244,3	15:28'54.118
9	26.883	22.685	26.835	21.863	1'38.266	241,1	15:30'30.178	9	27.083	22.611	27.046	22.136	1'38.876	241,6	15:30'32.994
10	27.169	22.995	27.436	22.253	1'39.853	238,9	15:32'10.031	10	27.291	22.627	27.008	21.937	1'38.863	243,2	15:32'11.857
11	26.967	22.857	27.129	22.080	1'39.033	242,2	15:33'49.064	11	27.134	22.752	27.103	21.859	1'38.848	241,6	15:33'50.705
12	27.207	22.716	26.962	22.006	1'38.891	242,7	15:35'27.955	12	27.240	22.750	27.029	21.843	1'38.862	243,2	15:35'29.567
13	27.282	22.754	26.905	21.827	1'38.768	240,0	15:37'06.723	13	27.267	22.938	26.974	21.857	1'39.036	240,0	15:37'08.603
14	27.070	22.721	26.875	21.929	1'38.595	242,2	15:38'45.318	14	27.304	22.604	26.981	22.080	1'38.969	242,7	15:38'47.572
15	27.233	22.808	27.128	22.022	1'39.191	242,2	15:40'24.509	15	27.727	22.654	27.210	22.010	1'39.601	240,5	15:40'27.173
16	27.295	22.890	26.977	22.091	1'39.253	242,2	15:42'03.762	16	27.104	22.741	27.040	21.909	1'38.794	241,6	15:42'05.967
17	26.976	22.841	26.866	21.926	1'38.609	241,1	15:43'42.371	17	27.162	22.684	27.022	21.980	1'38.848	240,5	15:43'44.815
18	27.141	23.077	26.895	21.969	1'39.082	240,0	15:45'21.453	18	27.106	22.618	27.350	22.231	1'39.305	238,9	15:45'24.120
Race Time 29'48.659								Race Time 29'51.326							

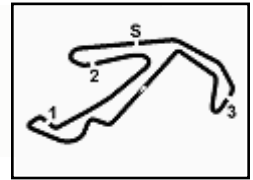
20° 3 R. DE ROSA [1'38.244]								23° 10 L. TACCINI [1'38.591]							
Lap	Seg1	Seg2	Seg3	Seg4	Lap Time	km/h	Local Time	Lap	Seg1	Seg2	Seg3	Seg4	Lap Time	km/h	Local Time
1		23.207	27.140	22.182	1'47.377	242,7	15:17'20.171	1		23.325	27.483	22.159	1'48.234	243,2	15:17'21.028
2	27.272	22.813	27.080	22.453	1'39.618	243,2	15:18'59.789	2	27.249	22.911	27.191	22.178	1'39.529	242,7	15:19'00.557
3	26.980	22.825	26.880	21.835	1'38.520	243,2	15:20'38.309	3	26.983	22.840	26.988	22.115	1'38.926	242,7	15:20'39.483
4	26.869	22.785	26.839	22.009	1'38.502	242,2	15:22'16.811	4	26.966	22.889	26.729	22.094	1'38.678	242,7	15:22'18.161
5	27.216	22.719	26.926	21.972	1'38.833	243,2	15:23'55.644	5	26.906	22.906	26.889	22.085	1'38.786	241,6	15:23'56.947
6	27.141	22.731	26.935	21.981	1'38.788	242,7	15:25'34.432	6	26.962	22.841	26.739	22.053	1'38.595	242,2	15:25'35.542
7	27.066	22.676	26.851	21.967	1'38.560	242,7	15:27'12.992	7	26.946	22.932	26.867	22.174	1'38.919	241,1	15:27'14.461
8	27.643	22.722	26.998	21.942	1'39.305	242,7	15:28'52.297	8	26.907	22.801	27.178	22.114	1'39.000	241,1	15:28'53.461
9	26.965	22.626	26.763	21.890	1'38.244	242,7	15:30'30.541	9	26.882	22.678	26.892	22.139	1'38.591	241,1	15:30'32.052
10	27.272	22.854	27.179	21.961	1'39.266	241,6	15:32'09.807	10	26.947	22.921	26.954	22.116	1'38.938	241,1	15:32'10.990
11	27.000	22.847	27.211	22.139	1'39.197	242,2	15:33'49.004	11	26.978	22.958	26.951	22.608	1'39.495	241,6	15:33'50.485
12	27.100	22.729	26.999	22.051	1'38.879	241,6	15:35'27.883	12	27.207	22.847	26.834	22.115	1'39.003	241,6	15:35'29.488
13	27.021	22.672	26.959	21.975	1'38.627	240,5	15:37'06.510	13	27.055	23.311	27.079	22.060	1'39.505	242,7	15:37'08.993
14	27.130	22.684	26.923	21.981	1'38.718	241,6	15:38'45.228	14	27.108	22.825	26.941	22.130	1'39.004	242,7	15:38'47.997
15	27.597	22.718	27.121	22.033	1'39.469	246,6	15:40'24.697	15	27.445	22.859	27.015	22.248	1'39.567	243,8	15:40'27.564
16	27.347	22.922	27.069	22.027	1'39.365	244,3	15:42'04.062	16	27.070	22.880	26.865	22.189	1'39.004	242,7	15:42'06.568
17	27.094	22.707	26.937	21.915	1'38.653	242,7	15:43'42.715	17	27.103	22.938	27.062	22.189	1'39.292	241,1	15:43'45.860
18	27.426	22.585	26.990	21.936	1'38.937	242,7	15:45'21.652	18	27.246	22.933	27.155	22.330	1'39.664	241,1	15:45'25.524
Race Time 29'48.858								Race Time 29'52.730							

21° 64 F. CARICASULO [1'38.404]								24° 6 C. PEROLARI [1'38.410]							
Lap	Seg1	Seg2	Seg3	Seg4	Lap Time	km/h	Local Time	Lap	Seg1	Seg2	Seg3	Seg4	Lap Time	km/h	Local Time
1		22.987	27.216	21.980	1'46.001	240,5	15:17'18.795	1		23.297	27.259	22.163	1'47.777	240,5	15:17'20.571
2	26.988	22.796	26.906	21.982	1'38.672	240,5	15:18'57.467	2	27.123	22.799	26.996	22.424	1'39.342	242,7	15:18'59.913
3	26.996	23.022	27.172	21.996	1'39.186	241,6	15:20'36.653	3	27.077	22.806	26.952	22.073	1'38.908	241,6	15:20'38.821
4	27.044	22.812	27.489	22.482	1'39.827	240,0	15:22'16.480	4	26.961	22.818	26.961	22.059	1'38.799	240,5	15:22'17.620
5	27.379	22.682	26.930	21.969	1'38.960	241,1	15:23'55.440	5	27.028	22.732	26.791	21.982	1'38.533	240,5	15:23'56.153
6	27.160	22.741	26.849	21.972	1'38.722	240,5	15:25'34.162	6	26.973	22.834	26.843	22.124	1'38.774	241,6	15:25'34.927
7	27.035	22.650	26.861	21.995	1'38.541	240,5	15:27'12.703	7	27.070	22.729	26.841	21.997	1'38.637	240,5	15:27'13.564
8	27.568	22.681	26.869	21.859	1'38.977	238,4	15:28'51.680	8	27.309	22.820	27.163	22.039	1'39.331	242,2	15:28'52.895
9	26.988	22.615	26.870	21.931	1'38.404	237,9	15:30'30.084	9	26.941	22.636	26.766	22.067	1'38.410	240,0	15:30'31.305
10	27.560	22.800	27.101	21.985	1'39.446	241,1	15:32'09.530	10	27.014	22.672	27.022	22.253	1'38.961	242,2	15:32'10.266
11	26.934	22.962	27.271	22.164	1'39.331	238,9	15:33'48.861	11	27.062	22.800	27.029	22.055	1'38.946	242,7	15:33'49.212
12	26.999	22.684	27.051	21.961	1'38.695	237,9	15:35'27.556	12	27.306	22.723	26.966	22.280	1'39.275	242,2	15:35'28.487
13	27.049	22.665	27.047	22.057	1'38.818	236,3	15:37'06.374	13	27.237	23.053	27.206	22.009	1'39.505	240,0	15:37'07.992
14	27.020	22.628	26.983	22.008	1'38.639	238,9	15:38'45.013	14	27.227	22.857	27.152	22.267	1'39.503	239,5	15:38'47.495
15	27.230	22.765	27.125	22.263	1'39.383	240,0	15:40'24.396	15	28.172	22.921	27.202	22.196	1'40.491	242,2	15:40'27.986
16	27.246	22.918	26.976	21.941	1'39.081	238,9	15:42'03.477	16	27.154	22.772	26.998	22.039	1'38.963	242,2	15:42'06.949
17	27.048	22.678	27.044	21.949	1'38.719	238,4	15:43'42.196	17	27.174	22.794	27.063	22.142	1'39.173	242,7	15:43'46.122
18	27.776	22.735	27.363	22.066	1'39.940	240,5	15:45'22.136	18	27.258	22.774	27.167	22.260	1'39.459	241,1	15:45'25.581
Race Time 29'49.342								Race Time 29'52.787							

14/06/2026 P = Pits In/Out - C = Lap Time Cancelled

These data/results cannot be reproduced, stored and/or transmitted in whole or in part by any manner of electronic, mechanical, photocopying, recording, broadcasting or otherwise now known or herein after developed without the previous express consent by the copyright owner, except for reproduction in daily press and regular printed publications on sale to the public within 60 days of the event related to those data/results and always provided that copyright symbol appears together as follows below.

© DORNA WSBK ORGANIZATION Srl 2026



Pirelli Emilia-Romagna Round, 12-14 June 2026
Chronological Analysis Race 2

Misano Circuit Sic 58 4.226 m

Start at 15:15'32.794

5 / 6

25° 50 O. VOSTATEK [1'38.377]								28° 31 Y. OKAMOTO [1'39.188]							
Lap	Seg1	Seg2	Seg3	Seg4	Lap Time	km/h	Local Time	Lap	Seg1	Seg2	Seg3	Seg4	Lap Time	km/h	Local Time
1		23.611	27.649	22.171	1'49.462	243,8	15:17'22.256	1		23.650	27.663	22.344	1'49.341	242,2	15:17'22.135
2	27.368	22.904	27.014	22.151	1'39.437	244,3	15:19'01.693	2	27.282	22.965	26.888	22.303	1'39.438	241,6	15:19'01.573
3	27.285	23.040	27.081	21.990	1'39.396	244,3	15:20'41.089	3	27.238	22.988	27.082	22.109	1'39.417	241,1	15:20'40.990
4	27.146	22.787	26.911	21.803	1'38.647	242,2	15:22'19.736	4	27.082	23.092	27.100	22.132	1'39.406	240,5	15:22'20.396
5	26.987	22.683	26.890	21.817	1'38.377	243,2	15:23'58.113	5	27.105	22.981	27.362	22.115	1'39.563	240,5	15:23'59.959
6	27.030	22.783	26.913	21.893	1'38.619	243,8	15:25'36.732	6	27.194	22.912	26.979	22.136	1'39.221	238,9	15:25'39.180
7	27.028	22.862	26.992	21.915	1'38.797	244,3	15:27'15.529	7	27.213	22.989	27.058	22.117	1'39.377	237,9	15:27'18.557
8	27.130	22.670	26.963	21.977	1'38.740	243,2	15:28'54.269	8	27.230	22.861	27.090	22.010	1'39.191	237,9	15:28'57.748
9	27.082	22.696	26.999	22.067	1'38.844	244,3	15:30'33.113	9	27.149	22.918	27.076	22.117	1'39.260	237,4	15:30'37.008
10	27.301	22.666	26.978	21.958	1'38.903	243,8	15:32'12.016	10	27.183	22.877	27.112	22.173	1'39.345	236,3	15:32'16.353
11	27.435	22.822	26.927	21.955	1'39.139	243,8	15:33'51.155	11	27.204	22.962	27.002	22.254	1'39.422	237,9	15:33'55.775
12	27.089	22.880	26.921	21.852	1'38.742	242,7	15:35'29.897	12	27.227	22.904	27.094	22.093	1'39.318	237,9	15:35'35.093
13	27.180	22.897	27.180	21.982	1'39.239	244,9	15:37'09.136	13	27.294	23.121	27.131	22.047	1'39.593	235,3	15:37'14.686
14	27.204	22.716	27.037	21.996	1'38.953	244,9	15:38'48.089	14	27.452	23.239	27.231	22.197	1'40.119	237,9	15:38'54.805
15	27.747	22.865	27.288	22.099	1'39.999	246,0	15:40'28.088	15	27.454	23.109	27.250	22.242	1'40.055	240,0	15:40'34.860
16	27.373	22.617	27.006	21.918	1'38.914	244,3	15:42'07.002	16	27.821	23.078	27.080	22.218	1'40.197	237,9	15:42'15.057
17	27.265	22.755	27.096	22.137	1'39.253	246,0	15:43'46.255	17	27.371	22.884	27.107	22.121	1'39.483	236,8	15:43'54.540
18	27.279	22.739	27.219	22.132	1'39.369	245,5	15:45'25.624	18	27.264	22.873	27.013	22.038	1'39.188	238,4	15:45'33.728
Race Time 29'52.830								Race Time 30'00.934							

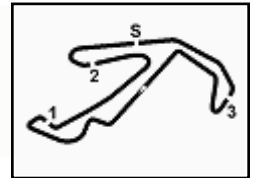
26° 88 A. GIOMBINI [1'38.440]								29° 20 X. CARDELUS [1'39.008]							
Lap	Seg1	Seg2	Seg3	Seg4	Lap Time	km/h	Local Time	Lap	Seg1	Seg2	Seg3	Seg4	Lap Time	km/h	Local Time
1		23.672	27.552	22.239	1'49.674	245,5	15:17'22.468	1		23.746	27.784	22.522	1'50.435	244,3	15:17'23.229
2	27.323	22.923	26.860	22.433	1'39.539	246,0	15:19'02.007	2	27.387	22.876	27.018	22.161	1'39.442	243,2	15:19'02.671
3	27.111	23.038	27.068	22.113	1'39.330	244,9	15:20'41.337	3	27.084	23.450	26.907	22.008	1'39.449	242,7	15:20'42.120
4	27.037	22.971	27.030	22.348	1'39.386	243,2	15:22'20.723	4	27.364	22.854	26.997	22.085	1'39.300	239,5	15:22'21.420
5	26.966	22.889	26.989	22.101	1'38.945	240,5	15:23'59.668	5	27.206	22.909	27.172	22.092	1'39.379	241,1	15:24'00.799
6	26.866	22.689	26.863	22.022	1'38.440	242,7	15:25'38.108	6	27.106	22.911	26.891	22.100	1'39.008	238,9	15:25'39.807
7	26.837	22.871	27.003	22.071	1'38.782	238,9	15:27'16.890	7	27.098	22.813	26.935	22.168	1'39.014	237,4	15:27'18.821
8	26.883	22.701	26.914	22.204	1'38.702	243,2	15:28'55.592	8	27.157	22.912	27.060	22.211	1'39.340	238,4	15:28'58.161
9	26.968	22.707	26.819	22.202	1'38.696	239,5	15:30'34.288	9	27.183	22.894	27.008	22.174	1'39.259	236,3	15:30'37.420
10	27.091	22.742	26.887	22.172	1'38.892	242,7	15:32'13.180	10	27.248	22.998	27.084	22.290	1'39.620	235,3	15:32'17.040
11	26.986	22.710	26.976	22.169	1'38.841	246,6	15:33'52.021	11	27.201	23.064	27.157	22.273	1'39.695	236,5	15:33'56.735
12	27.118	22.700	27.195	22.071	1'39.084	243,8	15:35'31.105	12	27.330	23.008	27.232	22.325	1'39.895	236,8	15:35'36.630
13	27.438	22.598	26.929	22.174	1'39.139	238,9	15:37'10.244	13	27.501	22.982	27.244	22.462	1'40.189	234,8	15:37'16.819
14	27.109	22.670	26.911	22.106	1'38.796	241,6	15:38'49.040	14	27.580	23.193	27.558	22.455	1'40.786	235,8	15:38'57.605
15	27.214	22.721	27.128	22.151	1'39.214	246,0	15:40'28.254	15	27.597	23.197	27.689	22.609	1'41.092	234,8	15:40'38.697
16	27.412	22.608	26.946	22.085	1'39.051	246,0	15:42'07.305	16	27.616	23.119	27.445	22.569	1'40.749	234,8	15:42'19.446
17	27.241	22.676	27.070	22.183	1'39.170	244,9	15:43'46.475	17	27.534	23.190	27.768	22.530	1'41.022	233,3	15:44'00.468
18	27.202	22.790	27.190	22.151	1'39.333	245,5	15:45'25.808	18	27.730	23.276	27.601	22.636	1'41.243	231,8	15:45'41.711
Race Time 29'53.014								Race Time 30'08.917							

27° 91 B. JIMENEZ [1'38.473]								30° 19 A. KOFLER [1'39.391]							
Lap	Seg1	Seg2	Seg3	Seg4	Lap Time	km/h	Local Time	Lap	Seg1	Seg2	Seg3	Seg4	Lap Time	km/h	Local Time
1		23.404	27.434	22.205	1'48.446	244,3	15:17'21.240	1		23.928	27.721	22.612	1'50.359	241,6	15:17'23.153
2	27.297	23.014	27.161	22.005	1'39.477	244,9	15:19'00.717	2	27.853	23.192	27.256	22.263	1'40.564	237,9	15:19'03.717
3	27.191	22.752	27.140	22.021	1'39.104	246,6	15:20'39.821	3	27.391	22.879	27.210	22.158	1'39.638	238,9	15:20'43.355
4	27.033	22.731	26.928	21.956	1'38.648	244,9	15:22'18.469	4	27.330	22.936	27.201	22.424	1'39.891	237,9	15:22'23.246
5	27.050	22.752	27.091	21.957	1'38.850	244,3	15:23'57.319	5	27.334	22.811	27.168	22.078	1'39.391	236,3	15:24'02.637
6	27.035	22.669	26.799	21.970	1'38.473	245,5	15:25'35.792	6	27.328	23.004	27.630	22.184	1'40.146	236,8	15:25'42.783
7	27.001	22.783	27.039	22.120	1'38.943	243,8	15:27'14.735	7	27.557	22.927	27.476	22.328	1'40.288	235,3	15:27'23.071
8	26.995	22.709	27.152	21.972	1'38.828	243,8	15:28'53.563	8	27.335	22.854	27.184	22.371	1'39.744	236,8	15:29'02.815
9	27.087	22.641	27.022	22.538	1'39.288	243,8	15:30'32.851	9	27.328	22.799	27.422	22.508	1'40.057	233,8	15:30'42.872
10	27.041	22.662	27.070	22.064	1'38.837	243,2	15:32'11.688	10	27.435	22.826	27.368	22.459	1'40.088	234,8	15:32'22.960
11	28.037	22.853	27.141	22.168	1'40.199	244,3	15:33'51.887	11	27.416	22.921	27.314	22.283	1'39.934	235,3	15:34'02.894
12	27.110	22.676	27.254	22.036	1'39.076	243,8	15:35'30.963	12	27.441	22.872	27.346	22.286	1'39.945	234,8	15:35'42.839
13	27.398	23.090	27.192	22.188	1'39.868	242,7	15:37'10.831	13	27.509	23.020	27.349	22.274	1'40.152	233,8	15:37'22.991
14	27.197	22.850	27.213	22.190	1'39.450	243,8	15:38'50.281	14	27.530	22.826	27.606	22.313	1'40.275	235,8	15:39'03.266
15	27.264	22.807	27.327	22.142	1'39.540	244,9	15:40'29.821	15	27.571	23.022	27.283	22.535	1'40.411	237,4	15:40'43.677
16	27.334	22.691	27.273	22.127	1'39.425	244,3	15:42'09.246	16	27.471	22.934	27.267	22.328	1'40.000	236,3	15:42'23.677
17	27.338	22.699	27.579	22.345	1'39.961	242,2	15:43'49.207	17	27.675	22.784	27.412	22.330	1'40.201	234,8	15:44'03.878
18	27.503	22.888	27.709	22.464	1'40.564	241,6	15:45'29.771	18	27.427	22.770	27.257	22.370	1'39.824	235,8	15:45'43.702
Race Time 29'56.977								Race Time 30'10.908							

14/06/2026 P = Pits In/Out - C = Lap Time Cancelled

These data/results cannot be reproduced, stored and/or transmitted in whole or in part by any manner of electronic, mechanical, photocopying, recording, broadcasting or otherwise now known or herein after developed without the previous express consent by the copyright owner, except for reproduction in daily press and regular printed publications on sale to the public within 60 days of the event related to those data/results and always provided that copyright symbol appears together as follows below.

© DORNA WSBK ORGANIZATION Srl 2026



Pirelli Emilia-Romagna Round, 12-14 June 2026
Chronological Analysis Race 2

Start at 15:15'32.794

31° 22 A. CARRASCO [1'39.868]							
Lap	Seg.1	Seg.2	Seg.3	Seg.4	Lap Time	km/h	Local Time
1		23.776	27.677	22.701	1'50.756	240,5	15:17'23.550
2	27.674	23.291	27.182	22.289	1'40.436	240,0	15:19'03.986
3	27.389	23.041	27.179	22.259	1'39.868	240,0	15:20'43.854
4	27.432	23.136	27.187	22.492	1'40.247	237,9	15:22'24.101
5	27.443	23.134	27.314	22.437	1'40.328	236,8	15:24'04.429
6	27.444	23.161	27.313	22.392	1'40.310	237,9	15:25'44.739
7	27.542	23.216	27.375	22.363	1'40.496	235,3	15:27'25.235
8	27.458	23.157	27.440	22.388	1'40.443	235,8	15:29'05.678
9	27.413	23.172	27.396	22.360	1'40.341	235,8	15:30'46.019
10	27.471	23.130	27.379	22.394	1'40.374	234,8	15:32'26.393
11	27.518	23.114	27.442	22.440	1'40.514	235,8	15:34'06.907
12	27.659	23.147	27.577	22.392	1'40.775	236,3	15:35'47.682
13	27.551	23.158	27.418	22.472	1'40.599	234,8	15:37'28.281
14	27.609	23.176	27.517	22.467	1'40.769	235,8	15:39'09.050
15	27.581	23.205	27.420	22.451	1'40.657	237,9	15:40'49.707
16	27.504	23.198	27.486	22.463	1'40.651	236,3	15:42'30.358
17	27.528	23.136	27.438	22.452	1'40.554	236,3	15:44'10.912
18	27.513	23.296	27.511	22.436	1'40.756	236,8	15:45'51.668
Race Time 30'18.874							

RET 25 O. KONIG [1'39.168]							
Lap	Seg.1	Seg.2	Seg.3	Seg.4	Lap Time	km/h	Local Time
1		23.675	28.009	22.407	1'49.970	241,1	15:17'22.764
2	27.276	23.284	26.944	22.337	1'39.841	239,5	15:19'02.605
3	27.384	23.010	26.885	22.154	1'39.433	239,5	15:20'42.038
4	27.096	22.970	26.896	22.337	1'39.299	241,1	15:22'21.337
5	27.046	22.988	27.175	22.195	1'39.404	238,9	15:24'00.741
6	27.474	22.947	26.990	22.094	1'39.505	240,5	15:25'40.246
7	27.162	22.875	27.042	22.089	1'39.168	240,0	15:27'19.414
8	27.160	26.282	27.297	35.925	1'56.664P	237,4	15:29'16.078
Race Time 13'43.284							

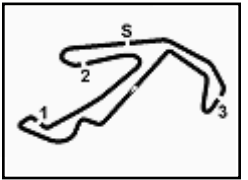
RET 21 K. ZANNONI [1'39.623]							
Lap	Seg.1	Seg.2	Seg.3	Seg.4	Lap Time	km/h	Local Time
1		23.369	27.589	22.292	1'47.743	241,1	15:17'20.537
2	27.415	22.863	27.134	22.211	1'39.623	240,0	15:19'00.160
3	27.199	22.910	27.661	22.100	1'39.870	241,6	15:20'40.030
4	27.112	23.483	28.932	23.689	1'43.216C	238,4	15:22'23.246
5	27.828	25.711	28.107	5'26.400	6'48.046P	232,3	15:29'11.292
Race Time 13'38.498							

RET 44 H. GARZO							
Lap	Seg.1	Seg.2	Seg.3	Seg.4	Lap Time	km/h	Local Time
1		23.212	27.529	22.111	1'48.041	243,2	15:17'20.835
Race Time 1'48.041							

14/06/2026 P = Pits In/Out - C = Lap Time Cancelled

These data/results cannot be reproduced, stored and/or transmitted in whole or in part by any manner of electronic, mechanical, photocopying, recording, broadcasting or otherwise now known or herein after developed without the previous express consent by the copyright owner, except for reproduction in daily press and regular printed publications on sale to the public within 60 days of the event related to those data/results and always provided that copyright symbol appears together as follows below.

© DORNA WSBK ORGANIZATION Srl 2026



Pirelli Emilia-Romagna Round, 12-14 June 2026
Best Laps & Speeds

Misano Circuit Sic 58 4.226 m

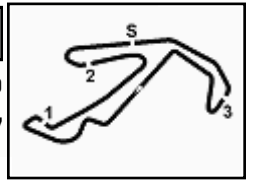
1 / 2

No.	Rider Bike	Nat	Best Lap		FP		SP		WUP1		RC1		WUP2		RC2	
			LL	SPD	LL	SPD	LL	SPD	LL	SPD	LL	SPD	LL	SPD	LL	SPD
1	61 C. ONCU Yamaha YZF-R9	TUR	1'36.755	82 246,0	1'37.446	18 235,3	1'36.755	17 235,8	1'37.134	5 238,9	1'37.572	18 237,4	1'37.332	6 236,3	1'37.773	18 246,0
2	75 A. ARENAS Yamaha YZF-R9	ESP	1'36.855	76 241,6	1'37.434	15 240,0	1'36.855	15 237,9	1'37.059	5 237,4	1'37.305	18 238,4	1'37.448	5 236,8	1'37.563	18 241,6
3	53 V. DEBISE ZXMOTO 820RR	FRA	1'36.869	80 244,9	1'37.862	16 237,9	1'36.869	17 238,9	1'37.269	5 241,6	1'37.216	18 237,9	1'37.278	6 241,1	1'37.897	18 244,9
4	65 P. OETTL Ducati Panigale V2	GER	1'37.022	78 248,8	1'37.390	20 240,5	1'37.022	18 243,8	1'37.135	6 238,4	1'37.540	12 242,2	1'37.509	4 236,3	1'37.715	18 248,8
5	11 M. FERRARI Ducati Panigale V2	ITA	1'37.049	65 246,0	1'37.860	16 241,1	1'37.049	18 240,5	1'37.535	6 237,4		1 239,5	1'37.706	6 239,5	1'37.843	18 246,0
6	16 A. ZACCONE Ducati Panigale V2	ITA	1'37.104	81 242,2	1'37.502	17 237,9	1'37.104	17 238,9	1'37.121	5 238,9	1'37.557	18 237,4	1'37.147	6 238,9	1'38.034	18 242,2
7	69 T. BOOTH-AMOS Triumph Street Triple 765 RS	GBR	1'37.114	77 245,5	1'37.505	16 241,1	1'37.114	15 238,9	1'37.497	5 242,2	1'37.391	18 242,7	1'38.469	5 242,2	1'37.636	18 245,5
8	32 D. BAYLISS Triumph Street Triple 765 RS	AUS	1'37.119	81 247,1	1'38.122	17 240,5	1'37.119	17 244,3	1'37.858	5 244,3	1'37.576	18 246,6	1'37.212	6 246,6	1'37.994	18 247,1
9	40 M. CASADEI Ducati Panigale V2	ITA	1'37.131	79 243,8	1'37.865	16 242,7	1'37.131	16 238,4	1'37.441	6 241,6	1'37.521	18 240,5	1'37.811	5 238,4	1'37.850	18 243,8
10	5 J. MASIA Ducati Panigale V2	ESP	1'37.169	75 244,3	1'37.470	16 237,9	1'37.169	16 244,3	1'37.570	6 239,5	1'37.411	17 242,2		2 236,3	1'37.819	18 244,3
11	7 F. FARIOLI Yamaha YZF-R9	ITA	1'37.202	82 243,2	1'37.684	20 241,1	1'37.202	19 238,9	1'37.470	5 239,5	1'37.742	13 238,9	1'37.423	7 240,5	1'37.925	18 243,2
12	43 S. JESPERSEN Ducati Panigale V2	DEN	1'37.206	81 243,2	1'37.242	19 238,9	1'37.206	17 234,3	1'37.537	6 237,4	1'37.841	18 237,4	1'38.422	3 241,1	1'37.921	18 243,2
13	64 F. CARICASULO ZXMOTO 820RR	ITA	1'37.231	79 241,6	1'37.843	16 240,5	1'37.231	16 237,9	1'37.619	5 238,4	1'37.788	18 241,1	1'37.711	6 238,9	1'38.404	18 241,6
14	37 R. GARCIA Yamaha YZF-R9	ESP	1'37.345	79 246,0	1'37.762	18 235,8	1'37.363	17 240,0	1'38.406	2 241,6	1'37.708	18 241,6	1'37.345	6 242,2	1'37.785	18 246,0
15	70 J. WHATLEY Ducati Panigale V2	GBR	1'37.382	86 245,5	1'38.783	18 236,3	1'37.382	20 237,9	1'37.768	6 237,9	1'37.897	18 240,5	1'37.473	6 240,0	1'38.266	18 245,5
16	57 A. MAHENDRA Yamaha YZF-R9	INA	1'37.396	80 243,8	1'38.023	16 238,4	1'37.396	17 236,3	1'37.538	5 241,6	1'37.558	18 242,2	1'37.684	6 241,1	1'37.518	18 243,8
17	94 L. MAHIAS Yamaha YZF-R9	FRA	1'37.426	71 242,7	1'37.792	16 235,8	1'37.426	13 234,8	1'37.651	5 238,9	1'37.979	14 236,3	1'37.641	5 237,9	1'38.012	18 242,7
18	77 D. AEGERTER Kawasaki ZX-6R 636	SUI	1'37.433	82 245,5	1'38.044	17 240,0	1'37.433	18 237,9	1'38.303	5 239,5	1'37.988	18 243,2	1'37.928	6 240,5	1'37.942	18 245,5
19	52 J. ALCOBA Kawasaki ZX-6R 636	ESP	1'37.648	79 246,6	1'38.370	16 240,0	1'37.648	16 236,3	1'38.107	5 240,5	1'38.061	18 241,1	1'38.034	6 243,8	1'37.793	18 246,6
20	21 K. ZANNONI Ducati Panigale V2	ITA	1'37.701	70 241,6	1'37.854	17 239,5	1'37.701	17 236,8	1'38.071	6 238,4	1'38.312	18 238,4	1'38.497	7 237,9	1'39.623	5 241,6
21	44 H. GARZO Ducati Panigale V2	ESP	1'37.756	60 243,2	1'39.354	17 241,1	1'37.756	13 239,5	1'38.448	6 238,9	1'38.787	18 241,6	1'39.525	5 241,6		1 243,2
22	3 R. DE ROSA QJMOTOR SRK 800 RS	ITA	1'37.796	80 246,6	1'38.971	16 235,8	1'37.796	17 236,3	1'38.158	5 239,5	1'38.286	18 238,4	1'38.212	6 241,6	1'38.244	18 246,6
23	6 C. PEROLARI Honda CBR600RR	FRA	1'37.875	72 242,7	1'38.519	14 235,8	1'37.879	11 238,9	1'37.875	5 240,0	1'38.380	18 238,9	1'38.094	6 242,2	1'38.410	18 242,7
24	50 O. VOSTATEK Triumph Street Triple 765 RS	CZE	1'37.887	81 246,0	1'38.648	17 238,4	1'38.180	18 238,4	1'37.887	5 239,5	1'38.474	18 241,1	1'38.505	5 240,5	1'38.377	18 246,0
25	24 M. RAMIREZ QJMOTOR SRK 800 RS	ESP	1'38.071	77 244,9	1'38.822	17 237,9	1'38.071	17 236,3	1'38.405	5 239,5	1'38.344	17 240,5	1'38.906	3 242,2	1'38.557	18 244,9

14/06/2026

These data/results cannot be reproduced, stored and/or transmitted in whole or in part by any manner of electronic, mechanical, photocopying, recording, broadcasting or otherwise now known or herein after developed without the previous express consent by the copyright owner, except for reproduction in daily press and regular printed publications on sale to the public within 60 days of the event related to those data/results and always provided that copyright symbol appears together as follows below.

© DORNA WSBK ORGANIZATION Srl 2026



Pirelli Emilia-Romagna Round, 12-14 June 2026
Best Laps & Speeds

Misano Circuit Sic 58 4.226 m

2 / 2

No.	Rider Bike	Nat	Best Lap		FP		SP		WUP1		RC1		WUP2		RC2	
			LL	SPD	LL	SPD	LL	SPD	LL	SPD	LL	SPD	LL	SPD	LL	SPD
26	88 A. GIOMBINI MV Agusta F3 800 RR	ITA	1'38.117 80 246,6		1'39.246 17 238,9		1'38.505 17 240,5		1'38.117 5 239,5		1'38.918 18 241,1		1'39.110 5 243,8		1'38.440 18 246,6	
27	91 B. JIMENEZ Ducati Panigale V2	ESP	1'38.256 81 246,6		1'39.458 17 239,5		1'38.414 19 243,8		1'38.554 6 242,2		1'38.973 16 242,7		1'38.256 5 240,5		1'38.473 18 246,6	
28	10 L. TACCINI Ducati Panigale V2	ITA	1'38.432 78 243,8		1'38.902 14 237,4		1'38.432 17 238,4		1'38.603 5 240,0		1'38.649 18 241,6		1'38.685 6 240,5		1'38.591 18 243,8	
29	19 A. KOFLER Yamaha YZF-R9	AUT	1'38.446 78 241,6		1'39.821 19 237,9		1'38.446 16 234,8		1'38.601 6 238,9		1'39.360 13 237,4		1'38.494 6 237,4		1'39.391 18 241,6	
30	20 X. CARDELUS Yamaha YZF-R9	AND	1'38.449 76 244,3		1'39.220 13 236,8		1'38.961 17 233,3		1'38.449 6 240,0		1'39.034 16 236,3		1'38.952 6 238,4		1'39.008 18 244,3	
31	31 Y. OKAMOTO Yamaha YZF-R9	JPN	1'38.536 84 242,7		1'39.804 17 238,9		1'38.863 20 233,3		1'38.536 5 240,0		1'38.681 18 236,8		1'38.974 6 242,7		1'39.188 18 242,2	
32	73 J. CRETARO MV Agusta F3 800 RR	ITA	1'38.602 81 244,3		1'39.675 17 239,5		1'38.641 18 238,4		1'38.770 4 236,8		1'38.920 18 241,1		1'38.637 6 241,6		1'38.602 18 244,3	
33	25 D. KONIG Triumph Street Triple 765 RS	CZE	1'38.809 63 241,1		1'39.046 18 238,4		1'39.224 8 235,3		1'39.346 5 235,8		1'39.108 18 239,5		1'38.809 6 239,5		1'39.168 8 241,1	
34	22 A. CARRASCO Honda CBR600RR	ESP	1'39.868 81 240,5		1'40.406 18 234,3		1'39.889 17 234,8		1'40.870 4 235,8		1'40.094 18 234,8		1'39.920 6 237,9		1'39.868 18 240,5	

14/06/2026

These data/results cannot be reproduced, stored and/or transmitted in whole or in part by any manner of electronic, mechanical, photocopying, recording, broadcasting or otherwise now known or herein after developed without the previous express consent by the copyright owner, except for reproduction in daily press and regular printed publications on sale to the public within 60 days of the event related to those data/results and always provided that copyright symbol appears together as follows below.

© DORNA WSBK ORGANIZATION Srl 2026

Pirelli Emilia-Romagna Round, 12-14 June 2026

Fastest Laps Race 2

Misano Circuit Sic 58 4.226 m

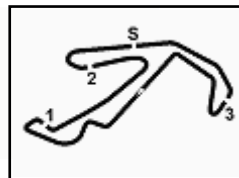
No.	Rider	Nat	Team	Bike	Class	Lap	Time	Gap
1	57 A. MAHENDRA	INA	AS BLU CRU Racing Team	Yamaha YZF-R9		5	1'37.518	
2	75 A. ARENAS	ESP	AS BLU CRU Racing Team	Yamaha YZF-R9		6	1'37.563	0.045
3	69 T. BOOTH-AMOS	GBR	PTR Triumph Factory Racing	Triumph Street Triple 765 RS		5	1'37.636	0.118
4	65 P. OETTL	GER	Feel Racing WorldSSP Team	Ducati Panigale V2		3	1'37.715	0.197
5	61 C. ONCU	TUR	Pata Yamaha Ten Kate Racing	Yamaha YZF-R9		3	1'37.773	0.255
6	37 R. GARCIA	ESP	GMT94 Yamaha	Yamaha YZF-R9		7	1'37.785	0.267
7	52 J. ALCOBA	ESP	Kawasaki WorldSSP Team	Kawasaki ZX-6R 636		14	1'37.793	0.275
8	5 J. MASIA	ESP	Orelac Racing Verdnatura	Ducati Panigale V2		3	1'37.819	0.301
9	11 M. FERRARI	ITA	WRP Racing	Ducati Panigale V2		3	1'37.843	0.325
10	40 M. CASADEI	ITA	D34G WorldSSP Racing Team	Ducati Panigale V2		2	1'37.850	0.332
11	53 V. DEBISE	FRA	EASTROC ZXMTOTO Evan Bros Factory	ZXMTOTO 820RR		3	1'37.897	0.379
12	43 S. JESPERSEN	DEN	EAB Racing Team	Ducati Panigale V2		8	1'37.921	0.403
13	7 F. FARIOLI	ITA	VFT Racing Yamaha	Yamaha YZF-R9		3	1'37.925	0.407
14	77 D. AEGERTER	SUI	Kawasaki WorldSSP Team	Kawasaki ZX-6R 636		8	1'37.942	0.424
15	32 O. BAYLISS	AUS	PTR Triumph Factory Racing	Triumph Street Triple 765 RS		10	1'37.994	0.476
16	94 L. MAHIAS	FRA	GMT94 Yamaha	Yamaha YZF-R9		10	1'38.012	0.494
17	16 A. ZACCONE	ITA	Ecosantagata Althea Racing Team	Ducati Panigale V2		3	1'38.034	0.516
18	3 R. DE ROSA	ITA	QJMOTOR Factory Racing	QJMOTOR SRK 800 RS	*	9	1'38.244	0.726
19	70 J. WHATLEY	GBR	Orelac Racing Verdnatura	Ducati Panigale V2		9	1'38.266	0.748
20	50 O. VOSTATEK	CZE	Compos Racing Team	Triumph Street Triple 765 RS		5	1'38.377	0.859
21	64 F. CARICASULO	ITA	EASTROC ZXMTOTO Evan Bros Factory	ZXMTOTO 820RR		9	1'38.404	0.886
22	6 C. PEROLARI	FRA	Honda Racing World Supersport	Honda CBR600RR	*	9	1'38.410	0.892
23	88 A. GIOMBINI	ITA	Motozoo by Madforce Dubai	MV Agusta F3 800 RR		6	1'38.440	0.922
24	91 B. JIMENEZ	ESP	WRP Racing	Ducati Panigale V2		6	1'38.473	0.955
25	24 M. RAMIREZ	ESP	QJMOTOR Factory Racing	QJMOTOR SRK 800 RS	*	6	1'38.557	1.039
26	10 L. TACCINI	ITA	Ecosantagata Althea Racing Team	Ducati Panigale V2		9	1'38.591	1.073
27	73 J. CRETARO	ITA	Flembo by Racing Development	MV Agusta F3 800 RR		6	1'38.602	1.084
28	20 X. CARDELUS	AND	Cerba Yamaha Racing Team	Yamaha YZF-R9		6	1'39.008	1.490
29	25 O. KONIG	CZE	Compos Racing Team	Triumph Street Triple 765 RS		7	1'39.168	1.650
30	31 Y. OKAMOTO	JPN	Pata Yamaha Ten Kate Racing	Yamaha YZF-R9		18	1'39.188	1.670
31	19 A. KOFLER	AUT	Motorsport Kofler	Yamaha YZF-R9	*	5	1'39.391	1.873
32	21 K. ZANNONI	ITA	Broncos Racing Team	Ducati Panigale V2		2	1'39.623	2.105
33	22 A. CARRASCO	ESP	Honda Racing World Supersport	Honda CBR600RR	*	3	1'39.868	2.350

* WorldSSP Challenge

14/06/2026

These data/results cannot be reproduced, stored and/or transmitted in whole or in part by any manner of electronic, mechanical, photocopying, recording, broadcasting or otherwise now known or herein after developed without the previous express consent by the copyright owner, except for reproduction in daily press and regular printed publications on sale to the public within 60 days of the event related to those data/results and always provided that copyright symbol appears together as follows below.

© DORNA WSBK ORGANIZATION Srl 2026

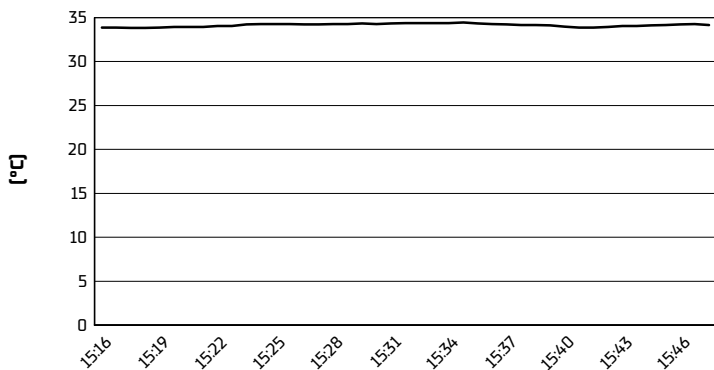


Pirelli Emilia-Romagna Round, 12-14 June 2026

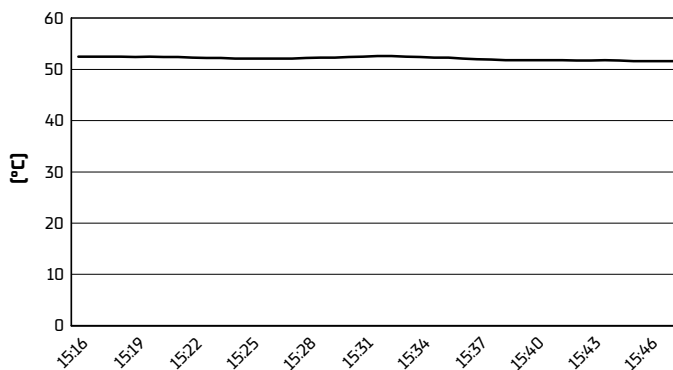
Weather Report Race 2

Session started 15:16 - Session ended 15:48

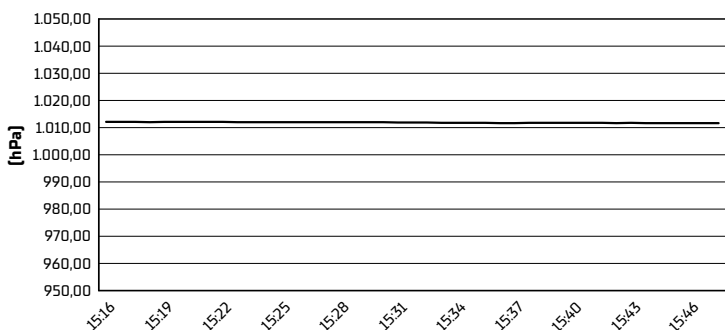
Air Temperature



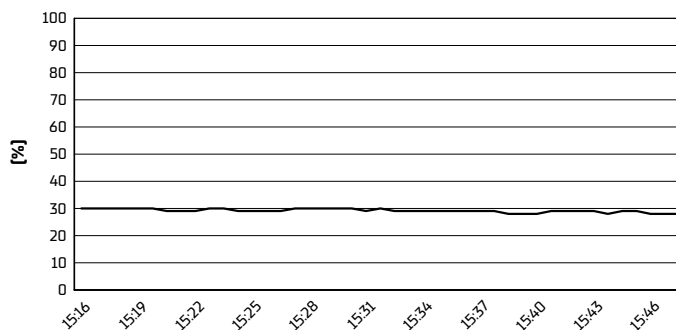
Track Temperature



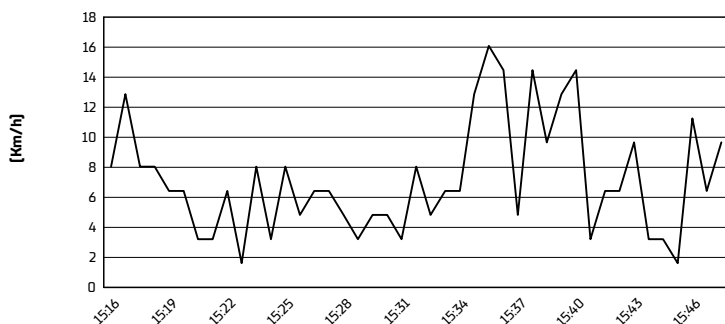
Air Pressure



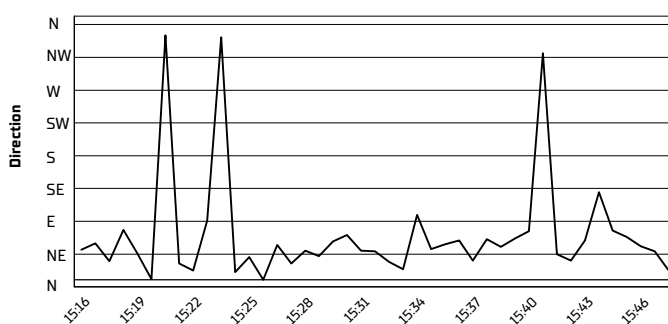
Humidity



Wind Speed



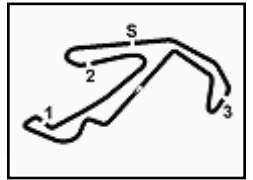
Wind Direction



14/06/2026

These data/results cannot be reproduced, stored and/or transmitted in whole or in part by any manner of electronic, mechanical, photocopying, recording, broadcasting or otherwise now known or herein after developed without the previous express consent by the copyright owner, except for reproduction in daily press and regular printed publications on sale to the public within 60 days of the event related to those data/results and always provided that copyright symbol appears together as follows below.

© DORNA WSBK ORGANIZATION Srl 2026



Pirelli Emilia-Romagna Round, 12-14 June 2026
Riders Performance

Misano Circuit Sic 58 4.226 m

	Points	Points From First	Points From Previous	February 22 PHILLIP ISLAND		March 29 PORTIMAO		April 19 ASSEN		May 3 BALATON		May 17 MOST		May 31 ARAGON		June 14 MISANO		July 12 DONINGTON		September 6 MAGNY-COURS		September 27 CREMONA		October 11 ESTORIL		October 18 JEREZ				
				SP	1 2	SP	1 2	SP	1 2	SP	1 2	SP	1 2	SP	1 2	SP	1 2	SP	1 2	SP	1 2	SP	1 2	SP	1 2	SP	1 2	SP	1 2	SP
1	ARENAS	251		7	4 1	4	5 3	3	2 2	1	2 1	4	3 Rt	1	2 2	2	2 1													
2	DEBISE	195	56	3	25 24	2	1 1	2	4 7	6	1 Rt	3	1 1	2	8 8	3	1 9													
3	MASIA	179	72	16	1 1 10	6	2 2	9	1 6	26	Rt 5	12	4 Rt	7	5 1	10	Rt 4													
4	ONCU	159	92	20	4	5 5	1	25 8	5	10 3	2	3 2	1	2 2	4	12 11	1	3 10												
5	OETTL	122	129	37	6	2 11	5	6 6	8	7 1	10	6 Nc	16	9 7	13	10 6	4	Nc 15												
6	BOOTH-AMOS	115	136	7	5	Rt 15	11	12 12	4	3 4	25	7 6	7	26 16	5	3 7	7	4 2												
7	FERRARI	110	141	5	8	6 3	17	17 15	12	14 13	3	5 4	13	7 5	9	7 3	5	Rt 7												
8	ZACCONE	109	142	1	22	8 7	10	8 10	6	8 5	11	Rt 13	19	11 6	6	1 13	6	5 14												
9	ALCOBA	100	151	9	19	10 9	13	10 7	14	9 8	8	4 7	11	13 8	22	11 10	19	14 5												
10	MAHENDRA	95	156	5	13	2	25	23 Rt	22	15 14	14	9 8	8	31 4	8	6 5	16	12 3												
11	GARCIA	93	158	2	11	9 6	8	4 5	15	Rt Nc	7	Rt 3	6	Rt Rt	3	4 4	14	10 12												
12	MAHIAS	78	173	15	13	24 8	3	3 4	1	5 10	15	11 10	2	5 Nc	19	14 Rt	17	27 17												
13	JESPERSEN	64	187	14	16	12 16	14	13 14	10	11 11	4	8 9	9	10 Rt	12	9 12	12	8 11												
14	BAYLISS	62	189	2	2	3 12	18	Rt Rt	19	18 Rt	13	26	5	6 3	10	Rt 9	8	7 16												
15	CASADEI	49	202	13	10	Rt 27	20	16 11	7	13 9	16	10 11	22	14	11	15 16	9	6 6												
16	FARIOLI	41	210	8	21	15 13	22	14 16	16	12 12	5	Rt Rt	15	8 9	16	13 15	11	Rt 8												
17	AEGERTER	31	220	10	23	23 Rt	16	11 18	11	6 15	19	12 15	20	18 12	21	17 18	18	13 13												
18	CARICASULO	27	224	4	18	14 19	9	9 17	20	Rt 16	9	15 16	10	12 10	15	29 19	13	9 21												
19	WHATLEY	26	225	1	12	11 17	12	15 13	24	Rt 23	12	14 14	21	15 11	14	16 14	15	11 19												
20	VOSTATEK	18	233	8	9	7 25	15	18 19	18	16 18	17	13 12	14	14 28	18	19 20	25	18 25												
21	PEROLARI	17	234	1			7	7 9			18	19 17	23	16 15	25	18 23	23	17 24												
22	GIOMBINI	13	238	4	26	21 4	30	29 26	34	28 30	29	22 24	29	28 26	27	26 Rt	29	21 26												
23	OKAMOTO	3	248	10	24	17 22	24	22 21	21	19 27	28	24 26	26	19 13	26	24 26	31	20 28												
24	CARDELUS	2	249	1	17	16 14	19	19 20	30	Rt 26	24	Rt 23	28	23 23	28	25 28	32	26 29												
25	ZANNONI	1	250	1													20	15 Rt												

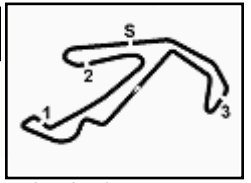
14/06/2026

SP = Superpole - 1 = Race 1 - 2 = Race 2

Ns = Did Not Start - Rt = Retired - Ex = Excluded

These data/results cannot be reproduced, stored and/or transmitted in whole or in part by any manner of electronic, mechanical, photocopying, recording, broadcasting or otherwise now known or herein after developed without the previous express consent by the copyright owner, except for reproduction in daily press and regular printed publications on sale to the public within 60 days of the event related to those data/results and always provided that copyright symbol appears together as follows below.

© DORNA WSBK ORGANIZATION Srl 2026



Pirelli Emilia-Romagna Round, 12-14 June 2026
Race Winners

Misano Circuit Sic 58 4.226 m

	2023	2024	2025	2026
01 Phillip Island	RC1: Bulega N. (ITA) DUC RC2: Bulega N. (ITA) DUC	RC1: Montella Y. (ITA) DUC RC2: Montella Y. (ITA) DUC	RC1: Manzi S. (ITA) YAM RC2: Booth-Amos T. (GBR) TRI	RC1: Masia J. (ESP) DUC RC2: Arenas A. (ESP) YAM
02 Portimao	RC1: Bulega N. (ITA) DUC RC2: Manzi S. (ITA) YAM	RC1: Montella Y. (ITA) DUC RC2: Montella Y. (ITA) DUC	RC1: Oncu C. (TUR) YAM RC2: Bendsneyder B. (NED) MVA	RC1: Debise V. (FRA) ZXM RC2: Debise V. (FRA) ZXM
03 Assen	RC1: Bulega N. (ITA) DUC RC2: Bulega N. (ITA) DUC	RC1: Huertas A. (ESP) DUC RC2: van Straalen G. (NED) YAM	RC1: Bendsneyder B. (NED) MVA RC2: Oncu C. (TUR) YAM	RC1: Masia J. (ESP) DUC RC2: Oettl P. (GER) DUC
04 Balaton			RC1: Manzi S. (ITA) YAM RC2: Manzi S. (ITA) YAM	RC1: Debise V. (FRA) ZXM RC2: Arenas A. (ESP) YAM
05 Most	RC1: Bulega N. (ITA) DUC RC2: Mackenzie T. (GBR) HON	RC1: Huertas A. (ESP) DUC RC2: Huertas A. (ESP) DUC	RC1: Masia J. (ESP) DUC RC2: Oncu C. (TUR) YAM	RC1: Debise V. (FRA) ZXM RC2: Debise V. (FRA) ZXM
06 Aragon	RC1: Bulega N. (ITA) DUC RC2: Bulega N. (ITA) DUC	RC1: Huertas A. (ESP) DUC RC2: Montella Y. (ITA) DUC	RC1: Debise V. (FRA) DUC RC2: Oncu C. (TUR) YAM	RC1: Zaccone A. (ITA) DUC RC2: Masia J. (ESP) DUC
07 Misano	RC1: Bulega N. (ITA) DUC RC2: Manzi S. (ITA) YAM	RC1: Huertas A. (ESP) DUC RC2: Huertas A. (ESP) DUC	RC1: Manzi S. (ITA) YAM RC2: Oncu C. (TUR) YAM	RC1: Debise V. (FRA) ZXM RC2: Arenas A. (ESP) YAM
08 Donington	RC1: Bulega N. (ITA) DUC RC2: Bulega N. (ITA) DUC	RC1: Huertas A. (ESP) DUC RC2: Huertas A. (ESP) DUC	RC1: Manzi S. (ITA) YAM RC2: Oncu C. (TUR) YAM	
09 Magny-Cours	RC1: Bulega N. (ITA) DUC RC2: Bulega N. (ITA) DUC	RC1: Tuuli N. (FIN) DUC RC2: Montella Y. (ITA) DUC	RC1: Manzi S. (ITA) YAM RC2: Manzi S. (ITA) YAM	
10 Cremona		RC1: Huertas A. (ESP) DUC RC2: Manzi S. (ITA) YAM	RC1: Manzi S. (ITA) YAM RC2: Manzi S. (ITA) YAM	
11 Estoril		RC1: Montella Y. (ITA) DUC RC2: Manzi S. (ITA) YAM	RC1: Debise V. (FRA) DUC RC2: Manzi S. (ITA) YAM	
12 Jerez	RC1: Bulega N. (ITA) DUC RC2: Bulega N. (ITA) DUC	RC1: Manzi S. (ITA) YAM RC2: Manzi S. (ITA) YAM	RC1: Manzi S. (ITA) YAM RC2: Masia J. (ESP) DUC	

2026

- 6 V. Debise
- 3 A. Arenas
- 3 J. Masia
- 1 P. Oettl
- 1 A. Zaccone

ALL TIMES

- | | | | | |
|-------------------|-------------------|------------------|-----------------|-----------------------|
| 43 K. Sofuoglu | 7 F. Caricasulo | 4 K. Curtain | 2 P. Jacobsen | 1 M. Roccoli |
| 27 D. Aegerter | 7 R. Krummenacher | 4 C. Vermeulen | 2 A. West | 1 R. Rolfo |
| 24 J. Cluzel | 7 C. Oncu | 4 J. Whitham | 2 R. Xaus | 1 B. Sofuoglu |
| 21 S. Manzi | 7 A. Pitt | 3 A. Arenas | 1 A. Badovini | 1 Y. Tiberio |
| 16 N. Bulega | 6 P. Casoli | 3 C. Kellner | 1 P. Bontempi | 1 J. Van Den Goorberg |
| 16 F. Foret | 6 S. Chambon | 3 J. Lascorz | 1 T. Booth-Amos | 1 G. van Straalen |
| 12 S. Charpentier | 6 C. Davies | 3 I. MacPherson | 1 R. De Rosa | 1 A. Verdoia |
| 12 E. Laverty | 6 K. Fujiwara | 3 J. Rea | 1 L. Lanzi | 1 R. Wilairot |
| 12 A. Locatelli | 6 B. Parkes | 3 L. Scassa | 1 T. Mackenzie | 1 A. Zaccone |
| 11 K. Muggeridge | 6 J. Teuchert | 3 K. Smith | 1 S. Morais | 1 L. Zanetti |
| 10 A. Huertas | 6 M. van der Mark | 3 N. Tuuli | 1 G. Nannelli | 1 W. Zeelenberg |
| 9 L. Mahias | 5 C. Crutchlow | 2 B. Bendsneyder | 1 P. Oettl | |
| 8 V. Debise | 5 J. Masia | 2 J. Brookes | 1 M. Pirro | |
| 8 S. Lowes | 5 S. Odendaal | 2 S. Cortese | 1 G. Rea | |
| 8 Y. Montella | 4 L. Baldassarri | 2 M. Gonzalez | 1 P. Riba | |

14/06/2026

These data/results cannot be reproduced, stored and/or transmitted in whole or in part by any manner of electronic, mechanical, photocopying, recording, broadcasting or otherwise now known or herein after developed without the previous express consent by the copyright owner, except for reproduction in daily press and regular printed publications on sale to the public within 60 days of the event related to those data/results and always provided that copyright symbol appears together as follows below.

© DORNA WSBK ORGANIZATION Srl 2026