

**Pirelli Emilia-Romagna Round, 12-14 June 2026**  
**Chronological Analysis Free Practice**

Misano Circuit Sic 58 4.226 m

1 / 6

1° 43 S. JESPERSEN (1'37.242)							
Lap	Seg1	Seg2	Seg3	Seg4	Lap Time	km/h	Local Time
1	44.999	24.353	29.061	23.211	2'01.624P	229,8	11:20'46.847
2	27.457	23.169	27.482	22.084	1'40.192	232,3	11:24'28.663
3	27.160	22.755	27.288	21.901	1'39.104	233,8	11:26'07.767
4	26.926	22.522	27.024	21.771	1'38.243	233,8	11:27'46.010
5	26.784	22.477	26.879	21.769	1'37.909	235,3	11:29'23.919
6	26.860	22.980	31.137	22.229	1'43.206	174,8	11:31'07.125
7	26.805	22.498	27.037	21.776	1'38.116	<b>238,9</b>	11:32'45.241
8	27.011	22.518	29.562	22.526	1'41.617	218,6	11:34'26.858
9	26.735	22.482	26.884	21.845	1'37.946	236,8	11:36'04.804
10	26.678	22.514	27.147	21.883	1'38.222	<b>238,9</b>	11:37'43.026
11	26.705	22.480	26.813	21.970	1'37.968	235,8	11:39'20.994
12	30.987	23.546	28.623	4'38.218	6'01.374CP	224,5	11:45'22.368
13	43.618	23.017	27.481	22.031	1'56.147P	232,3	11:47'18.515
14	26.937	22.658	27.309	21.775	1'38.679	235,3	11:48'57.194
15	27.051	22.389	26.982	21.814	1'38.236	235,3	11:50'35.430
16	30.632	25.207	27.974	2'38.780	4'02.593CP	231,8	11:54'38.023
17	47.371	24.950	30.525	26.708	2'09.554P	230,8	11:56'47.577
18	26.788	22.426	26.799	21.660	1'37.673	235,8	11:58'25.250
19	<b>26.659</b>	<b>22.314</b>	<b>26.694</b>	<b>21.575</b>	<b>1'37.242</b>	236,3	12:00'02.492

4° 61 C. ONCU (1'37.446)							
Lap	Seg1	Seg2	Seg3	Seg4	Lap Time	km/h	Local Time
1	27.571	23.002	27.563	22.085	1'40.221	232,8	11:23'34.517
2	26.953	22.938	27.358	21.992	1'39.241	231,8	11:25'13.758
3	26.923	22.733	27.249	22.050	1'38.955	232,8	11:26'52.713
4	28.789	22.956	27.405	3'19.478	4'38.628CP	232,8	11:31'31.341
5	43.943	23.150	27.239	21.930	1'56.262P	231,3	11:33'27.603
6	26.961	22.692	27.082	21.889	1'38.624	232,3	11:35'06.227
7	26.650	22.632	27.138	21.853	1'38.273	234,8	11:36'44.500
8	26.767	22.553	33.390	25.213	1'47.923	229,8	11:38'32.423
9	26.941	22.665	26.985	21.908	1'38.499	233,3	11:40'10.922
10	26.746	22.538	26.992	21.873	1'38.149	232,8	11:41'49.071
11	26.681	22.585	26.893	21.785	1'37.944	234,3	11:43'27.015
12	26.673	22.625	26.974	5'15.965	6'32.237P	<b>235,3</b>	11:49'59.252
13	53.415	23.611	28.067	22.572	2'07.665P	225,9	11:52'06.917
14	26.653	22.457	<b>26.740</b>	<b>21.596</b>	<b>1'37.446</b>	231,3	11:53'44.363
15	26.813	22.506	26.984	21.755	1'38.058	233,8	11:55'22.421
16	<b>26.498</b>	<b>22.395</b>	27.037	21.687	1'37.617	232,8	11:57'00.038
17	26.552	22.530	26.819	21.663	1'37.564	<b>235,3</b>	11:58'37.602
18	26.746	<b>22.395</b>	26.844	21.763	1'37.748	233,3	12:00'15.350

2° 65 P. OETTL (1'37.390)							
Lap	Seg1	Seg2	Seg3	Seg4	Lap Time	km/h	Local Time
1	48.163	23.306	27.228	22.950	2'01.647P	236,8	11:20'19.394
2	27.568	22.794	27.427	22.330	1'40.119	<b>240,5</b>	11:24'01.160
3	27.094	22.721	27.043	22.246	1'39.104	238,9	11:25'40.264
4	27.271	22.685	27.282	22.128	1'39.366C	<b>240,5</b>	11:27'19.630
5	27.119	22.700	27.152	21.801	1'38.772	240,0	11:28'58.402
6	26.917	22.447	26.925	21.904	1'38.193C	234,8	11:30'36.595
7	26.937	22.453	26.929	21.831	1'38.150	235,8	11:32'14.745
8	26.897	22.449	26.790	21.856	1'37.992	236,8	11:33'52.737
9	26.805	22.375	26.877	21.801	1'37.858	236,8	11:35'30.595
10	26.831	22.449	26.902	21.922	1'38.104	236,8	11:37'08.699
11	32.615	26.810	27.737	6'58.047	8'25.209CP	234,3	11:45'33.908
12	44.078	23.301	26.997	21.936	1'56.312P	234,3	11:47'30.220
13	26.852	23.080	26.876	21.889	1'38.697	236,3	11:49'08.917
14	26.773	22.538	26.739	21.693	1'37.743	237,4	11:50'46.660
15	26.676	22.449	26.767	21.774	1'37.666	236,8	11:52'24.326
16	<b>26.661</b>	22.350	26.735	<b>21.644</b>	<b>1'37.390</b>	236,8	11:54'01.716
17	26.731	<b>22.342</b>	<b>26.716</b>	21.759	1'37.548	237,9	11:55'39.264
18	26.716	22.454	26.919	26.981	1'45.070C	236,8	11:57'24.334
19	33.122	23.573	31.716	22.038	1'50.449	230,3	11:59'14.783
20	27.037	22.515	26.972	22.909	1'39.433	236,3	12:00'54.216

5° 5 J. MASIA (1'37.470)							
Lap	Seg1	Seg2	Seg3	Seg4	Lap Time	km/h	Local Time
1	45.293	23.968	28.551	23.082	2'00.894P	233,8	11:22'56.321
2	27.616	23.107	27.381	22.353	1'40.457	235,8	11:24'36.778
3	27.253	22.928	27.153	22.198	1'39.532	237,4	11:26'16.310
4	27.267	22.630	27.081	22.143	1'39.121	235,8	11:27'55.431
5	29.280	23.095	27.545	8'18.430	9'38.350P	235,8	11:37'33.781
6	49.394	23.130	27.398	22.288	2'02.210P	233,8	11:39'35.991
7	27.328	22.833	27.204	22.061	1'39.426	234,3	11:41'15.417
8	27.044	22.689	27.218	22.199	1'39.150	235,3	11:42'54.567
9	26.969	22.602	27.030	22.038	1'38.639	237,4	11:44'33.206
10	26.965	22.593	27.233	22.057	1'38.848	<b>237,9</b>	11:46'12.054
11	26.949	22.694	26.918	21.960	1'38.521	236,3	11:47'50.575
12	30.896	23.113	28.617	5'04.000	6'26.626CP	215,1	11:54'17.201
13	44.039	26.295	27.311	22.054	1'59.699P	237,4	11:56'16.900
14	26.893	22.538	26.669	21.801	1'37.901	236,8	11:57'54.801
15	26.703	22.564	<b>26.656</b>	<b>21.725</b>	1'37.648	237,4	11:59'32.449
16	<b>26.684</b>	<b>22.331</b>	26.678	21.777	<b>1'37.470</b>	236,8	12:01'09.919

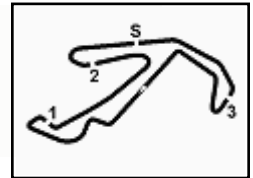
6° 16 A. ZACCONE (1'37.502)							
Lap	Seg1	Seg2	Seg3	Seg4	Lap Time	km/h	Local Time
1	45.455	24.581	28.377	23.291	2'01.704P	231,8	11:20'41.065
2	27.736	23.192	27.196	22.240	1'40.364	233,3	11:24'23.133
3	27.244	22.928	27.152	22.091	1'39.415	234,8	11:26'02.548
4	26.979	22.651	26.828	21.874	1'38.332	236,3	11:27'40.880
5	27.176	22.666	26.997	24.191	1'41.030	236,8	11:29'21.910
6	28.204	23.236	27.372	22.384	1'41.196	234,8	11:31'03.106
7	26.871	22.603	26.783	21.853	1'38.110	236,3	11:32'41.216
8	29.884	23.913	27.410	10'54.447	12'15.654CP	235,8	11:44'56.870
9	45.029	23.949	30.365	25.314	2'04.657P	231,3	11:47'01.527
10	26.900	22.864	27.074	21.872	1'38.710	233,8	11:48'40.237
11	28.532	23.076	27.634	22.040	1'41.282	234,8	11:50'21.519
12	29.700	24.596	28.826	22.515	1'45.637	230,3	11:52'07.156
13	26.853	22.522	26.786	21.668	1'37.829	236,8	11:53'44.985
14	26.878	22.549	26.936	21.764	1'38.127	237,4	11:55'23.112
15	<b>26.632</b>	22.500	26.727	21.701	1'37.560	235,8	11:57'00.672
16	26.669	22.483	<b>26.623</b>	21.727	<b>1'37.502</b>	<b>237,9</b>	11:58'38.174

3° 75 A. ARENAS (1'37.434)							
Lap	Seg1	Seg2	Seg3	Seg4	Lap Time	km/h	Local Time
1	27.058	22.893	26.890	22.102	1'38.943	238,9	11:24'51.639
2	26.735	22.617	26.673	22.343	1'38.368	238,9	11:26'30.007
3	26.709	22.553	26.631	21.995	1'37.888	237,9	11:28'07.895
4	26.589	22.403	26.604	21.871	1'37.467	238,9	11:29'45.362
5	26.651	22.434	26.628	<b>21.762</b>	1'37.475	238,4	11:31'22.837
6	27.099	22.566	26.900	22.200	1'38.765	<b>240,0</b>	11:33'01.602
7	26.692	22.415	26.903	21.917	1'37.927	236,3	11:34'39.529
8	26.642	22.516	26.735	21.886	1'37.779	237,4	11:36'17.308
9	26.672	22.405	26.679	21.777	1'37.533	237,4	11:37'54.841
10	<b>26.502</b>	22.374	<b>26.592</b>	21.966	<b>1'37.434</b>	238,9	11:39'32.275
11	28.413	24.811	28.044	37.613	1'58.881P	236,8	11:41'31.156
12	13'05.120	23.151	27.236	22.284	14'17.791P	231,8	11:55'48.947
13	26.845	22.628	27.108	22.125	1'38.706C	233,8	11:57'27.653
14	26.701	22.567	26.667	22.078	1'38.013	237,4	11:59'05.666

12/06/2026 P = Pits In/Out - C = Lap Time Cancelled

These data/results cannot be reproduced, stored and/or transmitted in whole or in part by any manner of electronic, mechanical, photocopying, recording, broadcasting or otherwise now known or herein after developed without the previous express consent by the copyright owner, except for reproduction in daily press and regular printed publications on sale to the public within 60 days of the event related to those data/results and always provided that copyright symbol appears together as follows below.

© DORNA WSBK ORGANIZATION Srl 2026



**Pirelli Emilia-Romagna Round, 12-14 June 2026**  
**Chronological Analysis Free Practice**

Misano Circuit Sic 58 4.226 m

2 / 6

7° 69 T. BOOTH-AMOS [1'37.505]							
Lap	Seg.1	Seg.2	Seg.3	Seg.4	Lap Time	km/h	Local Time
		23.553	28.332	23.535		240,0	11:22'50.352
1	27.769	22.936	27.126	22.376	1'40.207	237,4	11:24'30.559
2	27.191	22.898	26.968	21.945	1'39.002	<b>241,1</b>	11:26'09.561
3	26.846	22.693	26.705	22.090	1'38.334	<b>241,1</b>	11:27'47.895
4	26.959	22.504	26.654	21.899	1'38.016	<b>240,5</b>	11:29'25.911
5	26.956	22.482	<b>26.604</b>	22.223	1'38.265	240,0	11:31'04.176
6	26.851	22.508	26.685	21.889	1'37.933	<b>241,1</b>	11:32'42.109
7	27.057	22.444	26.800	21.905	1'38.206	237,4	11:34'20.315
8	27.009	22.452	26.998	22.243	1'38.702	237,4	11:35'59.017
9	27.113	22.647	27.107	22.303	1'39.170C	235,8	11:37'38.187
10	27.019	22.549	27.184	22.076	1'38.828	236,8	11:39'17.015
11	31.154	23.272	27.869	39.406	2'01.701CP	235,8	11:41'18.716
12	11'28.796	23.883	29.407	22.144	12'44.230P	238,4	11:54'02.946
13	26.878	22.477	27.192	22.227	1'38.774	238,9	11:55'41.720
14	<b>26.784</b>	22.458	27.254	25.779	1'42.275C	238,4	11:57'23.995
15	26.657	22.387	26.761	<b>21.700</b>	<b>1'37.505</b>	240,0	11:59'01.500
16	26.801	<b>22.307</b>	26.711	21.719	1'37.538	238,9	12:00'39.038

8° 7 F. FARIOLI [1'37.684]							
Lap	Seg.1	Seg.2	Seg.3	Seg.4	Lap Time	km/h	Local Time
							11:20'49.171
1	45.111	23.497	28.743	26.074	2'03.425P	232,3	11:22'52.596
2	27.501	23.093	26.852	22.252	1'39.698	235,3	11:24'32.294
3	27.069	22.935	26.890	22.117	1'39.011	235,8	11:26'11.305
4	26.957	22.647	26.796	22.296	1'38.696	235,3	11:27'50.001
5	27.044	22.617	26.882	22.135	1'38.678C	235,8	11:29'28.679
6	27.045	22.621	27.233	22.328	1'39.227	235,3	11:31'07.906
7	26.957	22.627	26.647	22.160	1'38.391	236,8	11:32'46.297
8	27.660	22.896	27.106	22.256	1'39.918	235,8	11:34'26.215
9	27.155	22.844	27.060	22.197	1'39.256	<b>241,1</b>	11:36'05.471
10	27.031	22.672	26.842	22.087	1'38.632	<b>236,8</b>	11:37'44.103
11	27.100	22.631	27.182	5'52.575	7'09.488P	236,3	11:44'53.591
12	44.692	23.197	27.152	22.078	1'57.119P	230,3	11:46'50.710
13	26.758	22.653	26.787	21.867	1'38.065	233,8	11:48'28.775
14	26.700	22.658	<b>26.572</b>	21.803	1'37.733	234,8	11:50'06.500
15	26.736	22.450	26.884	21.817	1'37.887	233,3	11:51'44.395
16	<b>26.597</b>	<b>22.370</b>	26.852	21.865	<b>1'37.684</b>	232,8	11:53'22.079
17	26.703	22.465	26.850	21.895	1'37.913	234,8	11:54'59.992
18	26.772	22.556	30.069	23.635	1'43.032	226,4	11:56'43.024
19	26.833	22.505	26.673	<b>21.749</b>	1'37.760	235,8	11:58'20.784
20	28.781	22.819			1'43.680	233,8	12:00'04.464

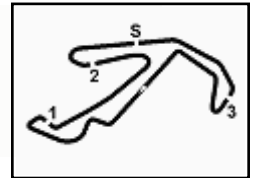
9° 37 R. GARCIA [1'37.762]							
Lap	Seg.1	Seg.2	Seg.3	Seg.4	Lap Time	km/h	Local Time
		24.469	28.923	28.651		232,3	11:22'22.502
1	27.679	23.116	27.403	22.387	1'40.585	<b>235,8</b>	11:24'03.087
2	27.118	23.053	27.199	22.301	1'39.671	234,3	11:25'42.758
3	27.256	22.838	27.120	22.043	1'39.257	234,3	11:27'22.015
4	28.193	22.900	27.136	22.190	1'40.419C	232,8	11:29'02.434
5	26.947	22.817	26.884	22.011	1'38.659	232,8	11:30'41.093
6	27.025	22.655	26.859	22.149	1'38.688	232,8	11:32'19.781
7	27.019	22.738	26.981	22.025	1'38.763	234,8	11:33'58.544
8	27.053	22.792	26.939	21.979	1'38.763	233,3	11:35'37.307
9	27.095	22.709	27.084	22.235	1'39.123	234,8	11:37'16.430
10	27.408	22.918	27.099	40.750	1'58.175P	232,8	11:39'14.605
11	8'54.130	23.867	27.477	22.345	10'07.819P	230,3	11:49'22.424
12	26.808	22.717	26.726	<b>21.763</b>	1'38.014	232,3	11:51'00.438
13	26.693	22.556	26.890	21.819	1'37.958	230,8	11:52'38.396
14	26.794	22.623	26.946	22.035	1'38.398	231,8	11:54'16.794

15	26.743	22.577	26.816	21.837	1'37.973	233,8	11:55'54.767
16	26.882	23.225	27.522	22.304	1'39.933C	232,3	11:57'34.700
17	26.768	22.676	26.807	21.816	1'38.067	234,3	11:59'12.767
18	<b>26.661</b>	<b>22.461</b>	<b>26.708</b>	21.932	<b>1'37.762</b>	233,3	12:00'50.529

10° 94 L. MAHIAS [1'37.792]							
Lap	Seg.1	Seg.2	Seg.3	Seg.4	Lap Time	km/h	Local Time
		23.907	27.453	22.845		230,8	11:23'10.266
1	28.553	23.285	27.481	22.493	1'41.812C	233,3	11:24'52.078
2	27.234	22.905	27.069	22.237	1'39.445	235,3	11:26'31.523
3	27.154	22.797	27.037	22.035	1'39.023	232,8	11:28'10.546
4	26.978	22.717	27.052	22.032	1'38.779	234,8	11:29'49.325
5	30.469	26.883	27.611	22.262	1'47.225C	232,8	11:31'36.550
6	27.098	22.918	27.439	23.350	1'40.805	233,3	11:33'17.355
7	28.195	23.377	27.239	22.103	1'40.914	230,3	11:34'58.269
8	26.886	22.736	27.000	21.949	1'38.571	233,3	11:36'36.840
9	30.988	24.604	31.278	42.556	2'09.426CP	222,7	11:38'46.266
10	10'41.305	23.517	27.218	21.961	11'54.001P	232,8	11:50'40.267
11	26.852	22.605	26.826	21.895	1'38.178	233,3	11:52'18.445
12	<b>26.721</b>	<b>22.493</b>	26.763	<b>21.815</b>	<b>1'37.792</b>	233,3	11:53'56.237
13	27.007	22.549	26.812	22.013	1'38.381	234,8	11:55'34.618
14	27.023	22.570	35.327	26.161	1'51.081C	224,5	11:57'25.699
15	26.908	22.516	<b>26.698</b>	22.063	1'38.185	<b>235,8</b>	11:59'03.884
16	26.722	22.609	26.701	22.327	1'38.359	234,3	12:00'42.243

11° 64 F. CARICASULO [1'37.843]							
Lap	Seg.1	Seg.2	Seg.3	Seg.4	Lap Time	km/h	Local Time
		23.887	28.135	22.481		227,4	11:23'08.580
1	27.281	22.828	26.815	21.781	1'38.705	236,3	11:24'47.285
2	27.060	22.803	26.848	22.404	1'39.115	235,3	11:26'26.400
3	26.939	22.780	26.798	<b>21.768</b>	1'38.285	238,3	11:28'04.685
4	<b>26.683</b>	22.542	26.847	21.771	<b>1'37.843</b>	236,8	11:29'42.528
5	26.877	<b>22.439</b>	26.864	21.795	1'37.975	237,9	11:31'20.503
6	29.751	22.649	26.908	22.603	1'41.911	237,4	11:33'02.414
7	26.924	22.506	26.978	21.818	1'38.226	235,3	11:34'40.640
8	26.710	22.509	26.933	21.825	1'37.977	236,8	11:36'18.617
9	26.736	22.597	26.883	21.823	1'38.039	236,3	11:37'56.656
10	29.480	23.200	27.685	36.945	1'57.310P	233,8	11:39'53.966
11	11'54.345	23.450	27.028	21.908	13'06.731P	233,8	11:53'00.697
12	26.867	22.630	26.920	21.785	1'38.202	234,8	11:54'38.899
13	26.789	22.651	26.792	21.901	1'38.133	237,4	11:56'17.032
14	27.154	22.632	26.869	21.870	1'38.525	235,3	11:57'55.557
15	26.765	22.622	26.991	21.992	1'38.370C	<b>240,5</b>	11:59'33.927
16	26.912	22.501	<b>26.710</b>	21.833	1'37.956	234,8	12:01'11.883

12° 21 K. ZANNONI [1'37.854]							
Lap	Seg.1	Seg.2	Seg.3	Seg.4	Lap Time	km/h	Local Time
							11:20'26.802
1	43.972	24.292	27.815	23.004	1'59.083P	232,3	11:22'25.885
2	27.641	23.204	27.674	22.710	1'41.229	237,4	11:24'07.114
3	27.671	23.132	27.171	22.395	1'40.369	234,3	11:25'47.483
4	27.305	22.895	26.980	22.385	1'39.565	236,8	11:27'27.048
5	28.056	23.042	27.367	22.455	1'40.920	238,9	11:29'07.968
6	27.521	22.971	27.868	1'59.246	3'17.606P	<b>239,5</b>	11:32'25.574
7	44.641	23.099	27.217	22.279	1'57.236P	233,8	11:34'22.810
8	27.399	22.865	27.019	22.153	1'39.436	234,8	11:36'02.246
9	27.025	22.713	26.839	22.018	1'38.595	234,8	11:37'40.841
10	27.062	22.792	27.063	9'33.053	10'49.970P	234,3	11:48'30.811
11	45.105	23.996	27.218	22.240	1'58.559P	231,8	11:50'29.370
12	27.018	22.701	26.884	21.987	1'38.590	233,8	11:52'07.960
13	2						



**Pirelli Emilia-Romagna Round, 12-14 June 2026**  
**Chronological Analysis Free Practice**

Misano Circuit Sic 58 4.226 m

3 / 6

16	26.847	22.559	26.851	21.944	1'38.201	235,8	11:58'41.315
17	<b>26.801</b>	<b>22.504</b>	<b>26.739</b>	<b>21.810</b>	<b>1'37.854</b>	235,3	12:00'19.169

13° 11 M. FERRARI [1'37.860]							
Lap	Seg.1	Seg.2	Seg.3	Seg.4	Lap Time	km/h	Local Time
							11:21'13.188
1	43.769	23.648	27.370	22.445	1'57.232P	236,3	11:23'10.420
2	27.291	22.813	27.027	22.025	1'39.156	237,9	11:24'49.576
3	26.999	22.621	26.824	22.068	1'38.512	238,9	11:26'28.088
4	26.892	22.542	26.801	21.960	1'38.195	237,9	11:28'06.283
5	<b>26.700</b>	22.501	26.752	22.103	1'38.056	237,4	11:29'44.339
6	27.012	22.566	26.867	21.991	1'38.436	236,8	11:31'22.775
7	26.900	22.561	26.907	5'11.147	6'27.515P	237,9	11:37'50.290
8	46.629	23.017	27.279	22.223	1'59.148P	235,8	11:39'49.438
9	26.975	22.645	26.920	22.080	1'38.620	236,3	11:41'28.058
10	26.932	22.676	26.921	22.095	1'38.624	237,9	11:43'06.682
11	26.887	22.554	26.979	22.083	1'38.503	<b>241,1</b>	11:44'45.185
12	26.989	22.679	26.982	22.157	1'38.807	238,9	11:46'23.992
13	26.904	22.716	26.991	8'41.930	9'58.541P	237,4	11:56'22.533
14	43.255	23.025	27.252	22.091	1'55.623P	234,3	11:58'18.156
15	26.751	22.512	26.818	<b>21.934</b>	1'38.015	236,3	11:59'56.171
16	26.758	<b>22.412</b>	<b>26.713</b>	21.977	<b>1'37.860</b>	236,8	12:01'34.031

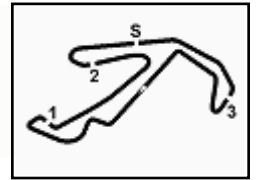
14° 53 V. DEBISE [1'37.862]							
Lap	Seg.1	Seg.2	Seg.3	Seg.4	Lap Time	km/h	Local Time
							11:23'07.854
1	27.420	23.572	27.466	22.535	1'39.357	234,3	11:24'47.211
2	27.037	22.663	26.803	22.108	1'38.611	236,8	11:26'25.822
3	27.055	22.537	26.784	22.013	1'38.389	235,3	11:28'04.211
4	26.945	22.479	26.693	21.950	1'38.067	236,3	11:29'42.278
5	26.903	22.512	26.759	21.971	1'38.145	235,3	11:31'20.423
6	26.901	22.495	26.682	22.007	1'38.085	236,8	11:32'58.508
7	<b>26.797</b>	<b>22.453</b>	26.772	<b>21.840</b>	<b>1'37.862</b>	236,3	11:34'36.370
8	26.852	22.614	26.814	21.968	1'38.248	<b>237,9</b>	11:36'14.618
9	26.904	22.531	<b>26.672</b>	21.924	1'38.031	236,3	11:37'52.649
10	26.892	22.522	26.794	35.265	1'51.473P	237,4	11:39'44.122
11	12'01.038	22.766	27.423	22.075	13'13.302P	234,8	11:52'57.424
12	26.916	22.645	26.743	22.033	1'38.337	236,8	11:54'35.761
13	26.990	22.486	26.707	21.940	1'38.123	236,8	11:56'13.884
14	26.949	22.467	26.730	21.916	1'38.062	235,8	11:57'51.946
15	26.955	26.904	29.373	22.678	1'45.910C	221,8	11:59'37.856
16	26.966	22.576	26.832	21.933	1'38.307	236,3	12:01'16.163

15° 40 M. CASADEI [1'37.865]							
Lap	Seg.1	Seg.2	Seg.3	Seg.4	Lap Time	km/h	Local Time
							11:20'45.300
1	46.938	24.470	28.861	25.592	2'05.861P	229,8	11:22'51.161
2	27.381	22.799	27.033	22.240	1'39.453	237,4	11:24'30.614
3	27.294	22.567	26.906	21.919	1'38.686	237,4	11:26'09.300
4	26.850	22.494	26.844	21.924	1'38.112	237,4	11:27'47.412
5	26.827	22.428	<b>26.758</b>	21.964	1'37.977	236,8	11:29'25.389
6	<b>26.793</b>	22.483	26.862	<b>21.856</b>	1'37.994	235,8	11:31'03.383
7	26.854	22.493	27.140	24.960	1'41.447	236,3	11:32'44.830
8	26.972	22.420	26.842	22.100	1'38.334	237,4	11:34'23.164
9	28.107	23.191	27.990	12'49.704	14'08.992P	232,3	11:48'32.156
10	45.532	23.342	27.530	22.119	1'58.523P	233,3	11:50'30.679
11	26.835	22.477	26.877	21.902	1'38.091	235,8	11:52'08.770
12	26.794	<b>22.385</b>	26.781	21.905	<b>1'37.865</b>	238,4	11:53'46.635
13	26.857	22.409	27.186	23.465	1'39.917	<b>242,7</b>	11:55'26.552
14	26.865	22.532	26.966	21.910	1'38.273C	237,9	11:57'04.825
15	27.046	23.479	28.280	22.338	1'41.143C	233,3	11:58'45.968
16	26.942	22.555	27.976	23.614	1'41.087	234,8	12:00'27.055

16° 57 A. MAHENDRA [1'38.023]							
Lap	Seg.1	Seg.2	Seg.3	Seg.4	Lap Time	km/h	Local Time
1	27.814	23.987	27.580	23.035	1'40.733	234,3	11:24'38.415
2	27.196	22.849	27.316	22.158	1'39.519	237,4	11:26'17.934
3	27.092	22.724	27.093	22.082	1'38.991	234,8	11:27'56.925
4	26.905	22.646	27.197	22.001	1'38.749	235,3	11:29'35.674
5	27.031	22.699	27.157	21.966	1'38.853	233,3	11:31'14.527
6	26.902	22.697	27.108	21.832	1'38.539	235,3	11:32'53.066
7	26.690	<b>22.500</b>	26.994	22.002	1'38.186	236,8	11:34'31.252
8	26.804	22.541	26.988	21.966	1'38.299	<b>238,4</b>	11:36'09.551
9	36.499	23.209	28.162	38.076	2'05.946CP	235,3	11:38'15.497
10	8'15.597	23.438	30.431	26.535	9'36.001P	216,4	11:47'51.498
11	26.988	22.783	27.156	22.014	1'38.941	232,3	11:49'30.439
12	26.686	22.556	<b>26.964</b>	<b>21.817</b>	<b>1'38.023</b>	233,8	11:51'08.462
13	26.771	22.616	27.114	21.918	1'38.419	232,3	11:52'46.881
14	<b>26.685</b>	22.535	27.009	21.885	1'38.114	232,3	11:54'24.995
15	27.024	25.207	27.752	36.917	1'56.900	232,3	11:56'21.895
16	35.480	29.045	35.106	40.491	2'20.122CP	145,7	11:58'42.017

17° 77 D. AEGERTER [1'38.044]							
Lap	Seg.1	Seg.2	Seg.3	Seg.4	Lap Time	km/h	Local Time
							11:22'18.824
1	28.050	23.293	27.651	22.479	1'41.473	238,9	11:24'00.297
2	27.689	23.197	27.090	22.355	1'40.331	<b>240,0</b>	11:25'40.628
3	27.410	22.776	26.883	22.188	1'39.257	238,9	11:27'19.885
4	27.312	22.747	27.077	22.132	1'39.268	<b>240,0</b>	11:28'59.153
5	27.073	22.838	26.954	22.068	1'38.933	236,3	11:30'38.086
6	27.191	22.755	26.931	22.025	1'38.902	235,3	11:32'16.988
7	27.195	22.607	26.948	22.004	1'38.754	235,8	11:33'55.742
8	26.907	22.581	26.812	21.939	1'38.239	236,8	11:35'33.981
9	27.062	22.603	26.780	21.959	1'38.404	236,8	11:37'12.385
10	26.961	22.628	26.857	21.964	1'38.410	235,8	11:38'50.795
11	26.999	22.671	26.957	21.980	1'38.607	235,8	11:40'29.402
12	<b>26.874</b>	<b>22.546</b>	<b>26.775</b>	<b>21.849</b>	<b>1'38.044</b>	235,8	11:42'07.446
13	27.864	23.446	27.725	37.358	1'56.393CP	233,3	11:44'03.839
14	10'33.245	23.062	26.923	22.149	11'45.379P	236,3	11:55'49.218
15	27.055	22.661	27.801	22.139	1'39.656C	236,3	11:57'28.874
16	27.197	22.761	26.881	22.050	1'38.889	237,9	11:59'07.763
17	27.086	22.661	26.850	22.062	1'38.659	237,4	12:00'46.422

18° 32 D. BAYLISS [1'38.122]							
Lap	Seg.1	Seg.2	Seg.3	Seg.4	Lap Time	km/h	Local Time
							11:21'55.629
1	27.603	24.180	28.116	22.627	1'41.172	<b>240,5</b>	11:23'36.801
2	27.455	23.095	27.567	22.805	1'40.011	239,5	11:25'16.812
3	27.421	22.940	27.235	22.272	1'39.868	240,0	11:26'56.680
4	27.141	22.690	27.750	22.050	1'39.631	237,9	11:28'36.311
5	27.182	22.787	27.242	21.889	1'39.100	237,9	11:30'15.411
6	27.147	22.861	27.132	35.563	1'52.703P	238,9	11:32'08.114
7	6'59.171	23.026	27.116	22.011	8'11.324P	237,4	11:40'19.438
8	27.170	22.555	27.028	22.024	1'38.777	238,4	11:41'58.215
9	<b>26.933</b>	22.701	26.997	22.370	1'39.001	240,0	11:43'37.216
10	27.053	22.627	32.980	22.315	1'44.975	235,3	11:45'22.191
11	27.006	22.658	26.943	21.929	1'38.536	239,5	11:47'00.727
12	29.633	23.031	27.206	34.839	1'54.709CP	240,0	11:48'55.436
13	4'42.053	22.960	26.861	22.032	5'53.906P	238,9	11:54'49.342
14	26.935	22.491	<b>26.783</b>	22.224	1'38.433	<b>240,5</b>	11:56'27.775
15	27.040	24.851	27.425	23.547	1'42.863C	238,4	11:58'10.638
16	27.139	22.672	27.023	22.006	1'38.840	238,9	11:59'49.478
17	27.028	<b>22.455</b>	26.8				



**Pirelli Emilia-Romagna Round, 12-14 June 2026**  
**Chronological Analysis Free Practice**

Misano Circuit Sic 58 4.226 m

4 / 6

19° 52 J. ALCOBA [1'38.370]							
Lap	Seg1	Seg2	Seg3	Seg4	Lap Time	km/h	Local Time
		24.750	27.990	22.793			
1	27.748	23.074	27.476	22.184	1'40.482	<b>240,0</b>	11:24'00.402
2	27.399	22.834	27.047	22.254	1'39.534	237,4	11:25'39.936
3	27.258	22.742	27.237	22.196	1'39.433C	236,8	11:27'19.369
4	27.166	22.772	27.128	22.128	1'54.020P	235,3	11:29'13.389
5	6'01.120	23.349	27.217	22.390	7'14.076P	235,8	11:36'27.465
6	27.021	22.893	27.868	22.375	1'40.157	235,3	11:38'07.622
7	27.485	23.159	27.339	22.228	1'40.211	236,3	11:39'47.833
8	27.216	22.822	27.081	22.073	1'39.192	234,3	11:41'27.025
9	26.998	22.839	27.129	22.078	1'39.044	235,8	11:43'06.069
10	27.095	22.738	26.970	21.986	1'38.789	236,3	11:44'44.858
11	27.022	22.757	27.049	22.061	1'38.889	234,8	11:46'23.747
12	28.050	22.834	27.131	32.826	1'50.841CP	236,8	11:48'14.588
13	5'47.787	23.484	27.067	22.035	7'00.373P	234,3	11:55'14.961
14	<b>26.823</b>	22.688	27.217	21.989	1'38.717	233,8	11:56'53.678
15	26.849	23.209	<b>26.823</b>	21.938	1'38.819	236,3	11:58'32.497
16	26.932	<b>22.681</b>	26.829	<b>21.928</b>	<b>1'38.370</b>	236,3	12:00'10.867

2	27.905	23.172	27.513	22.465	1'41.055	232,3	11:24'20.429
3	27.366	22.964	27.259	22.311	1'39.900	234,8	11:26'00.329
4	27.131	22.720	27.157	22.136	1'39.144	233,8	11:27'39.473
5	27.177	22.864	27.246	25.267	1'42.554	233,8	11:29'22.027
6	31.537	22.732	27.156	22.185	1'43.610C	235,3	11:31'05.637
7	27.051	22.635	<b>26.985</b>	<b>22.112</b>	<b>1'38.783</b>	235,3	11:32'44.420
8	32.533	23.214	27.162	22.653	1'45.562	<b>236,3</b>	11:34'29.982
9	27.114	22.768	27.521	7'01.638	8'19.041P	235,3	11:42'49.023
10	45.571	23.416	28.854	22.608	2'00.449P	197,4	11:44'49.472
11	27.204	22.919	27.252	22.042	1'39.417C	231,8	11:46'28.889
12	27.026	22.737	27.248	22.186	1'39.197	232,3	11:48'08.086
13	<b>26.881</b>	25.368	31.802	25.421	1'49.472	230,3	11:49'57.558
14	28.213	23.228	27.418	2'51.561	4'10.420P	230,3	11:54'07.978
15	44.497	23.346	32.497	26.762	2'07.102P	225,0	11:56'15.080
16	27.289	22.899	27.283	22.213	1'39.684	229,8	11:57'54.764
17	27.055	22.761	27.173	22.037	1'39.026C	232,3	11:59'33.790
18	27.299	<b>22.619</b>	27.270	22.127	1'39.315	232,3	12:01'13.105

20° 6 C. PEROLARI [1'38.519]							
Lap	Seg1	Seg2	Seg3	Seg4	Lap Time	km/h	Local Time
		24.053	27.831	23.075			
1	27.743	23.273	27.431	22.545	1'40.992	233,8	11:23'42.840
2	27.431	23.105	27.263	22.445	1'40.244	235,3	11:25'23.084
3	27.282	22.955	27.118	22.412	1'39.767	<b>235,8</b>	11:27'02.851
4	27.067	22.923	26.981	22.333	1'39.304	235,3	11:28'42.155
5	30.963	23.850	27.770	22.667	1'45.250	234,3	11:30'27.405
6	27.068	22.763	26.981	22.208	1'39.020	234,8	11:32'06.425
7	27.805	23.037	27.639	37.358	1'55.839P	234,3	11:34'02.264
8	5'37.037	23.176	27.897	22.673	6'50.783P	234,3	11:40'53.047
9	27.083	22.761	27.093	22.154	1'39.091	234,3	11:42'32.138
10	27.074	22.701	27.372	24.152	1'41.299C	235,3	11:44'13.437
11	27.119	23.428	28.600	37.613	1'56.760P	232,8	11:46'10.197
12	4'41.313	23.231	27.370	22.223	5'54.137P	231,8	11:52'04.334
13	<b>26.815</b>	<b>22.583</b>	<b>26.968</b>	<b>22.153</b>	<b>1'38.519</b>	234,3	11:53'42.853
14	27.175	24.864	27.328	37.621	1'56.988P	234,3	11:55'39.841

23° 24 M. RAMIREZ [1'38.822]							
Lap	Seg1	Seg2	Seg3	Seg4	Lap Time	km/h	Local Time
		30.323	30.434	23.021			
1	28.345	23.576	28.236	26.349	1'46.506	235,3	11:24'04.522
2	27.721	23.143	27.582	22.468	1'40.914	236,3	11:25'45.436
3	27.766	23.028	27.521	22.513	1'40.828	<b>237,9</b>	11:27'26.264
4	27.686	22.797	27.454	22.167	1'40.104	234,8	11:29'06.368
5	27.275	22.825	27.428	22.264	1'39.792	235,3	11:30'46.160
6	32.629	23.529	27.305	22.611	1'46.074C	235,8	11:32'32.234
7	27.705	23.102	28.033	37.998	1'56.838CP	231,8	11:34'29.072
8	9'02.681	25.720	28.467	22.470	10'19.338P	233,3	11:44'48.410
9	27.367	22.904	27.244	22.728	1'40.243	233,3	11:46'28.653
10	27.519	22.816	27.195	22.219	1'39.749	<b>237,9</b>	11:48'08.402
11	27.241	25.400	30.251	22.222	1'45.114	231,3	11:49'53.516
12	27.120	22.715	26.995	22.168	1'38.998	234,3	11:51'32.514
13	27.200	<b>22.617</b>	27.007	22.202	1'39.026	233,8	11:53'11.540
14	27.944	22.861	27.169	22.019	1'39.993C	236,8	11:54'51.533
15	27.082	22.806	35.468	29.331	1'54.687	214,7	11:56'46.220
16	30.165	23.210	28.359	25.075	1'46.809	230,8	11:58'33.029
17	<b>27.060</b>	22.695	<b>26.972</b>	<b>22.095</b>	<b>1'38.822</b>	235,3	12:00'11.851

21° 50 D. VOSTATEK [1'38.648]							
Lap	Seg1	Seg2	Seg3	Seg4	Lap Time	km/h	Local Time
		23.922	28.115	31.229			
1	27.650	23.313	27.327	22.229	1'40.519	236,3	11:24'18.896
2	27.066	22.900	27.134	22.032	1'39.132	237,9	11:25'58.028
3	27.161	22.993	27.133	22.065	1'39.352	237,4	11:27'37.380
4	31.587	22.948	27.972	23.066	1'45.573C	233,3	11:29'22.953
5	27.408	22.789	27.275	21.935	1'39.407	236,8	11:31'02.360
6	<b>26.962</b>	22.768	<b>27.052</b>	<b>21.866</b>	<b>1'38.648</b>	236,8	11:32'41.008
7	35.022	23.543	27.609	36.553	2'02.727CP	<b>238,4</b>	11:34'43.735
8	6'16.099	23.085	27.320	22.264	7'28.768P	234,8	11:42'12.503
9	28.088	26.091	28.063	22.772	1'45.014C	237,4	11:43'57.517
10	27.231	22.880	27.287	22.241	1'39.639	237,4	11:45'37.156
11	27.308	22.759	27.090	22.098	1'39.255	<b>238,4</b>	11:47'16.411
12	28.564	23.937	28.405	35.301	1'56.207CP	237,4	11:49'12.618
13	4'25.324	23.702	27.359	22.193	5'38.578P	234,8	11:54'51.196
14	27.105	22.969	34.627	25.160	1'49.861	203,4	11:56'41.057
15	27.317	22.890	27.394	22.058	1'39.659	235,8	11:58'20.716
16	27.018	<b>22.676</b>	27.131	21.987	1'38.812	237,4	11:59'59.528
17	27.014	22.754	27.545	21.977	1'39.290	237,4	12:01'38.818

24° 10 L. TACCINI [1'38.902]							
Lap	Seg1	Seg2	Seg3	Seg4	Lap Time	km/h	Local Time
		24.654	29.328	23.108			
1	27.859	23.549	27.993	22.614	1'42.015	235,3	11:23'38.738
2	28.048	23.305	27.549	22.550	1'41.452	233,3	11:25'20.190
3	27.454	23.193	27.329	22.481	1'40.457	234,3	11:27'00.647
4	27.317	23.171	27.448	22.457	1'40.393	231,8	11:28'41.040
5	29.270	23.275	27.500	12'40.908	14'00.953CP	233,3	11:42'41.993
6	43.185	23.416	27.483	27.078	2'01.162P	232,3	11:44'43.155
7	29.447	23.251	27.140	22.276	1'42.114C	233,3	11:46'25.269
8	27.752	22.993	26.978	22.215	1'39.938C	235,3	11:48'05.207
9	27.296	22.940	27.063	22.378	1'39.677	234,3	11:49'44.884
10	27.263	23.580	27.961	2'32.062	3'50.866CP	233,3	11:53'35.750
11	46.175	23.158	27.955	22.137	1'59.425P	235,8	11:55'35.175
12	<b>26.964</b>	22.990	27.941	31.149	1'49.044C	<b>237,4</b>	11:57'24.219
13	27.028	22.875	26.921	<b>22.078</b>	<b>1'38.902</b>	236,8	11:59'03.121
14	26.998	<b>22.835</b>	<b>26.885</b>	22.519	1'39.237	233,8	12:00'42.358

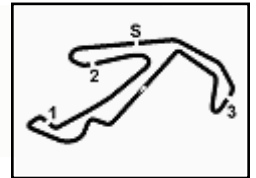
22° 70 J. WHATLEY [1'38.783]							
Lap	Seg1	Seg2	Seg3	Seg4	Lap Time	km/h	Local Time
1	44.237	24.144	28.229	32.646	2'09.256P	231,3	11:22'39.374
							11:20'30.118

25° 3 R. DE ROSA [1'38.971]							
Lap	Seg1	Seg2	Seg3	Seg4	Lap Time	km/h	Local Time
		25.500	28.451	23.060			
1	28.020	23.533	27.468	22.507	1'41.528	235,3	11:24'01.951
2	27.803	23.243	27.896	22.351	1'41.293	227,4	11:25'43.244
3	27.408	22.928	27.217	22.314	1'39.867	<b>235,8</b>	11:27'23.111

12/06/2026 P = Pits In/Out - C = Lap Time Cancelled

These data/results cannot be reproduced, stored and/or transmitted in whole or in part by any manner of electronic, mechanical, photocopying, recording, broadcasting or otherwise now known or herein after developed without the previous express consent by the copyright owner, except for reproduction in daily press and regular printed publications on sale to the public within 60 days of the event related to those data/results and always provided that copyright symbol appears together as follows below.

© DORNA WSBK ORGANIZATION Srl 2026



**Pirelli Emilia-Romagna Round, 12-14 June 2026**  
**Chronological Analysis Free Practice**

Misano Circuit Sic 58 4.226 m

5 / 6

4	28.377	23.125	27.323	22.359	1'41.184	234,8	11:29'04.295	7	27.430	22.912	28.313	27.317	1'45.972	232,3	11:33'53.116
5	27.340	23.063	27.633	40.709	1'58.745P	231,8	11:31'03.040	8	27.089	22.885	27.408	22.389	1'39.771C	236,3	11:35'32.887
6	4'34.243	25.729	28.250	22.954	5'51.176P	228,3	11:36'54.216	9	29.611	23.294	29.585	36.796	1'59.286P	223,6	11:37'32.173
7	27.483	23.174	27.357	22.253	1'40.267	230,8	11:38'34.483	10	6'31.422	23.976	29.039	22.588	7'47.025P	226,4	11:45'19.198
8	27.224	22.906	27.127	22.196	1'39.453	233,8	11:40'13.936	11	27.238	22.947	27.672	24.746	1'42.603	234,3	11:47'01.801
9	27.202	22.738	27.204	22.100	1'39.244	232,3	11:41'53.180	12	27.052	22.935	<b>27.142</b>	22.131	1'39.260	237,9	11:48'41.061
10	27.262	22.804	27.184	1'41.379	2'58.629CP	234,8	11:44'51.809	13	<b>26.995</b>	22.749	27.319	22.265	1'39.328	233,3	11:50'20.389
11	6'56.308	25.743	28.470	23.874	8'14.395P	227,8	11:53'06.204	14	30.496	24.091	27.475	22.188	1'44.250	235,8	11:52'04.639
12	27.329	22.837	27.290	22.072	1'39.528	233,3	11:54'45.732	15	27.070	<b>22.702</b>	27.350	<b>22.124</b>	<b>1'39.246</b>	234,8	11:53'43.885
13	27.228	22.707	27.090	22.300	1'39.325	234,3	11:56'25.057	16	27.135	22.949	27.300	22.392	1'39.776	236,8	11:55'23.661
14	27.458	22.739	27.116	25.844	1'43.157	234,3	11:58'08.214	17	30.321	23.343	29.239	37.688	2'00.591CP	229,3	11:57'24.252
15	27.212	22.681	<b>27.061</b>	22.318	1'39.272	234,3	11:59'47.486								
16	<b>27.171</b>	<b>22.672</b>	27.077	<b>22.051</b>	<b>1'38.971</b>	233,8	12:01'26.457								

26° 25 D. KONIG [1'39.046]							
Lap	Seg1	Seg2	Seg3	Seg4	Lap Time	km/h	Local Time
		24.183	28.612	23.301		234,8	11:21'57.305
1	28.291	23.510	27.784	22.519	1'42.104	234,3	11:23'39.409
2	27.882	23.285	27.580	22.464	1'41.211	<b>238,4</b>	11:25'20.620
3	27.881	25.607	27.694	22.704	1'43.886	236,3	11:27'04.506
4	27.501	23.156	27.290	22.243	1'40.190	235,8	11:28'44.696
5	27.654	23.314	27.864	22.336	1'41.168	234,8	11:30'25.864
6	27.513	23.032	29.187	22.426	1'42.158	232,8	11:32'08.022
7	27.454	23.069	27.182	22.240	1'39.945	236,8	11:33'47.967
8	27.333	22.940	27.306	22.216	1'39.795	233,3	11:35'27.762
9	28.223	24.262	27.106	36.416	1'56.007CP	237,4	11:37'23.769
10	9'20.503	23.526	32.078	24.654	10'40.761P	187,8	11:48'04.530
11	27.384	22.975	28.711	22.232	1'41.302	234,3	11:49'45.832
12	27.165	22.916	27.208	22.045	1'39.334	235,3	11:51'25.166
13	27.236	22.919	27.251	22.119	1'39.525	234,8	11:53'04.691
14	30.834	26.325	28.164	22.369	1'47.692C	219,1	11:54'52.383
15	28.484	23.925	30.290	22.693	1'45.392	225,5	11:56'37.775
16	27.575	23.042	28.525	22.226	1'41.368	229,8	11:58'19.143
17	27.189	22.784	<b>27.099</b>	<b>21.974</b>	<b>1'39.046</b>	233,8	11:59'58.189
18	<b>27.151</b>	<b>22.775</b>	27.347	22.115	1'39.388	233,3	12:01'37.577

29° 44 H. GARZO [1'39.354]							
Lap	Seg1	Seg2	Seg3	Seg4	Lap Time	km/h	Local Time
1	48.584	29.156	30.344	23.186	2'11.270P	233,8	11:22'17.897
2	28.717	23.403	28.520	22.563	1'43.203	240,5	11:24'01.100
3	27.691	22.872	27.498	22.392	1'40.453	239,5	11:25'41.553
4	29.863	23.791	28.125	23.555	1'45.334	236,3	11:27'26.887
5	28.044	22.950	27.490	22.300	1'40.784	238,4	11:29'07.671
6	27.663	22.891	27.903	22.248	1'40.705	<b>241,1</b>	11:30'48.376
7	27.480	23.065	27.640	22.167	1'40.352	236,3	11:32'28.728
8	29.643	23.050	27.757	6'25.828	7'46.278CP	239,5	11:40'15.006
9	46.303	23.125	27.549	22.158	1'59.135P	235,3	11:42'14.141
10	27.474	22.956	27.584	23.432	1'41.446C	236,3	11:43'55.587
11	27.577	22.765	27.693	22.238	1'40.273	234,3	11:45'35.860
12	27.455	22.892	27.676	22.244	1'40.267	234,8	11:47'16.127
13	28.408	23.868	28.273	5'35.571	6'56.120P	237,9	11:54'12.247
14	46.700	27.096	27.675	23.761	2'05.232P	235,3	11:56'17.479
15	27.394	22.737	<b>27.207</b>	<b>22.016</b>	<b>1'39.354</b>	237,4	11:57'56.833
16	27.260	<b>22.561</b>	28.841	22.640	1'41.302	236,8	11:59'38.135
17	<b>27.114</b>	22.588	27.335	21.925	1'38.962C	237,9	12:01'17.097

27° 20 X. CARDELUS [1'39.220]							
Lap	Seg1	Seg2	Seg3	Seg4	Lap Time	km/h	Local Time
							11:20'13.267
1	45.777	25.755	29.376	23.221	2'04.129P	231,3	11:22'17.396
2	28.159	23.393	27.962	22.524	1'42.038	229,8	11:23'59.434
3	27.276	23.142	27.617	22.354	1'40.389C	231,8	11:25'39.823
4	27.139	23.089	27.280	22.309	1'39.817	<b>236,8</b>	11:27'19.640
5	27.304	<b>22.802</b>	<b>27.076</b>	<b>22.038</b>	<b>1'39.220</b>	235,8	11:28'58.860
6	31.072	23.967	29.166	22.824	1'47.029	218,2	11:30'45.889
7	27.267	23.150	27.428	22.348	1'40.193	232,3	11:32'26.082
8	30.401	23.373	27.848	8'47.581	10'09.203CP	229,8	11:42'35.285
9	44.438	23.785	28.318	22.334	1'58.875P	222,2	11:44'34.160
10	27.259	22.942	27.488	22.190	1'39.879	230,3	11:46'14.039
11	27.171	22.942	27.470	22.259	1'39.842	231,3	11:47'53.881
12	31.694	23.640	27.828	3'33.052	4'56.214CP	232,3	11:52'50.095
13	46.615	23.838	27.785	22.255	2'00.493CP	229,8	11:54'50.588
14	<b>27.059</b>	22.910				175,9	

30° 91 B. JIMENEZ [1'39.458]							
Lap	Seg1	Seg2	Seg3	Seg4	Lap Time	km/h	Local Time
1	44.282	24.140	28.346	23.404	2'00.172P	237,9	11:23'13.544
2	28.073	23.136	27.546	22.718	1'41.473	238,4	11:24'55.017
3	27.483	23.103	27.682	22.436	1'40.704	<b>239,5</b>	11:26'35.721
4	27.237	22.938	27.609	22.296	1'40.080	<b>237,4</b>	11:28'15.801
5	27.440	22.883	27.691	22.217	1'40.231	238,9	11:29'56.032
6	27.367	22.790	27.603	22.310	1'40.070	237,4	11:31'36.102
7	27.243	22.886	27.514	22.255	1'39.898	238,4	11:33'16.000
8	29.980	23.649	27.676	6'21.913	7'43.218CP	238,9	11:40'59.218
9	44.084	23.182	27.539	<b>22.077</b>	1'56.882P	238,4	11:42'56.100
10	27.461	<b>22.615</b>	<b>27.367</b>	22.332	1'39.775	238,9	11:44'35.875
11	27.304	22.735	27.389	22.152	1'39.580	238,9	11:46'15.455
12	27.379	22.684	27.416	22.226	1'39.705	<b>239,5</b>	11:47'55.160
13	27.348	22.828	27.577	22.292	1'40.045	<b>239,5</b>	11:49'35.205
14	28.461	23.170	28.288	4'51.392	6'11.311P	237,4	11:55'46.516
15	42.862	23.886	29.039	22.683	1'58.470CP	235,8	11:57'44.986
16	27.304	22.752	27.479	22.302	1'39.837	237,4	11:59'24.823
17	<b>27.197</b>	22.738	27.417	22.106	<b>1'39.458</b>	237,4	12:01'04.281

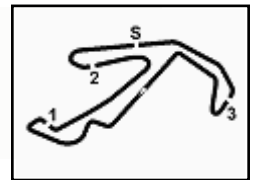
28° 88 A. GIOMBINI [1'39.246]							
Lap	Seg1	Seg2	Seg3	Seg4	Lap Time	km/h	Local Time
		24.395	29.064	28.342		233,8	11:22'02.171
1	27.713	23.269	27.555	22.383	1'40.920	236,3	11:23'43.091
2	27.529	23.126	27.426	22.346	1'40.427	237,9	11:25'23.518
3	27.325	22.890	27.343	22.280	1'39.838	<b>238,9</b>	11:27'03.356
4	27.370	22.843	27.272	22.344	1'39.829	237,4	11:28'43.185
5	29.251	24.786	27.756	22.532	1'44.325	237,9	11:30'27.510
6	27.393	22.793	27.179	22.269	1'39.634	237,9	11:32'07.144

31° 73 J. CRETARO [1'39.675]							
Lap	Seg1	Seg2	Seg3	Seg4	Lap Time	km/h	Local Time
		25.255	28.629	23.148		238,4	11:22'20.976
1	28.309	23.380	27.959	22.864	1'42.512	238,4	11:24'03.488
2	27.825	23.390	27.801	22.617	1'41.633	237,9	11:25'45.121
3	27.855	23.100	28.027	22.482	1'41.464	237,4	11:27'26.585
4	27.728	22.934	27.574	22.408	1'40.644	<b>239,5</b>	11:29'07.229
5	27.853	23.144	27.753	23.471	1'42.221	238,4	11:30'49.450
6	27.576	22.893	27.873	22.632	1'40.974	238,4	11:32'30.424

12/06/2026 P = Pits In/Out - C = Lap Time Cancelled

These data/results cannot be reproduced, stored and/or transmitted in whole or in part by any manner of electronic, mechanical, photocopying, recording, broadcasting or otherwise now known or herein after developed without the previous express consent by the copyright owner, except for reproduction in daily press and regular printed publications on sale to the public within 60 days of the event related to those data/results and always provided that copyright symbol appears together as follows below.

© DORNA WSBK ORGANIZATION Srl 2026



**Pirelli Emilia-Romagna Round, 12-14 June 2026**  
**Chronological Analysis Free Practice**

Misano Circuit Sic 58 4.226 m

6 / 6

7	27.726	22.942	27.913	36.899	1'55.480P	233,8	11:34'25.904	5	28.050	23.743	27.713	23.117	1'42.623	233,3	11:31'04.443
8	9'48.795	24.026	28.257	22.702	11'03.780P	232,3	11:45'29.684	6	27.915	23.555	27.516	23.094	1'42.080	<b>234,3</b>	11:32'46.523
9	27.739	23.104	27.774	22.518	1'41.135	231,8	11:47'10.819	7	28.349	23.693	27.946	38.334	1'58.322P	231,8	11:34'44.845
10	27.553	23.289	27.705	22.492	1'41.039C	235,3	11:48'51.858	8	8'26.872	25.353	28.877	25.005	9'46.107P	228,3	11:44'30.952
11	27.581	22.921	27.570	22.287	1'40.359	237,4	11:50'32.217	9	27.894	23.452	27.700	22.608	1'41.654	230,3	11:46'12.606
12	27.692	22.955	27.815	22.394	1'40.856	233,8	11:52'13.073	10	31.245	23.271	27.551	22.663	1'44.730C	232,3	11:47'57.336
13	27.706	22.847	27.720	22.362	1'40.635	233,8	11:53'53.708	11	27.785	23.285	27.507	22.542	1'41.119	233,3	11:49'38.455
14	27.639	22.819	27.629	22.396	1'40.483	235,3	11:55'34.191	12	27.599	23.272	27.403	22.554	1'40.828	231,8	11:51'19.283
15	27.678	<b>22.724</b>	29.562	23.971	1'43.935C	221,3	11:57'18.126	13	27.971	23.304	33.486	22.590	1'47.351	228,8	11:53'06.634
16	27.635	22.859	27.468	22.243	1'40.205	237,4	11:58'58.331	14	<b>27.453</b>	23.132	<b>27.332</b>	22.489	<b>1'40.406</b>	233,8	11:54'47.040
17	<b>27.406</b>	22.767	<b>27.418</b>	<b>22.084</b>	<b>1'39.675</b>	235,8	12:00'38.006	15	27.650	23.204	27.407	<b>22.469</b>	1'40.730	232,8	11:56'27.770
								16	27.686	24.021	27.969	23.356	1'43.032	231,8	11:58'10.802
								17	27.486	<b>23.050</b>	27.348	22.559	1'40.443	<b>234,3</b>	11:59'51.245
								18	27.607	23.217	27.717	22.644	1'41.185	232,3	12:01'32.430

**32° 31 Y. OKAMOTO [1'39.804]**

Lap	Seg1	Seg2	Seg3	Seg4	Lap Time	km/h	Local Time
		24.460	28.360	22.767		237,9	11:21'55.574
1	28.405	23.827	28.077	22.677	1'42.986	233,3	11:23'38.560
2	27.943	23.389	28.050	22.417	1'41.799	234,8	11:25'20.359
3	27.594	23.094	27.344	22.345	1'40.377	<b>238,9</b>	11:27'00.736
4	27.476	23.268	27.395	22.782	1'40.921	235,3	11:28'41.657
5	27.360	22.994	27.354	22.281	1'39.989	230,3	11:30'21.646
6	27.489	23.467	27.421	22.276	1'40.653	232,8	11:32'02.299
7	27.499	23.105	27.351	22.178	1'40.133	231,3	11:33'42.432
8	<b>27.241</b>	<b>22.817</b>	27.250	22.101	1'39.409C	232,3	11:35'21.841
9	28.230	24.291	29.694	10'08.075	11'30.290P	230,3	11:46'52.131
10	48.940	24.732	28.028	22.689	2'04.389P	229,8	11:48'56.520
11	27.503	23.169	<b>27.037</b>	<b>22.095</b>	<b>1'39.804</b>	235,8	11:50'36.324
12	27.505	22.886	27.342	22.174	1'39.907	231,3	11:52'16.231
13	27.512	22.911	27.291	22.209	1'39.923	230,8	11:53'56.154
14	27.454	22.969	27.135	22.267	1'39.825	235,8	11:55'35.979
15	27.372	23.032	28.010	23.117	1'41.531C	233,3	11:57'17.510
16	27.361	23.010	27.359	22.203	1'39.933	233,3	11:58'57.443
17	27.520	22.919	27.297	22.270	1'40.006	230,3	12:00'37.449

**33° 19 A. KOFLER [1'39.821]**

Lap	Seg1	Seg2	Seg3	Seg4	Lap Time	km/h	Local Time
							11:20'05.555
1	48.471	27.114	30.618	24.855	2'11.058P	216,0	11:22'16.613
2	29.640	24.278	28.264	22.940	1'45.122	<b>237,9</b>	11:24'01.735
3	27.855	23.859	27.685	22.651	1'42.050	236,8	11:25'43.785
4	28.259	23.646	27.848	22.673	1'42.426	235,8	11:27'26.211
5	27.603	23.113	27.548	22.342	1'40.606	235,8	11:29'06.817
6	27.662	23.260	27.504	22.502	1'40.928	233,3	11:30'47.745
7	27.788	23.192	29.227	25.862	1'46.069	218,6	11:32'33.814
8	30.275	24.563	31.054	22.855	1'48.747	187,8	11:34'22.561
9	27.514	23.228	27.500	22.397	1'40.639	235,8	11:36'03.200
10	27.417	23.054	27.412	22.367	1'40.250	233,3	11:37'43.450
11	28.276	23.025	30.359	8'22.419	9'44.079P	229,8	11:47'27.529
12	47.910	26.181	27.724	22.668	2'04.483P	233,3	11:49'32.012
13	27.512	23.152	27.333	22.335	1'40.332	231,8	11:51'12.344
14	27.413	23.032	27.437	22.319	1'40.201	231,8	11:52'52.545
15	<b>27.293</b>	23.000	27.290	<b>22.238</b>	<b>1'39.821</b>	231,3	11:54'32.366
16	31.642	25.165	32.837	23.420	1'53.064C	200,0	11:56'25.430
17	27.557	<b>22.956</b>	<b>27.273</b>	27.916	1'45.702	233,3	11:58'11.132
18	27.620	23.226	27.838	22.505	1'41.189	230,8	11:59'52.321
19	27.583	23.080	28.402	22.555	1'41.620	230,8	12:01'33.941

**34° 22 A. CARRASCO [1'40.406]**

Lap	Seg1	Seg2	Seg3	Seg4	Lap Time	km/h	Local Time
		25.889	29.611	23.664		227,8	11:22'23.372
1	28.802	24.095	28.442	23.106	1'44.445	230,8	11:24'07.817
2	28.240	23.742	27.953	22.969	1'42.904	231,8	11:25'50.721
3	28.210	23.621	27.824	22.931	1'42.586	231,8	11:27'33.307
4	32.049	23.874	28.025	24.565	1'48.513C	228,3	11:29'21.820

12/06/2026 P = Pits In/Out - C = Lap Time Cancelled

These data/results cannot be reproduced, stored and/or transmitted in whole or in part by any manner of electronic, mechanical, photocopying, recording, broadcasting or otherwise now known or herein after developed without the previous express consent by the copyright owner, except for reproduction in daily press and regular printed publications on sale to the public within 60 days of the event related to those data/results and always provided that copyright symbol appears together as follows below.

© DORNA WSBK ORGANIZATION Srl 2026