

**Pirelli Emilia-Romagna Round, 12-14 June 2026**  
**Results Tissot Superpole**

Misano Circuit Sic 58 4.226 m

1 / 4

No.	Rider	Nat	Team	Bike	Class	Time	Gap	Rel.	Laps	Speed	
										Avg	Max
1	<b>61 C. ONCU</b>	TUR	Pata Yamaha Ten Kate Racing	Yamaha YZF-R9		<b>1'36.755</b>			17	157,238	<b>235,8</b>
2	<b>75 A. ARENAS</b>	ESP	AS BLU CRU Racing Team	Yamaha YZF-R9		<b>1'36.855</b>	0.100	0.100	15	157,076	<b>237,9</b>
3	<b>53 V. DEBISE</b>	FRA	EASTROC ZXMMOTO Evan Bros Factory	ZXMMOTO 820RR		<b>1'36.869</b>	0.114	0.014	17	157,053	<b>238,9</b>
4	<b>65 P. OETTL</b>	GER	Feel Racing WorldSSP Team	Ducati Panigale V2		<b>1'37.022</b>	0.267	0.153	18	156,806	<b>243,8</b>
5	<b>11 M. FERRARI</b>	ITA	WRP Racing	Ducati Panigale V2		<b>1'37.049</b>	0.294	0.027	18	156,762	<b>240,5</b>
6	<b>16 A. ZACCONE</b>	ITA	Ecosantagata Althea Racing Team	Ducati Panigale V2		<b>1'37.104</b>	0.349	0.055	17	156,673	<b>238,9</b>
7	<b>69 T. BOOTH-AMOS</b>	GBR	PTR Triumph Factory Racing	Triumph Street Triple 765 RS		<b>1'37.114</b>	0.359	0.010	15	156,657	<b>238,9</b>
8	<b>32 O. BAYLISS</b>	AUS	PTR Triumph Factory Racing	Triumph Street Triple 765 RS		<b>1'37.119</b>	0.364	0.005	17	156,649	<b>244,3</b>
9	<b>40 M. CASADEI</b>	ITA	D34G WorldSSP Racing Team	Ducati Panigale V2		<b>1'37.131</b>	0.376	0.012	16	156,630	<b>238,4</b>
10	<b>5 J. MASIA</b>	ESP	Orelac Racing Verdnatura	Ducati Panigale V2		<b>1'37.169</b>	0.414	0.038	16	156,568	<b>244,3</b>
11	<b>7 F. FARIOLI</b>	ITA	VFT Racing Yamaha	Yamaha YZF-R9		<b>1'37.202</b>	0.447	0.033	19	156,515	<b>238,9</b>
12	<b>43 S. JESPERSEN</b>	DEN	EAB Racing Team	Ducati Panigale V2		<b>1'37.206</b>	0.451	0.004	17	156,509	<b>234,3</b>
13	<b>64 F. CARICASULO</b>	ITA	EASTROC ZXMMOTO Evan Bros Factory	ZXMMOTO 820RR		<b>1'37.231</b>	0.476	0.025	16	156,469	<b>237,9</b>
14	<b>37 R. GARCIA</b>	ESP	GMT94 Yamaha	Yamaha YZF-R9		<b>1'37.363</b>	0.608	0.132	17	156,256	<b>240,0</b>
15	<b>70 J. WHATLEY</b>	GBR	Orelac Racing Verdnatura	Ducati Panigale V2		<b>1'37.382</b>	0.627	0.019	20	156,226	<b>237,9</b>
16	<b>57 A. MAHENDRA</b>	INA	AS BLU CRU Racing Team	Yamaha YZF-R9		<b>1'37.396</b>	0.641	0.014	17	156,204	<b>236,3</b>
17	<b>94 L. MAHIAS</b>	FRA	GMT94 Yamaha	Yamaha YZF-R9		<b>1'37.426</b>	0.671	0.030	13	156,155	<b>234,8</b>
18	<b>77 D. AEGERTER</b>	SUI	Kawasaki WorldSSP Team	Kawasaki ZX-6R 636		<b>1'37.433</b>	0.678	0.007	18	156,144	<b>237,9</b>
19	<b>52 J. ALCOBA</b>	ESP	Kawasaki WorldSSP Team	Kawasaki ZX-6R 636		<b>1'37.648</b>	0.893	0.215	16	155,800	<b>236,3</b>
20	<b>21 K. ZANNONI</b>	ITA	Broncos Racing Team	Ducati Panigale V2		<b>1'37.701</b>	0.946	0.053	17	155,716	<b>236,8</b>
21	<b>44 H. GARZO</b>	ESP	Renzi Corse	Ducati Panigale V2		<b>1'37.756</b>	1.001	0.055	13	155,628	<b>239,5</b>
22	<b>3 R. DE ROSA</b>	ITA	QJMOTOR Factory Racing	QJMOTOR SRK 800 RS *		<b>1'37.796</b>	1.041	0.040	17	155,565	<b>236,3</b>
23	<b>6 C. PEROLARI</b>	FRA	Honda Racing World Supersport	Honda CBR600RR *		<b>1'37.879</b>	1.124	0.083	11	155,433	<b>238,9</b>
24	<b>24 M. RAMIREZ</b>	ESP	QJMOTOR Factory Racing	QJMOTOR SRK 800 RS *		<b>1'38.071</b>	1.316	0.192	17	155,128	<b>236,3</b>
25	<b>50 O. VOSTATEK</b>	CZE	Compos Racing Team	Triumph Street Triple 765 RS		<b>1'38.180</b>	1.425	0.109	18	154,956	<b>238,4</b>
26	<b>91 B. JIMENEZ</b>	ESP	WRP Racing	Ducati Panigale V2		<b>1'38.414</b>	1.659	0.234	19	154,588	<b>243,8</b>
27	<b>10 L. TACCINI</b>	ITA	Ecosantagata Althea Racing Team	Ducati Panigale V2		<b>1'38.432</b>	1.677	0.018	17	154,559	<b>238,4</b>
28	<b>19 A. KOFLER</b>	AUT	Motorsport Kofler	Yamaha YZF-R9 *		<b>1'38.446</b>	1.691	0.014	16	154,538	<b>234,8</b>
29	<b>88 A. GIOMBINI</b>	ITA	Motozoo by Madforce Dubai	MV Agusta F3 800 RR		<b>1'38.505</b>	1.750	0.059	17	154,445	<b>240,5</b>
30	<b>73 J. CRETARO</b>	ITA	Flembo by Racing Development	MV Agusta F3 800 RR		<b>1'38.641</b>	1.886	0.136	18	154,232	<b>238,4</b>
31	<b>31 Y. OKAMOTO</b>	JPN	Pata Yamaha Ten Kate Racing	Yamaha YZF-R9		<b>1'38.863</b>	2.108	0.222	20	153,886	<b>233,3</b>
32	<b>20 X. CARDELUS</b>	AND	Cerba Yamaha Racing Team	Yamaha YZF-R9		<b>1'38.961</b>	2.206	0.098	17	153,733	<b>233,3</b>
33	<b>25 O. KONIG</b>	CZE	Compos Racing Team	Triumph Street Triple 765 RS		<b>1'39.224</b>	2.469	0.263	8	153,326	<b>235,3</b>
34	<b>22 A. CARRASCO</b>	ESP	Honda Racing World Supersport	Honda CBR600RR *		<b>1'39.889</b>	3.134	0.665	17	152,305	<b>234,8</b>

**Qualifying Lap Time (105% of 1'36.755): 1'41.593**

\* WorldSSP Challenge

AIR	Humidity:	39%	Temp:	25°C
TRACK	Condition:	Dry	Temp:	47°C

Records	Pole	[SP]	2023	N.Bulega	1'36.495	157,660	Km/h
	Race	[RC2]	2024	A.Huertas	1'37.114	156,660	Km/h
	All Times	[SP]	2023	N.Bulega	1'36.495	157,660	Km/h

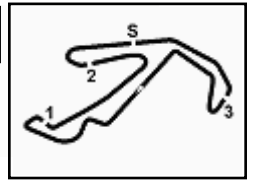
12/06/2026 Start 16:00 End 16:49

The results are provisional until the end of the time limit for protests and appeals and the completion of the technical checks.

Clerk Of The Course: **Raffaele De Fabritis**  
Publication Time: **16:53**

These data/results cannot be reproduced, stored and/or transmitted in whole or in part by any manner of electronic, mechanical, photocopying, recording, broadcasting or otherwise now known or herein after developed without the previous express consent by the copyright owner, except for reproduction in daily press and regular printed publications on sale to the public within 60 days of the event related to those data/results and always provided that copyright symbol appears together as follows below.

© DORNA WSBK ORGANIZATION Srl 2026



**Pirelli Emilia-Romagna Round, 12-14 June 2026**  
**Results Tissot Superpole**

**Session Highlights**

Local Time	No. Rider	Description
16.00.00		Start of Session
16.03.53	<b>10 L. TACCINI</b>	#10 Current Lap Time Cancelled - Exceeded Track Limits - Turn 1
16.05.26	<b>10 L. TACCINI</b>	#10 Lap Time Cancelled [1'42.245] - Exceeded Track Limits - Turn 1
16.05.48	<b>6 C. PEROLARI</b>	#6 Current Lap Time Cancelled - Exceeded Track Limits - Turn 1
16.06.27	<b>94 L. MAHIAS</b>	#94 Current Lap Time Cancelled - Exceeded Track Limits - Turn 1
16.07.16	<b>88 A. GIOMBINI</b>	#88 Current Lap Time Cancelled - Exceeded Track Limits - Turn 1
16.07.21	<b>6 C. PEROLARI</b>	#6 Lap Time Cancelled [1'43.183] - Exceeded Track Limits - Turn 1
16.07.38		Yellow Flag Out - Turn 16
16.07.39		Yellow Flag Out - Turn 16
16.07.40		Yellow Flag Out - Finish Line
16.07.49	<b>25 O. KONIG</b>	#25 Crashed - Turn 16
16.07.58		Yellow Flag In - Finish Line
16.07.58		Riders Under Yellow Flag at Turn Finish Line: #40 #44 #91 #65 #57 #43 #94
16.07.59		Yellow Flag In - Turn 16
16.07.59		Riders Under Yellow Flag at Turn 16: #44 #91 #65 #57 #43 #94
16.08.32	<b>61 C. ONCU</b>	#61 Current Lap Time Cancelled - Exceeded Track Limits - Turn 1
16.08.50	<b>21 K. ZANNONI</b>	#21 Current Lap Time Cancelled - Exceeded Track Limits - Turn 1
16.08.53	<b>10 L. TACCINI</b>	#10 Current Lap Time Cancelled - Exceeded Track Limits - Turn 1
16.08.54	<b>19 A. KOFLER</b>	#19 Current Lap Time Cancelled - Exceeded Track Limits - Turn 1
16.08.55	<b>24 M. RAMIREZ</b>	#24 Current Lap Time Cancelled - Exceeded Track Limits - Turn 1
16.09.06	<b>88 A. GIOMBINI</b>	#88 Lap Time Cancelled [2'01.584] - Exceeded Track Limits - Turn 1
16.09.24	<b>11 M. FERRARI</b>	#11 Current Lap Time Cancelled - Exceeded Track Limits - Turn 1
16.09.38	<b>65 P. OETTL</b>	#65 Current Lap Time Cancelled - Exceeded Track Limits - Turn 1
16.09.44	<b>43 S. JESPERSEN</b>	#43 Current Lap Time Cancelled - Exceeded Track Limits - Turn 1
16.09.45	<b>94 L. MAHIAS</b>	#94 Current Lap Time Cancelled - Exceeded Track Limits - Turn 1
16.10.04	<b>61 C. ONCU</b>	#61 Lap Time Cancelled [1'42.212] - Exceeded Track Limits - Turn 1
16.10.13	<b>32 O. BAYLISS</b>	#32 Current Lap Time Cancelled - Exceeded Track Limits - Turn 1
16.10.22	<b>16 A. ZACCONE</b>	#16 Current Lap Time Cancelled - Exceeded Track Limits - Turn 1
16.10.47	<b>24 M. RAMIREZ</b>	#24 Lap Time Cancelled [2'02.623] - Exceeded Track Limits - Turn 1
16.10.48	<b>7 F. FARIOLI</b>	#7 Current Lap Time Cancelled - Exceeded Track Limits - Turn 1
16.11.05	<b>50 O. VOSTATEK</b>	#50 Current Lap Time Cancelled - Exceeded Track Limits - Turn 1
16.11.33	<b>94 L. MAHIAS</b>	#94 Lap Time Cancelled [1'58.001] - Exceeded Track Limits - Turn 1
16.11.58	<b>32 O. BAYLISS</b>	#32 Lap Time Cancelled [1'55.181] - Exceeded Track Limits - Turn 1
16.12.38	<b>69 T. BOOTH-AMOS</b>	#69 Current Lap Time Cancelled - Exceeded Track Limits - Turn 1
16.12.50	<b>50 O. VOSTATEK</b>	#50 Lap Time Cancelled [1'54.691] - Exceeded Track Limits - Turn 1
16.14.24	<b>69 T. BOOTH-AMOS</b>	#69 Lap Time Cancelled [1'56.159] - Exceeded Track Limits - Turn 1
16.15.14	<b>7 F. FARIOLI</b>	#7 Lap Time Cancelled [4'35.366] - Exceeded Track Limits - Turn 1
16.15.19	<b>11 M. FERRARI</b>	#11 Lap Time Cancelled [6'04.194] - Exceeded Track Limits - Turn 1
16.15.57	<b>43 S. JESPERSEN</b>	#43 Lap Time Cancelled [6'22.702] - Exceeded Track Limits - Turn 1
16.16.36	<b>21 K. ZANNONI</b>	#21 Lap Time Cancelled [7'54.867] - Exceeded Track Limits - Turn 1
16.16.39	<b>65 P. OETTL</b>	#65 Lap Time Cancelled [7'10.491] - Exceeded Track Limits - Turn 1
16.16.46	<b>10 L. TACCINI</b>	#10 Lap Time Cancelled [8'01.875] - Exceeded Track Limits - Turn 1
16.16.46	<b>16 A. ZACCONE</b>	#16 Lap Time Cancelled [6'34.066] - Exceeded Track Limits - Turn 1
16.17.08	<b>19 A. KOFLER</b>	#19 Lap Time Cancelled [8'23.326] - Exceeded Track Limits - Turn 1
16.19.10	<b>3 R. DE ROSA</b>	#3 Current Lap Time Cancelled - Exceeded Track Limits - Turn 1
16.20.31	<b>61 C. ONCU</b>	#61 Current Lap Time Cancelled - Exceeded Track Limits - Turn 1
16.20.32	<b>16 A. ZACCONE</b>	#16 Current Lap Time Cancelled - Exceeded Track Limits - Turn 1
16.20.33	<b>7 F. FARIOLI</b>	#7 Current Lap Time Cancelled - Exceeded Track Limits - Turn 1
16.20.37	<b>73 J. CRETARO</b>	#73 Current Lap Time Cancelled - Exceeded Track Limits - Turn 1
16.20.47	<b>3 R. DE ROSA</b>	#3 Lap Time Cancelled [1'47.134] - Exceeded Track Limits - Turn 1
16.21.09	<b>20 X. CARDELUS</b>	#20 Current Lap Time Cancelled - Exceeded Track Limits - Turn 1
16.21.12	<b>94 L. MAHIAS</b>	#94 On the Gravel - Turn 15
16.21.20	<b>32 O. BAYLISS</b>	#32 Current Lap Time Cancelled - Exceeded Track Limits - Turn 1
16.21.26	<b>94 L. MAHIAS</b>	#94 Rejoined
16.22.06	<b>16 A. ZACCONE</b>	#16 Lap Time Cancelled [1'44.456] - Exceeded Track Limits - Turn 1
16.22.08	<b>7 F. FARIOLI</b>	#7 Lap Time Cancelled [1'44.551] - Exceeded Track Limits - Turn 1
16.22.12	<b>61 C. ONCU</b>	#61 Lap Time Cancelled [1'51.889] - Exceeded Track Limits - Turn 1

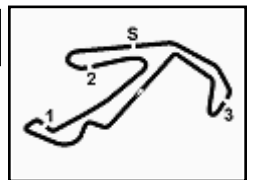
12/06/2026 Start 16:00 End 16:49

The results are provisional until the end of the time limit for protests and appeals and the completion of the technical checks.

Clerk Of The Course: **Raffaele De Fabritiis**  
Publication Time: **16:53**

These data/results cannot be reproduced, stored and/or transmitted in whole or in part by any manner of electronic, mechanical, photocopying, recording, broadcasting or otherwise now known or herein after developed without the previous express consent by the copyright owner, except for reproduction in daily press and regular printed publications on sale to the public within 60 days of the event related to those data/results and always provided that copyright symbol appears together as follows below.

© DORNA WSBK ORGANIZATION Srl 2026



**Pirelli Emilia-Romagna Round, 12-14 June 2026**  
**Results Tissot Superpole**

16.22.23	<b>73 J. CRETARO</b>	#73 Lap Time Cancelled [1'57.158] - Exceeded Track Limits - Turn 1
16.22.46	<b>50 O. VOSTATEK</b>	#50 Current Lap Time Cancelled - Exceeded Track Limits - Turn 1
16.22.47		Yellow Flag Out - Turn 4
16.22.47	<b>24 M. RAMIREZ</b>	#24 Current Lap Time Cancelled - Exceeded Track Limits - Turn 1
16.22.50	<b>40 M. CASADEI</b>	#40 Lap Time Cancelled [1'37.649] - Exceeded Track Limits - Turn 16
16.22.56	<b>6 C. PEROLARI</b>	#6 Crashed - Turn 4
16.23.06	<b>32 O. BAYLISS</b>	#32 Lap Time Cancelled [1'55.868] - Exceeded Track Limits - Turn 1
16.23.06		Yellow Flag In - Turn 4
16.23.07		Riders Under Yellow Flag at Turn 4: #37 #50 #24 #52 #6
16.23.23	<b>6 C. PEROLARI</b>	#6 Rejoined
16.23.49	<b>21 K. ZANNONI</b>	#21 Current Lap Time Cancelled - Exceeded Track Limits - Turn 1
16.23.53	<b>65 P. OETTL</b>	#65 Current Lap Time Cancelled - Exceeded Track Limits - Turn 1
16.23.54	<b>10 L. TACCINI</b>	#10 Current Lap Time Cancelled - Exceeded Track Limits - Turn 1
16.23.54	<b>44 H. GARZO</b>	#44 Current Lap Time Cancelled - Exceeded Track Limits - Turn 1
16.23.54	<b>7 F. FARIOLI</b>	#7 Current Lap Time Cancelled - Exceeded Track Limits - Turn 1
16.23.59	<b>91 B. JIMENEZ</b>	#91 Current Lap Time Cancelled - Exceeded Track Limits - Turn 1
16.24.15	<b>3 R. DE ROSA</b>	#3 Current Lap Time Cancelled - Exceeded Track Limits - Turn 1
16.24.15	<b>19 A. KOFLER</b>	#19 Current Lap Time Cancelled - Exceeded Track Limits - Turn 1
16.24.27	<b>50 O. VOSTATEK</b>	#50 Current Lap Time Cancelled - Exceeded Track Limits - Turn 1
16.25.48	<b>53 V. DEBISE</b>	#53 Current Lap Time Cancelled - Exceeded Track Limits - Turn 1
16.26.10	<b>3 R. DE ROSA</b>	#3 Lap Time Cancelled [2'05.784] - Exceeded Track Limits - Turn 1
16.26.11	<b>50 O. VOSTATEK</b>	#50 Lap Time Cancelled [1'53.283] - Exceeded Track Limits - Turn 1
16.26.34	<b>5 J. MASIA</b>	#5 Current Lap Time Cancelled - Exceeded Track Limits - Turn 1
16.27.12	<b>19 A. KOFLER</b>	#19 Current Lap Time Cancelled - Exceeded Track Limits - Turn 11
16.27.18	<b>53 V. DEBISE</b>	#53 Lap Time Cancelled [1'40.226] - Exceeded Track Limits - Turn 1
16.27.27	<b>69 T. BOOTH-AMOS</b>	#69 Current Lap Time Cancelled - Exceeded Track Limits - Turn 1
16.27.49	<b>50 O. VOSTATEK</b>	#50 Lap Time Cancelled [1'53.283] - Exceeded Track Limits - Turn 11
16.28.39	<b>31 Y. OKAMOTO</b>	#31 Lap Time Cancelled [1'38.977] - Exceeded Track Limits - Turn 16
16.28.54	<b>91 B. JIMENEZ</b>	#91 Lap Time Cancelled [5'04.834] - Exceeded Track Limits - Turn 1
16.29.07	<b>64 F. CARICASULO</b>	#64 Current Lap Time Cancelled - Exceeded Track Limits - Turn 1
16.29.15	<b>69 T. BOOTH-AMOS</b>	#69 Lap Time Cancelled [1'58.428] - Exceeded Track Limits - Turn 1
16.29.46	<b>20 X. CARDELUS</b>	#20 Lap Time Cancelled [8'45.739] - Exceeded Track Limits - Turn 1
16.30.13	<b>65 P. OETTL</b>	#65 Lap Time Cancelled [6'29.941] - Exceeded Track Limits - Turn 1
16.30.49	<b>61 C. ONCU</b>	#61 Current Lap Time Cancelled - Exceeded Track Limits - Turn 1
16.30.54	<b>F. CARICASULO</b>	#64 Lap Time Cancelled [1'58.960] - Exceeded Track Limits - Turn 1
16.31.30	<b>10 L. TACCINI</b>	#10 Lap Time Cancelled [7'46.121] - Exceeded Track Limits - Turn 1
16.31.52	<b>44 H. GARZO</b>	#44 Lap Time Cancelled [8'07.707] - Exceeded Track Limits - Turn 1
16.31.53	<b>21 K. ZANNONI</b>	#21 Lap Time Cancelled [8'12.656] - Exceeded Track Limits - Turn 1
16.31.58	<b>7 F. FARIOLI</b>	#7 Lap Time Cancelled [8'12.545] - Exceeded Track Limits - Turn 1
16.32.08	<b>5 J. MASIA</b>	#5 Lap Time Cancelled [5'43.142] - Exceeded Track Limits - Turn 1
16.32.10	<b>19 A. KOFLER</b>	#19 Lap Time Cancelled [8'05.639] - Exceeded Track Limits - Turn 11
16.32.35	<b>25 O. KONIG</b>	#25 RACELINK GPS IS NOT WORKING WELL - IT MUST BE FIXED BEFORE WARM UP 1
16.32.35	<b>88 A. GIOMBINI</b>	#88 RACELINK GPS IS NOT WORKING WELL - IT MUST BE FIXED BEFORE WARM UP 1
16.33.39	<b>77 D. AEGERTER</b>	#77 Lap Time Cancelled [1'41.134] - Exceeded Track Limits - Turn 16
16.33.57	<b>75 A. ARENAS</b>	#75 Current Lap Time Cancelled - Exceeded Track Limits - Turn 2
16.34.12	<b>11 M. FERRARI</b>	#11 Current Lap Time Cancelled - Exceeded Track Limits - Turn 1
16.34.16		Yellow Flag Out - Turn 4
16.34.27	<b>94 L. MAHIAS</b>	#94 Crashed - Turn 4
16.34.32		Yellow Flag In - Turn 4
16.34.32		Riders Under Yellow Flag at Turn 4: #32 #5 #11 #6 #19 #91 #94
16.34.34	<b>94 L. MAHIAS</b>	#94 Rejoined
16.35.08	<b>61 C. ONCU</b>	#61 Lap Time Cancelled [4'31.016] - Exceeded Track Limits - Turn 1
16.35.30	<b>75 A. ARENAS</b>	#75 Lap Time Cancelled [1'50.398] - Exceeded Track Limits - Turn 2
16.36.07	<b>52 J. ALCOBA</b>	#52 Lap Time Cancelled [1'37.980] - Exceeded Track Limits - Turn 13
16.36.46		Yellow Flag Out - Turn 12
16.36.46		Yellow Flag Out - Turn 13
16.36.56		Yellow Flag Out - Turn 12
16.36.56		Yellow Flag Out - Turn 13
16.36.56		Yellow Flag Out - Turn 11
16.37.11		RED FLAG
16.38.42	<b>44 H. GARZO</b>	#44 Crashed - Turn 13

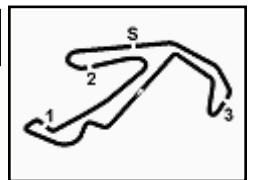
12/06/2026 Start 16:00 End 16:49

The results are provisional until the end of the time limit for protests and appeals and the completion of the technical checks.

Clerk Of The Course: **Raffaele De Fabritiis**  
Publication Time: **16:53**

These data/results cannot be reproduced, stored and/or transmitted in whole or in part by any manner of electronic, mechanical, photocopying, recording, broadcasting or otherwise now known or herein after developed without the previous express consent by the copyright owner, except for reproduction in daily press and regular printed publications on sale to the public within 60 days of the event related to those data/results and always provided that copyright symbol appears together as follows below.

© DORNA WSBK ORGANIZATION Srl 2026



**Pirelli Emilia-Romagna Round, 12-14 June 2026**  
**Results Tissot Superpole**

16.39.05	<b>44</b> H. <b>GARZO</b>	#44 Medical Centre
16.44.00		Session Restart
16.45.45	<b>53</b> V. <b>DEBISE</b>	#53 On the Gravel - Turn 13
16.45.50	<b>53</b> V. <b>DEBISE</b>	#53 Rejoined
16.49.46		End of Session

**Fastest Laps Sequence**

No.	Rider	Nat	Team	Bike	Local Time	Time	Gap	Avg
<b>61</b>	<b>C. ONCU</b>	TUR	Pata Yamaha Ten Kate Racing	Yamaha YZF-R9	16:03'29.191	<b>1'38.430</b>		154,563
<b>53</b>	<b>V. DEBISE</b>	FRA	EASTROC ZXMTOTO Evan Bros Factor	ZXMTOTO 820RR	16:03'41.317	<b>1'38.060</b>	-0.370	155,146
<b>11</b>	<b>M. FERRARI</b>	ITA	WRP Racing	Ducati Panigale V2	16:04'22.889	<b>1'37.862</b>	-0.198	155,460
<b>65</b>	<b>P. OETTL</b>	GER	Feel Racing WorldSSP Team	Ducati Panigale V2	16:04'34.508	<b>1'37.643</b>	-0.219	155,808
<b>61</b>	<b>C. ONCU</b>	TUR	Pata Yamaha Ten Kate Racing	Yamaha YZF-R9	16:05'06.730	<b>1'37.539</b>	-0.104	155,975
<b>11</b>	<b>M. FERRARI</b>	ITA	WRP Racing	Ducati Panigale V2	16:06'00.239	<b>1'37.350</b>	-0.189	156,277
<b>65</b>	<b>P. OETTL</b>	GER	Feel Racing WorldSSP Team	Ducati Panigale V2	16:06'11.662	<b>1'37.154</b>	-0.196	156,593
<b>61</b>	<b>C. ONCU</b>	TUR	Pata Yamaha Ten Kate Racing	Yamaha YZF-R9	16:18'43.536	<b>1'36.791</b>	-0.363	157,180
<b>61</b>	<b>C. ONCU</b>	TUR	Pata Yamaha Ten Kate Racing	Yamaha YZF-R9	16:30'36.680	<b>1'36.755</b>	-0.036	157,238

12/06/2026

Start  
16:00

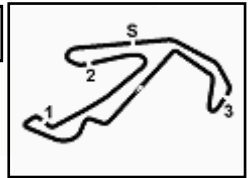
End  
16:49

The results are provisional until the end of the time limit for protests and appeals and the completion of the technical checks.

Clerk Of The Course: **Raffaele De Fabritiis**  
Publication Time: **16:53**

These data/results cannot be reproduced, stored and/or transmitted in whole or in part by any manner of electronic, mechanical, photocopying, recording, broadcasting or otherwise now known or herein after developed without the previous express consent by the copyright owner, except for reproduction in daily press and regular printed publications on sale to the public within 60 days of the event related to those data/results and always provided that copyright symbol appears together as follows below.

© DORNA WSBK ORGANIZATION Srl 2026



**Pirelli Emilia-Romagna Round, 12-14 June 2026**  
**Best Sectors & Speed Tissot Superpole**

Misano Circuit Sic 58 4.226 m

BEST LAP		
1	<b>61 C. ONCU</b>	Yamaha YZF-R9 1'36.755
2	<b>75 A. ARENAS</b>	Yamaha YZF-R9 1'36.855
3	<b>53 V. DEBISE</b>	ZXMOTO 820RR 1'36.869
4	<b>65 P. OETTL</b>	Ducati Panigale V2 1'37.022
5	<b>11 M. FERRARI</b>	Ducati Panigale V2 1'37.049
6	<b>16 A. ZACCONE</b>	Ducati Panigale V2 1'37.104
7	<b>69 T. BOOTH-AMOS</b>	Triumph Street Triple 765 RS 1'37.114
8	<b>32 O. BAYLISS</b>	Triumph Street Triple 765 RS 1'37.119
9	<b>40 M. CASADEI</b>	Ducati Panigale V2 1'37.131
10	<b>5 J. MASIA</b>	Ducati Panigale V2 1'37.169
11	<b>7 F. FARIOLI</b>	Yamaha YZF-R9 1'37.202
12	<b>43 S. JESPERSEN</b>	Ducati Panigale V2 1'37.206
13	<b>64 F. CARICASULO</b>	ZXMOTO 820RR 1'37.231
14	<b>37 R. GARCIA</b>	Yamaha YZF-R9 1'37.363
15	<b>70 J. WHATLEY</b>	Ducati Panigale V2 1'37.382
16	<b>57 A. MAHENDRA</b>	Yamaha YZF-R9 1'37.396
17	<b>94 L. MAHIAS</b>	Yamaha YZF-R9 1'37.426
18	<b>77 D. AEGERTER</b>	Kawasaki ZX-6R 636 1'37.433
19	<b>52 J. ALCOBA</b>	Kawasaki ZX-6R 636 1'37.648
20	<b>21 K. ZANNONI</b>	Ducati Panigale V2 1'37.701
21	<b>44 H. GARZO</b>	Ducati Panigale V2 1'37.756
22	<b>3 R. DE ROSA</b>	QJMOTOR SRK 800 RS 1'37.796
23	<b>6 C. PEROLARI</b>	Honda CBR600RR 1'37.879
24	<b>24 M. RAMIREZ</b>	QJMOTOR SRK 800 RS 1'38.071
25	<b>50 O. VOSTATEK</b>	Triumph Street Triple 765 RS 1'38.180
26	<b>91 B. JIMENEZ</b>	Ducati Panigale V2 1'38.414
27	<b>10 L. TACCINI</b>	Ducati Panigale V2 1'38.432
28	<b>19 A. KOFLER</b>	Yamaha YZF-R9 1'38.446
29	<b>88 A. GIOMBINI</b>	MV Agusta F3 800 RR 1'38.505
30	<b>73 J. CRETARO</b>	MV Agusta F3 800 RR 1'38.641
31	<b>31 Y. OKAMOTO</b>	Yamaha YZF-R9 1'38.863
32	<b>20 X. CARDELUS</b>	Yamaha YZF-R9 1'38.961
33	<b>25 O. KONIG</b>	Triumph Street Triple 765 RS 1'39.224
34	<b>22 A. CARRASCO</b>	Honda CBR600RR 1'39.889

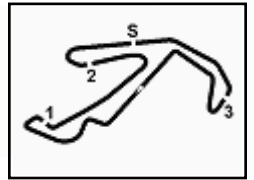
SPEED		
1	<b>32 O. BAYLISS</b>	Triumph Street Triple 765 RS 244,3
2	<b>5 J. MASIA</b>	Ducati Panigale V2 244,3
3	<b>65 P. OETTL</b>	Ducati Panigale V2 243,8
4	<b>91 B. JIMENEZ</b>	Ducati Panigale V2 243,8
5	<b>88 A. GIOMBINI</b>	MV Agusta F3 800 RR 240,5
6	<b>11 M. FERRARI</b>	Ducati Panigale V2 240,5
7	<b>37 R. GARCIA</b>	Yamaha YZF-R9 240,0
8	<b>44 H. GARZO</b>	Ducati Panigale V2 239,5
9	<b>6 C. PEROLARI</b>	Honda CBR600RR 238,9
10	<b>53 V. DEBISE</b>	ZXMOTO 820RR 238,9
11	<b>69 T. BOOTH-AMOS</b>	Triumph Street Triple 765 RS 238,9
12	<b>7 F. FARIOLI</b>	Yamaha YZF-R9 238,9
13	<b>16 A. ZACCONE</b>	Ducati Panigale V2 238,9
14	<b>40 M. CASADEI</b>	Ducati Panigale V2 238,4
15	<b>10 L. TACCINI</b>	Ducati Panigale V2 238,4
16	<b>50 O. VOSTATEK</b>	Triumph Street Triple 765 RS 238,4
17	<b>73 J. CRETARO</b>	MV Agusta F3 800 RR 238,4
18	<b>70 J. WHATLEY</b>	Ducati Panigale V2 237,9
19	<b>75 A. ARENAS</b>	Yamaha YZF-R9 237,9
20	<b>64 F. CARICASULO</b>	ZXMOTO 820RR 237,9
21	<b>77 D. AEGERTER</b>	Kawasaki ZX-6R 636 237,9
22	<b>21 K. ZANNONI</b>	Ducati Panigale V2 236,8
23	<b>3 R. DE ROSA</b>	QJMOTOR SRK 800 RS 236,3
24	<b>57 A. MAHENDRA</b>	Yamaha YZF-R9 236,3
25	<b>24 M. RAMIREZ</b>	QJMOTOR SRK 800 RS 236,3
26	<b>52 J. ALCOBA</b>	Kawasaki ZX-6R 636 236,3
27	<b>61 C. ONCU</b>	Yamaha YZF-R9 235,8
28	<b>25 O. KONIG</b>	Triumph Street Triple 765 RS 235,3
29	<b>19 A. KOFLER</b>	Yamaha YZF-R9 234,8
30	<b>22 A. CARRASCO</b>	Honda CBR600RR 234,8
31	<b>94 L. MAHIAS</b>	Yamaha YZF-R9 234,8
32	<b>43 S. JESPERSEN</b>	Ducati Panigale V2 234,3
33	<b>20 X. CARDELUS</b>	Yamaha YZF-R9 233,3
34	<b>31 Y. OKAMOTO</b>	Yamaha YZF-R9 233,3

SEG. 1		SEG. 2		SEG. 3		SEG. 4	
1	<b>61 C. ONCU</b> 26.195	1	<b>75 A. ARENAS</b> 22.186	1	<b>53 V. DEBISE</b> 26.451	1	<b>61 C. ONCU</b> 21.456
2	<b>16 A. ZACCONE</b> 26.279	2	<b>65 P. OETTL</b> 22.197	2	<b>7 F. FARIOLI</b> 26.478	2	<b>16 A. ZACCONE</b> 21.521
3	<b>75 A. ARENAS</b> 26.336	3	<b>53 V. DEBISE</b> 22.226	3	<b>75 A. ARENAS</b> 26.482	3	<b>65 P. OETTL</b> 21.527
4	<b>11 M. FERRARI</b> 26.393	4	<b>7 F. FARIOLI</b> 22.234	4	<b>32 O. BAYLISS</b> 26.526	4	<b>64 F. CARICASULO</b> 21.556
5	<b>53 V. DEBISE</b> 26.404	5	<b>69 T. BOOTH-AMOS</b> 22.235	5	<b>40 M. CASADEI</b> 26.530	5	<b>94 L. MAHIAS</b> 21.582
6	<b>43 S. JESPERSEN</b> 26.431	6	<b>61 C. ONCU</b> 22.246	6	<b>65 P. OETTL</b> 26.561	6	<b>5 J. MASIA</b> 21.601
7	<b>94 L. MAHIAS</b> 26.449	7	<b>43 S. JESPERSEN</b> 22.248	7	<b>5 J. MASIA</b> 26.595	7	<b>43 S. JESPERSEN</b> 21.603
8	<b>37 R. GARCIA</b> 26.464	8	<b>40 M. CASADEI</b> 22.265	8	<b>77 D. AEGERTER</b> 26.621	8	<b>44 H. GARZO</b> 21.611
9	<b>57 A. MAHENDRA</b> 26.477	9	<b>64 F. CARICASULO</b> 22.275	9	<b>11 M. FERRARI</b> 26.642	9	<b>57 A. MAHENDRA</b> 21.617
10	<b>32 O. BAYLISS</b> 26.481	10	<b>37 R. GARCIA</b> 22.279	10	<b>69 T. BOOTH-AMOS</b> 26.647	10	<b>75 A. ARENAS</b> 21.619
11	<b>69 T. BOOTH-AMOS</b> 26.486	11	<b>11 M. FERRARI</b> 22.290	11	<b>94 L. MAHIAS</b> 26.683	11	<b>40 M. CASADEI</b> 21.622
12	<b>7 F. FARIOLI</b> 26.488	12	<b>32 O. BAYLISS</b> 22.324	12	<b>70 J. WHATLEY</b> 26.685	12	<b>11 M. FERRARI</b> 21.638
13	<b>65 P. OETTL</b> 26.491	13	<b>5 J. MASIA</b> 22.339	13	<b>16 A. ZACCONE</b> 26.699	13	<b>32 O. BAYLISS</b> 21.639
14	<b>70 J. WHATLEY</b> 26.492	14	<b>44 H. GARZO</b> 22.383	14	<b>52 J. ALCOBA</b> 26.708	14	<b>70 J. WHATLEY</b> 21.642
15	<b>64 F. CARICASULO</b> 26.523	15	<b>77 D. AEGERTER</b> 22.406	15	<b>3 R. DE ROSA</b> 26.714	15	<b>7 F. FARIOLI</b> 21.665
16	<b>40 M. CASADEI</b> 26.561	16	<b>70 J. WHATLEY</b> 22.412	16	<b>64 F. CARICASULO</b> 26.720	16	<b>69 T. BOOTH-AMOS</b> 21.666
17	<b>5 J. MASIA</b> 26.577	17	<b>57 A. MAHENDRA</b> 22.415	17	<b>61 C. ONCU</b> 26.726	17	<b>77 D. AEGERTER</b> 21.666
18	<b>21 K. ZANNONI</b> 26.590	18	<b>16 A. ZACCONE</b> 22.428	18	<b>21 K. ZANNONI</b> 26.727	18	<b>53 V. DEBISE</b> 21.686
19	<b>52 J. ALCOBA</b> 26.592	19	<b>91 B. JIMENEZ</b> 22.435	19	<b>6 C. PEROLARI</b> 26.763	19	<b>37 R. GARCIA</b> 21.718
20	<b>3 R. DE ROSA</b> 26.656	20	<b>52 J. ALCOBA</b> 22.439	20	<b>24 M. RAMIREZ</b> 26.767	20	<b>21 K. ZANNONI</b> 21.730
21	<b>6 C. PEROLARI</b> 26.658	21	<b>94 L. MAHIAS</b> 22.449	21	<b>10 L. TACCINI</b> 26.800	21	<b>50 O. VOSTATEK</b> 21.732
22	<b>88 A. GIOMBINI</b> 26.674	22	<b>24 M. RAMIREZ</b> 22.460	22	<b>44 H. GARZO</b> 26.805	22	<b>31 Y. OKAMOTO</b> 21.789
23	<b>77 D. AEGERTER</b> 26.679	23	<b>3 R. DE ROSA</b> 22.468	23	<b>43 S. JESPERSEN</b> 26.825	23	<b>3 R. DE ROSA</b> 21.793
24	<b>44 H. GARZO</b> 26.780	24	<b>73 J. CRETARO</b> 22.492	24	<b>57 A. MAHENDRA</b> 26.836	24	<b>91 B. JIMENEZ</b> 21.807
25	<b>50 O. VOSTATEK</b> 26.807	25	<b>6 C. PEROLARI</b> 22.492	25	<b>37 R. GARCIA</b> 26.841	25	<b>19 A. KOFLER</b> 21.812
26	<b>10 L. TACCINI</b> 26.816	26	<b>21 K. ZANNONI</b> 22.501	26	<b>50 O. VOSTATEK</b> 26.851	26	<b>6 C. PEROLARI</b> 21.841
27	<b>20 X. CARDELUS</b> 26.824	27	<b>88 A. GIOMBINI</b> 22.517	27	<b>19 A. KOFLER</b> 26.966	27	<b>10 L. TACCINI</b> 21.845
28	<b>91 B. JIMENEZ</b> 26.835	28	<b>19 A. KOFLER</b> 22.555	28	<b>88 A. GIOMBINI</b> 26.980	28	<b>52 J. ALCOBA</b> 21.851
29	<b>24 M. RAMIREZ</b> 26.844	29	<b>50 O. VOSTATEK</b> 22.559	29	<b>20 X. CARDELUS</b> 26.998	29	<b>24 M. RAMIREZ</b> 21.874
30	<b>19 A. KOFLER</b> 26.923	30	<b>20 X. CARDELUS</b> 22.704	30	<b>91 B. JIMENEZ</b> 27.008	30	<b>73 J. CRETARO</b> 21.986
31	<b>73 J. CRETARO</b> 26.960	31	<b>10 L. TACCINI</b> 22.726	31	<b>73 J. CRETARO</b> 27.045	31	<b>88 A. GIOMBINI</b> 21.998
32	<b>31 Y. OKAMOTO</b> 26.982	32	<b>25 O. KONIG</b> 22.735	32	<b>25 O. KONIG</b> 27.061	32	<b>20 X. CARDELUS</b> 22.005
33	<b>25 O. KONIG</b> 27.020	33	<b>31 Y. OKAMOTO</b> 22.752	33	<b>31 Y. OKAMOTO</b> 27.157	33	<b>25 O. KONIG</b> 22.011
34	<b>22 A. CARRASCO</b> 27.247	34	<b>22 A. CARRASCO</b> 22.893	34	<b>22 A. CARRASCO</b> 27.261	34	<b>22 A. CARRASCO</b> 22.237

12/06/2026

These data/results cannot be reproduced, stored and/or transmitted in whole or in part by any manner of electronic, mechanical, photocopying, recording, broadcasting or otherwise now known or herein after developed without the previous express consent by the copyright owner, except for reproduction in daily press and regular printed publications on sale to the public within 60 days of the event related to those data/results and always provided that copyright symbol appears together as follows below.

© DORNA WSBK ORGANIZATION Srl 2026



**Pirelli Emilia-Romagna Round, 12-14 June 2026**  
**Ideal Times Tissot Superpole**

Misano Circuit Sic 58 4.226 m

No. Rider	Nat	Bike	Seg. 1 Diff. 1	Seg. 2 Diff. 2	Seg. 3 Diff. 3	Seg. 4 Diff. 4	Ideal Time Best Lap	Pos.	Diff.
1 <b>75 A. ARENAS</b>	ESP	Yamaha YZF-R9	26.336 +0.097	<b>22.186</b>	26.482 +0.041	21.619 +0.094	<b>1'36.623</b> 1'36.855	2	0.232
2 <b>61 C. ONCU</b>	TUR	Yamaha YZF-R9	<b>26.195</b> +0.028	22.246 +0.104	26.726	<b>21.456</b>	<b>1'36.623</b> 1'36.755	1	0.132
3 <b>53 V. DEBISE</b>	FRA	ZXMOTO 820RR	26.404	22.226 +0.043	<b>26.451</b>	21.686 +0.059	<b>1'36.767</b> 1'36.869	3	0.102
4 <b>65 P. OETTL</b>	GER	Ducati Panigale V2	26.491 +0.031	22.197	26.561 +0.215	21.527	<b>1'36.776</b> 1'37.022	4	0.246
5 <b>7 F. FARIOLI</b>	ITA	Yamaha YZF-R9	26.488 +0.193	22.234 +0.118	26.478	21.665 +0.026	<b>1'36.865</b> 1'37.202	11	0.337
6 <b>16 A. ZACCONE</b>	ITA	Ducati Panigale V2	26.279	22.428 +0.088	26.699	21.521 +0.089	<b>1'36.927</b> 1'37.104	6	0.177
7 <b>11 M. FERRARI</b>	ITA	Ducati Panigale V2	26.393	22.290	26.642 +0.060	21.638 +0.026	<b>1'36.963</b> 1'37.049	5	0.086
8 <b>32 D. BAYLISS</b>	AUS	Triumph Street Triple 765 RS	26.481 +0.058	22.324 +0.062	26.526	21.639 +0.029	<b>1'36.970</b> 1'37.119	8	0.149
9 <b>40 M. CASADEI</b>	ITA	Ducati Panigale V2	26.561 +0.056	22.265	26.530 +0.097	21.622	<b>1'36.978</b> 1'37.131	9	0.153
10 <b>69 T. BOOTH-AMOS</b>	GBR	Triumph Street Triple 765 RS	26.486 +0.045	22.235	26.647 +0.035	21.666	<b>1'37.034</b> 1'37.114	7	0.080
11 <b>64 F. CARICASULO</b>	ITA	ZXMOTO 820RR	26.523 +0.044	22.275 +0.054	26.720 +0.059	21.556	<b>1'37.074</b> 1'37.231	13	0.157
12 <b>43 S. JESPERSEN</b>	DEN	Ducati Panigale V2	26.431	22.248 +0.099	26.825	21.603	<b>1'37.107</b> 1'37.206	12	0.099
13 <b>5 J. MASIA</b>	ESP	Ducati Panigale V2	26.577 +0.032	22.339 +0.025	26.595	21.601	<b>1'37.112</b> 1'37.169	10	0.057
14 <b>94 L. MAHIAS</b>	FRA	Yamaha YZF-R9	26.449 +0.155	22.449 +0.069	26.683 +0.039	21.582	<b>1'37.163</b> 1'37.426	17	0.263
15 <b>70 J. WHATLEY</b>	GBR	Ducati Panigale V2	26.492	22.412 +0.040	26.685	21.642 +0.111	<b>1'37.231</b> 1'37.382	15	0.151
16 <b>37 R. GARCIA</b>	ESP	Yamaha YZF-R9	26.464	22.279	26.841 +0.001	21.718 +0.060	<b>1'37.302</b> 1'37.363	14	0.061
17 <b>57 A. MAHENDRA</b>	INA	Yamaha YZF-R9	26.477	22.415 +0.051	26.836	21.617	<b>1'37.345</b> 1'37.396	16	0.051
18 <b>77 D. AEGERTER</b>	SUI	Kawasaki ZX-6R 636	26.679 +0.015	22.406 +0.042	26.621 +0.004	21.666	<b>1'37.372</b> 1'37.433	18	0.061
19 <b>21 K. ZANNONI</b>	ITA	Ducati Panigale V2	26.590	22.501 +0.002	26.727 +0.151	21.730	<b>1'37.548</b> 1'37.701	20	0.153
20 <b>44 H. GARZO</b>	ESP	Ducati Panigale V2	26.780 +0.162	22.383 +0.015	26.805	21.611	<b>1'37.579</b> 1'37.756	21	0.177
21 <b>52 J. ALCOBA</b>	ESP	Kawasaki ZX-6R 636	26.592	22.439 +0.058	26.708	21.851	<b>1'37.590</b> 1'37.648	19	0.058
22 <b>3 R. DE ROSA</b>	ITA	QJMOTOR SRK 800 RS	26.656 +0.165	22.468	26.714	21.793	<b>1'37.631</b> 1'37.796	22	0.165
23 <b>6 C. PEROLARI</b>	FRA	Honda CBR600RR	26.658	22.492 +0.037	26.763 +0.088	21.841	<b>1'37.754</b> 1'37.879	23	0.125
24 <b>24 M. RAMIREZ</b>	ESP	QJMOTOR SRK 800 RS	26.844	22.460	26.767 +0.069	21.874 +0.057	<b>1'37.945</b> 1'38.071	24	0.126
25 <b>50 D. VOSTATEK</b>	CZE	Triumph Street Triple 765 RS	26.807	22.559 +0.085	26.851 +0.146	21.732	<b>1'37.949</b> 1'38.180	25	0.231
26 <b>91 B. JIMENEZ</b>	ESP	Ducati Panigale V2	26.835	22.435 +0.058	27.008 +0.084	21.807 +0.187	<b>1'38.085</b> 1'38.414	26	0.329
27 <b>88 A. GIOMBINI</b>	ITA	MV Agusta F3 800 RR	26.674 +0.145	22.517 +0.142	26.980 +0.028	21.998 +0.021	<b>1'38.169</b> 1'38.505	29	0.336
28 <b>10 L. TACCINI</b>	ITA	Ducati Panigale V2	26.816 +0.129	22.726 +0.035	26.800 +0.081	21.845	<b>1'38.187</b> 1'38.432	27	0.245
29 <b>19 A. KOFLER</b>	AUT	Yamaha YZF-R9	26.923 +0.068	22.555 +0.122	26.966	21.812	<b>1'38.256</b> 1'38.446	28	0.190
30 <b>73 J. CRETARO</b>	ITA	MV Agusta F3 800 RR	26.960	22.492 +0.158	27.045	21.986	<b>1'38.483</b> 1'38.641	30	0.158
31 <b>20 X. CARDELUS</b>	AND	Yamaha YZF-R9	26.824 +0.072	22.704 +0.064	26.998 +0.255	22.005 +0.039	<b>1'38.531</b> 1'38.961	32	0.430
32 <b>31 Y. OKAMOTO</b>	JPN	Yamaha YZF-R9	26.982 +0.034	22.752 +0.024	27.157 +0.082	21.789 +0.043	<b>1'38.680</b> 1'38.863	31	0.183
33 <b>25 D. KONIG</b>	CZE	Triumph Street Triple 765 RS	27.020 +0.137	22.735	27.061 +0.260	22.011	<b>1'38.827</b> 1'39.224	33	0.397
34 <b>22 A. CARRASCO</b>	ESP	Honda CBR600RR	27.247 +0.022	22.893	27.261 +0.229	22.237	<b>1'39.638</b> 1'39.889	34	0.251
<b>Overall Ideal Time</b>			26.195	22.186	26.451	21.456	<b>1'36.288</b>		

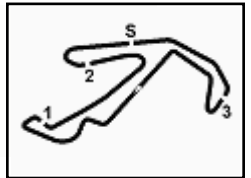
12/06/2026

These data/results cannot be reproduced, stored and/or transmitted in whole or in part by any manner of electronic, mechanical, photocopying, recording, broadcasting or otherwise now known or herein after developed without the previous express consent by the copyright owner, except for reproduction in daily press and regular printed publications on sale to the public within 60 days of the event related to those data/results and always provided that copyright symbol appears together as follows below.

© DORNA WSBK ORGANIZATION Srl 2026

FICR PERUGIA TIMING





**Pirelli Emilia-Romagna Round, 12-14 June 2026**  
**Chronological Analysis Tissot Superpole**

Misano Circuit Sic 58 4.226 m

1 / 6

1° 61 C. ONCU [1'36.755]							
Lap	Seg1	Seg2	Seg3	Seg4	Lap Time	km/h	Local Time
1	46.313	23.398	27.635	21.922	1'59.268P	227,8	15:59'51.493
2	26.911	22.652	27.129	21.738	1'38.430	229,8	16:01'50.761
3	26.587	22.429	26.963	21.560	1'37.539	229,8	16:03'29.191
4	26.549	22.641	27.102	21.824	1'38.116	230,8	16:05'06.730
5	26.463	22.385	26.761	21.672	1'37.281	231,3	16:06'44.846
6	30.984	22.589	26.864	21.775	1'42.212C	233,3	16:08'22.127
7	26.405	22.367	26.869	3'50.570	5'06.211P	230,3	16:10'04.339
8	43.037	22.872	27.157	23.129	1'56.195P	229,3	16:15'10.550
9	<b>26.195</b>	<b>22.246</b>	26.813	21.537	1'36.791	<b>235,8</b>	16:17'06.745
10	26.292	22.321	26.867	21.566	1'37.046	231,8	16:18'43.536
11	32.176	22.837	27.303	29.573	1'51.889C	229,3	16:20'20.582
12	26.528	22.421	26.967	3'35.305	4'51.221P	232,8	16:22'12.471
13	44.024	22.853	27.521	21.835	1'56.233P	227,4	16:27'03.692
14	26.223	22.350	<b>26.726</b>	<b>21.456</b>	<b>1'36.755</b>	230,3	16:28'59.925
15	31.386	23.221	30.534	3'05.875	4'31.016CP	174,5	16:30'36.680
16	57.492	23.350	30.319	7'42.335	9'33.496P	230,8	16:35'07.696
17	48.177	30.268	30.195	22.578	2'11.218P	220,4	16:44'41.192
18							16:46'52.410

1	47.439	22.961	27.071	21.848	1'59.319P	235,3	16:00'57.546
2	26.860	22.399	26.765	21.619	1'37.643	235,8	16:02'56.865
3	26.550	22.285	26.757	21.562	1'37.154	236,3	16:04'34.508
4	26.732	22.395	27.011	22.260	1'38.398C	240,0	16:06'11.662
5	27.015	22.502	26.913	21.845	1'38.275	233,8	16:07'50.060
6	31.000	23.173	27.283	5'49.035	7'10.491CP	233,8	16:09'28.335
7	44.661	23.266	27.560	26.993	2'02.480P	230,8	16:16'38.826
8	26.905	29.836	27.038	22.658	1'46.437	237,4	16:18'41.306
9	26.547	22.358	27.286	21.828	1'38.019	<b>243,8</b>	16:20'27.743
10	26.787	22.243	26.832	21.642	1'37.504	<b>233,3</b>	16:22'05.762
11	36.222	23.514	27.369	5'02.836	6'29.941CP	235,3	16:23'43.266
12	43.738	23.090	26.759	21.618	1'55.205P	232,8	16:30'13.207
13	<b>26.491</b>	22.402	<b>26.561</b>	21.638	1'37.092	235,8	16:32'08.412
14	26.522	<b>22.197</b>	26.776	<b>21.527</b>	<b>1'37.022</b>	233,3	16:33'45.504
15	31.757	22.567	27.412	28.395	1'50.131C	239,5	16:35'22.526
16	31.421	24.709	30.210	5'50.903	7'17.243P	227,8	16:37'12.657
17	43.462	23.311	27.560	22.712	1'57.045P	232,3	16:44'29.900
18	26.789	22.612	26.910	22.099	1'38.410	236,8	16:46'26.945
							16:48'05.355

2° 75 A. ARENAS [1'36.855]							
Lap	Seg1	Seg2	Seg3	Seg4	Lap Time	km/h	Local Time
		23.190	27.580	22.094		230,3	16:03'25.466
1	26.830	22.692	27.037	21.806	1'38.365	229,8	16:05'03.831
2	26.720	22.436	26.879	21.821	1'37.856	230,8	16:06'41.687
3	26.427	22.563	26.853	25.765	1'41.608	232,3	16:08'23.295
4	26.607	22.348	26.710	36.385	1'52.050P	232,3	16:10'15.345
5	4'34.528	23.235	27.192	21.928	5'46.883P	228,8	16:16'02.228
6	<b>26.336</b>	22.538	26.820	21.794	1'37.488	230,8	16:17'39.716
7	26.444	22.306	26.794	<b>21.619</b>	1'37.163	233,8	16:19'16.879
8	26.579	22.827	27.882	38.040	1'55.328P	226,4	16:21'12.207
9	7'55.763	25.188	27.308	25.633	9'13.892P	229,3	16:22'06.099
10	26.484	22.421	26.548	21.621	1'37.074	233,8	16:30'23.173
11	26.392	22.383	<b>26.482</b>	21.690	1'36.947	235,8	16:32'03.109
12	39.314	22.541	26.705	21.838	1'50.398C	236,3	16:33'40.120
13	26.433	<b>22.186</b>	26.523	21.713	<b>1'36.855</b>	<b>237,9</b>	16:35'30.518
14	27.325	23.810	30.835	39.347	2'01.317CP	227,4	16:37'07.373
15	6'18.240	30.231	30.930	22.158	7'41.559P	212,6	16:39'08.690
							16:46'50.249

5° 11 M. FERRARI [1'37.049]							
Lap	Seg1	Seg2	Seg3	Seg4	Lap Time	km/h	Local Time
							16:00'44.968
1	43.408	23.196	27.249	26.206	2'00.059P	231,8	16:02'45.027
2	26.838	22.454	26.758	21.812	1'37.862	235,8	16:04'22.889
3	26.490	22.470	26.752	<b>21.638</b>	1'37.350	239,5	16:06'00.239
4	26.625	22.347	26.748	21.773	1'37.493	235,8	16:07'37.732
5	26.532	22.366	26.774	21.764	1'37.436	234,8	16:09'15.168
6	27.184	22.500	27.243	4'47.267	6'04.194CP	233,3	16:15'19.362
7	43.356	22.938	27.003	21.754	1'55.051P	232,8	16:17'14.413
8	26.436	22.428	26.742	21.735	1'37.341	235,3	16:18'51.754
9	<b>26.393</b>	<b>22.290</b>	26.702	21.664	<b>1'37.049</b>	236,3	16:20'28.803
10	26.432	22.470	<b>26.642</b>	21.767	1'37.311	238,4	16:22'06.114
11	26.759	22.396	26.813	5'30.134	6'46.102P	<b>240,5</b>	16:28'52.216
12	42.996	22.936	27.029	21.799	1'54.760P	230,8	16:30'46.976
13	26.533	22.547	26.917	21.680	1'37.677	232,8	16:32'24.653
14	26.478	22.370	26.643	21.721	1'37.212	235,8	16:34'01.865
15	30.405	23.250	26.918	21.748	1'42.321C	236,3	16:35'44.186
16	26.446	22.403	28.308	7'08.949	8'26.106P	237,4	16:44'10.292
17	56.327	27.128	30.946	22.636	2'17.037P	232,3	16:46'27.329
18	26.529	22.293	26.785	22.247	1'37.854	233,3	16:48'05.183

3° 53 V. DEBISE [1'36.869]							
Lap	Seg1	Seg2	Seg3	Seg4	Lap Time	km/h	Local Time
1	27.095	23.407	27.064	22.526		233,3	16:02'03.257
2	26.724	22.423	26.718	21.824	1'38.060	236,8	16:03'41.317
3	26.757	22.319	26.784	21.943	1'37.770	234,8	16:05'19.087
4	26.744	22.357	26.786	21.776	1'37.676	234,8	16:06'56.763
5	26.744	22.395	26.719	21.769	1'37.627	234,8	16:08'34.390
6	26.738	22.331	26.655	21.768	1'37.492	234,8	16:10'11.882
7	26.668	22.322	26.763	<b>21.686</b>	1'37.439	234,8	16:11'49.321
8	27.466	22.576	26.880	34.382	1'51.304P	234,8	16:13'40.625
9	7'30.317	22.973	27.055	21.924	8'42.269P	234,8	16:15'11.882
10	26.612	<b>22.226</b>	26.662	21.818	1'37.318	235,3	16:22'22.894
11	26.661	22.273	26.715	21.862	1'37.511	235,3	16:24'00.212
12	29.088	22.536	26.750	21.852	1'40.226C	235,8	16:25'37.723
13	26.807	22.517	27.144	33.953	1'50.421P	236,3	16:27'17.949
14	4'31.044	22.979	27.058	21.895	5'42.976P	234,3	16:29'08.370
15	<b>26.404</b>	22.269	<b>26.451</b>	21.745	<b>1'36.869</b>	<b>238,9</b>	16:34'51.346
16	26.617	23.283	30.941	38.234	1'59.075CP	223,6	16:36'28.215
17	6'14.608	22.765	42.537	24.256	7'44.166P	238,4	16:38'27.290
18	26.655	22.336	26.581	21.806	1'37.378	236,3	16:46'11.456
							16:47'48.834

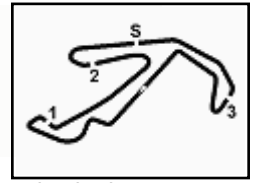
6° 16 A. ZACCONE [1'37.104]							
Lap	Seg1	Seg2	Seg3	Seg4	Lap Time	km/h	Local Time
							16:01'40.500
1	46.130	24.163	28.395	22.647	2'01.335P	229,3	16:03'41.835
2	26.756	22.651	26.853	21.655	1'37.915	232,8	16:05'19.750
3	26.552	22.456	26.761	21.930	1'37.699	234,8	16:06'57.449
4	26.549	22.436	26.786	21.614	1'37.385	234,3	16:08'34.834
5	26.566	<b>22.428</b>	26.733	<b>21.521</b>	1'37.248	235,3	16:10'12.082
6	29.284	23.721	28.246	5'12.815	6'34.066CP	228,3	16:11'46.148
7	43.153	24.568	28.674	21.757	1'58.152P	200,4	16:16'46.148
8	26.533	22.590	26.938	21.774	1'37.835	233,8	16:18'44.300
9	30.948	22.778	27.214	23.516	1'44.456C	<b>238,9</b>	16:20'22.135
10	26.690	22.445	27.947	23.143	1'40.225	237,9	16:22'06.591
11	27.025	22.930	27.713	6'36.149	7'53.817P	232,3	16:23'46.816
12	44.795	24.318	27.944	22.756	1'59.813P	230,3	16:31'40.633
13	30.701	23.375	26.791	21.604	1'42.471	234,8	16:33'40.446
14	26.814	24.697	29.131	23.316	1'43.958	214,3	16:35'22.917
15	27.910	24.250	30.816	4'38.013	6'00.989CP	223,6	16:37'06.875
16	1'29.255	22.862	29.267	21.870	2'43.254P	183,1	16:43'07.864
17	<b>26.279</b>	22.516	<b>26.699</b>	21.610	<b>1'37.104</b>	236,3	16:45'51.118
							16:47'28.222

4° 65 P. OETTL [1'37.022]							
Lap	Seg1	Seg2	Seg3	Seg4	Lap Time	km/h	Local Time

12/06/2026 P = Pits In/Out - C = Lap Time Cancelled

These data/results cannot be reproduced, stored and/or transmitted in whole or in part by any manner of electronic, mechanical, photocopying, recording, broadcasting or otherwise now known or herein after developed without the previous express consent by the copyright owner, except for reproduction in daily press and regular printed publications on sale to the public within 60 days of the event related to those data/results and always provided that copyright symbol appears together as follows below.

© DORNA WSBK ORGANIZATION Srl 2026



**Pirelli Emilia-Romagna Round, 12-14 June 2026**  
**Chronological Analysis Tissot Superpole**

Misano Circuit Sic 58 4.226 m

2 / 6

7° 69 T. BOOTH-AMOS [1'37.114]							
Lap	Seg1	Seg2	Seg3	Seg4	Lap Time	km/h	Local Time
1	26.940	22.636	27.058	21.858	1'38.492	235,8	16:04'20.023
2	26.737	22.440	26.834	21.941	1'37.952	236,3	16:05'57.975
3	26.668	22.455	26.767	21.838	1'37.728	235,8	16:07'35.703
4	26.622	22.338	26.802	21.775	1'37.537	235,3	16:09'13.240
5	<b>26.486</b>	22.299	<b>26.647</b>	21.890	1'37.322	236,8	16:10'50.562
6	26.682	22.380	26.830	21.942	1'37.834	235,8	16:12'28.396
7	29.416	23.546	27.430	35.767	1'56.159CP	234,3	16:14'24.555
8	8'16.005	25.711	27.747	22.810	9'32.273P	232,8	16:23'56.828
9	27.983	22.894	29.423	22.092	1'42.392	220,4	16:25'39.220
10	26.682	22.383	26.689	21.765	1'37.519	<b>238,9</b>	16:27'16.739
11	31.945	23.056	27.190	36.237	1'58.428CP	236,8	16:29'15.167
12	4'25.897	22.891	26.900	22.065	5'37.753P	235,8	16:34'52.920
13	26.531	<b>22.235</b>	26.682	<b>21.666</b>	<b>1'37.114</b>	237,4	16:36'30.034
14	26.579	23.481	34.053	42.980	2'07.093CP	218,2	16:38'37.127
15	6'52.530	27.673	29.577	23.742	8'13.522P	224,1	16:46'50.649

1	43.059	23.487	31.894	25.273	2'03.713P	159,3	16:02'26.003
2	27.059	22.580	26.843	22.105	1'38.587	241,1	16:04'04.590
3	26.761	22.486	26.751	21.748	1'37.746	237,4	16:05'42.336
4	26.695	22.387	26.765	21.829	1'37.676	237,9	16:07'20.012
5	26.927	22.609	27.116	9'17.969	10'34.621P	234,3	16:17'54.633
6	45.346	23.716	27.634	22.202	1'58.898P	231,3	16:19'53.531
7	26.922	22.666	26.882	21.759	1'38.229	234,8	16:21'31.760
8	26.810	22.359	27.054	21.655	1'37.878	234,3	16:23'09.638
9	26.684	22.432	26.847	21.727	1'37.690	234,8	16:24'47.328
10	26.612	22.354	26.849	21.626	1'37.441	235,8	16:26'24.769
11	29.813	23.488	28.202	4'21.639	5'43.142CP	233,3	16:32'07.911
12	45.099	22.831	26.924	21.756	1'56.610P	234,3	16:34'04.521
13	27.356	22.836	27.006	21.706	1'38.904C	233,3	16:35'43.425
14	<b>26.577</b>	<b>22.339</b>	28.190	6'36.422	7'53.528CP	236,3	16:43'36.953
15	1'03.136	23.409	29.403	23.947	2'19.895P	234,8	16:45'56.848
16	26.609	22.364	<b>26.595</b>	<b>21.601</b>	<b>1'37.169</b>	<b>244,3</b>	16:47'34.017

8° 32 O. BAYLISS [1'37.119]							
Lap	Seg1	Seg2	Seg3	Seg4	Lap Time	km/h	Local Time
1	27.125	22.586	27.127	21.892	1'38.730	239,5	16:03'30.197
2	27.067	22.458	26.985	21.759	1'38.269	238,4	16:05'08.466
3	26.981	22.508	26.956	21.662	1'38.107	237,9	16:06'46.573
4	26.998	22.397	26.971	21.909	1'38.275	237,9	16:08'24.848
5	26.960	22.417	26.965	21.783	1'38.125	238,4	16:10'02.973
6	28.960	22.987	27.554	35.680	1'55.181CP	231,8	16:11'58.154
7	4'42.315	24.058	27.922	22.417	5'56.712P	227,8	16:17'54.866
8	26.861	22.509	26.814	<b>21.639</b>	1'37.823	237,4	16:19'32.689
9	26.569	22.390	26.669	21.641	1'37.269	238,4	16:21'09.958
10	28.363	23.977	27.676	35.852	1'55.868CP	233,8	16:23'05.826
11	6'21.526	22.518	26.724	21.734	7'32.502P	236,3	16:30'38.328
12	26.671	23.778	31.666	21.727	1'43.842	167,4	16:32'22.170
13	<b>26.481</b>	22.388	26.621	21.677	1'37.167	238,4	16:33'59.337
14	27.598	25.298	31.092	21.763	1'45.751C	176,5	16:35'45.088
15	26.504	<b>22.324</b>	28.063	46.637	2'03.528CP	241,1	16:37'48.616
16	7'00.124	23.216	27.032	21.993	8'12.365P	236,8	16:46'00.981
17	26.539	22.386	<b>26.526</b>	21.668	<b>1'37.119</b>	<b>244,3</b>	16:47'38.100

11° 7 F. FARIOLI [1'37.202]							
Lap	Seg1	Seg2	Seg3	Seg4	Lap Time	km/h	Local Time
1	43.119	23.071	27.264	22.661	1'56.115P	229,3	16:00'31.625
2	26.783	22.514	26.816	22.010	1'38.123	234,3	16:02'27.740
3	26.501	22.462	26.625	23.623	1'39.211	<b>238,9</b>	16:05'45.074
4	26.726	22.423	26.840	21.775	1'37.764	233,8	16:07'22.838
5	26.661	22.514	26.792	21.787	1'37.754	233,3	16:09'00.592
6	26.588	22.493	26.845	21.827	1'37.753	234,3	16:10'38.345
7	27.422	23.122	27.496	3'17.326	4'35.366CP	231,8	16:15'13.711
8	42.417	22.957	27.252	21.867	1'54.493P	230,3	16:17'08.204
9	<b>26.488</b>	22.403	26.824	21.865	1'37.580	231,3	16:18'45.784
10	26.515	22.380	26.807	21.721	1'37.423	237,4	16:20'23.207
11	31.627	23.130	26.841	22.953	1'44.551C	236,3	16:22'07.758
12	26.717	<b>22.234</b>	26.801	<b>21.665</b>	1'37.417	234,3	16:23'45.175
13	27.584	22.921	29.112	6'52.928	8'12.545CP	234,8	16:31'57.720
14	42.273	22.647	27.111	21.724	1'53.755P	232,8	16:33'51.475
15	26.643	22.414	26.542	21.720	1'37.319	234,8	16:35'28.794
16	26.681	22.352	<b>26.478</b>	21.691	<b>1'37.202</b>	<b>238,9</b>	16:37'05.996
17	27.930	26.027	32.747	4'54.653	6'21.357CP	213,0	16:43'27.353
18	1'15.013	23.273	27.925	24.018	2'30.229P	236,3	16:45'57.582
19	26.572	22.407	26.487	21.885	1'37.351	236,3	16:47'34.933

9° 40 M. CASADEI [1'37.131]							
Lap	Seg1	Seg2	Seg3	Seg4	Lap Time	km/h	Local Time
1	47.825	26.616	27.575	22.265	2'04.281P	233,3	16:00'49.605
2	27.010	22.506	26.965	21.721	1'38.202	234,8	16:04'32.088
3	26.847	22.318	26.752	21.747	1'37.664	236,3	16:06'09.752
4	26.671	22.279	26.918	22.217	1'38.085C	236,8	16:07'47.837
5	31.673	22.878	27.014	7'58.667	9'20.232P	233,8	16:17'08.069
6	43.552	22.741	26.991	21.762	1'55.046P	233,3	16:19'03.115
7	26.581	22.481	26.817	21.696	1'37.575	234,8	16:20'40.690
8	<b>26.561</b>	22.295	26.785	22.008	1'37.649C	234,8	16:22'18.339
9	29.179	22.948	27.267	6'37.633	7'57.027P	234,3	16:30'15.366
10	42.697	22.780	26.852	21.743	1'54.072P	236,3	16:32'09.438
11	26.617	<b>22.265</b>	26.627	<b>21.622</b>	<b>1'37.131</b>	237,4	16:33'46.569
12	26.604	22.382	<b>26.530</b>	21.859	1'37.375	<b>238,4</b>	16:35'23.944
13	26.629	26.400	27.059	26.998	1'47.086	237,4	16:37'11.030
14	35.393	25.699	30.104	5'23.814	6'55.010P	223,1	16:44'06.040
15	58.833	28.685	28.216	26.463	2'22.197P	227,8	16:46'28.237
16	27.073	22.764	26.841	21.912	1'38.590	234,8	16:48'06.827

12° 43 S. JESPERSEN [1'37.206]							
Lap	Seg1	Seg2	Seg3	Seg4	Lap Time	km/h	Local Time
1	59.957	23.566	27.965	22.121	2'13.609P	230,8	16:02'59.795
2	26.856	22.646	27.143	22.875	1'39.520	233,3	16:04'39.315
3	26.833	22.442	27.038	22.079	1'38.392	233,8	16:06'17.707
4	26.733	22.433	26.942	22.286	1'38.394C	233,8	16:07'56.101
5	26.879	22.410	26.951	21.711	1'37.951	233,8	16:09'34.052
6	29.979	23.283	28.434	5'01.006	6'22.702CP	229,3	16:15'56.754
7	44.995	23.732	30.226	22.311	2'01.264P	225,5	16:17'58.018
8	26.669	22.354	26.911	21.685	1'37.619	232,8	16:19'35.637
9	26.658	22.323	26.865	21.669	1'37.515	<b>234,3</b>	16:21'13.152
10	28.227	23.412	27.802	21.974	1'41.415	230,8	16:22'54.567
11	26.728	22.432	28.607	6'45.464	8'03.231P	228,3	16:30'57.798
12	46.693	22.953	27.508	21.740	1'58.894P	228,8	16:32'56.692
13	26.576	<b>22.248</b>	26.927	21.643	1'37.394	231,8	16:34'34.086
14	26.482	22.357	26.908	21.963	1'37.710	232,8	16:36'11.796
15	26.452	22.325	29.891	5'57.737	7'16.405CP	232,8	16:43'28.201
16	1'08.152	22.812	32.389	23.408	2'26.761P	185,2	16:45'54.962
17	<b>26.431</b>	22.347	<b>26.825</b>	<b>21.603</b>	<b>1'37.206</b>	231,8	16:47'32.168

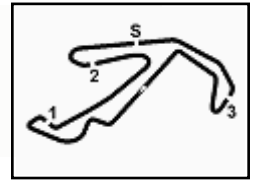
10° 5 J. MASIA [1'37.169]							
Lap	Seg1	Seg2	Seg3	Seg4	Lap Time	km/h	Local Time
16:00'22.290							

13° 64 F. CARICASULO [1'37.231]							
Lap	Seg1	Seg2	Seg3	Seg4	Lap Time	km/h	Local Time
16:00'22.290							

12/06/2026 P = Pits In/Out - C = Lap Time Cancelled

These data/results cannot be reproduced, stored and/or transmitted in whole or in part by any manner of electronic, mechanical, photocopying, recording, broadcasting or otherwise now known or herein after developed without the previous express consent by the copyright owner, except for reproduction in daily press and regular printed publications on sale to the public within 60 days of the event related to those data/results and always provided that copyright symbol appears together as follows below.

© DORNA WSBK ORGANIZATION Srl 2026



**Pirelli Emilia-Romagna Round, 12-14 June 2026**  
**Chronological Analysis Tissot Superpole**

Misano Circuit Sic 58 4.226 m

3 / 6

	23.047	29.654	25.492	166,9	16:02'25.027		
1	26.937	22.842	26.841	21.811	1'38.431	234,8	16:04'03.458
2	26.734	22.496	26.802	21.905	1'37.937	235,3	16:05'41.395
3	26.737	22.664	26.788	21.722	1'37.911	235,8	16:07'19.306
4	32.867	22.796	26.920	21.997	1'44.580	233,3	16:09'03.886
5	26.756	22.652	26.940	35.640	1'51.988P	233,3	16:10'55.874
6	10'15.735	22.895	27.114	21.835	11'27.579P	234,8	16:22'23.453
7	<b>26.523</b>	<b>22.275</b>	26.888	21.581	1'37.267	233,8	16:24'00.720
8	26.604	22.418	26.728	21.707	1'37.457	235,3	16:25'38.177
9	26.712	22.760	26.911	22.062	1'38.445	231,8	16:27'16.622
10	26.671	22.567	27.025	21.864	1'38.127	232,3	16:28'54.749
11	33.990	22.732	27.065	35.173	1'58.960CP	233,3	16:30'53.709
12	2'45.542	22.906	26.817	21.706	3'56.971P	234,3	16:34'50.680
13	26.567	22.329	26.779	<b>21.556</b>	<b>1'37.231</b>	233,8	16:36'27.911
14	27.226	23.495	31.624	46.063	2'08.408CP	229,3	16:38'36.319
15	6'04.058	23.469	29.298	23.938	7'20.763P	234,3	16:45'57.082
16	26.732	22.371	<b>26.720</b>	21.813	1'37.636	<b>237,9</b>	16:47'34.718

16° 57 A. MAHENDRA [1'37.396]									
Lap	Seg.1	Seg.2	Seg.3	Seg.4	Lap Time	km/h	Local Time		
1	27.382	22.833	27.160	21.835	1'39.210	232,3	16:04'30.639		
2	26.822	22.579	27.123	21.866	1'38.390	232,8	16:06'09.029		
3	29.943	22.931	27.670	22.228	1'42.772C	233,3	16:07'51.801		
4	26.732	<b>22.415</b>	27.018	21.684	1'37.849	233,3	16:09'29.650		
5	26.784	22.494	27.090	21.688	1'38.056	234,3	16:11'07.706		
6	26.701	22.641	27.283	36.179	1'52.804P	230,8	16:13'00.510		
7	4'11.769	23.002	27.829	21.913	5'24.513P	227,4	16:18'25.023		
8	26.501	22.579	27.153	21.717	1'37.950	230,3	16:20'02.973		
9	26.591	22.525	26.884	21.656	1'37.656	232,8	16:21'40.629		
10	<b>26.477</b>	22.466	<b>26.836</b>	<b>21.617</b>	<b>1'37.396</b>	232,3	16:23'18.025		
11	26.582	22.944	27.636	36.745	1'53.907P	231,8	16:25'11.932		
12	5'05.862	24.041	28.436	22.171	6'20.510P	229,8	16:31'32.442		
13	27.725	22.653	27.392	21.889	1'39.659	229,8	16:33'12.101		
14	26.619	22.431	26.999	21.752	1'37.801	232,8	16:34'49.902		
15	26.694	22.424	28.008	21.824	1'38.950	<b>236,3</b>	16:36'28.852		
16	26.657	22.738	31.505	39.214	2'00.114CP	228,3	16:38'28.966		
17	6'58.610	30.161	30.964	22.337	8'22.072P	212,2	16:46'51.038		

14° 37 R. GARCIA [1'37.363]							
Lap	Seg.1	Seg.2	Seg.3	Seg.4	Lap Time	km/h	Local Time
		23.550	27.417	25.758	231,8	16:02'24.317	
1	26.785	22.665	26.958	21.992	1'38.400	231,8	16:04'02.717
2	26.681	22.705	27.022	21.834	1'38.242	232,3	16:05'40.959
3	26.657	22.578	26.999	21.852	1'38.086	232,8	16:07'19.045
4	28.063	22.705	27.015	22.441	1'40.224	234,8	16:08'59.269
5	26.646	22.575	27.065	21.762	1'38.048	231,3	16:10'37.317
6	27.305	22.990	27.840	35.137	1'53.272P	229,8	16:12'30.589
7	5'36.840	23.048	27.142	22.045	6'49.075P	231,8	16:19'19.664
8	26.534	22.565	26.932	21.733	1'37.764	231,8	16:20'57.428
9	26.488	22.568	26.921	21.929	1'37.906	230,8	16:22'35.334
10	27.077	23.469	27.690	36.415	1'54.651CP	229,8	16:24'29.985
11	6'29.605	22.939	26.958	22.052	7'41.554P	229,8	16:32'11.539
12	26.663	22.563	<b>26.841</b>	<b>21.718</b>	1'37.785	236,3	16:33'49.324
13	<b>26.464</b>	<b>22.279</b>	26.842	21.778	<b>1'37.363</b>	232,8	16:35'26.687
14	26.615	22.633	27.198	28.830	1'45.276C	234,8	16:37'11.963
15	28.749	24.083	30.071	42.026	2'04.929CP	226,9	16:39'16.892
16	5'25.247	23.196	27.652	22.424	6'38.519P	<b>240,0</b>	16:45'55.411
17	27.189	22.890	28.279	23.523	1'41.881	238,4	16:47'37.292

17° 94 L. MAHIAS [1'37.426]									
Lap	Seg.1	Seg.2	Seg.3	Seg.4	Lap Time	km/h	Local Time		
		23.432	27.479	22.319	231,3	16:03'00.541			
1	26.924	22.557	26.731	21.977	1'38.189	233,3	16:04'38.730		
2	26.699	22.616	27.076	21.842	1'38.233	231,8	16:06'16.963		
3	28.037	22.646	26.897	22.378	1'39.958C	233,3	16:07'56.921		
4	26.735	22.474	26.779	21.715	1'37.703	234,3	16:09'34.624		
5	30.388	23.241	27.876	36.496	1'58.001CP	226,4	16:11'32.625		
6	8'23.023	27.043	27.315	58.771	10'16.152P	229,8	16:21'48.777		
7	7'19.564	25.279	27.553	26.501	8'38.897P	230,3	16:30'27.674		
8	26.750	22.598	<b>26.683</b>	21.929	1'37.960	233,8	16:32'05.634		
9	26.604	22.518	26.722	<b>21.582</b>	<b>1'37.426</b>	233,3	16:33'43.060		
10	57.315	24.419	28.717	37.105	2'27.556CP	225,0	16:36'10.616		
11	1'18.932	24.264	30.531	37.034	2'50.761CP	220,9	16:39'01.377		
12	6'05.554	27.012	31.069	22.840	7'26.475P	229,3	16:46'27.852		
13	<b>26.449</b>	<b>22.449</b>	26.727	21.961	1'37.586	<b>234,8</b>	16:48'05.438		

15° 70 J. WHATLEY [1'37.382]							
Lap	Seg.1	Seg.2	Seg.3	Seg.4	Lap Time	km/h	Local Time
							16:00'22.107
1	43.394	23.486	28.221	27.935	2'03.036P	229,8	16:02'25.143
2	27.291	22.767	27.163	22.420	1'39.641	234,8	16:04'04.784
3	26.891	22.631	27.049	22.464	1'39.035	235,3	16:05'43.819
4	27.031	23.624	27.002	21.890	1'39.547	235,8	16:07'23.366
5	26.913	22.631	26.999	22.168	1'38.711	234,3	16:09'02.077
6	26.932	22.548	27.095	22.039	1'38.614	231,3	16:10'40.691
7	26.908	22.587	27.224	4'49.880	6'06.599P	231,3	16:16'47.290
8	42.318	23.500	28.546	24.186	1'58.550P	229,3	16:18'45.840
9	26.676	22.501	27.046	21.817	1'38.040	237,4	16:20'23.880
10	31.361	23.580	27.301	22.438	1'44.680	235,3	16:22'08.560
11	26.708	<b>22.412</b>	26.792	22.906	1'38.818	236,8	16:23'47.378
12	26.665	22.429	27.090	22.214	1'38.398	<b>237,9</b>	16:25'25.776
13	26.639	22.604	27.106	21.992	1'38.341	230,8	16:27'04.117
14	26.790	22.513	27.045	3'28.041	4'44.389P	232,3	16:31'48.506
15	53.432	23.032	27.330	21.866	2'05.660P	231,3	16:33'54.166
16	26.624	22.543	26.780	<b>21.642</b>	1'37.589	<b>237,9</b>	16:35'31.755
17	26.774	22.546	27.065	24.616	1'41.001C	236,8	16:37'12.756
18	30.328	23.428	29.004	4'53.185	6'15.945CP	231,8	16:43'28.701
19	1'08.996	22.903	28.803	22.088	2'22.790P	223,1	16:45'51.491
20	<b>26.492</b>	22.452	<b>26.685</b>	21.753	<b>1'37.382</b>	234,8	16:47'28.873

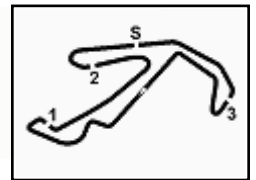
18° 77 D. AEGERTER [1'37.433]									
Lap	Seg.1	Seg.2	Seg.3	Seg.4	Lap Time	km/h	Local Time		
			23.758	27.431	22.321	230,8	16:02'30.622		
1	27.172	22.769	26.906	21.972	1'38.819	234,3	16:04'09.441		
2	27.090	22.620	26.775	22.062	1'38.547	234,8	16:05'47.988		
3	26.952	22.553	26.805	22.323	1'38.633	237,4	16:07'26.621		
4	26.867	22.533	26.711	21.825	1'37.936	<b>237,9</b>	16:09'04.557		
5	26.858	22.544	26.733	21.871	1'38.006	237,4	16:10'42.563		
6	26.914	22.663	26.871	21.875	1'38.323	234,8	16:12'20.886		
7	28.963	25.448	27.321	22.073	1'43.805	232,8	16:14'04.691		
8	26.891	22.573	26.872	21.747	1'38.083	233,8	16:15'42.774		
9	26.843	22.513	26.755	22.009	1'38.120	234,8	16:17'20.894		
10	26.886	22.533	26.820	37.258	1'53.497P	234,3	16:19'14.391		
11	9'07.303	25.108	28.723	22.636	10'23.770P	220,4	16:29'38.161		
12	<b>26.679</b>	22.671	26.733	21.761	1'37.844	233,3	16:31'16.005		
13	26.825	24.980	27.442	21.887	1'41.134C	228,3	16:32'57.139		
14	26.710	22.516	26.696	22.141	1'38.063	236,3	16:34'35.202		
15	26.730	<b>22.406</b>	<b>26.621</b>	21.789	1'37.546	236,3	16:36'12.748		
16	26.735	22.459	30.112	36.318	1'55.624CP	235,8	16:38'08.372		
17	6'43.993	24.052	28.427	22.302	7'58.774P	232,8	16:46'07.146		
18	26.694	22.448	26.625	<b>21.666</b>	<b>1'37.433</b>	236,8	16:47'44.579		

19° 52 J. ALCOBA [1'37.648]									
Lap	Seg.1	Seg.2	Seg.3	Seg.4	Lap Time	km/h	Local Time		
		23.338	27.366	22.139	235,8	16:03'25.730			

12/06/2026 P = Pits In/Out - C = Lap Time Cancelled

These data/results cannot be reproduced, stored and/or transmitted in whole or in part by any manner of electronic, mechanical, photocopying, recording, broadcasting or otherwise now known or herein after developed without the previous express consent by the copyright owner, except for reproduction in daily press and regular printed publications on sale to the public within 60 days of the event related to those data/results and always provided that copyright symbol appears together as follows below.

© DORNA WSBK ORGANIZATION Srl 2026



**Pirelli Emilia-Romagna Round, 12-14 June 2026**  
**Chronological Analysis Tissot Superpole**

4 / 6

1	26.983	22.646	26.916	21.902	1'38.447	<b>236,3</b>	16:05'04.177	5	27.187	24.642	28.700	42.624	2'03.153P	225,0	16:11'09.180
2	26.727	22.554	26.799	21.878	1'37.958	234,8	16:06'42.135	6	4'54.857	23.295	30.315	23.906	6'12.373P	200,4	16:17'21.553
3	26.800	22.521	26.796	25.501	1'41.618	234,8	16:08'23.753	7	26.867	22.600	26.939	21.887	1'38.293	234,8	16:18'59.846
4	26.762	22.461	26.882	33.578	1'49.683P	<b>236,3</b>	16:10'13.436	8	31.967	24.495	28.096	22.576	1'47.134C	225,5	16:20'46.980
5	8'00.890	23.119	27.207	22.121	9'13.337P	231,8	16:19'26.773	9	26.962	22.639	26.921	22.031	1'38.553	235,3	16:22'25.533
6	26.883	22.632	26.894	22.061	1'38.470	233,3	16:21'05.243	10	26.951	22.486	26.973	21.934	1'38.344	233,3	16:24'03.877
7	26.845	22.573	26.944	21.895	1'38.257	233,8	16:22'43.500	11	33.663	24.312	27.946	39.863	2'05.784CP	230,8	16:26'09.661
8	27.032	22.621	26.895	34.040	1'50.588CP	232,8	16:24'34.088	12	5'35.374	23.219	27.461	22.068	6'48.122P	230,3	16:32'57.783
9	4'32.082	27.242	27.315	25.995	5'52.634P	233,8	16:30'26.722	13	<b>26.656</b>	22.517	26.815	21.818	1'37.806	235,8	16:34'35.589
10	<b>26.592</b>	<b>22.497</b>	<b>26.708</b>	<b>21.851</b>	<b>1'37.648</b>	235,3	16:32'04.370	14	26.821	<b>22.468</b>	<b>26.714</b>	<b>21.793</b>	<b>1'37.796</b>	<b>236,3</b>	16:36'13.385
11	26.630	<b>22.439</b>	27.039	21.872	1'37.980C	234,8	16:33'42.350	15	26.682	22.509	30.619	46.057	2'05.867CP	232,8	16:38'19.252
12	36.773	25.398	27.537	21.921	1'51.629	234,8	16:35'33.979	16	6'23.498	23.152	27.849	24.738	7'39.237P	<b>236,3</b>	16:45'58.489
13	26.881	22.646	27.513	22.590	1'39.630C	235,8	16:37'13.609	17	26.903	22.601	26.912	21.865	1'38.281	235,3	16:47'36.770
14	30.630	24.835	29.557	37.292	2'02.314CP	228,8	16:39'15.923								
15	5'31.417	25.021	27.617	21.888	6'45.943P	235,8	16:46'01.866								
16	26.697	22.619	27.036	25.365	1'41.717	235,3	16:47'43.583								

**20° 21 K. ZANNONI [1'37.701]**

Lap	Seg.1	Seg.2	Seg.3	Seg.4	Lap Time	km/h	Local Time
							16:00'07.923
1	44.019	23.706	27.631	22.577	1'57.933P	232,3	16:02'05.856
2	27.200	22.865	27.311	22.143	1'39.519	<b>236,8</b>	16:03'45.375
3	27.257	22.720	27.014	21.958	1'38.949	232,8	16:05'24.324
4	26.937	22.550	26.926	21.918	1'38.331	232,8	16:07'02.655
5	26.794	22.609	26.888	21.754	1'38.045	233,3	16:08'40.700
6	27.876	23.001	27.095	6'36.895	7'54.867CP	231,3	16:16'35.567
7	46.824	23.548	27.854	27.691	2'05.917P	226,9	16:18'41.484
8	26.968	25.561	27.166	22.193	1'41.888	232,3	16:20'23.372
9	27.450	23.152	26.931	21.836	1'39.369	232,3	16:22'02.741
10	26.697	22.572	26.872	21.760	1'37.901	231,8	16:23'40.642
11	27.027	22.747	27.110	6'55.772	8'12.656CP	230,8	16:31'53.298
12	47.690	23.109	27.397	22.177	2'00.373P	228,8	16:33'53.671
13	26.773	22.744	<b>26.727</b>	21.782	1'38.026	234,8	16:35'31.697
14	26.684	<b>22.501</b>	26.761	21.807	1'37.753	234,8	16:37'09.450
15	27.066	23.191	29.141	4'23.164	5'42.562CP	232,3	16:42'52.012
16	1'45.233	22.983	28.238	21.950	2'58.404P	203,8	16:45'50.416
17	<b>26.590</b>	22.503	26.878	<b>21.730</b>	<b>1'37.701</b>	231,8	16:47'28.117

**21° 44 H. GARZO [1'37.756]**

Lap	Seg.1	Seg.2	Seg.3	Seg.4	Lap Time	km/h	Local Time
							16:00'43.800
1	46.226	23.880	28.259	23.810	2'02.175P	232,3	16:02'45.975
2	27.851	22.685	27.702	21.966	1'40.204	234,8	16:04'26.179
3	27.565	22.756	27.698	22.128	1'40.147	233,8	16:06'06.326
4	29.285	23.514	27.457	22.188	1'42.444C	236,3	16:07'48.770
5	31.048	22.859	27.465	5'52.173	7'13.545P	236,3	16:15'02.315
6	45.273	23.522	27.866	25.271	2'01.932P	228,8	16:17'04.247
7	27.200	22.988	27.532	22.895	1'40.615	230,8	16:18'44.862
8	26.947	22.470	27.187	21.951	1'38.555	<b>239,5</b>	16:20'23.417
9	28.716	23.939	27.410	22.453	1'42.518	238,9	16:22'05.935
10	27.082	<b>22.383</b>	26.964	21.799	1'38.228	238,4	16:23'44.163
11	31.378	26.451	29.468	6'40.410	8'07.707CP	208,5	16:31'51.870
12	49.587	23.396	27.799	21.834	2'02.616P	230,3	16:33'54.486
13	26.942	22.398	<b>26.805</b>	<b>21.611</b>	<b>1'37.756</b>	238,9	16:35'32.242
14	<b>26.780</b>	22.442				238,9	

**22° 3 R. DE ROSA [1'37.796]**

Lap	Seg.1	Seg.2	Seg.3	Seg.4	Lap Time	km/h	Local Time
							16:02'26.383
1	27.913	23.369	27.709	22.353	1'41.344	229,8	16:04'07.727
2	27.277	22.743	27.319	22.130	1'39.469	232,8	16:05'47.196
3	27.145	22.710	27.173	22.909	1'39.937	233,8	16:07'27.133
4	27.089	22.632	27.102	22.071	1'38.894	233,8	16:09'06.027

**23° 6 C. PEROLARI [1'37.879]**

Lap	Seg.1	Seg.2	Seg.3	Seg.4	Lap Time	km/h	Local Time
							16:02'21.161
1	27.009	22.774	27.052	22.854	1'38.924	234,8	16:04'00.085
2	<b>26.658</b>	22.529	26.851	<b>21.841</b>	<b>1'37.879</b>	236,3	16:05'37.964
3	28.982	24.897	27.239	22.065	1'43.183C	234,8	16:07'21.147
4	26.734	22.538	26.945	37.038	1'53.255P	237,8	16:09'14.402
5	11'57.041	23.210	27.258	21.972	13'09.481P	234,8	16:22'23.883
6	51.174	26.726	31.323	36.749	2'25.972CP	224,1	16:24'49.855
7	8'05.878	23.170	27.349	22.174	9'18.571P	233,3	16:34'08.426
8	27.606	23.277	27.077	21.926	1'39.886C	234,8	16:35'48.312
9	26.775	<b>22.492</b>	29.608	45.247	2'04.122CP	235,3	16:37'52.434
10	6'49.025	23.101	29.310	24.017	8'05.453P	<b>238,9</b>	16:45'57.887
11	26.814	22.526	<b>26.763</b>	21.887	1'37.990	237,9	16:47'35.877

**24° 24 M. RAMIREZ [1'38.071]**

Lap	Seg.1	Seg.2	Seg.3	Seg.4	Lap Time	km/h	Local Time
							16:02'09.251
1	27.383	22.818	27.257	22.348	1'39.806	233,8	16:03'49.057
2	27.039	22.596	27.032	22.044	1'38.711	234,8	16:05'27.768
3	26.963	22.662	26.986	21.999	1'38.610	234,8	16:07'06.378
4	26.943	22.498	26.897	<b>21.874</b>	1'38.212	<b>236,3</b>	16:08'44.590
5	31.399	23.511	28.118	39.595	2'02.623CP	225,0	16:10'47.213
6	5'32.914	24.622	28.955	23.791	6'50.282P	224,1	16:17'37.495
7	27.319	22.791	27.120	22.540	1'39.770	231,8	16:19'17.265
8	26.891	22.517	26.975	25.485	1'41.868	232,8	16:20'59.133
9	26.925	22.631	26.857	22.367	1'38.780	235,3	16:22'37.913
10	28.631	23.173	28.301	36.852	1'56.957CP	226,9	16:24'34.870
11	6'14.129	24.187	27.866	25.023	7'31.205P	229,3	16:32'06.075
12	26.855	22.612	<b>26.767</b>	21.936	1'38.170	234,3	16:33'44.245
13	29.393	25.008	27.291	25.104	1'46.796	234,8	16:35'31.041
14	<b>26.844</b>	<b>22.460</b>	26.836	21.931	<b>1'38.071</b>	235,3	16:37'09.112
15	28.756	24.542	31.934	41.331	2'06.563CP	219,1	16:39'15.675
16	5'27.805	23.191	27.529	24.782	6'43.307P	234,8	16:45'58.982
17	27.017	22.768	27.288	34.065	1'51.138	235,3	16:47'50.120

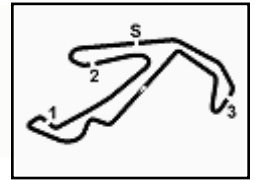
**25° 50 O. VOSTATEK [1'38.180]**

Lap	Seg.1	Seg.2	Seg.3	Seg.4	Lap Time	km/h	Local Time
							16:02'42.126
1	27.216	22.866	27.579	22.300	1'39.227	235,3	16:04'21.353
2	26.976	22.682	27.191	21.795	1'38.644	235,8	16:05'59.997
3	27.104	22.617	26.924	21.865	1'38.510	<b>238,4</b>	16:07'38.507
4	26.918	22.585	26.997	21.813	1'38.313	235,8	16:09'16.820
5	26.887	22.624	26.952	22.059	1'38.522	236,8	16:10'55.342
6	28.390	22.914	27.695	35.692	1'54.691CP	234,3	16:12'50.033
7	5'17.689	23.272	27.227	22.083	6'30.271P	235,3	16:19'20.304
8	26.820	<b>22.559</b>	27.047	21.775	1'38.201	235,8	16:20'58.505
9	<b>26.807</b>	22.644	26.997	<b>21.732</b>	<b>1'38.180</b>	236,3	16:22'36.685
10	28.883	22.746	27.032	22.440	1'41.101C	234,3	16:24'17.786

12/06/2026 P = Pits In/Out - C = Lap Time Cancelled

These data/results cannot be reproduced, stored and/or transmitted in whole or in part by any manner of electronic, mechanical, photocopying, recording, broadcasting or otherwise now known or herein after developed without the previous express consent by the copyright owner, except for reproduction in daily press and regular printed publications on sale to the public within 60 days of the event related to those data/results and always provided that copyright symbol appears together as follows below.

© DORNA WSBK ORGANIZATION Srl 2026



**Pirelli Emilia-Romagna Round, 12-14 June 2026**  
**Chronological Analysis Tissot Superpole**

Misano Circuit Sic 58 4.226 m

5 / 6

11	27.584	22.981	27.881	34.837	1'53.283CP	233,8	16:26'11.069	8	27.424	22.744	27.416	24.035	1'41.619	228,8	16:20'47.319
12	4'48.064	23.576	27.424	21.807	6'00.871P	230,8	16:32'11.940	9	26.991	22.677	<b>26.966</b>	<b>21.812</b>	<b>1'38.446</b>	<b>234,8</b>	16:22'25.765
13	26.965	22.712	26.930	21.821	1'38.428	235,8	16:33'50.368	10	27.055	22.652	27.049	<b>21.812</b>	1'38.568	232,3	16:24'04.333
14	26.932	22.606	26.971	21.870	1'38.379	236,8	16:35'28.747	11	32.101	24.472	29.657	6'39.409	8'05.639CP	223,1	16:32'09.972
15	27.108	22.603	<b>26.851</b>	22.224	1'38.786	237,9	16:37'07.533	12	46.051	23.186	27.267	22.100	1'58.604P	233,8	16:34'08.576
16	27.632	24.189	31.643	37.992	2'01.456CP	222,7	16:39'08.989	13	27.674	23.268	27.112	21.830	1'39.884C	233,8	16:35'48.460
17	5'40.186	23.475	27.821	21.939	6'53.421P	237,4	16:46'02.410	14	<b>26.923</b>	<b>22.555</b>	29.078	6'34.986	7'53.542CP	233,3	16:43'42.002
18	26.904	22.769	26.958	21.861	1'38.492	236,3	16:47'40.902	15	1'05.625	24.842	28.318	21.877	2'20.662P	232,3	16:46'02.664
								16	27.066	22.708	27.112	21.877	1'38.763	233,3	16:47'41.427

26° 91 B. JIMENEZ [1'38.414]							
Lap	Seg1	Seg2	Seg3	Seg4	Lap Time	km/h	Local Time
							16:00'47.190
1	45.904	23.558	28.178	26.416	2'04.056P	236,3	16:02'51.246
2	27.817	22.908	27.466	22.125	1'40.316	238,4	16:04'31.562
3	27.178	22.717	27.330	22.033	1'39.258	242,7	16:06'10.820
4	27.034	22.539	27.262	22.008	1'38.843C	239,5	16:07'49.663
5	27.614	22.582	27.115	21.966	1'39.277	240,5	16:09'28.940
6	26.945	22.517	27.470	22.299	1'39.231	235,8	16:11'08.171
7	26.998	22.518	27.197	21.885	1'38.598	237,9	16:12'46.769
8	28.087	22.892	28.034	4'31.262	5'50.275P	235,3	16:18'37.044
9	42.293	22.809	27.443	21.982	1'54.527P	237,9	16:20'31.571
10	26.920	22.530	27.174	22.206	1'38.830	239,5	16:22'10.401
11	26.991	22.532	27.198	21.857	1'38.578	236,8	16:23'48.979
12	29.373	23.100	28.538	3'43.823	5'04.834CP	237,4	16:28'53.813
13	42.626	23.057	27.448	21.926	1'55.057P	236,3	16:30'48.870
14	<b>26.835</b>	22.493	27.092	21.994	<b>1'38.414</b>	237,4	16:32'27.284
15	29.105	23.031	27.973	22.279	1'42.388	<b>243,8</b>	16:34'09.672
16	27.555	23.187	27.353	22.022	1'40.117C	238,9	16:35'49.789
17	26.987	<b>22.435</b>	28.783	7'02.548	8'20.753P	239,5	16:44'10.542
18	56.723	26.917	28.777	25.508	2'17.925P	233,3	16:46'28.467
19	27.159	22.695	<b>27.008</b>	<b>21.807</b>	1'38.669	240,5	16:48'07.136

29° 88 A. GIOMBINI [1'38.505]							
Lap	Seg1	Seg2	Seg3	Seg4	Lap Time	km/h	Local Time
							16:02'05.122
1	27.376	23.046	23.607	28.688	32.730	233,3	16:02'05.122
2	27.802	22.776	27.205	22.257	1'40.174	234,8	16:03'45.296
3	27.008	22.937	27.139	22.185	1'39.269	234,8	16:07'04.848
4	31.229	23.399	28.047	38.909	2'01.584CP	<b>240,5</b>	16:09'06.432
5	6'47.724	23.496	28.673	22.414	8'02.307P	229,3	16:17'08.739
6	26.973	22.771	27.217	22.138	1'39.099	236,3	16:18'47.838
7	26.935	22.568	27.176	<b>21.998</b>	1'38.677	236,8	16:20'26.515
8	27.037	22.830	27.417	23.270	1'40.554	<b>240,5</b>	16:22'07.069
9	27.152	22.862	27.358	23.644	1'41.016	235,3	16:23'48.085
10	28.437	23.207	28.255	38.685	1'58.584P	233,3	16:25'46.669
11	5'10.609	23.196	27.169	22.283	6'23.257P	235,3	16:32'09.926
12	27.060	22.637	<b>26.980</b>	22.170	1'38.847	236,3	16:33'48.773
13	26.819	22.659	27.008	22.019	<b>1'38.505</b>	240,0	16:35'27.278
14	<b>26.674</b>	<b>22.517</b>	27.147	22.312	1'38.650	237,4	16:37'05.928
15	32.451	24.382	30.719	41.329	2'08.881CP	231,8	16:39'14.809
16	5'23.954	23.076	28.215	25.102	6'40.347P	236,8	16:45'55.156
17	27.290	22.946	27.033	22.609	1'39.878	235,3	16:47'35.034

27° 10 L. TACCINI [1'38.432]							
Lap	Seg1	Seg2	Seg3	Seg4	Lap Time	km/h	Local Time
							15:59'58.487
1	51.366	24.354	27.645	22.325	2'05.690P	230,3	16:02'04.177
2	27.178	22.986	27.164	22.177	1'39.505	232,8	16:03'43.682
3	29.939	22.934	27.055	22.317	1'42.245C	234,8	16:05'25.927
4	26.922	22.880	27.098	22.146	1'39.046	<b>238,4</b>	16:07'04.973
5	27.117	22.876	27.103	22.011	1'39.107	232,8	16:08'44.080
6	26.753	22.858	27.313	6'44.951	8'01.875CP	232,8	16:16'45.955
7	43.473	24.633	28.792	21.885	1'58.783P	199,6	16:18'44.738
8	26.856	22.996	27.086	21.999	1'38.937	237,9	16:20'23.675
9	27.305	23.449	28.581	22.362	1'41.697	232,8	16:22'05.372
10	26.945	22.761	26.881	<b>21.845</b>	<b>1'38.432</b>	234,8	16:23'43.804
11	29.371	22.992	27.313	6'26.445	7'46.121CP	231,8	16:31'29.925
12	55.647	24.301	27.946	22.841	2'10.735P	233,3	16:33'40.660
13	30.687	23.469	27.197	22.142	1'43.495	231,8	16:35'24.155
14	26.869	22.901	27.472	25.809	1'43.051	227,8	16:37'07.206
15	27.898	24.276	30.685	4'40.059	6'02.918CP	230,8	16:43'10.124
16	1'27.298	23.080	28.881	22.302	2'41.561P	232,8	16:45'51.685
17	<b>26.816</b>	<b>22.726</b>	<b>26.800</b>	23.132	1'39.474	234,3	16:47'31.159

30° 73 J. CRETARO [1'38.641]							
Lap	Seg1	Seg2	Seg3	Seg4	Lap Time	km/h	Local Time
							24.704
1	27.822	23.058	27.746	22.817	22.817	229,8	16:02'15.665
2	27.448	22.971	27.750	22.405	1'41.031	231,3	16:03'56.696
3	3'17.542	23.709	27.790	35.957	1'54.126P	231,3	16:05'50.822
4	27.426	22.943	27.672	22.241	1'40.282	229,8	16:12'02.593
5	27.112	22.873	27.549	22.228	1'39.762	230,8	16:13'42.355
6	27.111	22.833	27.451	22.522	1'39.917	230,8	16:15'22.272
7	27.296	22.802	27.589	23.292	1'40.979	232,3	16:17'03.251
8	27.557	24.055	28.488	22.493	1'42.593	234,3	16:18'45.844
9	27.436	22.807	27.521	22.214	1'39.978	233,8	16:20'25.822
10	30.769	23.266	27.574	35.549	1'57.158CP	235,3	16:22'22.980
11	6'08.858	23.781	27.831	22.344	7'22.814P	231,8	16:29'45.794
12	27.290	22.822	27.471	22.163	1'39.746	232,8	16:31'25.540
13	27.129	22.739	27.242	22.093	1'39.203	234,3	16:33'04.743
14	27.011	22.601	27.266	21.998	1'38.876	234,8	16:34'43.619
15	27.139	<b>22.492</b>	27.189	22.064	1'38.884	234,8	16:36'22.503
16	26.995	22.566	30.699	38.790	1'59.050CP	233,3	16:38'21.553
17	6'16.631	22.985	28.602	22.269	7'30.487P	236,8	16:45'52.040
18	<b>26.960</b>	22.650	<b>27.045</b>	<b>21.986</b>	<b>1'38.641</b>	<b>238,4</b>	16:47'30.681

28° 19 A. KOFLER [1'38.446]							
Lap	Seg1	Seg2	Seg3	Seg4	Lap Time	km/h	Local Time
							16:00'03.084
1	47.352	24.183	28.352	23.049	2'02.936P	229,3	16:02'06.020
2	27.588	23.284	27.421	22.052	1'40.345	234,3	16:03'46.365
3	27.811	22.807	27.297	21.946	1'39.861	232,8	16:05'26.226
4	27.125	22.881	27.045	21.959	1'39.010	234,3	16:07'05.236
5	27.182	22.779	27.076	22.064	1'39.101	<b>234,8</b>	16:08'44.337
6	31.391	23.988	28.130	6'59.817	8'23.326CP	225,9	16:17'07.663
7	44.445	23.485	27.934	22.173	1'58.037P	228,3	16:19'05.700

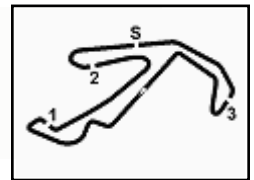
31° 31 Y. OKAMOTO [1'38.863]							
Lap	Seg1	Seg2	Seg3	Seg4	Lap Time	km/h	Local Time
							15:59'53.372
1	44.831	23.448	27.427	21.935	1'57.641P	231,8	16:01'51.013
2	27.049	22.820	<b>27.157</b>	21.909	1'38.935	<b>233,3</b>	16:03'29.948
3	27.128	23.242	27.296	21.856	1'39.522	231,8	16:05'09.470
4	27.208	22.892	27.358	21.923	1'39.381	231,3	16:06'48.851
5	27.197	22.831	27.382	21.928	1'39.338	229,8	16:08'28.189
6	27.170	22.766	27.582	21.841	1'39.359	229,3	16:10'07.548
7	27.031	22.846	27.261	<b>21.789</b>	1'38.927	230,8	16:11'46.475

12/06/2026 P = Pits In/Out - C = Lap Time Cancelled

These data/results cannot be reproduced, stored and/or transmitted in whole or in part by any manner of electronic, mechanical, photocopying, recording, broadcasting or otherwise now known or herein after developed without the previous express consent by the copyright owner, except for reproduction in daily press and regular printed publications on sale to the public within 60 days of the event related to those data/results and always provided that copyright symbol appears together as follows below.

© DORNA WSBK ORGANIZATION Srl 2026





**Pirelli Emilia-Romagna Round, 12-14 June 2026**  
**Chronological Analysis Tissot Superpole**

6 / 6

8	<b>26.982</b>	<b>22.752</b>	27.282	21.849	1'38.865	229,8	16:13'25.340	14	27.269	<b>22.893</b>	27.490	<b>22.237</b>	<b>1'39.889</b>	234,3	16:36'25.359
9	27.129	22.962	27.574	22.427	1'40.092	228,3	16:15'05.432	15	27.278	28.716	33.707	42.596	2'12.297CP	210,9	16:38'37.656
10	28.413	23.842	29.031	7'37.985	8'59.271P	226,4	16:24'04.703	16	6'07.194	25.352	29.922	23.790	7'26.258P	225,5	16:46'03.914
11	47.561	24.471	28.027	22.339	2'02.398P	228,3	16:26'07.101	17	27.371	23.345	27.456	22.305	1'40.477	230,8	16:47'44.391
12	27.084	22.871	27.243	21.779	1'38.977C	228,8	16:27'46.078								
13	27.016	22.776	27.239	21.832	<b>1'38.863</b>	230,8	16:29'24.941								
14	27.137	22.775	27.313	21.791	1'39.016	229,3	16:31'03.957								
15	27.036	22.790	27.313	21.869	1'39.008	228,8	16:32'42.965								
16	27.227	22.804	27.549	22.054	1'39.634	229,8	16:34'22.599								
17	27.065	23.207	27.526	21.980	1'39.778	230,8	16:36'02.377								
18	27.157	22.834	30.355	6'32.539	7'52.885CP	229,8	16:43'55.262								
19	45.619	26.381	27.530	24.471	2'04.001P	230,8	16:45'59.263								
20	27.192	23.098	27.203	22.086	1'39.579	232,3	16:47'38.842								

32° 20 X. CARDELUS [1'38.961]							
Lap	Seg1	Seg2	Seg3	Seg4	Lap Time	km/h	Local Time
							16:00'00.701
1	44.766	24.553	30.020	26.526	2'05.865P	203,4	16:02'06.566
2	27.261	22.799	27.209	22.009	1'39.278	232,8	16:03'45.844
3	28.959	23.546	27.741	<b>22.005</b>	1'42.251	228,3	16:05'28.095
4	26.885	22.743	<b>26.998</b>	22.383	1'39.009	<b>233,3</b>	16:07'07.104
5	26.922	22.731	27.271	22.240	1'39.164	231,8	16:08'46.268
6	27.083	25.382	29.408	5'25.083	6'46.956P	229,3	16:15'33.224
7	45.886	23.712	28.385	22.362	2'00.345P	224,1	16:17'33.569
8	27.224	24.035	31.714	24.316	1'47.289	172,0	16:19'20.858
9	27.023	22.794	27.165	22.164	1'39.146	230,3	16:21'00.004
10	28.513	23.159	27.696	7'26.371	8'45.739CP	229,8	16:29'45.743
11	47.199	28.375	30.428	22.373	2'08.375P	225,0	16:31'54.118
12	26.873	22.857	27.241	22.029	1'39.000	229,8	16:33'33.118
13	26.896	22.768	27.253	22.044	<b>1'38.961</b>	228,8	16:35'12.079
14	<b>26.824</b>	<b>22.704</b>	27.824	42.208	1'59.560C	229,3	16:37'11.639
15	30.191	23.919	29.694	5'05.010	6'28.814CP	226,9	16:43'40.453
16	1'01.191	23.398	27.832	22.443	2'14.864P	230,3	16:45'55.317
17	26.937	34.823	27.627	22.433	1'51.820	230,3	16:47'47.137

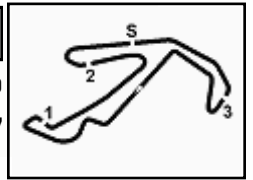
33° 25 O. KONIG [1'39.224]							
Lap	Seg1	Seg2	Seg3	Seg4	Lap Time	km/h	Local Time
		23.329	27.520	22.219		234,3	16:02'42.304
1	27.244	22.910	27.184	22.120	1'39.458	<b>235,3</b>	16:04'21.762
2	27.157	<b>22.735</b>	27.321	<b>22.011</b>	<b>1'39.224</b>	233,8	16:06'00.986
3	<b>27.020</b>	23.518	27.597	22.807	26'58.309	231,8	16:32'59.295
4	27.322	23.107	33.080	22.431	1'45.940	191,2	16:34'45.235
5	27.169	23.002	27.444	22.176	1'39.791	231,3	16:36'25.026
6	27.354	27.964	34.226	40.182	2'09.726CP	220,4	16:38'34.752
7	6'14.804	23.514	28.053	22.187	7'28.558P	234,3	16:46'03.310
8	27.068	22.822	<b>27.061</b>	23.968	1'40.919	234,3	16:47'44.229

34° 22 A. CARRASCO [1'39.889]							
Lap	Seg1	Seg2	Seg3	Seg4	Lap Time	km/h	Local Time
		25.282	28.299	22.830		233,8	16:02'15.896
1	27.903	23.132	27.555	22.383	1'40.973	234,3	16:03'56.869
2	27.579	22.980	27.637	22.735	1'40.931	234,3	16:05'37.800
3	27.564	23.116	27.649	25.748	1'44.077	231,3	16:07'21.877
4	27.437	23.126	<b>27.261</b>	22.605	1'40.429	<b>234,8</b>	16:09'02.306
5	31.291	24.492	28.646	26.067	1'50.496	231,8	16:10'52.802
6	27.562	23.352	31.553	35.970	1'58.437P	227,8	16:12'51.239
7	5'34.851	23.560	28.118	23.110	6'49.639P	227,8	16:19'40.878
8	27.486	23.151	27.545	22.588	1'40.770	230,8	16:21'21.648
9	27.801	23.254	27.436	22.549	1'41.040	230,3	16:23'02.688
10	27.676	23.177	27.697	22.652	1'41.202	229,8	16:24'43.890
11	27.792	23.276	27.744	36.660	1'55.472P	229,8	16:26'39.362
12	5'06.277	23.535	27.552	22.925	6'20.289P	<b>234,8</b>	16:32'59.651
13	<b>27.247</b>	23.032	33.105	22.435	1'45.819	194,2	16:34'45.470

12/06/2026 P = Pits In/Out - C = Lap Time Cancelled

These data/results cannot be reproduced, stored and/or transmitted in whole or in part by any manner of electronic, mechanical, photocopying, recording, broadcasting or otherwise now known or herein after developed without the previous express consent by the copyright owner, except for reproduction in daily press and regular printed publications on sale to the public within 60 days of the event related to those data/results and always provided that copyright symbol appears together as follows below.

© DORNA WSBK ORGANIZATION Srl 2026


**Pirelli Emilia-Romagna Round, 12-14 June 2026**  
**Best Laps & Speeds**

Misano Circuit Sic 58 4.226 m

1 / 2

No.	Rider Bike	Nat	Best Lap		FP		SP												
			LL	SPD	LL	SPD	LL	SPD											
1	<b>61 C. ONCU</b> Yamaha YZF-R9	TUR	<b>1'36.755</b> 35 235,8		1'37.446 18 235,3		<b>1'36.755</b> 17 <b>235,8</b>												
2	<b>75 A. ARENAS</b> Yamaha YZF-R9	ESP	<b>1'36.855</b> 30 240,0		1'37.434 15 <b>240,0</b>		<b>1'36.855</b> 15 237,9												
3	<b>53 V. DEBISE</b> ZXMOTO 820RR	FRA	<b>1'36.869</b> 33 238,9		1'37.862 16 237,9		<b>1'36.869</b> 17 <b>238,9</b>												
4	<b>65 P. OETTL</b> Ducati Panigale V2	GER	<b>1'37.022</b> 38 243,8		1'37.390 20 240,5		<b>1'37.022</b> 18 <b>243,8</b>												
5	<b>11 M. FERRARI</b> Ducati Panigale V2	ITA	<b>1'37.049</b> 34 241,1		1'37.860 16 <b>241,1</b>		<b>1'37.049</b> 18 240,5												
6	<b>16 A. ZACCONE</b> Ducati Panigale V2	ITA	<b>1'37.104</b> 34 238,9		1'37.502 17 237,9		<b>1'37.104</b> 17 <b>238,9</b>												
7	<b>69 T. BOOTH-AMOS</b> Triumph Street Triple 765 RS	GBR	<b>1'37.114</b> 31 241,1		1'37.505 16 <b>241,1</b>		<b>1'37.114</b> 15 238,9												
8	<b>32 D. BAYLISS</b> Triumph Street Triple 765 RS	AUS	<b>1'37.119</b> 34 244,3		1'38.122 17 240,5		<b>1'37.119</b> 17 <b>244,3</b>												
9	<b>40 M. CASADEI</b> Ducati Panigale V2	ITA	<b>1'37.131</b> 32 242,7		1'37.865 16 <b>242,7</b>		<b>1'37.131</b> 16 238,4												
10	<b>5 J. MASIA</b> Ducati Panigale V2	ESP	<b>1'37.169</b> 32 244,3		1'37.470 16 237,9		<b>1'37.169</b> 16 <b>244,3</b>												
11	<b>7 F. FARIOLI</b> Yamaha YZF-R9	ITA	<b>1'37.202</b> 39 241,1		1'37.684 20 <b>241,1</b>		<b>1'37.202</b> 19 238,9												
12	<b>43 S. JESPERSEN</b> Ducati Panigale V2	DEN	<b>1'37.206</b> 36 238,9		1'37.242 19 <b>238,9</b>		<b>1'37.206</b> 17 234,3												
13	<b>64 F. CARICASULO</b> ZXMOTO 820RR	ITA	<b>1'37.231</b> 32 240,5		1'37.843 16 <b>240,5</b>		<b>1'37.231</b> 16 237,9												
14	<b>37 R. GARCIA</b> Yamaha YZF-R9	ESP	<b>1'37.363</b> 35 240,0		1'37.762 18 235,8		<b>1'37.363</b> 17 <b>240,0</b>												
15	<b>70 J. WHATLEY</b> Ducati Panigale V2	GBR	<b>1'37.382</b> 38 237,9		1'38.783 18 236,3		<b>1'37.382</b> 20 <b>237,9</b>												
16	<b>57 A. MAHENDRA</b> Yamaha YZF-R9	INA	<b>1'37.396</b> 33 238,4		1'38.023 16 <b>238,4</b>		<b>1'37.396</b> 17 236,3												
17	<b>94 L. MAHIAS</b> Yamaha YZF-R9	FRA	<b>1'37.426</b> 29 235,8		1'37.792 16 <b>235,8</b>		<b>1'37.426</b> 13 234,8												
18	<b>77 D. AEGERTER</b> Kawasaki ZX-6R 636	SUI	<b>1'37.433</b> 35 240,0		1'38.044 17 <b>240,0</b>		<b>1'37.433</b> 18 237,9												
19	<b>52 J. ALCOBA</b> Kawasaki ZX-6R 636	ESP	<b>1'37.648</b> 32 240,0		1'38.370 16 <b>240,0</b>		<b>1'37.648</b> 16 236,3												
20	<b>21 K. ZANNONI</b> Ducati Panigale V2	ITA	<b>1'37.701</b> 34 239,5		1'37.854 17 <b>239,5</b>		<b>1'37.701</b> 17 236,8												
21	<b>44 H. GARZO</b> Ducati Panigale V2	ESP	<b>1'37.756</b> 30 241,1		1'39.354 17 <b>241,1</b>		<b>1'37.756</b> 13 239,5												
22	<b>3 R. DE ROSA</b> QJMOTOR SRK 800 RS	ITA	<b>1'37.796</b> 33 236,3		1'38.971 16 235,8		<b>1'37.796</b> 17 <b>236,3</b>												
23	<b>6 C. PEROLARI</b> Honda CBR600RR	FRA	<b>1'37.879</b> 25 238,9		1'38.519 14 235,8		<b>1'37.879</b> 11 <b>238,9</b>												
24	<b>24 M. RAMIREZ</b> QJMOTOR SRK 800 RS	ESP	<b>1'38.071</b> 34 237,9		1'38.822 17 <b>237,9</b>		<b>1'38.071</b> 17 236,3												
25	<b>50 O. VOSTATEK</b> Triumph Street Triple 765 RS	CZE	<b>1'38.180</b> 35 238,4		1'38.648 17 <b>238,4</b>		<b>1'38.180</b> 18 <b>238,4</b>												

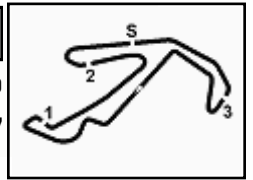
12/06/2026

These data/results cannot be reproduced, stored and/or transmitted in whole or in part by any manner of electronic, mechanical, photocopying, recording, broadcasting or otherwise now known or herein after developed without the previous express consent by the copyright owner, except for reproduction in daily press and regular printed publications on sale to the public within 60 days of the event related to those data/results and always provided that copyright symbol appears together as follows below.

© DORNA WSBK ORGANIZATION Srl 2026

FICR PERUGIA TIMING





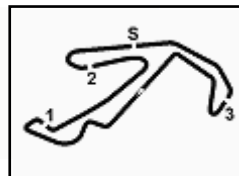
**Pirelli Emilia-Romagna Round, 12-14 June 2026**  
**Best Laps & Speeds**

No.	Rider Bike	Nat	Best Lap		FP		SP							
			LL	SPD	LL	SPD	LL	SPD						
26	<b>91 B. JIMENEZ</b> Ducati Panigale V2	ESP	<b>1'38.414</b> 36 243,8		1'39.458 17 239,5		<b>1'38.414</b> 19 <b>243,8</b>							
27	<b>10 L. TACCINI</b> Ducati Panigale V2	ITA	<b>1'38.432</b> 31 238,4		1'38.902 14 237,4		<b>1'38.432</b> 17 <b>238,4</b>							
28	<b>19 A. KOFLER</b> Yamaha YZF-R9	AUT	<b>1'38.446</b> 35 237,9		1'39.821 19 <b>237,9</b>		<b>1'38.446</b> 16 234,8							
29	<b>88 A. GIOMBINI</b> MV Agusta F3 800 RR	ITA	<b>1'38.505</b> 34 240,5		1'39.246 17 238,9		<b>1'38.505</b> 17 <b>240,5</b>							
30	<b>73 J. CRETARO</b> MV Agusta F3 800 RR	ITA	<b>1'38.641</b> 35 239,5		1'39.675 17 <b>239,5</b>		<b>1'38.641</b> 18 238,4							
31	<b>31 Y. OKAMOTO</b> Yamaha YZF-R9	JPN	<b>1'38.863</b> 37 238,9		1'39.804 17 <b>238,9</b>		<b>1'38.863</b> 20 233,3							
32	<b>20 X. CARDELUS</b> Yamaha YZF-R9	AND	<b>1'38.961</b> 30 236,8		1'39.220 13 <b>236,8</b>		<b>1'38.961</b> 17 233,3							
33	<b>25 O. KONIG</b> Triumph Street Triple 765 RS	CZE	<b>1'39.046</b> 26 238,4		<b>1'39.046</b> 18 <b>238,4</b>		1'39.224 8 235,3							
34	<b>22 A. CARRASCO</b> Honda CBR600RR	ESP	<b>1'39.889</b> 35 234,8		1'40.406 18 234,3		<b>1'39.889</b> 17 <b>234,8</b>							

12/06/2026

These data/results cannot be reproduced, stored and/or transmitted in whole or in part by any manner of electronic, mechanical, photocopying, recording, broadcasting or otherwise now known or herein after developed without the previous express consent by the copyright owner, except for reproduction in daily press and regular printed publications on sale to the public within 60 days of the event related to those data/results and always provided that copyright symbol appears together as follows below.

© DORNA WSBK ORGANIZATION Srl 2026



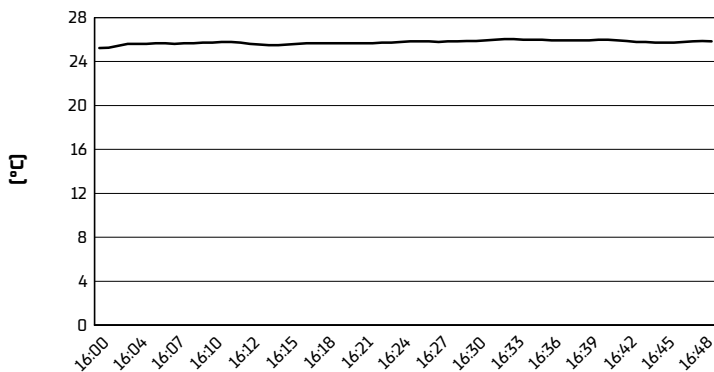
Misano Circuit Sic 58 4.226 m

**Pirelli Emilia-Romagna Round, 12-14 June 2026**

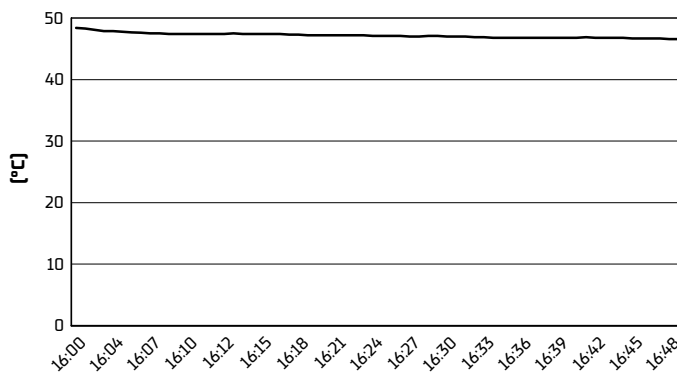
**Weather Report Tissot Superpole**

Session started 16:00 - Session ended 16:49

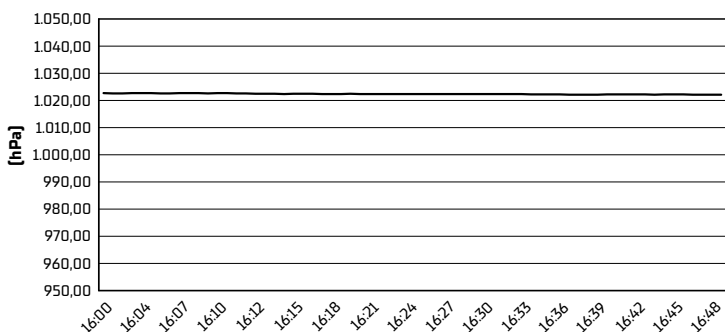
**Air Temperature**



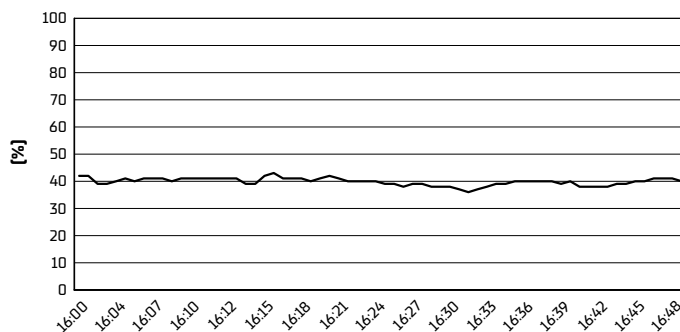
**Track Temperature**



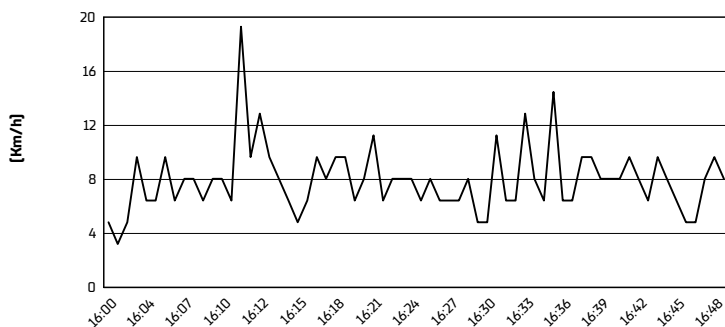
**Air Pressure**



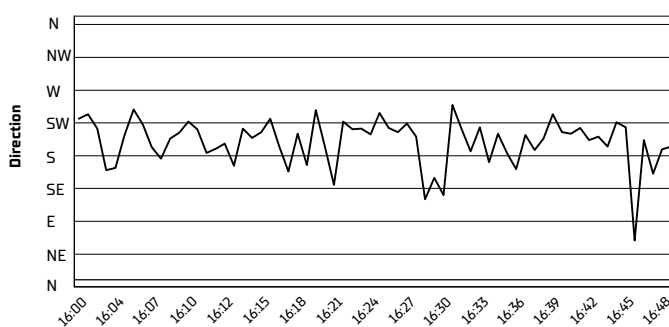
**Humidity**



**Wind Speed**



**Wind Direction**

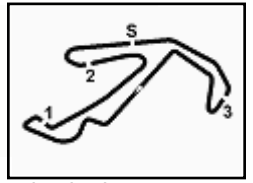


12/06/2026

These data/results cannot be reproduced, stored and/or transmitted in whole or in part by any manner of electronic, mechanical, photocopying, recording, broadcasting or otherwise now known or herein after developed without the previous express consent by the copyright owner, except for reproduction in daily press and regular printed publications on sale to the public within 60 days of the event related to those data/results and always provided that copyright symbol appears together as follows below.

© DORNA WSBK ORGANIZATION Srl 2026




**Pirelli Emilia-Romagna Round, 12-14 June 2026**  
**Tissot Superpole Winners**

Misano Circuit Sic 58 4.226 m

	2023	2024	2025	2026
<b>01 Phillip Island</b>	Manzi [Ita] Yam 1'32.814 (172,4 Km/h)	Huertas [Esp] Duc 1'31.407 (175,1 Km/h)	Bendsneyder [Ned] MvA 1'32.310 (173,4 Km/h)	Masia [Esp] Duc 1'32.115 (173,7 Km/h)
<b>02 Portimao</b>	Bulega [Ita] Duc 1'42.769 (160,9 Km/h)	Huertas [Esp] Duc 1'43.352 (160,0 Km/h)	Oncu [Tur] Yam 1'42.944 (160,6 Km/h)	Oncu [Tur] Yam 1'42.670 (161,0 Km/h)
<b>03 Assen</b>	Bulega [Ita] Duc 1'36.900 (168,7 Km/h)	Manzi [Ita] Yam 1'45.203 (155,4 Km/h)	Oncu [Tur] Yam 1'36.184 (170,0 Km/h)	Mahias [Fra] Yam 1'36.490 (169,5 Km/h)
<b>04 Balaton</b>			Bendsneyder [Ned] MvA 1'42.799 (142,7 Km/h)	Arenas [Esp] Yam 1'42.050 (143,8 Km/h)
<b>05 Most</b>	Bulega [Ita] Duc 1'34.479 (160,5 Km/h)	Montella [Ita] Duc 1'34.126 (161,1 Km/h)	Mahias [Fra] Yam 1'38.143 (154,5 Km/h)	Oncu [Tur] Yam 1'33.802 (161,7 Km/h)
<b>06 Aragon</b>	Bulega [Ita] Duc 1'52.306 (162,7 Km/h)	Huertas [Esp] Duc 1'52.932 (161,8 Km/h)	Casadei [Ita] MvA 1'52.257 (162,8 Km/h)	Arenas [Esp] Yam 1'53.142 (161,5 Km/h)
<b>07 Misano</b>	Bulega [Ita] Duc 1'36.495 (151,5 Km/h)	Montella [Ita] Duc 1'36.876 (150,9 Km/h)	Masia [Esp] Duc 1'37.119 (150,5 Km/h)	Oncu [Tur] Yam 1'36.755 (151,1 Km/h)
<b>08 Donington</b>	Bulega [Ita] Duc 1'29.323 (162,0 Km/h)	Huertas [Esp] Duc 1'28.322 (163,9 Km/h)	Manzi [Ita] Yam 1'29.450 (161,8 Km/h)	
<b>09 Magny-Cours</b>	Bulega [Ita] Duc 1'40.074 (158,7 Km/h)	Huertas [Esp] Duc 1'39.705 (159,3 Km/h)	Oncu [Tur] Yam 1'39.442 (159,7 Km/h)	
<b>10 Cremona</b>		Huertas [Esp] Duc 1'31.478 (148,3 Km/h)	Caricasulo [Ita] MvA 1'31.728 (147,9 Km/h)	
<b>11 Estoril</b>		Montella [Ita] Duc 1'41.318 (148,6 Km/h)	Oncu [Tur] Yam 1'39.608 (151,1 Km/h)	
<b>12 Jerez</b>	Bulega [Ita] Duc 1'41.823 (156,4 Km/h)	Huertas [Esp] Duc 1'42.115 (155,9 Km/h)	Casadei [Ita] MvA 1'41.959 (156,2 Km/h)	

**2026**

- 3** C. Oncu
- 2** A. Arenas
- 1** J. Masia
- 1** L. Mahias

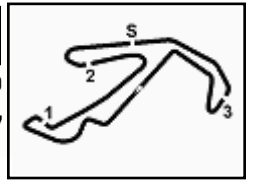
**ALL TIMES**

- |                          |                          |                          |                              |
|--------------------------|--------------------------|--------------------------|------------------------------|
| <b>34</b> K. Sofuoglu    | <b>5</b> P. Jacobsen     | <b>2</b> M. Lagrive      | <b>1</b> C. Perolari         |
| <b>24</b> J. Cluzel      | <b>5</b> C. Vermeulen    | <b>2</b> J. Masia        | <b>1</b> P. Riba             |
| <b>22</b> S. Charpentier | <b>4</b> R. Krummenacher | <b>2</b> M. Pirro        | <b>1</b> S. Sanna            |
| <b>17</b> B. Parkes      | <b>4</b> R. Xaus         | <b>2</b> L. Scassa       | <b>1</b> L. Stapleford       |
| <b>15</b> K. Muggeridge  | <b>3</b> S. Cortese      | <b>2</b> K. Smith        | <b>1</b> J. Van Den Goorberg |
| <b>14</b> F. Foret       | <b>3</b> K. Curtain      | <b>2</b> J. Teuchert     | <b>1</b> J. Whitham          |
| <b>14</b> S. Lowes       | <b>3</b> J. Lascorz      | <b>2</b> N. Tuuli        |                              |
| <b>13</b> F. Caricasulo  | <b>3</b> I. MacPherson   | <b>2</b> M. van der Mark |                              |
| <b>11</b> D. Aegerter    | <b>3</b> S. Manzi        | <b>1</b> L. Bernardi     |                              |
| <b>10</b> N. Bulega      | <b>3</b> Y. Montella     | <b>1</b> K. Coghlan      |                              |
| <b>10</b> C. Crutchlow   | <b>3</b> A. Pitt         | <b>1</b> C. Davies       |                              |
| <b>10</b> L. Mahias      | <b>3</b> D. Salom        | <b>1</b> M. Fabrizio     |                              |
| <b>8</b> A. Huertas      | <b>2</b> A. Arenas       | <b>1</b> T. Gradinger    |                              |
| <b>7</b> A. Locatelli    | <b>2</b> L. Baldassarri  | <b>1</b> C. Jones        |                              |
| <b>7</b> C. Oncu         | <b>2</b> B. Bendsneyder  | <b>1</b> C. Kellner      |                              |
| <b>6</b> S. Chambon      | <b>2</b> P. Bontempi     | <b>1</b> F. Marino       |                              |
| <b>6</b> E. Laverty      | <b>2</b> M. Casadei      | <b>1</b> M. Meregalli    |                              |
| <b>5</b> P. Casoli       | <b>2</b> M. Gonzalez     | <b>1</b> S. Morais       |                              |
| <b>5</b> K. Fujiwara     | <b>2</b> V. Guareschi    | <b>1</b> P. Oettl        |                              |

12/06/2026

These data/results cannot be reproduced, stored and/or transmitted in whole or in part by any manner of electronic, mechanical, photocopying, recording, broadcasting or otherwise now known or herein after developed without the previous express consent by the copyright owner, except for reproduction in daily press and regular printed publications on sale to the public within 60 days of the event related to those data/results and always provided that copyright symbol appears together as follows below.

© DORNA WSBK ORGANIZATION Srl 2026


**Pirelli Emilia-Romagna Round, 12-14 June 2026**  
**Tissot Superpole Award**

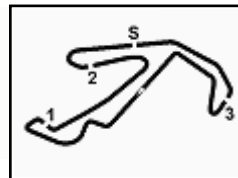
Misano Circuit Sic 58 4.226 m

	Points	Points From First	Points From Previous	February 22 PHILLIP ISLAND	March 29 PORTIMAO	April 19 ASSEN	May 3 BALATON	May 17 MOST	May 31 ARAGON	June 14 MISANO	July 12 DONINGTON	September 6 MAGNY-COURS	September 27 CREMONA	October 11 ESTORIL	October 18 JEREZ				
1 <b>ONCU</b> Can (TUR)	62			6	12	5	9	12	6	12									
2 <b>ARENAS</b> Albert (ESP)	55	7		3	6	7	12	6	12	9									
3 <b>DEBISE</b> Valentin (FRA)	52	10	3	7	9	9	4	7	9	7									
4 <b>MAHIAS</b> Lucas (FRA)	28	34	24		7	12		9											
5 <b>BOOTH-AMOS</b> Tom (GBR)	22	40	6	5		6		3	5	3									
6 <b>MASIA</b> Jaume (ESP)	20	42	2	12	4	1			3										
7 <b>DETTL</b> Philipp (GER)	17	45	3	4	5	2				6									
8 <b>BAYLISS</b> Oli (AUS)	16	46	1	9				5		2									
9 <b>GARCIA</b> Roberto (ESP)	16	46	0		2		3	4	7										
10 <b>FERRARI</b> Matteo (ITA)	15	47	1	2			7		1	5									
11 <b>ZACCONI</b> Alessandro (ITA)	12	50	3			4			4	4									
12 <b>JESPERSEN</b> Simon (DEN)	7	55	5				6	1											
13 <b>FARIOLI</b> Filippo (ITA)	5	57	2				5												
14 <b>CASADEI</b> Mattia (ITA)	4	58	1			3				1									
15 <b>MAHENDRA</b> Aldi (INA)	4	58	0					2	2										
16 <b>PEROLARI</b> Corentin (FRA)	3	59	1		3														
17 <b>ALCOBA</b> Jeremy (ESP)	2	60	1				2												
18 <b>CARICASULO</b> Federico (ITA)	2	60	0		1		1												
19 <b>VOSTATEK</b> Ondrej (CZE)	1	61	1	1															

12/06/2026 Odd points columns: Tissot Superpole Even points columns: Tissot Superpole Race

These data/results cannot be reproduced, stored and/or transmitted in whole or in part by any manner of electronic, mechanical, photocopying, recording, broadcasting or otherwise now known or herein after developed without the previous express consent by the copyright owner, except for reproduction in daily press and regular printed publications on sale to the public within 60 days of the event related to those data/results and always provided that copyright symbol appears together as follows below.

© DORNA WSBK ORGANIZATION Srl 2026



**Pirelli Emilia-Romagna Round, 12-14 June 2026**  
**Provisional Starting Grid - Race 1 [18 Laps x 4,226 km = 76,068 km]**

Misano Circuit Sic 58 4.226 m

1	1	<b>61 ONCU C.</b> Yamaha 1'36.755	2	<b>75 ARENAS A.</b> Yamaha 1'36.855	3	<b>53 DEBISE V.</b> ZXMOTO 1'36.869
2	4	<b>65 DETTL P.</b> Ducati 1'37.022	5	<b>11 FERRARI M.</b> Ducati 1'37.049	6	<b>16 ZACCONE A.</b> Ducati 1'37.104
3	7	<b>69 BOOTH-AMOS T.</b> Triumph 1'37.114	8	<b>32 BAYLISS O.</b> Triumph 1'37.119	9	<b>40 CASADEI M.</b> Ducati 1'37.131
4	10	<b>5 MASIA J.</b> Ducati 1'37.169	11	<b>7 FARIOLI F.</b> Yamaha 1'37.202	12	<b>43 JESPERSEN S.</b> Ducati 1'37.206
5	13	<b>64 CARICASULO F.</b> ZXMOTO 1'37.231	14	<b>37 GARCIA R.</b> Yamaha 1'37.363	15	<b>70 WHATLEY J.</b> Ducati 1'37.382
6	16	<b>57 MAHENDRA A.</b> Yamaha 1'37.396	17	<b>94 MAHIAS L.</b> Yamaha 1'37.426	18	<b>77 AEGERTER D.</b> Kawasaki 1'37.433
7	19	<b>52 ALCOBA J.</b> Kawasaki 1'37.648	20	<b>21 ZANNONI K.</b> Ducati 1'37.701	21	<b>44 GARZO H.</b> Ducati 1'37.756
8	22	<b>3 DE ROSA R.</b> QJMOTOR 1'37.796	23	<b>6 PEROLARI C.</b> Honda 1'37.879	24	<b>24 RAMIREZ M.</b> QJMOTOR 1'38.071
9	25	<b>50 VOSTATEK O.</b> Triumph 1'38.180	26	<b>91 JIMENEZ B.</b> Ducati 1'38.414	27	<b>10 TACCINI L.</b> Ducati 1'38.432
10	28	<b>19 KOFLER A.</b> Yamaha 1'38.446	29	<b>88 GIOMBINI A.</b> MV Agusta 1'38.505	30	<b>73 CRETARO J.</b> MV Agusta 1'38.641
11	31	<b>31 OKAMOTO Y.</b> Yamaha 1'38.863	32	<b>20 CARDELUS X.</b> Yamaha 1'38.961	33	<b>25 KONIG O.</b> Triumph 1'39.224
12	34	<b>22 CARRASCO A.</b> Honda 1'39.889				

12/06/2026 The Race Director: **Stefano Carioia**

These data/results cannot be reproduced, stored and/or transmitted in whole or in part by any manner of electronic, mechanical, photocopying, recording, broadcasting or otherwise now known or herein after developed without the previous express consent by the copyright owner, except for reproduction in daily press and regular printed publications on sale to the public within 60 days of the event related to those data/results and always provided that copyright symbol appears together as follows below. © DORNA WSBK ORGANIZATION Srl 2026

FICR PERUGIA TIMING

