

Pirelli Emilia-Romagna Round, 12-14 June 2026
Results Race 2

Misano Circuit Sic 58 4.226 m

Laps 12 = 50,712 Km - Time of Race 21'46.240 - Avg. 139,762 km/h

1 / 2

Pos	Grid	No. Rider	Nat	Team	Bike	LL	Gap	Rel.	Fastest Lap	Speed	Qualifying	Speed
1	3	6 M. HERRERA	ESP	Terra & Vita GRT Yamaha WorldWCR	Yamaha YZF-R7	12			1'47.843	187,2	1'48.007	193,2
2	2	36 B. NEILA	ESP	Ampito Crescent Yamaha	Yamaha YZF-R7	12	0.075	0.075	1'47.918	188,2	1'48.045	189,5
3	6	12 M. SARAPUECH	THA	EEST NJT Racing Team	Yamaha YZF-R7	12	13.072	12.997	1'48.592	196,4	1'49.251	194,2
4	1	96 R. PONZIANI	ITA	Klint Racing Team	Yamaha YZF-R7	12	13.223	0.151	1'48.652	191,2	1'48.141	192,9
5	5	58 P. RAMOS	ESP	Klint Racing Team	Yamaha YZF-R7	12	13.427	0.204	1'48.072	192,5	1'47.718	193,2
6	7	11 Y. CERPA	ESP	MotosCerpa-Gradara Corse	Yamaha YZF-R7	12	13.530	0.103	1'48.672	192,9	1'49.188	192,9
7	11	64 S. SANCHEZ	ESP	Hadden Racing Team	Yamaha YZF-R7	12	13.691	0.161	1'48.345	193,9	1'49.764	193,2
8	12	20 N. RIVERA	ESP	Terra & Vita GRT Yamaha WorldWCR	Yamaha YZF-R7	12	13.801	0.110	1'48.563	192,9	1'49.830	187,8
9	4	80 J. BRUNO	ITA	Team Trasimeno	Yamaha YZF-R7	12	20.486	6.685	1'48.831	190,5	1'48.159	190,8
10	9	15 C. JONES	GBR	Monster Energy Crescent Yamaha	Yamaha YZF-R7	12	20.927	0.441	1'48.775	192,9	1'49.650	192,9
11	15	46 P. RUIZ	ESP	PR46+1 Racing Team	Yamaha YZF-R7	12	21.144	0.217	1'49.160	190,1	1'50.156	192,2
12	10	25 J. PEDEMONTE	FRA	GMT94 Yamaha	Yamaha YZF-R7	12	21.287	0.143	1'49.333	192,5	1'49.748	184,9
13	16	83 A. MADRIGAL	MEX	Pons Italika Racing FIMLA	Yamaha YZF-R7	12	22.177	0.890	1'49.264	190,5	1'50.389	189,8
14	18	99 I. CARRENO	CHI	Pons Italika Racing FIMLA	Yamaha YZF-R7	12	22.328	0.151	1'49.043	192,9	1'50.934	191,8
15	17	37 L. VIEILLARD	FRA	FT Racing Academy	Yamaha YZF-R7	12	36.216	13.888	1'50.167	189,8	1'50.833	189,8
16	19	19 A. OUREDNIKOVA	CZE	Daftmotoracing	Yamaha YZF-R7	12	36.464	0.248	1'50.408	196,0	1'51.369	192,2
17	20	44 P. SOWA	POL	Team Trasimeno	Yamaha YZF-R7	12	42.116	5.652	1'50.948	192,5	1'51.382	188,5
18	23	16 L. MICHEL	GER	TSL-Racing	Yamaha YZF-R7	12	45.304	3.188	1'51.094	191,8	1'52.172	190,1
19	25	88 D. DAL ZOTTO	ITA	PATA AG Motorsport Italia	Yamaha YZF-R7	12	45.390	0.086	1'50.951	190,8	1'52.250	189,5
20	22	14 M. DOBBS	USA	YVS Sabadell Diva Racing	Yamaha YZF-R7	12	47.250	1.860	1'51.349	192,5	1'51.868	188,2
21	24	26 K. HAND	GBR	Team Trasimeno	Yamaha YZF-R7	12	47.287	0.037	1'51.257	193,9	1'52.188	188,2
22	P21	41 A. BARALE	ITA	Hadden Racing Team	Yamaha YZF-R7	12	1'27.136	39.849	1'50.227	192,2	1'51.584	188,8
23	26	17 G. LEWIS	BRA	Yamaha AD78 FIMLA	Yamaha YZF-R7	12	1'31.086	3.950	1'54.399	187,5	1'57.001	186,5
-----Not Classified-----												
RET	8	66 K. DANAK	POL	Prata Motor Sport	Yamaha YZF-R7	11	1 Lap		1'48.743	193,2	1'49.054	190,8
RET	13	4 E. BONDI	FRA	FT Racing Academy	Yamaha YZF-R7	10	2 Laps		1'48.322	189,1	1'49.854	192,2
RET	14	8 T. RELPH	AUS	Full Throttle Racing	Yamaha YZF-R7	7	5 Laps		1'51.348	185,6	1'49.935	188,2

AIR	Humidity:	41%	Temp:	28°C
TRACK	Condition:	Dry	Temp:	48°C

Records	Pole [SP]	2026	P.Ramos	1'47.718	141,235 Km/h
	Race [RC1]	2026	R.Ponziani	1'47.564	141,438 Km/h
	All Times [RC1]	2026	R.Ponziani	1'47.564	141,438 Km/h
Race Fastest Lap	Lap 2	M.Herrera	1'47.843	141,072 Km/h	

LAP LEADERS				
No. Rider	From	To	Laps	Total
6 M. HERRERA	1	12	12	12

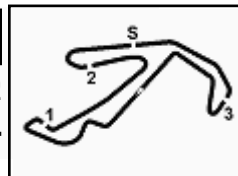
TOTAL LEADER LAPS		
No. Rider	Laps	
6 M. HERRERA	73	
36 B. NEILA	10	
58 P. RAMOS	3	

14/06/2026 11:50 12:17 The results are provisional until the end of the time limit for protests and appeals and the completion of the technical checks. Clerk Of The Course: **Raffaele De Fabritiis** Publication Time: **12:20**

These data/results cannot be reproduced, stored and/or transmitted in whole or in part by any manner of electronic, mechanical, photocopying, recording, broadcasting or otherwise now known or herein after developed without the previous express consent by the copyright owner, except for reproduction in daily press and regular printed publications on sale to the public within 60 days of the event related to those data/results and always provided that copyright symbol appears together as follows below.

© DORNA WSBK ORGANIZATION Srl 2026





Pirelli Emilia-Romagna Round, 12-14 June 2026
Results Race 2

Race Highlights

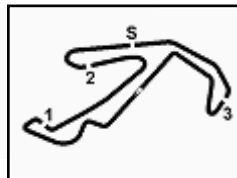
Time	No. Rider	Description
11.35.00		Sighting Lap Started
11.48.03		Warm Up Lap Started
11.50.48		Start of Session
11.51.39		Yellow Flag Out - Turn 8
11.51.45		Yellow Flag In - Turn 8
11.51.46	8 T. RELPH	#8 Crashed - Turn 8
11.52.01	80 J. BRUNO	#80 Long Lap Penalty - Irresponsible Riding - Race 1
11.52.25	8 T. RELPH	#8 Rejoined
11.52.42		Incident at turn 8 - Under Investigation
11.53.32	8 T. RELPH	#8 Entered Pit Lane
11.55.41	80 J. BRUNO	#80 Long Lap Penalty Completed
11.57.12	8 T. RELPH	#8 Exited Pit Lane
11.57.51	15 C. JONES	#15 2X Long Lap Penalty - Jump Start
11.57.51	41 A. BARALE	#41 2X Long Lap Penalty - Jump Start
11.58.04		Incident at turn 8 - To be reviewed after the race
11.58.36	15 C. JONES	#15 2X Long Lap Penalty - Jump Start
11.58.36	41 A. BARALE	#41 2X Long Lap Penalty - Jump Start
11.59.55	20 N. RIVERA	#20 Lap Time Cancelled [1'49.938] - Exceeded Track Limits - Turn 1
12.01.00	15 C. JONES	#15 1 of 2X Long Lap Penalty Completed
12.01.22	20 N. RIVERA	#20 Course Cutting at Turn 1 Under Investigation
12.01.49	20 N. RIVERA	#20 Course Cutting at Turn 1 - No Further Action
12.02.56	15 C. JONES	#15 2 of 2X Long Lap Penalty Completed
12.05.23	20 N. RIVERA	#20 Lap Time Cancelled [1'49.998] - Exceeded Track Limits - Turn 1
12.05.26		2/3 of Race Distance Completed
12.07.54	41 A. BARALE	#41 Ride Through - Ignored 2X Long Lap Penalty
12.10.16	8 T. RELPH	#8 Entered Pit Lane
12.10.49		Yellow Flag Out - Turn 16
12.10.50		Double Yellow Flag Out - Turn 16
12.11.03	4 E. BONDI	#4 Crashed - Turn 16
12.11.10		Yellow Flag Out - Turn 15
12.11.10		Yellow Flag Out - Turn 15
12.11.24	8 T. RELPH	#8 Is not allowed to restart
12.11.43		Yellow Flag In - Turn 15
12.11.43		Riders Under Yellow Flag at Turn 15: #17
12.11.43		Yellow Flag In - Turn 15
12.11.56		Yellow Flag In - Turn 16
12.11.56		Riders Under Yellow Flag at Turn 16: #37 #19 #41 #44 #16 #88 #14 #26 #17
12.12.10		Yellow Flag Out - Turn 11
12.12.18	66 K. DANAK	#66 Crashed - Turn 11
12.12.41	8 T. RELPH	#8 Not Actively Competing
12.12.50	4 E. BONDI	#4 Not Actively Competing
12.13.39	66 K. DANAK	#66 Not Actively Competing
12.13.45	66 K. DANAK	#66 Medical Centre
12.13.53		Podium Confirmed
12.17.01	41 A. BARALE	#41 Penalized by 45 seconds - Ride through automatic time penalty
12.17.12		End of Session

Start End The results are provisional until the end of the time limit for protests and appeals Clerk Of The Course: **Raffaele De Fabritiis**
 14/06/2026 11:50 12:17 and the completion of the technical checks. Publication Time: **12:20**

These data/results cannot be reproduced, stored and/or transmitted in whole or in part by any manner of electronic, mechanical, photocopying, recording, broadcasting or otherwise now known or herein after developed without the previous express consent by the copyright owner, except for reproduction in daily press and regular printed publications on sale to the public within 60 days of the event related to those data/results and always provided that copyright symbol appears together as follows below.

© DORNA WSBK ORGANIZATION Srl 2026



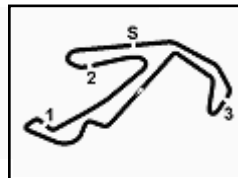


Pirelli Emilia-Romagna Round, 12-14 June 2026
Riders Standings

	Points	Points From First	Points From Previous	March 29 PORTIMAO	April 19 ASSEN	May 3 BALATON	June 14 MISANO	July 12 DONINGTON	October 18 JEREZ										
1 HERRERA Maria [ESP]	181			25 20 1 1	25 20 1 1	25 16 1 1	25 25 1 1												
2 NEILA Beatriz [ESP]	157	24		16 16 3 3	20 25 2 2	20 20 2 2	20 20 2 2												
3 RAMOS Paola [ESP]	97	84	60	20 25 2 1	3 4	16 25 4 3	11 3 3												
4 PONZIANI Roberta [ITA]	89	92	8	10 13 6 4	16 13 4 3	13 11 3 4	13 4 4												
5 SARAPUECH Muklada [THA]	83	98	6	5 7 11 11	11 11 6 5	11 13 5 5	9 16 5 5												
6 JONES Chloe [GBR]	67	114	16	3 2 13 14	13 10 8 8	10 7 7 7	16 6 6 6												
7 RIVERA Natalia [ESP]	62	119	5	8 9 8 6	10 5 5 6	9 8 6 6	5 8 7 7												
8 RUIZ Pakita [ESP]	56	125	6	9 11 7 5	7 9 7 9	8 6 9 9	10 5 8 8												
9 CERPA Yvonne [ESP]	55	126	1	7 10 9 6	9 10	2 4 10 11	13 10 9 9												
10 BOUESSEUL Lucie [FRA]	45	136	10	13 4 10	16 14 7	7 9 8 7	9 10												
11 MADRIGAL Astrid [MEX]	41	140	4	5 14	9 4 11 13	6 10 12 10	4 3 12 11												
12 RELPH Tayla [AUS]	39	142	2	6 8 10 9	8 11 11 11	5 5 11 11	7 11 12												
13 SANCHEZ Sara [ESP]	37	144	2	11 6 5 6	3 12 9 12	8 13 13 13	9 14 13												
14 DANAK Karolina [POL]	29	152	8	2 4 14 13	8 14 11 14	4 14 14 14	11 13 14												
15 CARRENO Isis [CHI]	17	164	12		6 17 18	3 3 15 15	3 2 15 15												
16 BONDI Emily [FRA]	9	172	8		1 24	2 21 24 21	6 16 16												
17 DAL ZOTTO Denise [ITA]	9	172	0	1 16	5 2 17 15	1 16 15 16	16 16												
18 VIEILLARD Line [FRA]	9	172	0	4 3 12 12	15 16	1 17 17 17	1 18 16												
19 BRUNO Josephine [ITA]	7	174	2				7 19												
20 BARALE Arianna [ITA]	7	174	0		7 15 16	17 18	19 19												
21 DOBBS Mallory [USA]	6	175	1		6 18	19 19	20 21												
22 SOWA Patrycja [POL]	6	175	0		4 19 20	20 20	2 21 20 21												
23 PEDEMONTE Justine [FRA]	4	177	2				4 23												
24 MICHEL Lucy [GER]	3	178	1		3 20 21	21 21	22 24												
25 OUEDNICKOVA Adela [CZE]	3	178	0	1 15 16	1 21 22	22 23	1 22 24												

14/06/2026 First Line: Championship Standings - Second Line: Ranking Progression
 These data/results cannot be reproduced, stored and/or transmitted in whole or in part by any manner of electronic, mechanical, photocopying, recording, broadcasting or otherwise now known or herein after developed without the previous express consent by the copyright owner, except for reproduction in daily press and regular printed publications on sale to the public within 60 days of the event related to those data/results and always provided that copyright symbol appears together as follows below.
 © DORNA WSBK ORGANIZATION Srl 2026





Misano Circuit Sic 58 4.226 m

**Pirelli Emilia-Romagna Round, 12-14 June 2026
Riders Standings**

2 / 2

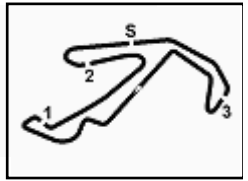
	Points	Points From First	Points From Previous	March 29	April 19	May 3	June 14	July 12	October 18									
				PORTIMAO	ASSEN	BALATON	MISANO	DONINGTON	JEREZ									
26 HAND Katie [GBR]	2	179	1		2 21 22	22 23	24 26											

14/06/2026 First Line: Championship Standings - Second Line: Ranking Progression

These data/results cannot be reproduced, stored and/or transmitted in whole or in part by any manner of electronic, mechanical, photocopying, recording, broadcasting or otherwise now known or herein after developed without the previous express consent by the copyright owner, except for reproduction in daily press and regular printed publications on sale to the public within 60 days of the event related to those data/results and always provided that copyright symbol appears together as follows below.

© DORNA WSBK ORGANIZATION Srl 2026





Pirelli Emilia-Romagna Round, 12-14 June 2026
Pirelli Best Lap Award

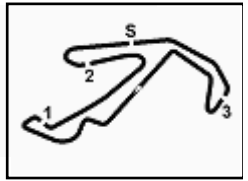
Misano Circuit Sic 58 4.226 m

	Points	Points From First	Points From Previous	March 29 PORTIMAO	April 19 ASSEN	May 3 BALATON	June 14 MISANO	July 12 DONINGTON	October 18 JEREZ								
1 NEILA Beatriz (ESP)	3			1	1 1												
2 HERRERA Maria (ESP)	2	1		1			1										
3 RAMOS Paola (ESP)	2	1	0			1 1											
4 PONZIANI Roberta (ITA)	1	2	1				1										

14/06/2026 First Line: Race 1 & 2

These data/results cannot be reproduced, stored and/or transmitted in whole or in part by any manner of electronic, mechanical, photocopying, recording, broadcasting or otherwise now known or herein after developed without the previous express consent by the copyright owner, except for reproduction in daily press and regular printed publications on sale to the public within 60 days of the event related to those data/results and always provided that copyright symbol appears together as follows below.

© DORNA WSBK ORGANIZATION Srl 2026



Pirelli Emilia-Romagna Round, 12-14 June 2026
Best Finish Award Race 2

Misano Circuit Sic 58 4.226 m

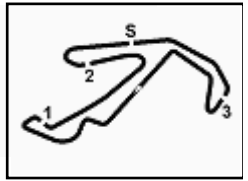
	Points	Points From First	Points From Previous	March 29 PORTIMAO	April 19 ASSEN	May 3 BALATON	June 14 MISANO	July 12 DONINGTON	October 18 JEREZ									
1 DAL ZOTTO Denise [ITA]	29			<u>1</u> 3 16 15	<u>5</u> 3 11 14	<u>3</u> 1 15 17	<u>8</u> 5 17 19											
2 HAND Katie [GBR]	27	2		5 18	<u>9</u> 2 14 23	<u>1</u> 3 20 19	<u>5</u> 2 19 21											
3 GUARINO Martina [ITA]	25	4	2	<u>8</u> 17	<u>12</u> 16	<u>5</u> 19												
4 MICHEL Lucy [GER]	25	4	0	<u>3</u> <u>6</u> 21 19	<u>7</u> 13		<u>5</u> 4 18 18											
5 CARRENO Isis [CHI]	23	6	2		<u>9</u> 4 10 18	<u>1</u> 1 13 13	<u>4</u> 4 13 14											
6 SARAPUECH Muklada [THA]	23	6	0	<u>2</u> 4 11 9	<u>6</u> 5	<u>2</u> 1 5 4	<u>5</u> 3 7 3											
7 JONES Chloe [GBR]	22	7	1	<u>7</u> 13	<u>6</u> 4	<u>2</u> 2 6 9	<u>5</u> 3											
8 OUREDNICKOVA Adela [CZE]	20	9	2	<u>4</u> 15	<u>9</u> 15		<u>4</u> 3 15 16											
9 BARALE Arianna [ITA]	19	10	1	<u>1</u> 1 20 21	<u>9</u> 9		<u>5</u> 3 16 22											
10 SOWA Patrycja [POL]	19	10	0	<u>1</u> 2 22 22	<u>6</u> 12	<u>1</u> 22	<u>6</u> 3 14 17											
11 RIVERA Natalia [ESP]	16	13	3	<u>1</u> 8	<u>2</u> 6	<u>2</u> 7	<u>7</u> 4 11 8											
12 BONDI Emily [FRA]	15	14	1		<u>3</u> 15	<u>10</u> 14	<u>2</u> 10											
13 RUIZ Pakita [ESP]	15	14	0	<u>1</u> 2 7 5	<u>1</u> 9		<u>7</u> 4 6 11											
14 CERPA Yvonne [ESP]	14	15	1		<u>9</u> 1 17 7	<u>1</u> 12	<u>2</u> 1 4 6											
15 MADRIGAL Astrid [MEX]	12	17	2		<u>2</u> 7	<u>1</u> 3 10 6	<u>3</u> 3 12 13											
16 VIEILLARD Line [FRA]	11	18	1	<u>2</u> 2 12 13		<u>1</u> 4 18 15	<u>2</u> 15											
17 DANAK Karolina [POL]	10	19	1	<u>1</u> 4 14 12	<u>5</u> 8													
18 SANCHEZ Sara [ESP]	10	19	0	<u>3</u> 5			<u>3</u> 4 8 7											
19 LEWIS Gabrielly [BRA]	9	20	1				<u>6</u> 3 20 23											
20 SCHEFFER Birgit [NED]	8	21	1		<u>6</u> 2 18 22													
21 DOBBS Mallory [USA]	8	21	0	<u>3</u> 17	<u>4</u> 10		<u>1</u> 20											
22 BOUESSEUL Lucie [FRA]	8	21	0	<u>3</u> 4	<u>4</u> 3	<u>1</u> 9												
23 RELPH Tayla [AUS]	7	22	1	<u>2</u> 8	<u>1</u> 8		<u>4</u> 9											
24 HERRERA Maria [ESP]	7	22	0			<u>3</u> 1 1 3	<u>1</u> 2 1 1											

14/06/2026

First Line: Gained Positions - Second Line: Race Position - Underline: Best Finisher

These data/results cannot be reproduced, stored and/or transmitted in whole or in part by any manner of electronic, mechanical, photocopying, recording, broadcasting or otherwise now known or herein after developed without the previous express consent by the copyright owner, except for reproduction in daily press and regular printed publications on sale to the public within 60 days of the event related to those data/results and always provided that copyright symbol appears together as follows below.

© DORNA WSBK ORGANIZATION Srl 2026



Pirelli Emilia-Romagna Round, 12-14 June 2026
Best Finish Award Race 2

Misano Circuit Sic 58 4.226 m

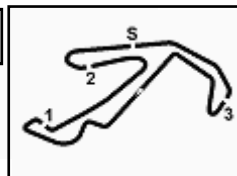
	Points	Points From First	Points From Previous	March 29 PORTIMAO	April 19 ASSEN	May 3 BALATON	June 14 MISANO	July 12 DONINGTON	October 18 JEREZ									
25 PONZIANI Roberta (ITA)	4	25	3		4 3													
26 RAMOS Paola (ESP)	4	25	0	2 1		2 3												
27 NEILA Beatriz (ESP)	2	27	2	1 3			1 2											

14/06/2026

First Line: Gained Positions - Second Line: Race Position - Underline: Best Finisher

These data/results cannot be reproduced, stored and/or transmitted in whole or in part by any manner of electronic, mechanical, photocopying, recording, broadcasting or otherwise now known or herein after developed without the previous express consent by the copyright owner, except for reproduction in daily press and regular printed publications on sale to the public within 60 days of the event related to those data/results and always provided that copyright symbol appears together as follows below.

© DORNA WSBK ORGANIZATION Srl 2026



Pirelli Emilia-Romagna Round, 12-14 June 2026
Best Sectors & Speed Race 2

Misano Circuit Sic 58 4.226 m

RESULTS

1	6	M. HERRERA	Yamaha YZF-R7	Laps 12
2	36	B. NEILA	Yamaha YZF-R7	0.075
3	12	M. SARAPUECH	Yamaha YZF-R7	13.072
4	96	R. PONZIANI	Yamaha YZF-R7	13.223
5	58	P. RAMOS	Yamaha YZF-R7	13.427
6	11	Y. CERPA	Yamaha YZF-R7	13.530
7	64	S. SANCHEZ	Yamaha YZF-R7	13.691
8	20	N. RIVERA	Yamaha YZF-R7	13.801
9	80	J. BRUNO	Yamaha YZF-R7	20.486
10	15	C. JONES	Yamaha YZF-R7	20.927
11	46	P. RUIZ	Yamaha YZF-R7	21.144
12	25	J. PEDEMONTE	Yamaha YZF-R7	21.287
13	83	A. MADRIGAL	Yamaha YZF-R7	22.177
14	99	I. CARRENO	Yamaha YZF-R7	22.328
15	37	L. VIEILLARD	Yamaha YZF-R7	36.216
16	19	A. OUREDNIKOVA	Yamaha YZF-R7	36.464
17	44	P. SOWA	Yamaha YZF-R7	42.116
18	16	L. MICHEL	Yamaha YZF-R7	45.304
19	88	D. DAL ZOTTO	Yamaha YZF-R7	45.390
20	14	M. DOBBS	Yamaha YZF-R7	47.250
21	26	K. HAND	Yamaha YZF-R7	47.287
22	41	A. BARALE	Yamaha YZF-R7	1'27.136
23	17	G. LEWIS	Yamaha YZF-R7	1'31.086
RET	66	K. DANAK	Yamaha YZF-R7	1 Lap
RET	4	E. BONDI	Yamaha YZF-R7	2 Laps
RET	8	T. RELPH	Yamaha YZF-R7	5 Laps

SPEED

1	12	M. SARAPUECH	Yamaha YZF-R7	196,4
2	19	A. OUREDNIKOVA	Yamaha YZF-R7	196,0
3	64	S. SANCHEZ	Yamaha YZF-R7	193,9
4	26	K. HAND	Yamaha YZF-R7	193,9
5	66	K. DANAK	Yamaha YZF-R7	193,2
6	11	Y. CERPA	Yamaha YZF-R7	192,9
7	20	N. RIVERA	Yamaha YZF-R7	192,9
8	99	I. CARRENO	Yamaha YZF-R7	192,9
9	15	C. JONES	Yamaha YZF-R7	192,9
10	25	J. PEDEMONTE	Yamaha YZF-R7	192,5
11	14	M. DOBBS	Yamaha YZF-R7	192,5
12	44	P. SOWA	Yamaha YZF-R7	192,5
13	58	P. RAMOS	Yamaha YZF-R7	192,5
14	41	A. BARALE	Yamaha YZF-R7	192,2
15	16	L. MICHEL	Yamaha YZF-R7	191,8
16	96	R. PONZIANI	Yamaha YZF-R7	191,2
17	88	D. DAL ZOTTO	Yamaha YZF-R7	190,8
18	80	J. BRUNO	Yamaha YZF-R7	190,5
19	83	A. MADRIGAL	Yamaha YZF-R7	190,5
20	46	P. RUIZ	Yamaha YZF-R7	190,1
21	37	L. VIEILLARD	Yamaha YZF-R7	189,8
22	4	E. BONDI	Yamaha YZF-R7	189,1
23	36	B. NEILA	Yamaha YZF-R7	188,2
24	17	G. LEWIS	Yamaha YZF-R7	187,5
25	6	M. HERRERA	Yamaha YZF-R7	187,2
26	8	T. RELPH	Yamaha YZF-R7	185,6

SEG. 1

1	36	B. NEILA	28.202
2	6	M. HERRERA	28.321
3	58	P. RAMOS	28.374
4	96	R. PONZIANI	28.426
5	20	N. RIVERA	28.432
6	11	Y. CERPA	28.462
7	64	S. SANCHEZ	28.504
8	15	C. JONES	28.519
9	66	K. DANAK	28.579
10	12	M. SARAPUECH	28.607
11	46	P. RUIZ	28.680
12	4	E. BONDI	28.698
13	80	J. BRUNO	28.728
14	37	L. VIEILLARD	28.748
15	99	I. CARRENO	28.761
16	83	A. MADRIGAL	28.832
17	25	J. PEDEMONTE	28.865
18	41	A. BARALE	28.917
19	19	A. OUREDNIKOVA	29.081
20	8	T. RELPH	29.200
21	14	M. DOBBS	29.269
22	16	L. MICHEL	29.360
23	88	D. DAL ZOTTO	29.401
24	44	P. SOWA	29.404
25	26	K. HAND	29.444
26	17	G. LEWIS	30.313

SEG. 2

1	4	E. BONDI	25.365
2	36	B. NEILA	25.432
3	66	K. DANAK	25.458
4	6	M. HERRERA	25.470
5	12	M. SARAPUECH	25.532
6	58	P. RAMOS	25.534
7	11	Y. CERPA	25.543
8	15	C. JONES	25.552
9	64	S. SANCHEZ	25.598
10	20	N. RIVERA	25.622
11	80	J. BRUNO	25.635
12	46	P. RUIZ	25.670
13	25	J. PEDEMONTE	25.673
14	96	R. PONZIANI	25.688
15	99	I. CARRENO	25.714
16	83	A. MADRIGAL	25.816
17	19	A. OUREDNIKOVA	26.046
18	88	D. DAL ZOTTO	26.068
19	16	L. MICHEL	26.104
20	44	P. SOWA	26.148
21	37	L. VIEILLARD	26.173
22	41	A. BARALE	26.239
23	26	K. HAND	26.244
24	14	M. DOBBS	26.322
25	8	T. RELPH	26.328
26	17	G. LEWIS	27.248

SEG. 3

1	58	P. RAMOS	30.129
2	64	S. SANCHEZ	30.262
3	80	J. BRUNO	30.279
4	12	M. SARAPUECH	30.403
5	6	M. HERRERA	30.403
6	11	Y. CERPA	30.411
7	25	J. PEDEMONTE	30.412
8	20	N. RIVERA	30.416
9	36	B. NEILA	30.422
10	4	E. BONDI	30.456
11	15	C. JONES	30.470
12	99	I. CARRENO	30.476
13	46	P. RUIZ	30.484
14	83	A. MADRIGAL	30.491
15	66	K. DANAK	30.514
16	41	A. BARALE	30.557
17	96	R. PONZIANI	30.623
18	37	L. VIEILLARD	30.651
19	19	A. OUREDNIKOVA	30.763
20	26	K. HAND	30.779
21	16	L. MICHEL	30.843
22	88	D. DAL ZOTTO	30.863
23	14	M. DOBBS	30.930
24	44	P. SOWA	30.987
25	8	T. RELPH	31.270
26	17	G. LEWIS	31.470

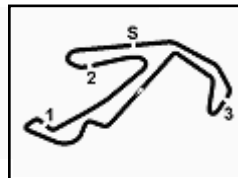
SEG. 4

1	36	B. NEILA	23.568
2	6	M. HERRERA	23.593
3	96	R. PONZIANI	23.722
4	12	M. SARAPUECH	23.736
5	58	P. RAMOS	23.782
6	20	N. RIVERA	23.791
7	4	E. BONDI	23.803
8	11	Y. CERPA	23.863
9	66	K. DANAK	23.873
10	83	A. MADRIGAL	23.907
11	99	I. CARRENO	23.922
12	15	C. JONES	23.930
13	64	S. SANCHEZ	23.942
14	80	J. BRUNO	23.958
15	46	P. RUIZ	23.976
16	25	J. PEDEMONTE	23.992
17	37	L. VIEILLARD	24.203
18	16	L. MICHEL	24.238
19	44	P. SOWA	24.282
20	19	A. OUREDNIKOVA	24.372
21	41	A. BARALE	24.377
22	88	D. DAL ZOTTO	24.462
23	8	T. RELPH	24.476
24	26	K. HAND	24.508
25	14	M. DOBBS	24.614
26	17	G. LEWIS	25.195

14/06/2026

These data/results cannot be reproduced, stored and/or transmitted in whole or in part by any manner of electronic, mechanical, photocopying, recording, broadcasting or otherwise now known or herein after developed without the previous express consent by the copyright owner, except for reproduction in daily press and regular printed publications on sale to the public within 60 days of the event related to those data/results and always provided that copyright symbol appears together as follows below.

© DORNA WSBK ORGANIZATION Srl 2026



Pirelli Emilia-Romagna Round, 12-14 June 2026
Lap Chart Race 2

Misano Circuit Sic 58 4.226 m

1 / 4

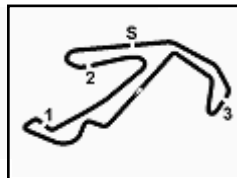
	Lap											
	1	2	3	4	5	6	7	8	9	10	11	12
1	6	6	6	6	6	6	6	6	6	6	6	6
2	36	36	36	36	36	36	36	36	36	36	36	36
3	96	96	96	96	96	96	96	12	12	12	12	12
4	58	12	11	12	11	11	11	96	96	96	96	96
5	12	11	12	11	12	58	58	11	11	64	66	58
6	11	80	15	15	15	12	12	58	64	11	64	11
7	80	15	66	66	58	64	64	64	58	66	11	64
8	15	20	20	58	66	66	66	66	66	20	58	20
9	20	66	64	20	64	20	20	20	20	58	20	80
10	66	64	58	64	20	15	25	25	25	4	15	15
11	64	25	25	25	80	80	80	80	80	80	80	46
12	25	58	80	80	25	25	46	83	4	83	46	25
13	46	46	46	46	46	46	83	4	83	46	83	83
14	83	83	83	83	83	83	4	46	46	15	25	99
15	99	99	4	4	4	4	99	99	99	25	99	37
16	4	4	99	99	99	99	15	15	15	99	37	19
17	41	41	41	37	41	37	41	37	37	41	19	44
18	37	37	37	41	37	41	37	41	41	37	41	41
19	19	19	19	19	19	19	19	19	19	19	44	16
20	14	14	44	44	44	44	44	44	44	44	16	88
21	44	44	14	14	88	14	16	16	88	16	88	14
22	88	88	88	88	14	88	14	88	16	88	14	26
23	26	26	26	26	16	16	88	14	14	14	26	17
24	17	16	16	16	26	26	26	26	26	26	17	
25	16	17	17	17	17	17	17	17	17	17		
26	8	8	8	8	8	8	8					

Final Result		
1	6 M. HERRERA	Laps 12
2	36 B. NEILA	0.075
3	12 M. SARAPUECH	13.072
4	96 R. PONZIANI	13.223
5	58 P. RAMOS	13.427
6	11 Y. CERPA	13.530
7	64 S. SANCHEZ	13.691
8	20 N. RIVERA	13.801
9	80 J. BRUNO	20.486
10	15 C. JONES	20.927
11	46 P. RUIZ	21.144
12	25 J. PEDEMONTE	21.287
13	83 A. MADRIGAL	22.177
14	99 I. CARRENO	22.328
15	37 L. VIEILLARD	36.216
16	19 A. OUREDNIKOVA	36.464
17	44 P. SOWA	42.116
18	16 L. MICHEL	45.304
19	88 D. DAL ZOTTO	45.390
20	14 M. DOBBS	47.250
21	26 K. HAND	47.287
22	41 A. BARALE (P)	1'27.136
23	17 G. LEWIS	1'31.086
RET	66 K. DANAK	1 Lap
RET	4 E. BONDI	2 Laps
RET	8 T. RELPH	5 Laps

14/06/2026

These data/results cannot be reproduced, stored and/or transmitted in whole or in part by any manner of electronic, mechanical, photocopying, recording, broadcasting or otherwise now known or herein after developed without the previous express consent by the copyright owner, except for reproduction in daily press and regular printed publications on sale to the public within 60 days of the event related to those data/results and always provided that copyright symbol appears together as follows below.

© DORNA WSBK ORGANIZATION Srl 2026



Pirelli Emilia-Romagna Round, 12-14 June 2026
Lap Chart Race 2

Misano Circuit Sic 58 4.226 m

2 / 4

Lap 1

1	6	M.Herrera	1'54.779
2	36	B.Neila	0.230
3	96	R.Ponziani	0.413
4	58	P.Ramos	0.592
5	12	M.Sarapuech	0.702
6	11	Y.Cerpa	1.023
7	80	J.Bruno	1.286
8	15	C.Jones	1.561
9	20	N.Rivera	1.627
10	66	K.Danak	2.078
11	64	S.Sanchez	2.342
12	25	J.Pedemonte	2.669
13	46	P.Ruiz	3.081
14	83	A.Madrigal	3.984
15	99	I.Carreno	4.540
16	4	E.Bondi	4.629
17	41	A.Barale	5.173
18	37	L.Vieillard	5.345
19	19	A.Ourednickova	5.882
20	14	M.Dobbs	6.643
21	44	P.Sowa	6.691
22	88	D.Dal Zotto	7.239
23	26	K.Hand	7.544
24	17	G.Lewis	8.410
25	16	L.Michel	8.447
26	8	T.Relph	

Lap 2

1	6	M.Herrera	3'42.622
2	36	B.Neila	0.745
3	96	R.Ponziani	1.222
4	12	M.Sarapuech	1.806
5	11	Y.Cerpa	1.904
6	80	J.Bruno	2.274
7	15	C.Jones	2.706
8	20	N.Rivera	2.767
9	66	K.Danak	3.267
10	64	S.Sanchez	3.805
11	25	J.Pedemonte	4.556
12	58	P.Ramos	4.653
13	46	P.Ruiz	5.885
14	83	A.Madrigal	5.983
15	99	I.Carreno	6.653
16	4	E.Bondi	6.813
17	41	A.Barale	7.557
18	37	L.Vieillard	8.110
19	19	A.Ourednickova	8.623
20	14	M.Dobbs	10.878
21	44	P.Sowa	11.244
22	88	D.Dal Zotto	11.642
23	26	K.Hand	11.900
24	16	L.Michel	12.885
25	17	G.Lewis	14.966
26	8	T.Relph	

Lap 3

1	6	M.Herrera	5'30.783
2	36	B.Neila	0.525
3	96	R.Ponziani	1.756
4	11	Y.Cerpa	2.885
5	12	M.Sarapuech	3.089
6	15	C.Jones	3.683
7	66	K.Danak	4.078
8	20	N.Rivera	4.433
9	64	S.Sanchez	4.653
10	58	P.Ramos	5.180
11	25	J.Pedemonte	5.728
12	80	J.Bruno	6.870
13	46	P.Ruiz	7.228
14	83	A.Madrigal	7.482
15	4	E.Bondi	8.622
16	99	I.Carreno	8.991

Lap 4

1	6	M.Herrera	7'18.836
2	36	B.Neila	0.497
3	96	R.Ponziani	2.943
4	12	M.Sarapuech	3.692
5	11	Y.Cerpa	3.875
6	15	C.Jones	4.576
7	66	K.Danak	5.051
8	58	P.Ramos	5.392
9	20	N.Rivera	5.591
10	64	S.Sanchez	5.974
11	25	J.Pedemonte	7.540
12	80	J.Bruno	7.920
13	46	P.Ruiz	8.450
14	83	A.Madrigal	8.906
15	4	E.Bondi	10.694
16	99	I.Carreno	11.139
17	37	L.Vieillard	12.654
18	41	A.Barale	12.708
19	19	A.Ourednickova	13.565
20	44	P.Sowa	17.703
21	14	M.Dobbs	18.461
22	88	D.Dal Zotto	18.591
23	26	K.Hand	18.787
24	16	L.Michel	18.868
25	17	G.Lewis	31.944
26	8	T.Relph	

Lap 5

1	6	M.Herrera	9'07.087
2	36	B.Neila	0.340
3	96	R.Ponziani	3.829
4	11	Y.Cerpa	4.440
5	12	M.Sarapuech	4.599
6	15	C.Jones	5.137
7	58	P.Ramos	5.213
8	66	K.Danak	5.914
9	64	S.Sanchez	6.367
10	20	N.Rivera	7.278
11	80	J.Bruno	9.263
12	25	J.Pedemonte	9.465
13	46	P.Ruiz	9.747
14	83	A.Madrigal	9.919
15	4	E.Bondi	12.298
16	99	I.Carreno	12.621
17	41	A.Barale	14.963
18	37	L.Vieillard	15.050
19	19	A.Ourednickova	15.808
20	44	P.Sowa	20.920
21	88	D.Dal Zotto	21.940
22	14	M.Dobbs	22.062
23	16	L.Michel	22.116
24	26	K.Hand	22.416
25	17	G.Lewis	39.116
26	8	T.Relph	

Lap 6

1	6	M.Herrera	10'55.268
2	36	B.Neila	0.310
3	96	R.Ponziani	4.698
4	11	Y.Cerpa	4.931
5	58	P.Ramos	5.411

6	12	M.Sarapuech	5.543
7	64	S.Sanchez	6.531
8	66	K.Danak	6.802
9	20	N.Rivera	7.790
10	15	C.Jones	10.480
11	80	J.Bruno	10.520
12	25	J.Pedemonte	10.845
13	46	P.Ruiz	11.167
14	83	A.Madrigal	11.377
15	4	E.Bondi	13.414
16	99	I.Carreno	13.858
17	37	L.Vieillard	17.731
18	41	A.Barale	18.033
19	19	A.Ourednickova	18.197
20	44	P.Sowa	23.952
21	14	M.Dobbs	26.556
22	88	D.Dal Zotto	26.602
23	16	L.Michel	26.709
24	26	K.Hand	27.248
25	17	G.Lewis	46.636
26	8	T.Relph	

Lap 7

1	6	M.Herrera	12'43.533
2	36	B.Neila	0.375
3	96	R.Ponziani	5.465
4	11	Y.Cerpa	5.590
5	58	P.Ramos	5.742
6	12	M.Sarapuech	5.870
7	64	S.Sanchez	7.137
8	66	K.Danak	7.471
9	20	N.Rivera	8.230
10	25	J.Pedemonte	12.293
11	80	J.Bruno	12.358
12	46	P.Ruiz	12.833
13	83	A.Madrigal	13.074
14	4	E.Bondi	14.549
15	99	I.Carreno	15.161
16	15	C.Jones	16.079
17	41	A.Barale	20.835
18	37	L.Vieillard	21.131
19	19	A.Ourednickova	21.170
20	44	P.Sowa	26.635
21	16	L.Michel	30.325
22	14	M.Dobbs	30.837
23	88	D.Dal Zotto	30.976
24	26	K.Hand	31.287
25	17	G.Lewis	53.987
26	8	T.Relph	

Lap 8

1	6	M.Herrera	14'31.838
2	36	B.Neila	0.465
3	12	M.Sarapuech	7.095
4	96	R.Ponziani	7.211
5	11	Y.Cerpa	7.348
6	58	P.Ramos	7.504
7	64	S.Sanchez	7.696
8	66	K.Danak	7.909
9	20	N.Rivera	9.923
10	25	J.Pedemonte	13.672
11	80	J.Bruno	13.836
12	83	A.Madrigal	14.816
13	4	E.Bondi	15.324
14	46	P.Ruiz	15.754
15	99	I.Carreno	16.042
16	15	C.Jones	16.567
17	37	L.Vieillard	23.789
18	41	A.Barale	24.210
19	19	A.Ourednickova	24.480
20	44	P.Sowa	29.519
21	16	L.Michel	33.318
22	88	D.Dal Zotto	33.622

Lap 9

1	6	M.Herrera	16'20.122
2	36	B.Neila	0.099
3	12	M.Sarapuech	9.341
4	96	R.Ponziani	9.371
5	11	Y.Cerpa	9.593
6	64	S.Sanchez	9.740
7	58	P.Ramos	9.898
8	66	K.Danak	9.966
9	20	N.Rivera	10.202
10	25	J.Pedemonte	15.269
11	80	J.Bruno	15.293
12	4	E.Bondi	15.362
13	83	A.Madrigal	15.967
14	46	P.Ruiz	16.630
15	99	I.Carreno	16.801
16	15	C.Jones	17.058
17	37	L.Vieillard	26.803
18	41	A.Barale	26.838
19	19	A.Ourednickova	27.231
20	44	P.Sowa	32.445
21	88	D.Dal Zotto	36.666
22	16	L.Michel	36.752
23	14	M.Dobbs	37.144
24	26	K.Hand	37.415
25	17	G.Lewis	1'08.146

Lap 10

1	6	M.Herrera	18'08.465
2	36	B.Neila	0.148
3	12	M.Sarapuech	10.438
4	96	R.Ponziani	10.528
5	64	S.Sanchez	10.786
6	11	Y.Cerpa	10.940
7	66	K.Danak	11.154
8	20	N.Rivera	11.318
9	58	P.Ramos	11.739
10	4	E.Bondi	16.199
11	80	J.Bruno	16.492
12	83	A.Madrigal	17.454
13	46	P.Ruiz	17.723
14	15	C.Jones	18.114
15	25	J.Pedemonte	18.322
16	99	I.Carreno	18.458
17	41	A.Barale	29.818
18	37	L.Vieillard	29.913
19	19	A.Ourednickova	30.310
20	44	P.Sowa	35.544
21	16	L.Michel	39.651
22	88	D.Dal Zotto	39.828
23	14	M.Dobbs	40.496
24	26	K.Hand	40.799
25	17	G.Lewis	1'15.394

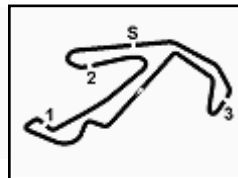
Lap 11

1	6	M.Herrera	19'57.543
2	36	B.Neila	0.175
3	12	M.Sarapuech	11.574
4	96	R.Ponziani	11.664
5	66	K.Danak	11.778
6	64	S.Sanchez	12.106
7	11	Y.Cerpa	12.207
8	58	P.Ramos	12.319
9	20	N.Rivera	12.562
10	15	C.Jones	19.329
11	80	J.Bruno	19.344
12	46	P.Ruiz	20.214
13	83	A.Madrigal	20.519
14	25	J.Pedemonte	20.531

14/06/2026

These data/results cannot be reproduced, stored and/or transmitted in whole or in part by any manner of electronic, mechanical, photocopying, recording, broadcasting or otherwise now known or herein after developed without the previous express consent by the copyright owner, except for reproduction in daily press and regular printed publications on sale to the public within 60 days of the event related to those data/results and always provided that copyright symbol appears together as follows below.

© DORNA WSBK ORGANIZATION Srl 2026



Pirelli Emilia-Romagna Round, 12-14 June 2026
Lap Chart Race 2

15	99	I.Carreno	21.382
16	37	L.Vieillard	32.728
17	19	A.Durednickova	33.220
18	41	A.Barale	38.266
19	44	P.Sowa	38.444
20	16	L.Michel	42.452
21	88	D.Dal Zotto	42.895
22	14	M.Dobbs	43.361
23	26	K.Hand	43.850
24	17	G.Lewis	1'22.263

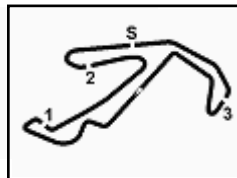
Lap 12

1	6	M.Herrera	21'46.240
2	36	B.Neila	0.075
3	12	M.Sarapuech	13.072
4	96	R.Ponziani	13.223
5	58	P.Ramos	13.427
6	11	Y.Cerpa	13.530
7	64	S.Sanchez	13.691
8	20	N.Rivera	13.801
9	80	J.Bruno	20.486
10	15	C.Jones	20.927
11	46	P.Ruiz	21.144
12	25	J.Pedemonte	21.287
13	83	A.Madrigal	22.177
14	99	I.Carreno	22.328
15	37	L.Vieillard	36.216
16	19	A.Durednickova	36.464
17	44	P.Sowa	42.116
18	41	A.Barale	42.136
19	16	L.Michel	45.304
20	88	D.Dal Zotto	45.390
21	14	M.Dobbs	47.250
22	26	K.Hand	47.287
23	17	G.Lewis	1'31.086

14/06/2026

These data/results cannot be reproduced, stored and/or transmitted in whole or in part by any manner of electronic, mechanical, photocopying, recording, broadcasting or otherwise now known or herein after developed without the previous express consent by the copyright owner, except for reproduction in daily press and regular printed publications on sale to the public within 60 days of the event related to those data/results and always provided that copyright symbol appears together as follows below.

© DORNA WSBK ORGANIZATION Srl 2026



Pirelli Emilia-Romagna Round, 12-14 June 2026
Lap Chart Race 2

Misano Circuit Sic 58 4.226 m

4 / 4

Race Pace Comparison

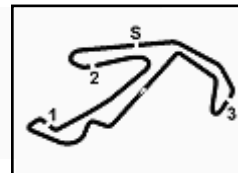
	6 Her	36 Nei	12 Sar	96 Pon	58 Ram	11 Cer	64 San	20 Riv	80 Bru	15 Jon	46 Rui	25 Ped	83 Mad	99 Car
1	1'54.779	1'55.009	1'55.481	1'55.192	1'55.371	1'55.802	1'57.121	1'56.406	1'56.065	1'56.340	1'57.860	1'57.448	1'58.763	1'59.319
2	1'47.843	1'48.358	1'48.947	1'48.652	1'51.904	1'48.724	1'49.306	1'48.983	1'48.831	1'48.988	1'50.647	1'49.730	1'49.842	1'49.956
3	1'48.161	1'47.941	1'49.444	1'48.695	1'48.688	1'49.142	1'49.009	1'49.827	1'52.757	1'49.138	1'49.504	1'49.333	1'49.660	1'50.499
4	1'48.053	1'48.025	1'48.656	1'49.240	1'48.265	1'49.043	1'49.374	1'49.211	1'49.103	1'48.946	1'49.275	1'49.865	1'49.477	1'50.201
5	1'48.251	1'48.094	1'49.158	1'49.137	1'48.072	1'48.816	1'48.644	1'49.938	1'49.594	1'48.812	1'49.548	1'50.176	1'49.264	1'49.733
6	1'48.181	1'48.151	1'49.125	1'49.050	1'48.379	1'48.672	1'48.345	1'48.693	1'49.438	1'53.524	1'49.601	1'49.561	1'49.639	1'49.418
7	1'48.265	1'48.330	1'48.592	1'49.032	1'48.596	1'48.924	1'48.871	1'48.705	1'50.103	1'53.864	1'49.931	1'49.713	1'49.962	1'49.568
8	1'48.305	1'48.395	1'49.530	1'50.051	1'50.067	1'50.063	1'48.864	1'49.998	1'49.783	1'48.793	1'51.226	1'49.684	1'50.047	1'49.186
9	1'48.284	1'47.918	1'50.530	1'50.444	1'50.678	1'50.529	1'50.328	1'48.563	1'49.741	1'48.775	1'49.160	1'49.881	1'49.435	1'49.043
10	1'48.343	1'48.392	1'49.440	1'49.500	1'50.184	1'49.690	1'49.389	1'49.459	1'49.542	1'49.399	1'49.436	1'51.396	1'49.830	1'50.000
11	1'49.078	1'49.105	1'50.214	1'50.214	1'49.658	1'50.345	1'50.398	1'50.322	1'51.930	1'50.293	1'51.569	1'51.287	1'52.143	1'52.002
12	1'48.697	1'48.597	1'50.195	1'50.256	1'49.805	1'50.020	1'50.282	1'49.936	1'49.839	1'50.295	1'49.627	1'49.453	1'50.355	1'49.643

	37 Vie	19 Our	44 Sow	16 Mic	88 Dal	14 Dob	26 Han	41 Bar	17 Lew	66 Dan	4 Bon	8 Rel
1	2'00.124	2'00.661	2'01.470	2'03.226	2'02.018	2'01.422	2'02.323	1'59.952	2'03.189	1'56.857	1'59.408	6'01.571
2	1'50.608	1'50.584	1'52.396	1'52.281	1'52.246	1'52.078	1'52.199	1'50.227	1'54.399	1'49.032	1'50.027	2'13.500
3	1'50.167	1'50.748	1'51.342	1'51.103	1'51.690	1'52.175	1'51.829	1'50.283	1'57.304	1'48.972	1'49.970	1'52.395
4	1'50.591	1'50.408	1'51.331	1'51.094	1'51.473	1'51.622	1'51.272	1'51.082	1'55.888	1'49.026	1'50.125	1'51.628
5	1'50.647	1'50.494	1'51.468	1'51.499	1'51.600	1'51.852	1'51.880	1'50.506	1'55.423	1'49.114	1'49.855	1'51.452
6	1'50.862	1'50.570	1'51.213	1'52.774	1'52.843	1'52.675	1'53.013	1'51.251	1'55.701	1'49.069	1'49.297	1'51.348
7	1'51.665	1'51.238	1'50.948	1'51.881	1'52.639	1'52.546	1'52.304	1'51.067	1'55.616	1'48.934	1'49.400	1'52.125
8	1'50.963	1'51.615	1'51.189	1'51.298	1'50.951	1'51.547	1'51.257	1'51.680	1'55.582	1'48.743	1'49.080	
9	1'51.298	1'51.035	1'51.210	1'51.718	1'51.328	1'51.349	1'51.460	1'50.912	1'55.166	1'50.341	1'48.322	
10	1'51.453	1'51.422	1'51.442	1'51.242	1'51.505	1'51.695	1'51.727	1'51.323	1'55.591	1'49.531	1'49.180	
11	1'51.893	1'51.988	1'51.978	1'51.879	1'52.145	1'51.943	1'52.129	1'57.526	1'55.947	1'49.702		
12	1'52.185	1'51.941	1'52.369	1'51.549	1'51.192	1'52.586	1'52.134	1'52.567	1'57.520			

14/06/2026

These data/results cannot be reproduced, stored and/or transmitted in whole or in part by any manner of electronic, mechanical, photocopying, recording, broadcasting or otherwise now known or herein after developed without the previous express consent by the copyright owner, except for reproduction in daily press and regular printed publications on sale to the public within 60 days of the event related to those data/results and always provided that copyright symbol appears together as follows below.

© DORNA WSBK ORGANIZATION Srl 2026



Pirelli Emilia-Romagna Round, 12-14 June 2026
Chronological Analysis Race 2

Misano Circuit Sic 58 4.226 m

Start at 11:50'40.592

1 / 4

1° 6 M. HERRERA [1'47.843]							
Lap	Seg1	Seg2	Seg3	Seg4	Lap Time	km/h	Local Time
1		25.709	30.940	23.813	1'54.779	184,3	11:52'35.371
2	28.321	25.493	30.436	23.593	1'47.843	185,6	11:54'23.214
3	28.401	25.472	30.607	23.681	1'48.161	184,6	11:56'11.375
4	28.366	25.470	30.522	23.695	1'48.053	185,6	11:57'59.428
5	28.527	25.545	30.527	23.652	1'48.251	185,2	11:59'47.679
6	28.448	25.570	30.476	23.687	1'48.181	185,6	12:01'35.860
7	28.447	25.495	30.505	23.818	1'48.265	186,5	12:03'24.125
8	28.557	25.521	30.529	23.698	1'48.305	187,2	12:05'12.430
9	28.484	25.523	30.499	23.778	1'48.284	184,9	12:07'00.714
10	28.506	25.610	30.403	23.824	1'48.343	185,6	12:08'49.057
11	28.959	25.539	30.739	23.841	1'49.078	185,9	12:10'38.135
12	28.568	25.524	30.473	24.132	1'48.697	186,2	12:12'26.832
Race Time 21'46.240							

2° 36 B. NEILA [1'47.918]							
Lap	Seg1	Seg2	Seg3	Seg4	Lap Time	km/h	Local Time
1		25.604	30.714	24.018	1'55.009	187,8	11:52'35.601
2	28.357	25.675	30.605	23.721	1'48.358	185,9	11:54'23.959
3	28.300	25.437	30.537	23.667	1'47.941	185,9	11:56'11.900
4	28.222	25.432	30.604	23.767	1'48.025	185,6	11:57'59.925
5	28.248	25.465	30.673	23.708	1'48.094	183,1	11:59'48.019
6	28.351	25.555	30.543	23.702	1'48.151	185,9	12:01'36.170
7	28.343	25.442	30.724	23.821	1'48.330	184,3	12:03'24.500
8	28.392	25.530	30.678	23.795	1'48.395	187,8	12:05'12.895
9	28.202	25.504	30.644	23.568	1'47.918	187,5	12:07'00.813
10	28.566	25.670	30.442	23.714	1'48.392	187,8	12:08'49.205
11	29.007	25.599	30.429	24.070	1'49.105	187,8	12:10'38.310
12	28.543	25.598	30.422	24.034	1'48.597	188,2	12:12'26.907
Race Time 21'46.315							

3° 12 M. SARAPUECH [1'48.592]							
Lap	Seg1	Seg2	Seg3	Seg4	Lap Time	km/h	Local Time
1		25.975	30.465	23.917	1'55.481	192,2	11:52'36.073
2	28.746	25.715	30.431	24.055	1'48.947	196,4	11:54'25.020
3	28.693	25.571	31.311	23.869	1'49.444	191,5	11:56'14.464
4	28.825	25.532	30.403	23.896	1'48.656	192,2	11:58'03.120
5	29.229	25.557	30.505	23.867	1'49.158	191,5	11:59'52.278
6	28.784	25.732	30.873	23.736	1'49.125	190,5	12:01'41.403
7	28.607	25.644	30.448	23.893	1'48.592	192,9	12:03'29.995
8	28.840	25.718	30.700	24.272	1'49.530	192,2	12:05'19.525
9	29.360	25.760	31.123	24.287	1'50.530	186,9	12:07'10.055
10	29.074	25.606	30.850	23.910	1'49.440	186,5	12:08'59.495
11	29.206	25.825	30.942	24.241	1'50.214	186,5	12:10'49.709
12	29.231	25.822	30.986	24.156	1'50.195	186,2	12:12'39.904
Race Time 21'59.312							

4° 96 R. PONZIANI [1'48.652]							
Lap	Seg1	Seg2	Seg3	Seg4	Lap Time	km/h	Local Time
1		25.980	30.661	24.007	1'55.192	190,8	11:52'35.784
2	28.529	25.720	30.681	23.722	1'48.652	187,2	11:54'24.436
3	28.426	25.741	30.623	23.905	1'48.695	184,0	11:56'13.131
4	28.788	25.772	30.824	23.856	1'49.240	184,9	11:58'02.371
5	28.688	25.867	30.717	23.865	1'49.137	185,6	11:59'51.508
6	28.683	25.807	30.686	23.874	1'49.050	185,6	12:01'40.558
7	28.544	25.688	30.782	24.018	1'49.032	184,9	12:03'29.590
8	28.696	25.999	31.007	24.349	1'50.051	184,3	12:05'19.641
9	29.101	26.095	31.003	24.245	1'50.444	184,9	12:07'10.085
10	28.822	25.864	30.930	23.884	1'49.500	186,2	12:08'59.585
11	28.977	26.085	30.962	24.190	1'50.214	186,9	12:10'49.799
12	29.342	26.060	30.668	24.186	1'50.256	191,2	12:12'40.055
Race Time 21'59.463							

5° 58 P. RAMOS [1'48.072]							
Lap	Seg1	Seg2	Seg3	Seg4	Lap Time	km/h	Local Time
1		26.069	30.435	23.978	1'55.371	189,8	11:52'35.963

2	28.628	25.762	30.334	27.180	1'51.904	190,5	11:54'27.867
3	28.729	25.736	30.236	23.987	1'48.688	189,1	11:56'16.555
4	28.483	25.817	30.129	23.836	1'48.265	190,8	11:58'04.820
5	28.374	25.665	30.164	23.869	1'48.072	189,8	11:59'52.892
6	28.485	25.633	30.479	23.782	1'48.379	192,5	12:01'41.271
7	28.428	25.633	30.578	23.957	1'48.596	190,8	12:03'29.867
8	28.786	25.816	31.255	24.210	1'50.067	190,8	12:05'19.934
9	29.325	25.878	31.234	24.241	1'50.678	190,1	12:07'10.612
10	29.348	25.774	30.965	24.097	1'50.184	191,5	12:09'00.796
11	28.773	26.184	30.578	24.123	1'49.658	190,8	12:10'50.454
12	28.948	25.534	30.971	24.352	1'49.805	188,5	12:12'40.259
Race Time 21'59.667							

6° 11 Y. CERPA [1'48.672]							
Lap	Seg1	Seg2	Seg3	Seg4	Lap Time	km/h	Local Time
1		25.655	30.446	24.096	1'55.802	192,9	11:52'36.394
2	28.769	25.543	30.412	24.000	1'48.724	191,5	11:54'25.118
3	28.870	25.654	30.722	23.896	1'49.142	185,6	11:56'14.260
4	28.638	25.620	30.846	23.939	1'49.043	186,9	11:58'03.303
5	28.651	25.700	30.572	23.893	1'48.816	187,2	11:59'52.119
6	28.462	25.652	30.695	23.863	1'48.672	190,5	12:01'40.791
7	28.619	25.666	30.411	24.228	1'48.924	189,5	12:03'29.715
8	28.736	25.898	31.172	24.257	1'50.063	188,8	12:05'19.778
9	29.315	25.858	31.113	24.243	1'50.529	187,5	12:07'10.307
10	29.067	25.975	30.771	23.877	1'49.690	189,5	12:08'59.997
11	29.211	26.114	30.866	24.154	1'50.345	190,5	12:10'50.342
12	29.301	25.668	30.817	24.234	1'50.020	191,8	12:12'40.362
Race Time 21'59.770							

7° 64 S. SANCHEZ [1'48.345]							
Lap	Seg1	Seg2	Seg3	Seg4	Lap Time	km/h	Local Time
1		26.064	30.470	24.286	1'57.121	193,9	11:52'37.713
2	28.773	25.688	30.498	24.347	1'49.306	191,5	11:54'27.019
3	28.629	25.821	30.452	24.107	1'49.009	191,5	11:56'16.028
4	28.758	26.201	30.376	24.039	1'49.374	191,8	11:58'05.402
5	28.659	25.772	30.262	23.951	1'48.644	190,1	11:59'54.046
6	28.504	25.598	30.301	23.942	1'48.345	190,8	12:01'42.391
7	28.685	25.733	30.511	23.942	1'48.871	187,8	12:03'31.262
8	28.548	25.655	30.447	24.214	1'48.864	188,8	12:05'20.126
9	29.262	26.101	30.815	24.150	1'50.328	191,2	12:07'10.454
10	29.079	25.797	30.565	23.948	1'49.389	188,8	12:08'59.843
11	29.055	25.966	31.150	24.227	1'50.398	189,8	12:10'50.241
12	29.577	25.758	30.709	24.238	1'50.282	189,5	12:12'40.523
Race Time 21'59.931							

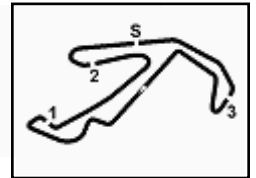
8° 20 N. RIVERA [1'48.563]							
Lap	Seg1	Seg2	Seg3	Seg4	Lap Time	km/h	Local Time
1		26.079	30.621	23.939	1'56.406	192,9	11:52'36.998
2	28.980	25.622	30.504	23.877	1'48.983	190,8	11:54'25.981
3	28.775	26.383	30.599	24.070	1'49.827	189,1	11:56'15.808
4	28.729	25.888	30.764	23.830	1'49.211	186,5	11:58'05.019
5	29.526	25.957	30.417	24.038	1'49.938C	188,2	11:59'54.957
6	28.432	25.764	30.655	23.842	1'48.693	186,2	12:01'43.650
7	28.508	25.856	30.550	23.791	1'48.705	186,9	12:03'32.355
8	29.247	25.946	30.837	23.968	1'49.998C	184,9	12:05'22.353
9	28.528	25.711	30.416	23.908	1'48.563	187,8	12:07'10.916
10	29.203	25.732	30.619	23.905	1'49.459	192,5	12:09'00.375
11	29.026	26.226	30.768	24.302	1'50.322	191,2	12:10'50.697
12	29.277	26.097	30.508	24.054	1'49.936	188,8	12:12'40.633
Race Time 22'00.041							

9° 80 J. BRUNO [1'48.831]							
Lap	Seg1	Seg2	Seg3	Seg4	Lap Time	km/h	Local Time
1		25.994	30.469	24.176	1'56.065	190,5	11:52'36.657
2	28.959	25.635	30.279	23.958	1'48.831	188,8	11:54'25.488
3	28.732	25.939	33.908	24.178	1'52.757	188,8	11:56'18.245
4	28.728	25.775	30.572	24.028	1'49.103	187,8	11:58'07.348

14/06/2026 P = Pits In/Out - C = Lap Time Cancelled

These data/results cannot be reproduced, stored and/or transmitted in whole or in part by any manner of electronic, mechanical, photocopying, recording, broadcasting or otherwise now known or herein after developed without the previous express consent by the copyright owner, except for reproduction in daily press and regular printed publications on sale to the public within 60 days of the event related to those data/results and always provided that copyright symbol appears together as follows below.

© DORNA WSBK ORGANIZATION Srl 2026



Pirelli Emilia-Romagna Round, 12-14 June 2026
Chronological Analysis Race 2

Misano Circuit Sic 58 4.226 m

Start at 11:50'40.592

2 / 4

5	28.993	25.738	30.676	24.187	1'49.594	187,2	11:59'56.942	8	29.137	25.907	30.992	24.011	1'50.047	185,2	12:05'27.246
6	28.826	25.797	30.583	24.232	1'49.438	187,8	12:01'46.380	9	28.964	26.073	30.491	23.907	1'49.435	188,2	12:07'16.681
7	28.872	25.973	31.088	24.170	1'50.103	185,2	12:03'36.483	10	28.979	25.986	30.879	23.986	1'49.830	184,9	12:09'06.511
8	28.836	25.851	30.912	24.184	1'49.783	184,3	12:05'26.266	11	29.543	25.994	30.840	25.766	1'52.143	188,5	12:10'58.654
9	28.979	25.838	30.778	24.146	1'49.741	185,2	12:07'16.007	12	29.441	25.957	30.943	24.014	1'50.355C	185,6	12:12'49.009
10	28.731	26.041	30.767	24.003	1'49.542	190,5	12:09'05.549								
11	28.795	25.992	30.668	26.475	1'51.930	188,2	12:10'57.479								
12	28.811	26.011	30.892	24.125	1'49.839	184,0	12:12'47.318								
							Race Time 22'06.726								

10° 15 C. JONES [1'48.775]							
Lap	Seg1	Seg2	Seg3	Seg4	Lap Time	km/h	Local Time
1		25.832	30.567	24.027	1'56.340	190,5	11:52'36.932
2	28.861	25.653	30.470	24.004	1'48.988	190,1	11:54'25.920
3	28.596	25.828	30.682	24.032	1'49.138	188,2	11:56'15.058
4	28.662	25.593	30.716	23.975	1'48.946	186,9	11:58'04.004
5	28.646	25.552	30.502	24.112	1'48.812	189,5	11:59'52.816
6	28.852	25.784	34.468	24.420	1'53.524	186,5	12:01'46.340
7	29.146	26.227	34.381	24.110	1'53.864	188,8	12:03'40.204
8	28.691	25.685	30.487	23.930	1'48.793	189,1	12:05'28.997
9	28.519	25.586	30.650	24.020	1'48.775	192,9	12:07'17.772
10	28.905	25.735	30.636	24.123	1'49.399	191,2	12:09'07.171
11	28.656	25.772	30.847	25.018	1'50.293	188,8	12:10'57.464
12	29.182	25.891	30.846	24.376	1'50.295C	187,5	12:12'47.759
							Race Time 22'07.167

11° 46 P. RUIZ [1'49.160]							
Lap	Seg1	Seg2	Seg3	Seg4	Lap Time	km/h	Local Time
1		26.098	30.723	24.298	1'57.860	189,5	11:52'38.452
2	29.416	25.886	30.973	24.372	1'50.647	186,5	11:54'29.099
3	28.910	25.791	30.740	24.063	1'49.504	187,5	11:56'18.603
4	28.796	25.694	30.734	24.051	1'49.275	187,5	11:58'07.878
5	28.780	25.744	30.848	24.176	1'49.548	190,1	11:59'57.426
6	28.944	25.670	30.712	24.275	1'49.601	190,1	12:01'47.027
7	28.973	25.881	30.901	24.176	1'49.931	186,9	12:03'36.958
8	30.236	26.259	30.755	23.976	1'51.226	189,5	12:05'28.184
9	28.764	25.817	30.484	24.095	1'49.160	187,8	12:07'17.344
10	28.741	25.858	30.787	24.050	1'49.436	189,1	12:09'06.780
11	28.680	26.017	30.727	26.145	1'51.569	185,6	12:10'58.349
12	28.761	25.727	30.846	24.293	1'49.627C	189,1	12:12'47.976
							Race Time 22'07.384

12° 25 J. PEDEMONTE [1'49.333]							
Lap	Seg1	Seg2	Seg3	Seg4	Lap Time	km/h	Local Time
1		26.136	30.598	24.289	1'57.448	191,5	11:52'38.040
2	28.893	25.945	30.645	24.247	1'49.730	189,1	11:54'27.770
3	29.011	25.918	30.412	23.992	1'49.333	190,1	11:56'17.103
4	28.865	26.003	30.743	24.254	1'49.865	187,8	11:58'06.968
5	29.158	26.098	30.820	24.100	1'50.176	187,2	11:59'57.144
6	28.923	25.694	30.755	24.189	1'49.561	190,1	12:01'46.705
7	29.008	25.856	30.600	24.249	1'49.713	190,1	12:03'36.418
8	29.173	25.695	30.660	24.156	1'49.684	188,8	12:05'26.102
9	28.985	26.089	30.555	24.252	1'49.881	192,5	12:07'15.983
10	30.292	25.917	30.780	24.407	1'51.396	190,5	12:09'07.379
11	29.053	25.673	30.493	26.068	1'51.287	192,2	12:10'58.666
12	29.032	25.810	30.607	24.004	1'49.453C	188,8	12:12'48.119
							Race Time 22'07.527

13° 83 A. MADRIGAL [1'49.264]							
Lap	Seg1	Seg2	Seg3	Seg4	Lap Time	km/h	Local Time
1		26.473	30.783	24.167	1'58.763	186,9	11:52'39.355
2	28.863	25.910	30.854	24.215	1'49.842	189,1	11:54'29.197
3	29.145	25.864	30.647	24.004	1'49.660	188,5	11:56'18.857
4	28.902	25.973	30.554	24.048	1'49.477	187,8	11:58'08.334
5	28.832	25.849	30.607	23.976	1'49.264	188,8	11:59'57.598
6	29.012	25.816	30.644	24.167	1'49.639	190,5	12:01'47.237
7	29.031	25.952	31.016	23.963	1'49.962	187,2	12:03'37.199

14° 99 I. CARRENO [1'49.043]							
Lap	Seg1	Seg2	Seg3	Seg4	Lap Time	km/h	Local Time
1		26.712	30.625	24.196	1'59.319	188,8	11:52'39.911
2	29.094	26.172	30.625	24.065	1'49.956	189,8	11:54'29.867
3	28.956	26.315	30.993	24.235	1'50.499	189,8	11:56'20.366
4	29.130	25.973	31.014	24.084	1'50.201	186,5	11:58'10.567
5	29.131	25.976	30.704	23.922	1'49.733	187,5	12:00'00.300
6	29.047	25.770	30.614	23.987	1'49.418	187,8	12:01'49.718
7	28.776	25.975	30.659	24.158	1'49.568	187,5	12:03'39.286
8	28.842	25.900	30.476	23.968	1'49.186	188,2	12:05'28.472
9	28.761	25.714	30.540	24.028	1'49.043	192,9	12:07'17.515
10	29.014	26.055	30.730	24.201	1'50.000	190,1	12:09'07.515
11	29.247	25.870	30.562	26.323	1'52.002	188,8	12:10'59.517
12	29.001	25.984	30.667	23.991	1'49.643C	187,8	12:12'49.160
							Race Time 22'08.568

15° 37 L. VIEILLARD [1'50.167]							
Lap	Seg1	Seg2	Seg3	Seg4	Lap Time	km/h	Local Time
1		27.848	30.801	24.391	2'00.124	188,8	11:52'40.716
2	29.108	26.635	30.651	24.214	1'50.608	186,2	11:54'31.324
3	28.748	26.286	30.772	24.361	1'50.167	188,2	11:56'21.491
4	29.093	26.173	30.798	24.527	1'50.591	189,8	11:58'12.082
5	28.985	26.383	31.076	24.203	1'50.647	185,9	12:00'02.729
6	28.996	26.338	30.948	24.580	1'50.862	184,6	12:01'53.591
7	28.983	26.448	30.898	25.336	1'51.665	185,2	12:03'45.256
8	29.176	26.274	31.149	24.364	1'50.963	184,3	12:05'36.219
9	28.922	26.562	31.279	24.535	1'51.298	184,0	12:07'27.517
10	29.470	26.256	31.390	24.337	1'51.453	183,4	12:09'18.970
11	29.275	26.384	31.290	24.944	1'51.893C	183,4	12:11'10.863
12	28.988	26.976	31.469	24.752	1'52.185C	183,7	12:13'03.048
							Race Time 22'22.456

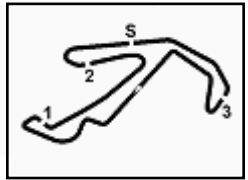
16° 19 A. OUREDNIKOVA [1'50.408]							
Lap	Seg1	Seg2	Seg3	Seg4	Lap Time	km/h	Local Time
1		26.589	30.957	24.568	2'00.661	196,0	11:52'41.253
2	29.207	26.183	30.785	24.409	1'50.584	191,8	11:54'31.837
3	29.370	26.160	30.785	24.433	1'50.748	189,1	11:56'22.585
4	29.171	26.046	30.819	24.372	1'50.408	188,8	11:58'12.993
5	29.110	26.175	30.827	24.382	1'50.494	189,1	12:00'03.487
6	29.081	26.255	30.763	24.471	1'50.570	190,1	12:01'54.057
7	29.240	26.147	31.093	24.758	1'51.238	192,9	12:03'45.295
8	29.532	26.246	31.290	24.547	1'51.615	185,9	12:05'36.910
9	29.282	26.315	30.792	24.646	1'51.035	189,1	12:07'27.945
10	29.564	26.181	31.226	24.451	1'51.422	189,5	12:09'19.367
11	29.471	26.372	31.022	25.123	1'51.988C	190,5	12:11'11.355
12	29.257	26.461	31.418	24.805	1'51.941C	180,9	12:13'03.296
							Race Time 22'22.704

17° 44 P. SOWA [1'50.948]							
Lap	Seg1	Seg2	Seg3	Seg4	Lap Time	km/h	Local Time
1		26.852	31.418	24.551	2'01.470	192,5	11:52'42.062
2	30.304	26.148	31.201	24.743	1'52.396	191,5	11:54'34.458
3	29.506	26.269	31.158	24.409	1'51.342	186,5	11:56'25.800
4	29.592	26.173	31.066	24.500	1'51.331	186,9	11:58'17.131
5	29.737	26.200	31.167	24.364	1'51.468	186,5	12:00'08.599
6	29.487	26.239	31.205	24.282	1'51.213	186,2	12:01'59.812
7	29.404	26.186	30.987	24.371	1'50.948	187,2	12:03'50.760
8	29.433	26.157	31.086	24.513	1'51.189	186,5	12:05'41.949
9	29.535	26.201	31.107	24.367	1'51.210	186,9	12:07'33.159
10	29.583	26.224	31.276	24.359	1'51.442	185,2	12:09'24.601

14/06/2026 P = Pits In/Out - C = Lap Time Cancelled

These data/results cannot be reproduced, stored and/or transmitted in whole or in part by any manner of electronic, mechanical, photocopying, recording, broadcasting or otherwise now known or herein after developed without the previous express consent by the copyright owner, except for reproduction in daily press and regular printed publications on sale to the public within 60 days of the event related to those data/results and always provided that copyright symbol appears together as follows below.

© DORNA WSBK ORGANIZATION Srl 2026



**Pirelli Emilia-Romagna Round, 12-14 June 2026
Chronological Analysis Race 2**

Misano Circuit Sic 58 4.226 m

Start at 11:50'40.592

3 / 4

11	29.453	26.157	31.202	25.166	1'51.978C	188,2	12:11'16.579
12	29.739	26.452	31.723	24.455	1'52.369	188,5	12:13'08.948
Race Time 22'28.356							

18° 16 L. MICHEL [1'51.094]							
Lap	Seg.1	Seg.2	Seg.3	Seg.4	Lap Time	km/h	Local Time
1		27.287	31.540	24.910	2'03.226	185,9	11:52'43.818
2	30.675	26.429	30.843	24.334	1'52.281	190,1	11:54'36.099
3	29.622	26.356	30.887	24.238	1'51.103	190,5	11:56'27.202
4	29.623	26.104	30.976	24.391	1'51.094	191,5	11:58'18.296
5	29.837	26.110	30.996	24.556	1'51.499	189,5	12:00'09.795
6	30.335	26.361	31.678	24.400	1'52.774	189,8	12:02'02.569
7	29.998	26.302	31.127	24.454	1'51.881	189,8	12:03'54.450
8	29.360	26.168	31.058	24.712	1'51.298	188,2	12:05'45.748
9	29.533	26.344	31.045	24.796	1'51.718	188,2	12:07'37.466
10	29.483	26.275	30.953	24.531	1'51.242	191,8	12:09'28.708
11	29.466	26.201	31.124	25.088	1'51.879C	187,5	12:11'20.587
12	29.577	26.120	31.210	24.642	1'51.549	188,2	12:13'12.136
Race Time 22'31.544							

19° 88 D. DAL ZOTTO [1'50.951]							
Lap	Seg.1	Seg.2	Seg.3	Seg.4	Lap Time	km/h	Local Time
1		27.158	31.065	24.643	2'02.018	187,5	11:52'42.610
2	29.618	26.451	31.162	25.015	1'52.246	190,5	11:54'34.856
3	29.476	26.262	31.359	24.593	1'51.690	190,8	11:56'26.546
4	29.712	26.204	30.925	24.632	1'51.473	188,2	11:58'18.019
5	29.711	26.068	31.115	24.706	1'51.600	188,5	12:00'09.619
6	30.354	26.259	31.648	24.582	1'52.843	188,5	12:02'02.462
7	29.598	26.909	31.445	24.687	1'52.639	189,8	12:03'55.101
8	29.448	26.160	30.863	24.480	1'50.951	186,9	12:05'46.052
9	29.461	26.196	31.085	24.586	1'51.328	188,2	12:07'37.380
10	29.401	26.216	31.426	24.462	1'51.505	184,0	12:09'28.885
11	29.579	26.196	31.110	25.260	1'52.145C	183,7	12:11'21.030
12	29.484	26.148	30.933	24.627	1'51.192	187,2	12:13'12.222
Race Time 22'31.630							

20° 14 M. DOBBS [1'51.349]							
Lap	Seg.1	Seg.2	Seg.3	Seg.4	Lap Time	km/h	Local Time
1		26.674	31.546	24.923	2'01.422	192,5	11:52'42.014
2	29.749	26.588	31.032	24.709	1'52.078	187,5	11:54'34.092
3	29.414	26.943	31.204	24.614	1'52.175	190,5	11:56'26.267
4	29.450	26.411	31.062	24.699	1'51.622	187,8	11:58'17.889
5	29.433	26.322	31.162	24.935	1'51.852	187,2	12:00'09.741
6	29.768	26.595	31.588	24.724	1'52.675	185,9	12:02'02.416
7	29.867	26.439	31.526	24.714	1'52.546	185,6	12:03'54.962
8	29.269	26.673	30.980	24.625	1'51.547	190,1	12:05'46.509
9	29.382	26.399	30.930	24.638	1'51.349	189,1	12:07'37.858
10	29.408	26.475	31.149	24.663	1'51.695	187,8	12:09'29.553
11	29.297	26.536	31.173	24.937	1'51.943C	187,5	12:11'21.496
12	29.588	26.433	31.427	25.138	1'52.586	187,5	12:13'14.082
Race Time 22'33.490							

21° 26 K. HAND [1'51.257]							
Lap	Seg.1	Seg.2	Seg.3	Seg.4	Lap Time	km/h	Local Time
1		27.201	31.136	24.652	2'02.323	192,2	11:52'42.915
2	29.713	26.358	31.042	25.086	1'52.199	193,2	11:54'35.114
3	29.522	26.523	31.152	24.632	1'51.829	190,1	11:56'26.943
4	29.606	26.244	30.835	24.587	1'51.272	192,2	11:58'18.215
5	29.717	26.503	31.007	24.653	1'51.880	190,5	12:00'10.095
6	30.303	26.330	31.613	24.767	1'53.013	191,8	12:02'03.108
7	29.745	26.431	31.349	24.779	1'52.304	193,9	12:03'55.412
8	29.523	26.261	30.965	24.508	1'51.257	189,8	12:05'46.669
9	29.580	26.376	30.779	24.725	1'51.460	190,1	12:07'38.129
10	29.444	26.325	31.175	24.783	1'51.727	191,5	12:09'29.856
11	29.471	26.254	31.248	25.156	1'52.129C	190,5	12:11'21.985
12	29.474	26.271	31.454	24.935	1'52.134	184,9	12:13'14.119
Race Time 22'33.527							

22° 41 A. BARALE [1'50.227]							
Lap	Seg.1	Seg.2	Seg.3	Seg.4	Lap Time	km/h	Local Time
1		26.591	30.822	24.564	1'59.952	192,2	11:52'40.544
2	28.966	26.239	30.557	24.465	1'50.227	190,1	11:54'30.771
3	28.917	26.255	30.734	24.377	1'50.283	188,5	11:56'21.054
4	29.240	26.353	30.746	24.743	1'51.082	188,2	11:58'12.136
5	29.155	26.247	30.715	24.389	1'50.506	190,1	12:00'02.642
6	29.310	26.355	31.045	24.541	1'51.251	186,9	12:01'53.893
7	29.049	26.271	31.111	24.636	1'51.067	190,5	12:03'44.960
8	29.272	26.579	31.361	24.468	1'51.680	188,8	12:05'36.640
9	29.046	26.262	30.858	24.746	1'50.912	189,5	12:07'27.552
10	29.655	26.263	30.888	24.517	1'51.323	188,8	12:09'18.875
11	29.592	26.593	36.036	25.305	1'57.526C	183,1	12:11'16.401
12	29.221	26.925	31.582	24.839	1'52.567	185,9	12:13'08.968
Race Time 22'28.376 + 45.000Pen							

23° 17 G. LEWIS [1'54.399]							
Lap	Seg.1	Seg.2	Seg.3	Seg.4	Lap Time	km/h	Local Time
1		27.309	31.784	25.195	2'03.189	186,2	11:52'43.781
2	30.441	27.248	31.470	25.240	1'54.399	187,5	11:54'38.180
3	31.257	27.980	32.237	25.830	1'57.304	184,3	11:56'35.484
4	30.474	27.400	32.295	25.719	1'55.888	183,1	11:58'31.372
5	30.345	27.424	32.082	25.572	1'55.423	183,1	12:00'26.795
6	30.313	27.434	31.904	26.050	1'55.701	183,4	12:02'22.496
7	30.521	27.531	32.312	25.252	1'55.616	183,4	12:04'18.112
8	30.576	27.262	32.124	25.620	1'55.582	184,0	12:06'13.694
9	30.372	27.273	32.086	25.435	1'55.166	183,1	12:08'08.860
10	30.390	27.448	31.984	25.769	1'55.591	184,3	12:10'04.451
11	30.678	27.315	31.997	25.957	1'55.947C	183,1	12:12'00.398
12	30.890	27.530	32.760	26.340	1'57.520	182,7	12:13'57.918
Race Time 23'17.326							

RET 66 K. DANAK [1'48.743]							
Lap	Seg.1	Seg.2	Seg.3	Seg.4	Lap Time	km/h	Local Time
1		25.737	30.804	24.168	1'56.857	190,5	11:52'37.449
2	28.807	25.612	30.612	24.001	1'49.032	190,1	11:54'26.481
3	28.668	25.730	30.701	23.873	1'48.972	187,5	11:56'15.453
4	28.772	25.707	30.662	23.885	1'49.026	186,5	11:58'04.479
5	29.039	25.590	30.574	23.911	1'49.114	187,5	11:59'53.593
6	28.580	25.650	30.902	23.937	1'49.069	186,5	12:01'42.662
7	28.676	25.689	30.610	23.959	1'48.934	189,1	12:03'31.596
8	28.579	25.458	30.514	24.192	1'48.743	189,5	12:05'20.339
9	29.102	26.127	31.015	24.097	1'50.341	193,2	12:07'10.680
10	29.166	25.570	30.903	23.892	1'49.531	190,1	12:09'00.211
11	28.876	25.792	30.920	24.114	1'49.702	187,5	12:10'49.913
Race Time 20'09.321							

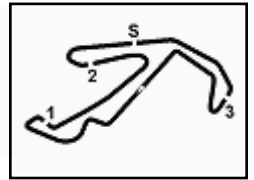
RET 4 E. BONDI [1'48.322]							
Lap	Seg.1	Seg.2	Seg.3	Seg.4	Lap Time	km/h	Local Time
1		26.665	30.630	24.613	1'59.408	189,1	11:52'40.000
2	29.212	25.735	31.045	24.035	1'50.027	187,5	11:54'30.027
3	28.986	26.003	30.899	24.082	1'49.970	187,8	11:56'19.997
4	29.108	26.026	31.074	23.917	1'50.125	185,9	11:58'10.122
5	29.013	26.049	30.936	23.857	1'49.855	185,9	11:59'59.977
6	28.920	25.770	30.742	23.865	1'49.297	186,9	12:01'49.274
7	28.854	25.790	30.885	23.871	1'49.400	187,2	12:03'38.674
8	28.731	25.870	30.605	23.874	1'49.080	187,5	12:05'27.754
9	28.698	25.365	30.456	23.803	1'48.322	188,8	12:07'16.076
10	28.795	25.515	30.990	23.880	1'49.180	184,3	12:09'05.256
Race Time 18'24.664							

RET 8 T. RELPH [1'51.348]							
Lap	Seg.1	Seg.2	Seg.3	Seg.4	Lap Time	km/h	Local Time
1		1'12.913	34.292	3'37.468	6'01.571P	181,2	11:56'42.163
2	49.344	27.328	31.757	25.071	2'13.500P	184,6	11:58'55.663
3	29.631	26.647	31.450	24.667	1'52.395	184,6	12:00'48.058
4	29.372	26.328	31.314	24.614	1'51.628	185,6	12:02'39.686

14/06/2026 P = Pits In/Out - C = Lap Time Cancelled

These data/results cannot be reproduced, stored and/or transmitted in whole or in part by any manner of electronic, mechanical, photocopying, recording, broadcasting or otherwise now known or herein after developed without the previous express consent by the copyright owner, except for reproduction in daily press and regular printed publications on sale to the public within 60 days of the event related to those data/results and always provided that copyright symbol appears together as follows below.

© DORNA WSBK ORGANIZATION Srl 2026



**Pirelli Emilia-Romagna Round, 12-14 June 2026
Chronological Analysis Race 2**

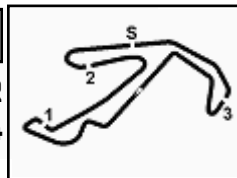
Start at 11:50'40.592

5	29.200	26.403	31.280	24.569	1'51.452	185,6	12:04'31.138
6	29.250	26.352	31.270	24.476	1'51.348	185,2	12:06'22.486
7	29.438	26.433	31.582	24.672	1'52.125	184,9	12:08'14.611
							Race Time 17'34.019

14/06/2026 P = Pits In/Out - C = Lap Time Cancelled

These data/results cannot be reproduced, stored and/or transmitted in whole or in part by any manner of electronic, mechanical, photocopying, recording, broadcasting or otherwise now known or herein after developed without the previous express consent by the copyright owner, except for reproduction in daily press and regular printed publications on sale to the public within 60 days of the event related to those data/results and always provided that copyright symbol appears together as follows below.

© DORNA WSBK ORGANIZATION Srl 2026



Pirelli Emilia-Romagna Round, 12-14 June 2026
Best Laps & Speeds

Misano Circuit Sic 58 4.226 m

1 / 2

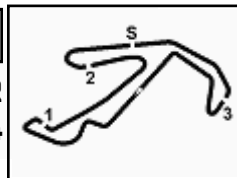
No.	Rider Bike	Nat	Best Lap		FP		SP		WUP1		RC1		WUP2		RC2	
			LL	SPD	LL	SPD	LL	SPD	LL	SPD	LL	SPD	LL	SPD	LL	SPD
1	96 R. PONZIANI Yamaha YZF-R7	ITA	1'47.564	52 195,3	1'50.012	11 192,5	1'48.141	13 192,9	1'49.183	3 190,5	1'47.564	8 195,3	1'49.307	5 193,5	1'48.652	12 191,2
2	36 B. NEILA Yamaha YZF-R7	ESP	1'47.664	48 191,5	1'50.076	12 191,5	1'48.045	12 189,5			1'47.664	12 187,2			1'47.918	12 188,2
3	58 P. RAMOS Yamaha YZF-R7	ESP	1'47.718	40 194,2	1'50.877	11 189,8	1'47.718	9 193,2			1'48.384	4 194,2	1'50.105	4 192,2	1'48.072	12 192,5
4	6 M. HERRERA Yamaha YZF-R7	ESP	1'47.843	53 193,9	1'49.256	12 193,9	1'48.007	13 193,2	4 192,5		1'47.994	12 186,2			1'47.843	12 187,2
5	80 J. BRUNO Yamaha YZF-R7	ITA	1'48.159	40 194,6	1'49.745	12 191,2	1'48.159	11 190,8			1'48.258	4 194,6	1 189,1		1'48.831	12 190,5
6	4 E. BONDI Yamaha YZF-R7	FRA	1'48.322	56 192,2	1'52.477	11 190,8	1'49.854	13 192,2	1'51.883	5 189,1	1'49.658	12 190,1	1'50.128	5 191,2	1'48.322	10 189,1
7	64 S. SANCHEZ Yamaha YZF-R7	ESP	1'48.345	57 193,9	1'51.310	12 190,8	1'49.764	11 193,2	1'49.589	5 189,1	1'49.262	12 193,5	1'49.729	5 187,8	1'48.345	12 193,9
8	20 N. RIVERA Yamaha YZF-R7	ESP	1'48.563	58 192,9	1'52.194	12 189,5	1'49.830	12 187,8	1'50.125	5 191,8	1'49.308	12 191,2	1'49.891	5 187,2	1'48.563	12 192,9
9	12 M. SARAPUECH Yamaha YZF-R7	THA	1'48.592	55 196,4	1'50.682	12 193,9	1'49.251	12 194,2	1'50.128	3 194,9	1'48.631	12 193,5	1'50.450	4 188,8	1'48.592	12 196,4
10	11 Y. CERPA Yamaha YZF-R7	ESP	1'48.672	57 194,2	1'51.260	13 189,5	1'49.188	12 192,9	1'50.263	5 194,2	1'48.916	12 190,1	1'49.438	3 188,5	1'48.672	12 192,9
11	66 K. DANAK Yamaha YZF-R7	POL	1'48.743	47 193,2	1'50.736	12 190,8	1'49.054	12 190,8			1'49.012	12 190,5			1'48.743	11 193,2
12	15 C. JONES Yamaha YZF-R7	GBR	1'48.775	55 194,2	1'51.171	11 194,2	1'49.650	12 192,9	1'49.937	4 192,2	1'49.201	12 191,2	1'50.259	4 188,5	1'48.775	12 192,9
13	99 I. CARRENO Yamaha YZF-R7	CHI	1'49.043	56 192,9	1'52.725	11 188,5	1'50.934	12 191,8	1'52.888	4 191,2	1'50.263	12 190,8	1'50.284	5 189,1	1'49.043	12 192,9
14	46 P. RUIZ Yamaha YZF-R7	ESP	1'49.160	51 192,2	1'51.546	9 187,8	1'50.156	11 192,2	1'50.303	5 189,8	1'49.260	12 191,5	1'51.790	2 190,8	1'49.160	12 190,1
15	83 A. MADRIGAL Yamaha YZF-R7	MEX	1'49.264	53 192,5	1'51.813	11 187,8	1'50.389	12 189,8	1'51.250	3 189,8	1'49.754	12 190,5	1'50.916	3 192,5	1'49.264	12 190,5
16	25 J. PEDEMONTE Yamaha YZF-R7	FRA	1'49.333	48 198,2	1'51.475	13 193,2	1'49.748	10 184,9	1'51.448	5 198,2	1'49.564	3 194,2	1'49.792	5 191,8	1'49.333	12 192,5
17	8 T. RELPH Yamaha YZF-R7	AUS	1'49.793	48 194,6	1'52.205	11 191,5	1'49.935	13 188,2	1'50.423	5 194,6	1'49.793	12 190,5			1'51.348	7 185,6
18	37 L. VIEILLARD Yamaha YZF-R7	FRA	1'50.167	55 192,2	1'53.671	10 186,2	1'50.833	13 189,8	1'51.057	5 192,2	1'50.831	10 189,1	1'50.936	5 186,9	1'50.167	12 189,8
19	41 A. BARALE Yamaha YZF-R7	ITA	1'50.227	57 192,2	1'53.970	11 187,8	1'51.584	12 188,8	1'51.888	5 189,1	1'51.410	12 191,5	1'52.493	5 189,5	1'50.227	12 192,2
20	19 A. OUREDNIKOVA Yamaha YZF-R7	CZE	1'50.408	53 196,0	1'52.393	13 190,5	1'51.369	11 192,2	1'53.255	3 192,5	1'51.128	12 194,6	1'52.520	2 193,2	1'50.408	12 196,0
21	44 P. SOWA Yamaha YZF-R7	POL	1'50.592	52 192,5	1'52.545	11 189,8	1'51.382	13 188,5	1'51.186	4 190,5	1'50.592	12 192,5			1'50.948	12 192,5
22	88 D. DAL ZOTTO Yamaha YZF-R7	ITA	1'50.951	56 191,5	1'53.584	12 188,2	1'52.250	10 189,5	1'53.107	5 189,8	1'51.296	12 191,2	1'52.485	5 191,5	1'50.951	12 190,8
23	16 L. MICHEL Yamaha YZF-R7	GER	1'50.689	56 196,4	1'53.072	13 193,2	1'52.172	12 190,1	1'51.800	4 196,4	1'51.145	12 194,9	1'50.689	3 193,2	1'51.094	12 191,8
24	26 K. HAND Yamaha YZF-R7	GBR	1'51.257	59 195,3	1'53.786	12 189,5	1'52.188	12 188,2	1'51.904	6 190,5	1'51.353	12 192,5	1'53.156	5 195,3	1'51.257	12 193,9
25	14 M. DOBBS Yamaha YZF-R7	USA	1'51.349	45 193,9	1'53.300	13 189,8	1'51.868	11 188,2	1'52.484	3 192,5	1'51.648	2 193,9	1'53.641	4 191,5	1'51.349	12 192,5

14/06/2026

These data/results cannot be reproduced, stored and/or transmitted in whole or in part by any manner of electronic, mechanical, photocopying, recording, broadcasting or otherwise now known or herein after developed without the previous express consent by the copyright owner, except for reproduction in daily press and regular printed publications on sale to the public within 60 days of the event related to those data/results and always provided that copyright symbol appears together as follows below.

© DORNA WSBK ORGANIZATION Srl 2026





Pirelli Emilia-Romagna Round, 12-14 June 2026
Best Laps & Speeds

No.	Rider Bike	Nat	Best Lap		FP		SP		WUP1		RC1		WUP2		RC2	
			LL	SPD	LL	SPD	LL	SPD	LL	SPD	LL	SPD	LL	SPD	LL	SPD
26	17 G. LEWIS Yamaha YZF-R7	BRA	1'54.399		1'59.211		1'57.001		1'55.349		1'55.007		1'54.771		1'54.399	
			59	189,1	12	185,9	13	186,5	5	189,1	12	187,8	5	187,5	12	187,5

14/06/2026

These data/results cannot be reproduced, stored and/or transmitted in whole or in part by any manner of electronic, mechanical, photocopying, recording, broadcasting or otherwise now known or herein after developed without the previous express consent by the copyright owner, except for reproduction in daily press and regular printed publications on sale to the public within 60 days of the event related to those data/results and always provided that copyright symbol appears together as follows below.

© DORNA WSBK ORGANIZATION Srl 2026

Pirelli Emilia-Romagna Round, 12-14 June 2026
Fastest Laps Race 2

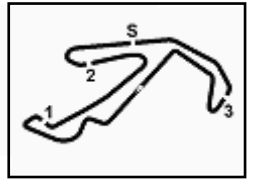
Misano Circuit Sic 58 4.226 m

No.	Rider	Nat	Team	Bike	Lap	Time	Gap
1	6 M. HERRERA	ESP	Terra & Vita GRT Yamaha WorldWCR	Yamaha YZF-R7	2	1'47.843	
2	36 B. NEILA	ESP	Ampito Crescent Yamaha	Yamaha YZF-R7	9	1'47.918	0.075
3	58 P. RAMOS	ESP	Klint Racing Team	Yamaha YZF-R7	5	1'48.072	0.229
4	4 E. BONDI	FRA	FT Racing Academy	Yamaha YZF-R7	9	1'48.322	0.479
5	64 S. SANCHEZ	ESP	Hadden Racing Team	Yamaha YZF-R7	6	1'48.345	0.502
6	20 N. RIVERA	ESP	Terra & Vita GRT Yamaha WorldWCR	Yamaha YZF-R7	9	1'48.563	0.720
7	12 M. SARAPUECH	THA	EEST NJT Racing Team	Yamaha YZF-R7	7	1'48.592	0.749
8	96 R. PONZIANI	ITA	Klint Racing Team	Yamaha YZF-R7	2	1'48.652	0.809
9	11 Y. CERPA	ESP	MotosCerpa-Gradara Corse	Yamaha YZF-R7	6	1'48.672	0.829
10	66 K. DANAK	POL	Prata Motor Sport	Yamaha YZF-R7	8	1'48.743	0.900
11	15 C. JONES	GBR	Monster Energy Crescent Yamaha	Yamaha YZF-R7	9	1'48.775	0.932
12	80 J. BRUNO	ITA	Team Trasimeno	Yamaha YZF-R7	2	1'48.831	0.988
13	99 I. CARRENO	CHI	Pons Italika Racing FIMLA	Yamaha YZF-R7	9	1'49.043	1.200
14	46 P. RUIZ	ESP	PR46+1 Racing Team	Yamaha YZF-R7	9	1'49.160	1.317
15	83 A. MADRIGAL	MEX	Pons Italika Racing FIMLA	Yamaha YZF-R7	5	1'49.264	1.421
16	25 J. PEDEMONTE	FRA	GMT94 Yamaha	Yamaha YZF-R7	3	1'49.333	1.490
17	37 L. VIEILLARD	FRA	FT Racing Academy	Yamaha YZF-R7	3	1'50.167	2.324
18	41 A. BARALE	ITA	Hadden Racing Team	Yamaha YZF-R7	2	1'50.227	2.384
19	19 A. OURDNICKOVA	CZE	Dafitmotoracing	Yamaha YZF-R7	4	1'50.408	2.565
20	44 P. SOWA	POL	Team Trasimeno	Yamaha YZF-R7	7	1'50.948	3.105
21	88 D. DAL ZOTTO	ITA	PATA AG Motorsport Italia	Yamaha YZF-R7	8	1'50.951	3.108
22	16 L. MICHEL	GER	TSL-Racing	Yamaha YZF-R7	4	1'51.094	3.251
23	26 K. HAND	GBR	Team Trasimeno	Yamaha YZF-R7	8	1'51.257	3.414
24	8 T. RELPH	AUS	Full Throttle Racing	Yamaha YZF-R7	6	1'51.348	3.505
25	14 M. DOBBS	USA	YVS Sabadell Diva Racing	Yamaha YZF-R7	9	1'51.349	3.506
26	17 G. LEWIS	BRA	Yamaha AD78 FIMLA	Yamaha YZF-R7	2	1'54.399	6.556

14/06/2026

These data/results cannot be reproduced, stored and/or transmitted in whole or in part by any manner of electronic, mechanical, photocopying, recording, broadcasting or otherwise now known or herein after developed without the previous express consent by the copyright owner, except for reproduction in daily press and regular printed publications on sale to the public within 60 days of the event related to those data/results and always provided that copyright symbol appears together as follows below.

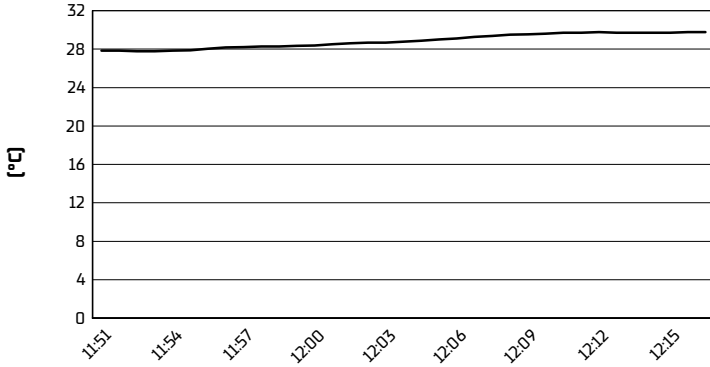
© DORNA WSBK ORGANIZATION Srl 2026



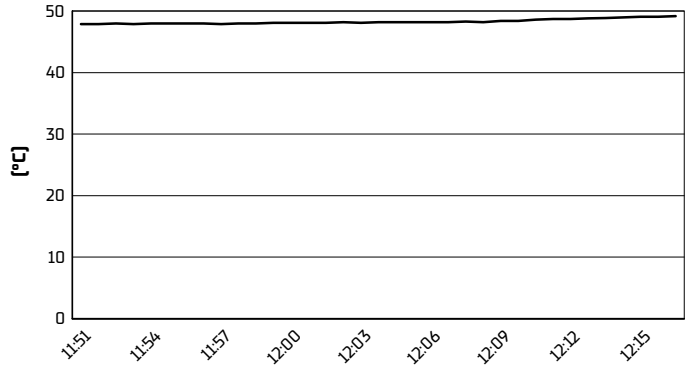
Pirelli Emilia-Romagna Round, 12-14 June 2026
Weather Report Race 2

Session started 11:51 - Session ended 12:17

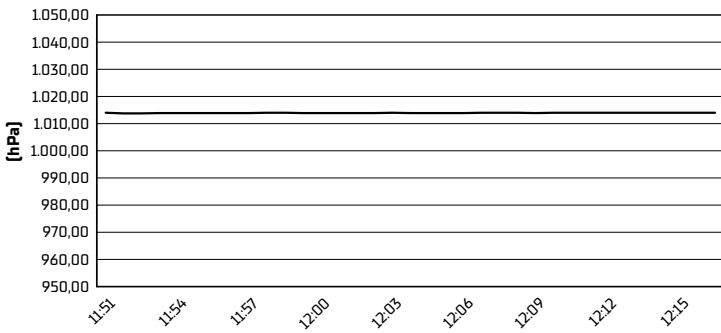
Air Temperature



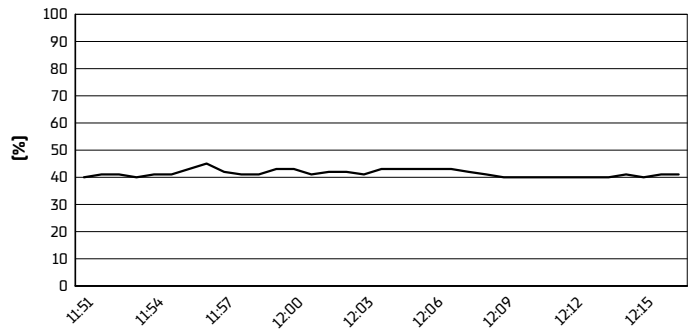
Track Temperature



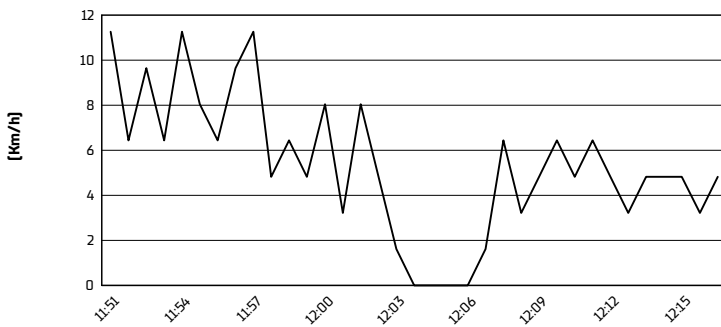
Air Pressure



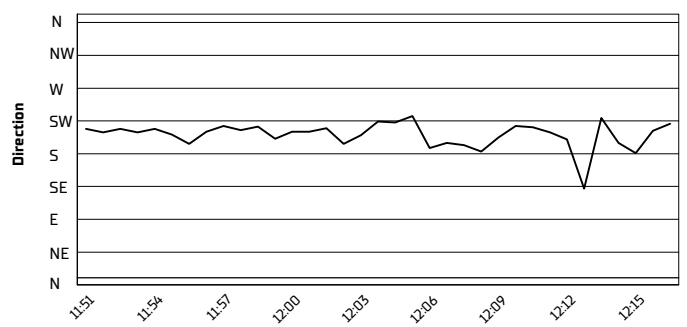
Humidity



Wind Speed



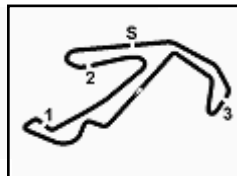
Wind Direction



14/06/2026

These data/results cannot be reproduced, stored and/or transmitted in whole or in part by any manner of electronic, mechanical, photocopying, recording, broadcasting or otherwise now known or herein after developed without the previous express consent by the copyright owner, except for reproduction in daily press and regular printed publications on sale to the public within 60 days of the event related to those data/results and always provided that copyright symbol appears together as follows below.

© DORNA WSBK ORGANIZATION Srl 2026



Pirelli Emilia-Romagna Round, 12-14 June 2026
Riders Performance

Misano Circuit Sic 58 4.226 m

	Points	Points From First	Points From Previous	March 29	April 19	May 3	June 14	July 12	October 18									
				PORTIMAO	ASSEN	BALATON	MISANO	DONINGTON	JEREZ	SP 1 2	SP 1 2	SP 1 2	SP 1 2	SP 1 2	SP 1 2	SP 1 2	SP 1 2	SP 1 2
1 HERRERA	181			1 1 2	1 1 2	1 1 3	2 1 1											
2 NEILA	157	24		4 3 3	2 2 1	5 2 2	3 2 2											
3 RAMOS	97	84	60	2 2 1	3 Rt	2 3 1	1 Rt 5											
4 PONZIANI	89	92	8	3 6 4	7 3 4	3 4 5	4 Rt 4											
5 SARAPUECH	83	98	6	13 11 9	12 5 5	4 5 4	8 7 3											
6 JONES	67	114	16	14 13 14	11 4 6	9 6 9	9 3 10											
7 RIVERA	62	119	5	10 8 7	9 6 11	10 7 8	12 11 8											
8 RUIZ	56	125	6	9 7 5	8 Rt 9	6 8 10	15 6 11											
9 CERPA	55	126	1	5 9 6	13 17 7	13 14 12	7 4 6											
10 BOUDESSEUL	45	136	10	7 4 Rt	5 Rt 3	11 9 7												
11 MADRIGAL	41	140	4	11 18 11	10 7 12	8 10 6	16 12 13											
12 RELPH	39	142	2	6 10 8	4 Rt 8	7 11 11	14 9 Rt											
13 SANCHEZ	37	144	2	8 5 10	6 Rt 13		11 8 7											
14 DANAK	29	152	8	16 14 12	14 8 24	12 12 Rt	6 5 Rt											
15 CARRENO	17	164	12	17 19 Rt	23 10 18	14 13 13	18 13 14											
16 BONDI	9	172	8	12 Rt 16	18 19 15	Rt 14	13 10 Rt											
17 DAL ZOTTO	9	172	0	18 16 15	19 11 14	18 15 17	25 17 19											
18 VIEILLARD	9	172	0	15 12 13	16 Rt 17	19 18 15	17 Rt 15											
19 BRUNO	7	174	2				5 Rt 9											
20 BARALE	7	174	0	22 20 21	20 9 19	20 21 20	21 16 22											
21 DOBBS	6	175	1	20 23 17	15 Rt 10	17 17 21	22 Rt 20											
22 SOWA	6	175	0	24 22 22	22 12 21	23 22 22	20 14 17											
23 PEDEMONTE	4	177	2				10 Rt 12											
24 MICHEL	3	178	1	25 21 19	24 13 25	15 16 18	23 18 18											
25 OUREDNIKOVA	3	178	0	21 15 Rt	21 15 20	16 Rt 16	19 15 16											
26 HAND	2	179	1	23 Rt 18	26 14 23	22 20 19	24 19 21											

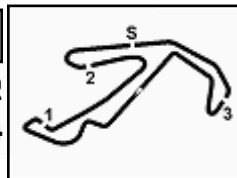
14/06/2026

SP = Superpole - 1 = Race 1 - 2 = Race 2

Ns = Did Not Start - Rt = Retired - Ex = Excluded

These data/results cannot be reproduced, stored and/or transmitted in whole or in part by any manner of electronic, mechanical, photocopying, recording, broadcasting or otherwise now known or herein after developed without the previous express consent by the copyright owner, except for reproduction in daily press and regular printed publications on sale to the public within 60 days of the event related to those data/results and always provided that copyright symbol appears together as follows below.

© DORNA WSBK ORGANIZATION Srl 2026



Pirelli Emilia-Romagna Round, 12-14 June 2026
Race Winners

Misano Circuit Sic 58 4.226 m

	2024	2025	2026
01 Portimao	Herrera M. [ESP] YAM Carrasco A. [ESP] YAM		Herrera M. [ESP] YAM Ramos P. [ESP] YAM
02 Assen		Herrera M. [ESP] YAM Neila B. [ESP] YAM	Herrera M. [ESP] YAM Neila B. [ESP] YAM
03 Balaton		Herrera M. [ESP] YAM Neila B. [ESP] YAM	Herrera M. [ESP] YAM Ramos P. [ESP] YAM
04 Misano	Herrera M. [ESP] YAM Herrera M. [ESP] YAM		Herrera M. [ESP] YAM Herrera M. [ESP] YAM
05 Donington	Carrasco A. [ESP] YAM Herrera M. [ESP] YAM	Herrera M. [ESP] YAM Neila B. [ESP] YAM	
06 Jerez	Herrera M. [ESP] YAM Sanchez S. [ESP] YAM	Herrera M. [ESP] YAM Ramos P. [ESP] YAM	

2026

- 5 M. Herrera**
- 2 P. Ramos**
- 1 B. Neila**

ALL TIMES

- 17 M. Herrera**
- 5 B. Neila**
- 4 A. Carrasco**
- 3 P. Ramos**
- 2 S. Sanchez**
- 1 R. Ponziani**

14/06/2026

These data/results cannot be reproduced, stored and/or transmitted in whole or in part by any manner of electronic, mechanical, photocopying, recording, broadcasting or otherwise now known or herein after developed without the previous express consent by the copyright owner, except for reproduction in daily press and regular printed publications on sale to the public within 60 days of the event related to those data/results and always provided that copyright symbol appears together as follows below.

© DORNA WSBK ORGANIZATION Srl 2026