

Pirelli Dutch Round, 17-19 April 2026

Results Tissot Superpole Race

Laps 10 = 45,420 Km - Time of Race 15'35.366 - Avg. 174,811 km/h

1 / 2

Pos	Grid	No. Rider	Nat	Team	Bike	Class	LL	Gap	Rel.	Fastest Lap	Speed	Qualifying	Speed
1	1	11 N. BULEGA	ITA	Aruba.it Racing - Ducati	Ducati Panigale V4R		10			1'32.357	291,9	1'32.144	290,3
2	3	7 I. LECUONA	ESP	Aruba.it Racing - Ducati	Ducati Panigale V4R		10	1.742	1.742	1'33.008	297,5	1'32.567	294,3
3	2	14 S. LOWES	GBR	ELF Marc VDS Racing Team	Ducati Panigale V4R	IND	10	2.632	0.890	1'33.046	295,1	1'32.473	287,2
4	7	19 A. BAUTISTA	ESP	Barni Spark Racing Team	Ducati Panigale V4R	IND	10	6.219	3.587	1'32.970	298,3	1'33.013	290,3
5	6	22 A. LOWES	GBR	bimota by Kawasaki Racing Team	bimota KB998 Rimini		10	6.373	0.154	1'32.868	295,1	1'32.960	288,8
6	5	97 X. VIERGE	ESP	Pata Maxus Yamaha	Yamaha YZF R1		10	9.318	2.945	1'33.397	296,7	1'32.946	288,8
7	4	9 D. PETRUCCI	ITA	ROKIT BMW Motorrad WorldSBK Team	BMW M1000 RR		10	9.432	0.114	1'33.568	296,7	1'32.921	291,1
8	12	5 Y. MONTELLA	ITA	Barni Spark Racing Team	Ducati Panigale V4R	IND	10	9.433	0.001	1'33.491	300,8	1'33.258	291,1
9	8	55 A. LOCATELLI	ITA	Pata Maxus Yamaha	Yamaha YZF R1		10	11.347	1.914	1'33.452	294,3	1'33.079	288,8
10	10	87 R. GARDNER	AUS	GYTR GRT Yamaha WorldSBK Team	Yamaha YZF R1		10	11.590	0.243	1'33.628	294,3	1'33.229	287,2
11	13	88 M. OLIVEIRA	POR	ROKIT BMW Motorrad WorldSBK Team	BMW M1000 RR		10	12.170	0.580	1'33.460	304,2	1'33.304	291,1
12	15	67 A. SURRA	ITA	Motocorsa Racing	Ducati Panigale V4R	IND	10	14.379	2.209	1'33.946	300,0	1'33.452	292,7
13	9	34 L. BALDASSARRI	ITA	Team GoEleven	Ducati Panigale V4R	IND	10	15.384	1.005	1'33.438	298,3	1'33.108	288,0
14	16	31 G. GERLOFF	USA	Kawasaki WorldSBK Team	Kawasaki ZX-10RR		10	15.429	0.045	1'33.724	300,8	1'33.575	292,7
15	11	46 T. BRIDEWELL	GBR	Superbike Advocates	Ducati Panigale V4R	IND	10	16.749	1.320	1'33.805	295,9	1'33.231	291,9
16	20	62 S. MANZI	ITA	GYTR GRT Yamaha WorldSBK Team	Yamaha YZF R1		10	16.856	0.107	1'33.926	292,7	1'34.213	285,7
17	18	65 J. REA	GBR	Honda HRC	Honda CBR1000RR-R SP		10	18.759	1.903	1'33.979	294,3	1'33.856	287,2
18	17	47 A. BASSANI	ITA	bimota by Kawasaki Racing Team	bimota KB998 Rimini		10	21.090	2.331	1'34.147	296,7	1'33.756	288,8
19	21	13 M. RATO	ITA	Motocrossing WorldSBK Team	Yamaha YZF R1	IND	10	25.517	4.427	1'34.679	290,3	1'34.360	286,5
20	19	54 B. SOFUOGLU	TUR	Motocrossing WorldSBK Team	Yamaha YZF R1	IND	10	25.532	0.015	1'34.576	291,1	1'34.013	285,7
21	22	85 T. SMITS	NED	Team Apreco	Yamaha YZF R1	IND	10	27.932	2.400	1'34.992	286,5	1'34.969	282,0
-----Not Classified-----													
RET	14	95 T. MACKENZIE	GBR	MGM Optical Express Racing	Ducati Panigale V4R	IND	4	6 Laps		1'33.702	297,5	1'33.352	291,1

AIR	Humidity:	72%	Temp:	11°C
TRACK	Condition:	Dry	Temp:	15°C

Records	Pole [SP]	2026	N.Bulega	1'32.144	177,453 Km/h
	Race [RC1]	2026	N.Bulega	1'33.341	175,177 Km/h
	All Times [SP]	2026	N.Bulega	1'32.144	177,453 Km/h
Race Fastest Lap	[New Record]	Lap 2	N.Bulega	1'32.357	177,043 Km/h

LAP LEADERS				
No. Rider	From	To	Laps	Total
11 N. BULEGA	1	10	10	10

TOTAL LEADER LAPS	
No. Rider	Laps
11 N. BULEGA	127
7 I. LECUONA	5
5 Y. MONTELLA	3

19/04/2026 Start End The results are provisional until the end of the time limit for protests and appeals and the completion of the technical checks.

These data/results cannot be reproduced, stored and/or transmitted in whole or in part by any manner of electronic, mechanical, photocopying, recording, broadcasting or otherwise now known or herein after developed without the previous express consent by the copyright owner, except for reproduction in daily press and regular printed publications on sale to the public within 60 days of the event related to those data/results and always provided that copyright symbol appears together as follows below.

© DORNA WSBK ORGANIZATION Srl 2026

Clerk Of The Course: **Roland Brontsema**
 Publication Time: **11:31**

Pirelli Dutch Round, 17-19 April 2026
Results Tissot Superpole Race

Race Highlights

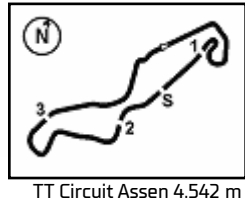
Time	No. Rider	Description
10.55.00		Sighting Lap Started
11.08.13		Warm Up Lap Started
11.10.09		Start of Session
11.11.29		No Jump Starts
11.14.20	47 A. BASSANI	#47 Lap Time Cancelled [1'34.525] - Exceeded Track Limits - Turn 17
11.15.01	47 A. BASSANI	#47 Course Cutting at Turn 17 Under Investigation
11.17.01		Yellow Flag Out - Turn 3-4
11.17.09	95 T. MACKENZIE	#95 Crashed - Turn 3
11.17.39	46 T. BRIDEWELL	#46 Lap Time Cancelled [1'34.188] - Exceeded Track Limits - Turn 17
11.17.40	95 T. MACKENZIE	#95 Not Actively Competing
11.17.43		Yellow Flag In - Turn 3-4
11.18.30	46 T. BRIDEWELL	#46 Track Limits Warning
11.19.32	47 A. BASSANI	#47 Long Lap Penalty - Course Cut at Turn 17 without losing 1 second
11.20.01	47 A. BASSANI	#47 Long Lap Penalty Completed
11.20.40	54 B. SOFUOGLU	#54 Lap Time Cancelled [1'35.175] - Exceeded Track Limits - Turn 18
11.20.54	54 B. SOFUOGLU	#54 Track Limits Warning
11.22.21	13 M. RATO	#13 Track Limits Warning
11.22.29	13 M. RATO	#13 Lap Time Cancelled [1'35.858] - Exceeded Track Limits - Turn 18
11.24.07	55 A. LOCATELLI	#55 Penalized to Drop 1 Position - Irresponsible Riding
11.24.36	34 L. BALDASSARRI	#34 Course Cutting at Turn 17 Under Investigation
11.24.57	55 A. LOCATELLI	#55 1 Position[s] Dropped
11.25.11	34 L. BALDASSARRI	#34 Course Cutting at Turn 17 - No Further Action
11.26.29		Podium Confirmed
11.28.14		Results Confirmed
11.28.19		End of Session

19/04/2026 11:10 11:28 The results are provisional until the end of the time limit for protests and appeals and the completion of the technical checks.

Clerk Of The Course: **Roland Brontsema**
Publication Time: **11:31**

These data/results cannot be reproduced, stored and/or transmitted in whole or in part by any manner of electronic, mechanical, photocopying, recording, broadcasting or otherwise now known or herein after developed without the previous express consent by the copyright owner, except for reproduction in daily press and regular printed publications on sale to the public within 60 days of the event related to those data/results and always provided that copyright symbol appears together as follows below.

© DORNA WSBK ORGANIZATION Srl 2026



Pirelli Dutch Round, 17-19 April 2026 Riders Standings

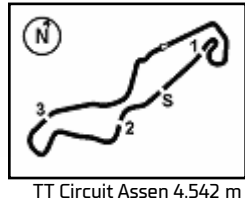
1 / 2

	Points	Points From First	Points From Previous	February 22 PHILLIP ISLAND	March 29 PORTIMAO	April 19 ASSEN	May 3 BALATON	May 17 MOST	May 31 ARAGON	June 14 MISANO	July 12 DONINGTON	September 6 MAGNY-COURS	September 27 CREMONA	October 11 ESTORIL	October 18 JEREZ			
1 BULEGA Nicolo (ITA)	161			25 25 12 12	25 25 12 12	25 12												
2 LECUONA Iker (ESP)	97	64		10 8 1	20 20 9	20 9												
3 LOWES Sam (GBR)	66	95	31	11 5	11 11 5	16 7												
4 OLIVEIRA Miguel (POR)	65	96	1	8 9	16 16 7	9												
5 BASSANI Axel (ITA)	64	97	1	13 20 9	8 8 2	4												
6 LOWES Alex (GBR)	64	97	0	9 7	13 13 6	11 5												
7 BALDASSARRI Lorenzo (ITA)	48	113	16	16 7 2	5 10	8												
8 BAUTISTA Alvaro (ESP)	46	115	2	16 3	7 1	13 6												
9 MONTELLA Yari (ITA)	37	124	9	20 6	4	5 2												
10 LOCATELLI Andrea (ITA)	36	125	1	3 11	4 7	10 1												
11 PETRUCCI Danilo (ITA)	34	127	2	6 10	6 9	3												
12 MACKENZIE Tarran (GBR)	26	135	8	4 13	2	7												
13 VIERGE Xavi (ESP)	25	136	1		10 2 3	6 4												
14 GERLOFF Garrett (USA)	24	137	1	5 6 4	9													
15 GARDNER Remy (AUS)	14	147	10	3	3 6	2												
16 SURRA Alberto (ITA)	13	148	1	7 4	1	1												
17 MANZI Stefano (ITA)	7	154	6	2	5													
18 NAGASHIMA Tetsuta (JPN)	7	154	0	2 5														
19 BRIDEWELL Thomas (GBR)	6	155	1		3	3												
20 REA Jonathan (GBR)	4	157	2		4													
21 CHANTRA Somkiat (THA)	1	160	3		1													
22 SOFUOGLU Bahattin (TUR)	1	160	0	1														
23 VICKERS Ryan (GBR)	1	160	0	1														

19/04/2026 First Line: Race 1 & 2 - Second Line: Tissot Superpole Race

These data/results cannot be reproduced, stored and/or transmitted in whole or in part by any manner of electronic, mechanical, photocopying, recording, broadcasting or otherwise now known or herein after developed without the previous express consent by the copyright owner, except for reproduction in daily press and regular printed publications on sale to the public within 60 days of the event related to those data/results and always provided that copyright symbol appears together as follows below.

© DORNA WSBK ORGANIZATION Srl 2026



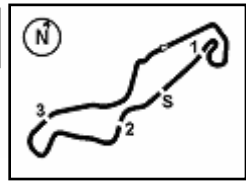
Pirelli Dutch Round, 17-19 April 2026
Riders Standings

Points	Points From First	Points From Previous	February 22	March 29	April 19	May 3	May 17	May 31	June 14	July 12	September 6	September 27	October 11	October 18			
			PHILLIP ISLAND	PORTIMAO	ASSEN	BALATON	MOST	ARAGON	MISANO	DONINGTON	MAGNY-COURS	CREMONA	ESTORIL	JEREZ			
Independent Riders																	
1	LOWES	66	11	11	11	16											
	Sam [GBR]		5	5	7												
2	BALDASSARRI	48 18	16	7	5	10	8										
	Lorenzo [ITA]		2														
3	BAUTISTA	46 20 2	16	7	13												
	Alvaro [ESP]		3	1	6												
4	MONTELLA	37 29 9	20		5												
	Yari [ITA]		6	4	2												
5	MACKENZIE	26 40 11	4	13	2	7											
	Tarran [GBR]																
6	SURRA	13 53 13	7	4	1	1											
	Alberto [ITA]																
7	BRIDEWELL	6 60 7			3	3											
	Thomas [GBR]																
8	SOFUOGLU	1 65 5	1														
	Bahattin [TUR]																

19/04/2026 First Line: Race 1 & 2 - Second Line: Tissot Superpole Race

These data/results cannot be reproduced, stored and/or transmitted in whole or in part by any manner of electronic, mechanical, photocopying, recording, broadcasting or otherwise now known or herein after developed without the previous express consent by the copyright owner, except for reproduction in daily press and regular printed publications on sale to the public within 60 days of the event related to those data/results and always provided that copyright symbol appears together as follows below.

© DORNA WSBK ORGANIZATION Srl 2026



TT Circuit Assen 4.542 m

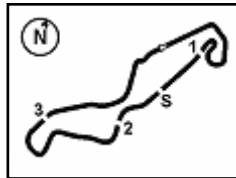
Pirelli Dutch Round, 17-19 April 2026 Manufacturers Standings

	Points	Points From First	Points From Previous	February 22 PHILLIP ISLAND		March 29 PORTIMAO		April 19 ASSEN		May 3 BALATON		May 17 MOST		May 31 ARAGON		June 14 MISANO		July 12 DONINGTON		September 6 MAGNY-COURS		September 27 CREMONA		October 11 ESTORIL		October 18 JEREZ				
				1	2	1	2	1	2	1	2	1	2	1	2	1	2	1	2	1	2	1	2	1	2	1	2			
1	161			25	25	25	25	25																						
				12	12	12	12	12																						
2	90	71		13	20	13	13	11																						
				9	9	6	6	5																						
3	69	92	21	8	10	16	16	9																						
				7	7	7	7	3																						
4	48	113	21	3	11	10	7	10																						
				3	3	3	3	4																						
5	24	137	24	5	6	9																								
				4	4																									
6	11	150	13	2	5	4																								
				5	5																									

19/04/2026 First Line: Race 1 & 2 - Second Line: Tissot Superpole Race

These data/results cannot be reproduced, stored and/or transmitted in whole or in part by any manner of electronic, mechanical, photocopying, recording, broadcasting or otherwise now known or herein after developed without the previous express consent by the copyright owner, except for reproduction in daily press and regular printed publications on sale to the public within 60 days of the event related to those data/results and always provided that copyright symbol appears together as follows below.

© DORNA WSBK ORGANIZATION Srl 2026



Pirelli Dutch Round, 17-19 April 2026

Teams Standings

	February 22 PHILLIP ISLAND	March 29 PORTIMAO	April 19 ASSEN	May 3 BALATON	May 17 MOST	May 31 ARAGON	June 14 MISANO	July 12 DONINGTON	September 6 MAGNY-COURS	September 27 CREMONA	October 11 ESTORIL	October 18 JEREZ							
1 Aruba.it Racing - Ducati	258																		
BULEGA Nicolo	161	25 12	25 12	25 12															
LECUONA Iker	97	10 1	8 9	20 9	20 9														
2 bimota by Kawasaki Racing Team	128 [-130]																		
LOWES Alex	64	9 7	13 6	13 6	11 5														
BASSANI Axel	64	13 9	20 2	8 8	8 4														
3 ROKIT BMW Motorrad WorldSBK Team	99 [-159]																		
OLIVEIRA Miguel	65	8 9	16 7	16 7	9														
PETRUCCI Danilo	34	6 10	6 9	9	3														
4 Barni Spark Racing Team	83 [-175]																		
BAUTISTA Alvaro	46	3 16	7 1	13 6															
MONTELLA Yari	37	20 6	4	5 2															
5 ELF Marc VDS Racing Team	66 [-192]																		
LOWES Sam	66	11 5	11 5	11 7	16 7														
6 Pata Maxus Yamaha	61 [-197]																		
LOCATELLI Andrea	36	3 11	4 7	10 1															
VIERGE Xavi	25		10 3	2 4	6 4														
7 Team Gooleven	48 [-210]																		
BALDASSARRI Lorenzo	48	16 2	7 5	10 8															
8 MGM Optical Express Racing	26 [-232]																		
MACKENZIE Tarran	26	4 13	2	7															
9 Kawasaki WorldSBK Team	24 [-234]																		
GERLOFF Garrett	24	5 4	6 9																
10 GYTR GRT Yamaha WorldSBK Team	21 [-237]																		
GARDNER Remy	14		3 3	6 2															
MANZI Stefano	7		2	5															
11 Motocorsa Racing	13 [-245]																		
SURRA Alberto	13	7 4	1	1															
12 Honda HRC	13 [-245]																		
NAGASHIMA Tetsuta	7	2 5																	
REA Jonathan	4			4															
VICKERS Ryan	1	1																	
CHANTRA Somkiat	1			1															

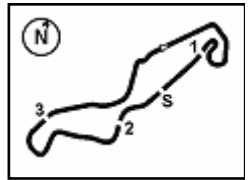
19/04/2026

These data/results cannot be reproduced, stored and/or transmitted in whole or in part by any manner of electronic, mechanical, photocopying, recording, broadcasting or otherwise now known or herein after developed without the previous express consent by the copyright owner, except for reproduction in daily press and regular printed publications on sale to the public within 60 days of the event related to those data/results and always provided that copyright symbol appears together as follows below.

© DORNA WSBK ORGANIZATION Srl 2026

FICR PERUGIA TIMING





	February 22 PHILLIP ISLAND	March 29 PORTIMAO	April 19 ASSEN	May 3 BALATON	May 17 MOST	May 31 ARAGON	June 14 MISANO	July 12 DONINGTON	September 6 MAGNY-COURS	September 27 CREMONA	October 11 ESTORIL	October 18 JEREZ		
13 Superbike Advocates	6 [-252]													
BRIDEWELL Thomas	6	3	3											
14 Motoxracing WorldSBK Team	1 [-257]													
SOFUOGLU Bahattin	1	1												

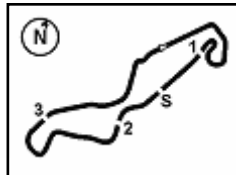
19/04/2026

These data/results cannot be reproduced, stored and/or transmitted in whole or in part by any manner of electronic, mechanical, photocopying, recording, broadcasting or otherwise now known or herein after developed without the previous express consent by the copyright owner, except for reproduction in daily press and regular printed publications on sale to the public within 60 days of the event related to those data/results and always provided that copyright symbol appears together as follows below.

© DORNA WSBK ORGANIZATION Srl 2026

FICR PERUGIA TIMING





Pirelli Dutch Round, 17-19 April 2026

Teams Standings

	February 22 PHILLIP ISLAND	March 29 PORTIMAO	April 19 ASSEN	May 3 BALATON	May 17 MOST	May 31 ARAGON	June 14 MISANO	July 12 DONINGTON	September 6 MAGNY-COURS	September 27 CREMONA	October 11 ESTORIL	October 18 JEREZ									
Referent Teams																					
1 Aruba.it Racing - Ducati		258																			
BULEGA Nicolo	161	25 12	25 12	25 12																	
LECUONA Iker	97	10 8 1	20 20 9	20 9																	
2 bimota by Kawasaki Racing Team		128 [-130]																			
LOWES Alex	64	9 7	13 6	13 6	11 5																
BASSANI Axel	64	13 9	20 2	8 2	8 4																
3 ROKiT BMW Motorrad WorldSBK Team		99 [-159]																			
OLIVEIRA Miguel	65	8 9	16 7	16 9																	
PETRUCCI Danilo	34	6 10	6 9		3																
4 Pata Maxus Yamaha		61 [-197]																			
LOCATELLI Andrea	36	3 11	4 7	10 1																	
VIERGE Xavi	25		10 3	2 4	6 4																
5 Kawasaki WorldSBK Team		24 [-234]																			
GERLOFF Garrett	24	5 4	6 9																		
6 GYTR GRT Yamaha WorldSBK Team		21 [-237]																			
GARDNER Remy	14	3	3 6	2																	
MANZI Stefano	7	2	5																		
7 Honda HRC		13 [-245]																			
NAGASHIMA Tetsuta	7	2 5																			
REA Jonathan	4		4																		
VICKERS Ryan	1	1																			
CHANTRA Somkiat	1		1																		

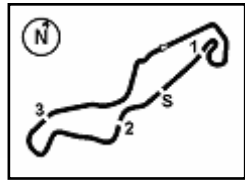
19/04/2026

These data/results cannot be reproduced, stored and/or transmitted in whole or in part by any manner of electronic, mechanical, photocopying, recording, broadcasting or otherwise now known or herein after developed without the previous express consent by the copyright owner, except for reproduction in daily press and regular printed publications on sale to the public within 60 days of the event related to those data/results and always provided that copyright symbol appears together as follows below.

© DORNA WSBK ORGANIZATION Srl 2026

FICR PERUGIA TIMING





	February 22 PHILIP ISLAND	March 29 PORTIMAO	April 19 ASSEN	May 3 BALATON	May 17 MOST	May 31 ARAGON	June 14 MISANO	July 12 DONINGTON	September 6 MAGNY-COURS	September 27 CREMONA	October 11 ESTORIL	October 18 JEREZ		
Independent Teams														
1 Barni Spark Racing Team	83													
BAUTISTA Alvaro	46	16 3	7 1	13 6										
MONTELLA Yari	37	20 6	4	5 2										
2 ELF Marc VDS Racing Team	66 [-17]													
LOWES Sam	66	11 5	11 5	16 7										
3 Team Goeleven	48 [-35]													
BALDASSARRI Lorenzo	48	16 2	7 5	10 8										
4 MGM Optical Express Racing	26 [-57]													
MACKENZIE Tarran	26	4 13	2	7										
5 Motocorsa Racing	13 [-70]													
SURRA Alberto	13	7 4	1	1										
6 Motoxracing WorldSBK Team	1 [-82]													
SOFUOGLU Bahattin	1	1												

19/04/2026

These data/results cannot be reproduced, stored and/or transmitted in whole or in part by any manner of electronic, mechanical, photocopying, recording, broadcasting or otherwise now known or herein after developed without the previous express consent by the copyright owner, except for reproduction in daily press and regular printed publications on sale to the public within 60 days of the event related to those data/results and always provided that copyright symbol appears together as follows below.

© DORNA WSBK ORGANIZATION Srl 2026

FICR PERUGIA TIMING



Pirelli Dutch Round, 17-19 April 2026
Tissot Superpole Award

	Points	Points From First	Points From Previous	February 22 PHILLIP ISLAND	March 29 PORTIMAO	April 19 ASSEN	May 3 BALATON	May 17 MOST	May 31 ARAGON	June 14 MISANO	July 12 DONINGTON	September 6 MAGNY-COURS	September 27 CREMONA	October 11 ESTORIL	October 18 JEREZ				
1 BULEGA Nicolo (ITA)	72			12 12	12 12	12 12													
2 LOWES Sam (GBR)	38	34		7 5	5 5	9 7													
3 LECUONA Iker (ESP)	35	37	3	1	9 9	7 9													
4 LOWES Alex (GBR)	31	41	4	6 7	3 6	4 5													
5 MONTELLA Yari (ITA)	28	44	3	9 6	7 4	2													
6 VIERGE Xavi (ESP)	17	55	11	1	4 3	5 4													
7 BASSANI Axel (ITA)	16	56	1	5 9	2														
8 PETRUCCI Danilo (ITA)	14	58	2	4	1	6 3													
9 OLIVEIRA Miguel (POR)	13	59	1		6 7														
10 BAUTISTA Alvaro (ESP)	13	59	0	3	1	3 6													
11 BALDASSARRI Lorenzo (ITA)	8	64	5	3 2	2	1													
12 GERLOFF Garrett (USA)	6	66	2	2 4															
13 LOCATELLI Andrea (ITA)	3	69	3			2 1													

19/04/2026 Odd points columns: Tissot Superpole Even points columns: Tissot Superpole Race

These data/results cannot be reproduced, stored and/or transmitted in whole or in part by any manner of electronic, mechanical, photocopying, recording, broadcasting or otherwise now known or herein after developed without the previous express consent by the copyright owner, except for reproduction in daily press and regular printed publications on sale to the public within 60 days of the event related to those data/results and always provided that copyright symbol appears together as follows below.

© DORNA WSBK ORGANIZATION Srl 2026

Pirelli Dutch Round, 17-19 April 2026

Best Sectors & Speed Tisot Superpole Race

RESULTS

Pos	No.	Name	Team	Laps
1	11	N. BULEGA	Ducati Panigale V4R	10
2	7	I. LECUONA	Ducati Panigale V4R	1.742
3	14	S. LOWES	Ducati Panigale V4R	2.632
4	19	A. BAUTISTA	Ducati Panigale V4R	6.219
5	22	A. LOWES	bimota KB998 Rimini	6.373
6	97	X. VIERGE	Yamaha YZF R1	9.318
7	9	D. PETRUCCI	BMW M 1000 RR	9.432
8	5	Y. MONTELLA	Ducati Panigale V4R	9.433
9	55	A. LOCATELLI	Yamaha YZF R1	11.347
10	87	R. GARDNER	Yamaha YZF R1	11.590
11	88	M. OLIVEIRA	BMW M 1000 RR	12.170
12	67	A. SURRA	Ducati Panigale V4R	14.379
13	34	L. BALDASSARRI	Ducati Panigale V4R	15.384
14	31	G. GERLOFF	Kawasaki ZX-10RR	15.429
15	46	T. BRIDEWELL	Ducati Panigale V4R	16.749
16	62	S. MANZI	Yamaha YZF R1	16.856
17	65	J. REA	Honda CBR1000RR-R SP	18.759
18	47	A. BASSANI	bimota KB998 Rimini	21.090
19	13	M. RATO	Yamaha YZF R1	25.517
20	54	B. SOFUOGLU	Yamaha YZF R1	25.532
21	85	T. SMITS	Yamaha YZF R1	27.932
RET	95	T. MACKENZIE	Ducati Panigale V4R	6 Laps

SPEED

Pos	No.	Name	Team	Speed
1	88	M. OLIVEIRA	BMW M 1000 RR	304,2
2	31	G. GERLOFF	Kawasaki ZX-10RR	300,8
3	5	Y. MONTELLA	Ducati Panigale V4R	300,8
4	67	A. SURRA	Ducati Panigale V4R	300,0
5	19	A. BAUTISTA	Ducati Panigale V4R	298,3
6	34	L. BALDASSARRI	Ducati Panigale V4R	298,3
7	7	I. LECUONA	Ducati Panigale V4R	297,5
8	95	T. MACKENZIE	Ducati Panigale V4R	297,5
9	97	X. VIERGE	Yamaha YZF R1	296,7
10	9	D. PETRUCCI	BMW M 1000 RR	296,7
11	47	A. BASSANI	bimota KB998 Rimini	296,7
12	46	T. BRIDEWELL	Ducati Panigale V4R	295,9
13	14	S. LOWES	Ducati Panigale V4R	295,1
14	22	A. LOWES	bimota KB998 Rimini	295,1
15	65	J. REA	Honda CBR1000RR-R SP	294,3
16	87	R. GARDNER	Yamaha YZF R1	294,3
17	55	A. LOCATELLI	Yamaha YZF R1	294,3
18	62	S. MANZI	Yamaha YZF R1	292,7
19	11	N. BULEGA	Ducati Panigale V4R	291,9
20	54	B. SOFUOGLU	Yamaha YZF R1	291,1
21	13	M. RATO	Yamaha YZF R1	290,3
22	85	T. SMITS	Yamaha YZF R1	286,5

SEG. 1

1	11	N. BULEGA	30.342
2	7	I. LECUONA	30.535
3	19	A. BAUTISTA	30.571
4	88	M. OLIVEIRA	30.633
5	22	A. LOWES	30.657
6	97	X. VIERGE	30.672
7	55	A. LOCATELLI	30.708
8	14	S. LOWES	30.719
9	31	G. GERLOFF	30.736
10	9	D. PETRUCCI	30.747
11	34	L. BALDASSARRI	30.761
12	46	T. BRIDEWELL	30.787
13	87	R. GARDNER	30.826
14	5	Y. MONTELLA	30.828
15	67	A. SURRA	30.851
16	62	S. MANZI	30.927
17	95	T. MACKENZIE	30.931
18	65	J. REA	30.955
19	47	A. BASSANI	30.975
20	54	B. SOFUOGLU	31.099
21	13	M. RATO	31.120
22	85	T. SMITS	31.194

SEG. 2

1	19	A. BAUTISTA	14.497
2	22	A. LOWES	14.508
3	95	T. MACKENZIE	14.510
4	11	N. BULEGA	14.520
5	14	S. LOWES	14.530
6	7	I. LECUONA	14.571
7	31	G. GERLOFF	14.632
8	87	R. GARDNER	14.639
9	9	D. PETRUCCI	14.640
10	97	X. VIERGE	14.643
11	5	Y. MONTELLA	14.659
12	55	A. LOCATELLI	14.660
13	46	T. BRIDEWELL	14.678
14	34	L. BALDASSARRI	14.681
15	47	A. BASSANI	14.695
16	62	S. MANZI	14.696
17	67	A. SURRA	14.714
18	88	M. OLIVEIRA	14.725
19	65	J. REA	14.767
20	54	B. SOFUOGLU	14.814
21	13	M. RATO	14.894
22	85	T. SMITS	14.928

SEG. 3

1	11	N. BULEGA	26.130
2	14	S. LOWES	26.280
3	7	I. LECUONA	26.286
4	22	A. LOWES	26.309
5	19	A. BAUTISTA	26.350
6	97	X. VIERGE	26.436
7	5	Y. MONTELLA	26.444
8	34	L. BALDASSARRI	26.448
9	87	R. GARDNER	26.465
10	9	D. PETRUCCI	26.474
11	88	M. OLIVEIRA	26.488
12	31	G. GERLOFF	26.501
13	55	A. LOCATELLI	26.529
14	65	J. REA	26.535
15	67	A. SURRA	26.545
16	46	T. BRIDEWELL	26.554
17	95	T. MACKENZIE	26.565
18	62	S. MANZI	26.662
19	47	A. BASSANI	26.671
20	54	B. SOFUOGLU	26.737
21	13	M. RATO	26.771
22	85	T. SMITS	26.881

SEG. 4

1	11	N. BULEGA	21.269
2	14	S. LOWES	21.366
3	22	A. LOWES	21.388
4	7	I. LECUONA	21.407
5	19	A. BAUTISTA	21.409
6	87	R. GARDNER	21.444
7	5	Y. MONTELLA	21.453
8	34	L. BALDASSARRI	21.472
9	55	A. LOCATELLI	21.504
10	62	S. MANZI	21.507
11	9	D. PETRUCCI	21.567
12	67	A. SURRA	21.581
13	97	X. VIERGE	21.582
14	31	G. GERLOFF	21.600
15	88	M. OLIVEIRA	21.604
16	46	T. BRIDEWELL	21.635
17	95	T. MACKENZIE	21.642
18	65	J. REA	21.673
19	47	A. BASSANI	21.683
20	54	B. SOFUOGLU	21.851
21	13	M. RATO	21.859
22	85	T. SMITS	21.937

19/04/2026

These data/results cannot be reproduced, stored and/or transmitted in whole or in part by any manner of electronic, mechanical, photocopying, recording, broadcasting or otherwise now known or herein after developed without the previous express consent by the copyright owner, except for reproduction in daily press and regular printed publications on sale to the public within 60 days of the event related to those data/results and always provided that copyright symbol appears together as follows below.

© DORNA WSBK ORGANIZATION Srl 2026

Pirelli Dutch Round, 17-19 April 2026
Lap Chart Tissot Superpole Race

		Lap									
	1	2	3	4	5	6	7	8	9	10	
1	11	11	11	11	11	11	11	11	11	11	11
2	7	7	7	7	7	7	7	7	7	7	7
3	14	14	14	14	14	14	14	14	14	14	14
4	97	22	22	22	22	22	22	22	19	19	19
5	22	19	19	19	19	19	19	19	22	22	22
6	19	97	97	97	97	97	97	9	9	97	97
7	55	55	55	55	55	9	9	97	97	9	9
8	9	9	9	9	9	55	34	5	5	5	5
9	87	87	87	87	34	34	55	55	55	55	55
10	5	34	34	34	87	5	5	87	87	87	87
11	34	5	5	5	5	87	87	34	88	88	88
12	46	46	46	88	88	88	88	88	34	67	67
13	31	31	88	46	46	46	31	67	67	34	34
14	88	88	31	95	31	31	67	31	31	31	31
15	67	95	95	31	67	67	46	46	46	46	46
16	95	67	67	67	47	47	62	65	62	62	62
17	47	47	47	47	62	62	65	62	65	65	65
18	65	65	62	62	65	65	47	47	47	47	47
19	62	62	65	65	54	54	13	13	13	13	13
20	13	13	54	54	13	13	54	54	54	54	54
21	54	54	13	13	85	85	85	85	85	85	85
22	85	85	85	85							

Final Result		
1	11 N. BULEGA	Laps 10
2	7 I. LECUONA	1.742
3	14 S. LOWES	2.632
4	19 A. BAUTISTA	6.219
5	22 A. LOWES	6.373
6	97 X. VIERGE	9.318
7	9 D. PETRUCCI	9.432
8	5 Y. MONTELLA	9.433
9	55 A. LOCATELLI	11.347
10	87 R. GARDNER	11.590
11	88 M. OLIVEIRA	12.170
12	67 A. SURRA	14.379
13	34 L. BALDASSARRI	15.384
14	31 G. GERLOFF	15.429
15	46 T. BRIDEWELL	16.749
16	62 S. MANZI	16.856
17	65 J. REA	18.759
18	47 A. BASSANI	21.090
19	13 M. RATO	25.517
20	54 B. SOFUOGLU	25.532
21	85 T. SMITS	27.932
RET	95 T. MACKENZIE	6 Laps

19/04/2026

These data/results cannot be reproduced, stored and/or transmitted in whole or in part by any manner of electronic, mechanical, photocopying, recording, broadcasting or otherwise now known or herein after developed without the previous express consent by the copyright owner, except for reproduction in daily press and regular printed publications on sale to the public within 60 days of the event related to those data/results and always provided that copyright symbol appears together as follows below.

© DORNA WSBK ORGANIZATION Srl 2026

Pirelli Dutch Round, 17-19 April 2026

Lap Chart Tissot Superpole Race

2 / 3

Lap 1		
1	11 N.Bulega	1'36.888
2	7 I.Lecuona	0.520
3	14 S.Lowes	0.849
4	97 X.Vierge	1.624
5	22 A.Lowes	1.697
6	19 A.Bautista	1.779
7	55 A.Locatelli	2.137
8	9 D.Petrucci	2.396
9	87 R.Gardner	2.664
10	5 Y.Montella	2.768
11	34 L.Baldassarri	2.925
12	46 T.Bridewell	3.068
13	31 G.Gerloff	3.240
14	88 M.Oliveira	3.561
15	67 A.Surra	3.605
16	95 T.Mackenzie	3.776
17	47 A.Bassani	3.991
18	65 J.Rea	4.302
19	62 S.Manzi	4.450
20	13 M.Rato	4.670
21	54 B.Sofuoglu	4.851
22	85 T.Smits	5.152

Lap 4		
1	11 N.Bulega	6'14.978
2	7 I.Lecuona	1.736
3	14 S.Lowes	2.289
4	22 A.Lowes	2.984
5	19 A.Bautista	3.625
6	97 X.Vierge	4.604
7	55 A.Locatelli	4.932
8	9 D.Petrucci	5.274
9	87 R.Gardner	5.527
10	34 L.Baldassarri	5.580
11	5 Y.Montella	5.902
12	88 M.Oliveira	7.333
13	46 T.Bridewell	7.391
14	95 T.Mackenzie	7.712
15	31 G.Gerloff	7.820
16	67 A.Surra	8.087
17	47 A.Bassani	8.981
18	62 S.Manzi	9.355
19	65 J.Rea	9.581
20	54 B.Sofuoglu	10.873
21	13 M.Rato	11.006
22	85 T.Smits	12.865

2	7 I.Lecuona	2.115
3	14 S.Lowes	2.555
4	22 A.Lowes	4.302
5	19 A.Bautista	4.405
6	97 X.Vierge	7.043
7	9 D.Petrucci	7.110
8	34 L.Baldassarri	7.373
9	55 A.Locatelli	7.587
10	5 Y.Montella	7.620
11	87 R.Gardner	8.703
12	88 M.Oliveira	9.471
13	31 G.Gerloff	10.598
14	67 A.Surra	10.722
15	46 T.Bridewell	13.637
16	62 S.Manzi	13.826
17	65 J.Rea	13.918
18	47 A.Bassani	16.687
19	13 M.Rato	17.642
20	54 B.Sofuoglu	17.691
21	85 T.Smits	20.607

6	97 X.Vierge	9.318
7	9 D.Petrucci	9.432
8	5 Y.Montella	9.433
9	55 A.Locatelli	11.347
10	87 R.Gardner	11.590
11	88 M.Oliveira	12.170
12	67 A.Surra	14.379
13	34 L.Baldassarri	15.384
14	31 G.Gerloff	15.429
15	46 T.Bridewell	16.749
16	62 S.Manzi	16.856
17	65 J.Rea	18.759
18	47 A.Bassani	21.090
19	13 M.Rato	25.517
20	54 B.Sofuoglu	25.532
21	85 T.Smits	27.932

Lap 2		
1	11 N.Bulega	3'09.245
2	7 I.Lecuona	1.171
3	14 S.Lowes	1.591
4	22 A.Lowes	2.208
5	19 A.Bautista	2.967
6	97 X.Vierge	3.322
7	55 A.Locatelli	3.613
8	9 D.Petrucci	3.798
9	87 R.Gardner	3.935
10	34 L.Baldassarri	4.273
11	5 Y.Montella	4.569
12	46 T.Bridewell	4.950
13	31 G.Gerloff	5.136
14	88 M.Oliveira	5.186
15	95 T.Mackenzie	5.543
16	67 A.Surra	5.813
17	47 A.Bassani	6.159
18	65 J.Rea	6.214
19	62 S.Manzi	6.376
20	13 M.Rato	6.992
21	54 B.Sofuoglu	7.070
22	85 T.Smits	8.160

Lap 5		
1	11 N.Bulega	7'48.145
2	7 I.Lecuona	1.717
3	14 S.Lowes	2.168
4	22 A.Lowes	3.246
5	19 A.Bautista	3.490
6	97 X.Vierge	5.047
7	55 A.Locatelli	5.614
8	9 D.Petrucci	5.751
9	34 L.Baldassarri	6.066
10	87 R.Gardner	6.452
11	5 Y.Montella	6.603
12	88 M.Oliveira	7.626
13	46 T.Bridewell	8.140
14	31 G.Gerloff	8.745
15	67 A.Surra	8.869
16	47 A.Bassani	10.002
17	62 S.Manzi	10.114
18	65 J.Rea	10.454
19	54 B.Sofuoglu	12.703
20	13 M.Rato	12.884
21	85 T.Smits	15.341

Lap 8		
1	11 N.Bulega	12'27.903
2	7 I.Lecuona	2.036
3	14 S.Lowes	2.639
4	22 A.Lowes	5.112
5	19 A.Bautista	5.180
6	9 D.Petrucci	8.057
7	97 X.Vierge	8.213
8	5 Y.Montella	8.645
9	55 A.Locatelli	8.913
10	87 R.Gardner	9.644
11	34 L.Baldassarri	9.806
12	88 M.Oliveira	10.106
13	67 A.Surra	11.943
14	31 G.Gerloff	12.239
15	46 T.Bridewell	14.726
16	65 J.Rea	15.231
17	62 S.Manzi	15.351
18	47 A.Bassani	17.692
19	13 M.Rato	20.380
20	54 B.Sofuoglu	20.448
21	85 T.Smits	23.465

2	7 I.Lecuona	2.115
3	14 S.Lowes	2.555
4	22 A.Lowes	4.302
5	19 A.Bautista	4.405
6	97 X.Vierge	7.043
7	9 D.Petrucci	7.110
8	34 L.Baldassarri	7.373
9	55 A.Locatelli	7.587
10	5 Y.Montella	7.620
11	87 R.Gardner	8.703
12	88 M.Oliveira	9.471
13	31 G.Gerloff	10.598
14	67 A.Surra	10.722
15	46 T.Bridewell	13.637
16	62 S.Manzi	13.826
17	65 J.Rea	13.918
18	47 A.Bassani	16.687
19	13 M.Rato	17.642
20	54 B.Sofuoglu	17.691
21	85 T.Smits	20.607

Lap 3		
1	11 N.Bulega	4'41.997
2	7 I.Lecuona	1.623
3	14 S.Lowes	2.137
4	22 A.Lowes	2.682
5	19 A.Bautista	3.185
6	97 X.Vierge	3.967
7	55 A.Locatelli	4.313
8	9 D.Petrucci	4.614
9	87 R.Gardner	4.872
10	34 L.Baldassarri	5.123
11	5 Y.Montella	5.392
12	46 T.Bridewell	6.184
13	88 M.Oliveira	6.332
14	31 G.Gerloff	6.458
15	95 T.Mackenzie	6.493
16	67 A.Surra	7.122
17	47 A.Bassani	7.815
18	62 S.Manzi	8.290
19	65 J.Rea	8.583
20	54 B.Sofuoglu	9.092
21	13 M.Rato	9.172
22	85 T.Smits	10.400

Lap 6		
1	11 N.Bulega	9'21.262
2	7 I.Lecuona	1.692
3	14 S.Lowes	2.307
4	22 A.Lowes	3.483
5	19 A.Bautista	3.880
6	97 X.Vierge	5.936
7	9 D.Petrucci	6.255
8	55 A.Locatelli	6.439
9	34 L.Baldassarri	6.724
10	5 Y.Montella	7.079
11	87 R.Gardner	7.445
12	88 M.Oliveira	8.414
13	46 T.Bridewell	8.828
14	31 G.Gerloff	9.352
15	67 A.Surra	9.757
16	47 A.Bassani	11.110
17	62 S.Manzi	11.184
18	65 J.Rea	11.456
19	54 B.Sofuoglu	14.761
20	13 M.Rato	14.858
21	85 T.Smits	17.806

Lap 9		
1	11 N.Bulega	14'01.649
2	7 I.Lecuona	2.094
3	14 S.Lowes	2.472
4	19 A.Bautista	5.847
5	22 A.Lowes	6.018
6	9 D.Petrucci	8.620
7	97 X.Vierge	8.770
8	5 Y.Montella	8.874
9	55 A.Locatelli	9.501
10	87 R.Gardner	10.348
11	88 M.Oliveira	11.777
12	34 L.Baldassarri	12.601
13	67 A.Surra	12.868
14	31 G.Gerloff	14.216
15	46 T.Bridewell	15.969
16	62 S.Manzi	16.297
17	65 J.Rea	17.518
18	47 A.Bassani	19.221
19	13 M.Rato	22.697
20	54 B.Sofuoglu	22.918
21	85 T.Smits	25.993

2	7 I.Lecuona	1.742
3	14 S.Lowes	2.632
4	19 A.Bautista	6.219
5	22 A.Lowes	6.373

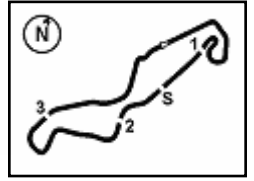
19/04/2026

These data/results cannot be reproduced, stored and/or transmitted in whole or in part by any manner of electronic, mechanical, photocopying, recording, broadcasting or otherwise now known or herein after developed without the previous express consent by the copyright owner, except for reproduction in daily press and regular printed publications on sale to the public within 60 days of the event related to those data/results and always provided that copyright symbol appears together as follows below.

© DORNA WSBK ORGANIZATION Srl 2026

FICR PERUGIA TIMING





Race Pace Comparison

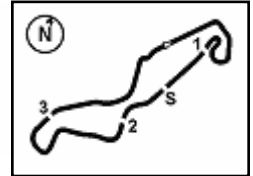
	11 Bul	7 Lec	14 SLo	19 Bau	22 ALo	97 Vie	9 Pet	5 Mon	55 Loc	87 Gar	88 Oli	67 Sur	34 Bal	31 Ger
1	1'36.888	1'37.408	1'37.737	1'38.667	1'38.585	1'38.512	1'39.284	1'39.656	1'39.025	1'39.552	1'40.449	1'40.493	1'39.813	1'40.128
2	1'32.357	1'33.008	1'33.099	1'33.545	1'32.868	1'34.055	1'33.759	1'34.158	1'33.833	1'33.628	1'33.982	1'34.565	1'33.705	1'34.253
3	1'32.752	1'33.204	1'33.298	1'32.970	1'33.226	1'33.397	1'33.568	1'33.575	1'33.452	1'33.689	1'33.898	1'34.061	1'33.602	1'34.074
4	1'32.981	1'33.094	1'33.133	1'33.421	1'33.283	1'33.618	1'33.641	1'33.491	1'33.600	1'33.636	1'33.982	1'33.946	1'33.438	1'34.343
5	1'33.167	1'33.148	1'33.046	1'33.032	1'33.429	1'33.610	1'33.644	1'33.868	1'33.849	1'34.092	1'33.460	1'33.949	1'33.653	1'34.092
6	1'33.117	1'33.092	1'33.256	1'33.507	1'33.354	1'34.006	1'33.621	1'33.593	1'33.942	1'34.110	1'33.905	1'34.005	1'33.775	1'33.724
7	1'33.074	1'33.497	1'33.322	1'33.599	1'33.893	1'34.181	1'33.929	1'33.615	1'34.222	1'34.332	1'34.131	1'34.039	1'33.723	1'34.320
8	1'33.567	1'33.488	1'33.651	1'34.342	1'34.377	1'34.737	1'34.514	1'34.592	1'34.893	1'34.508	1'34.202	1'34.788	1'36.000	1'35.208
9	1'33.746	1'33.804	1'33.579	1'34.413	1'34.652	1'34.303	1'34.309	1'33.975	1'34.334	1'34.450	1'35.417	1'34.671	1'36.541	1'35.723
10	1'33.717	1'33.365	1'33.877	1'34.089	1'34.072	1'34.265	1'34.529	1'34.276	1'35.563	1'34.959	1'34.110	1'35.228	1'36.500	1'34.930

	46 Bri	62 Man	65 Rea	47 Bas	13 Rat	54 Sof	85 Smi	95 Mac
1	1'39.956	1'41.338	1'41.190	1'40.879	1'41.558	1'41.739	1'42.040	1'40.664
2	1'34.239	1'34.283	1'34.269	1'34.525	1'34.679	1'34.576	1'35.365	1'34.124
3	1'33.986	1'34.666	1'35.121	1'34.408	1'34.932	1'34.774	1'34.992	1'33.702
4	1'34.188	1'34.046	1'33.979	1'34.147	1'34.815	1'34.762	1'35.446	1'34.200
5	1'33.916	1'33.926	1'34.040	1'34.188	1'35.045	1'34.997	1'35.643	
6	1'33.805	1'34.187	1'34.119	1'34.225	1'35.091	1'35.175	1'35.582	
7	1'37.883	1'35.716	1'35.536	1'38.651	1'35.858	1'36.004	1'35.875	
8	1'34.656	1'35.092	1'34.880	1'34.572	1'36.305	1'36.324	1'36.425	
9	1'34.989	1'34.692	1'36.033	1'35.275	1'36.063	1'36.216	1'36.274	
10	1'34.497	1'34.276	1'34.958	1'35.586	1'36.537	1'36.331	1'35.656	

19/04/2026

These data/results cannot be reproduced, stored and/or transmitted in whole or in part by any manner of electronic, mechanical, photocopying, recording, broadcasting or otherwise now known or herein after developed without the previous express consent by the copyright owner, except for reproduction in daily press and regular printed publications on sale to the public within 60 days of the event related to those data/results and always provided that copyright symbol appears together as follows below.

© DORNA WSBK ORGANIZATION Srl 2026



TT Circuit Assen 4.542 m

Pirelli Dutch Round, 17-19 April 2026

Chronological Analysis Tissot Superspole Race

Start at 11:10'03.000

1 / 3

1° 11 N. BULEGA [1'32.357]							
Lap	Seg1	Seg2	Seg3	Seg4	Lap Time	km/h	Local Time
1		14.589	26.130	21.269	1'36.888	290,3	11:11'39.888
2	30.342	14.520	26.154	21.341	1'32.357	291,9	11:13'12.245
3	30.544	14.545	26.293	21.370	1'32.752	289,5	11:14'44.997
4	30.592	14.555	26.415	21.419	1'32.981	289,5	11:16'17.978
5	30.632	14.649	26.462	21.424	1'33.167	291,1	11:17'51.145
6	30.570	14.673	26.354	21.520	1'33.117	291,1	11:19'24.262
7	30.657	14.583	26.361	21.473	1'33.074	291,1	11:20'57.336
8	30.679	14.676	26.532	21.680	1'33.567	291,1	11:22'30.903
9	30.821	14.762	26.488	21.675	1'33.746	290,3	11:24'04.649
10	30.721	14.700	26.601	21.695	1'33.717	291,9	11:25'38.366
Race Time 15'35.366							

10	30.950	14.747	26.697	21.678	1'34.072	291,1	11:25'44.739
Race Time 15'41.739							

2° 7 I. LECUONA [1'33.008]							
Lap	Seg1	Seg2	Seg3	Seg4	Lap Time	km/h	Local Time
1		14.576	26.286	21.407	1'37.408	296,7	11:11'40.408
2	30.549	14.634	26.301	21.524	1'33.008	297,5	11:13'13.416
3	30.600	14.640	26.382	21.582	1'33.204	296,7	11:14'46.620
4	30.570	14.580	26.466	21.478	1'33.094	295,1	11:16'19.714
5	30.581	14.600	26.455	21.512	1'33.148	296,7	11:17'52.862
6	30.535	14.571	26.404	21.582	1'33.092	295,1	11:19'25.954
7	30.593	14.687	26.456	21.761	1'33.497	295,9	11:20'59.451
8	30.625	14.661	26.436	21.766	1'33.488	296,7	11:22'32.939
9	30.791	14.782	26.514	21.717	1'33.804	294,3	11:24'06.743
10	30.670	14.673	26.422	21.600	1'33.365	293,5	11:25'40.108
Race Time 15'37.108							

6° 97 X. VIERGE [1'33.397]							
Lap	Seg1	Seg2	Seg3	Seg4	Lap Time	km/h	Local Time
1		14.743	26.507	21.742	1'38.512	291,9	11:11'41.512
2	31.023	14.643	26.734	21.655	1'34.055	292,7	11:13'15.567
3	30.672	14.687	26.456	21.582	1'33.397	291,9	11:14'48.964
4	30.732	14.736	26.436	21.714	1'33.618	290,3	11:16'22.582
5	30.731	14.717	26.526	21.636	1'33.610	291,9	11:17'56.192
6	30.807	14.781	26.639	21.779	1'34.006	290,3	11:19'30.198
7	30.899	14.780	26.618	21.884	1'34.181	289,5	11:21'04.379
8	31.283	14.905	26.805	21.744	1'34.737	296,7	11:22'39.116
9	30.930	14.820	26.665	21.888	1'34.303	292,7	11:24'13.419
10	30.842	14.775	26.675	21.973	1'34.265	295,9	11:25'47.684
Race Time 15'44.684							

3° 14 S. LOWES [1'33.046]							
Lap	Seg1	Seg2	Seg3	Seg4	Lap Time	km/h	Local Time
1		14.636	26.387	21.381	1'37.737	291,9	11:11'40.737
2	30.805	14.615	26.313	21.366	1'33.099	295,1	11:13'13.836
3	30.719	14.602	26.376	21.601	1'33.298	295,1	11:14'47.134
4	30.735	14.565	26.280	21.553	1'33.133	289,5	11:16'20.267
5	30.738	14.530	26.391	21.387	1'33.046	291,1	11:17'53.313
6	30.835	14.630	26.333	21.458	1'33.256	294,3	11:19'26.569
7	30.787	14.595	26.400	21.540	1'33.322	292,7	11:20'59.891
8	30.838	14.626	26.484	21.703	1'33.651	295,1	11:22'33.542
9	30.818	14.623	26.541	21.597	1'33.579	292,7	11:24'07.121
10	30.948	14.631	26.511	21.787	1'33.877	290,3	11:25'40.998
Race Time 15'37.998							

7° 9 D. PETRUCCI [1'33.568]							
Lap	Seg1	Seg2	Seg3	Seg4	Lap Time	km/h	Local Time
1		14.670	26.754	21.752	1'39.284	295,9	11:11'42.284
2	30.778	14.762	26.652	21.567	1'33.759	296,7	11:13'16.043
3	30.755	14.683	26.474	21.656	1'33.568	295,1	11:14'49.611
4	30.747	14.707	26.543	21.644	1'33.641	294,3	11:16'23.252
5	30.787	14.744	26.524	21.589	1'33.644	294,3	11:17'56.896
6	30.840	14.640	26.552	21.589	1'33.621	293,5	11:19'30.517
7	30.795	14.671	26.676	21.787	1'33.929	294,3	11:21'04.446
8	30.977	14.978	26.646	21.913	1'34.514	291,1	11:22'38.960
9	30.872	14.829	26.732	21.876	1'34.309	288,0	11:24'13.269
10	30.769	14.866	26.658	22.236	1'34.529	289,5	11:25'47.798
Race Time 15'44.798							

4° 19 A. BAUTISTA [1'32.970]							
Lap	Seg1	Seg2	Seg3	Seg4	Lap Time	km/h	Local Time
1		14.654	26.459	21.793	1'38.667	298,3	11:11'41.667
2	31.036	14.603	26.350	21.556	1'33.545	295,9	11:13'15.212
3	30.571	14.629	26.361	21.409	1'32.970	293,5	11:14'48.182
4	30.728	14.604	26.414	21.675	1'33.421	293,5	11:16'21.603
5	30.697	14.497	26.409	21.429	1'33.032	293,5	11:17'54.635
6	30.735	14.753	26.472	21.547	1'33.507	292,7	11:19'28.142
7	30.862	14.647	26.394	21.696	1'33.599	296,7	11:21'01.741
8	31.118	14.716	26.643	21.865	1'34.342	294,3	11:22'36.083
9	30.973	14.823	26.624	21.993	1'34.413	291,9	11:24'10.496
10	30.896	14.807	26.638	21.748	1'34.089	291,1	11:25'44.585
Race Time 15'41.585							

8° 5 Y. MONTELLA [1'33.491]							
Lap	Seg1	Seg2	Seg3	Seg4	Lap Time	km/h	Local Time
1		14.679	26.499	22.044	1'39.656	298,3	11:11'42.656
2	30.966	14.756	26.687	21.749	1'34.158	300,0	11:13'16.814
3	30.869	14.670	26.469	21.567	1'33.575	300,0	11:14'50.389
4	30.834	14.671	26.444	21.542	1'33.491	297,5	11:16'23.880
5	31.001	14.666	26.611	21.590	1'33.868	300,8	11:17'57.748
6	30.828	14.786	26.498	21.481	1'33.593	298,3	11:19'31.341
7	31.047	14.659	26.456	21.453	1'33.615	299,2	11:21'04.956
8	31.120	14.820	26.805	21.847	1'34.592	300,0	11:22'39.548
9	30.990	14.695	26.627	21.663	1'33.975	298,3	11:24'13.523
10	30.990	14.819	26.586	21.881	1'34.276	298,3	11:25'47.799
Race Time 15'44.799							

5° 22 A. LOWES [1'32.868]							
Lap	Seg1	Seg2	Seg3	Seg4	Lap Time	km/h	Local Time
1		14.697	26.563	21.503	1'38.585	293,5	11:11'41.585
2	30.663	14.508	26.309	21.388	1'32.868	288,8	11:13'14.453
3	30.657	14.632	26.501	21.436	1'33.226	295,1	11:14'47.679
4	30.749	14.590	26.479	21.465	1'33.283	285,0	11:16'20.962
5	30.759	14.632	26.493	21.545	1'33.429	287,2	11:17'54.391
6	30.763	14.624	26.484	21.483	1'33.354	286,5	11:19'27.745
7	30.859	14.738	26.566	21.730	1'33.893	288,8	11:21'01.638
8	31.013	14.762	26.721	21.881	1'34.377	292,7	11:22'36.015
9	31.266	14.790	26.774	21.822	1'34.652	291,9	11:24'10.667

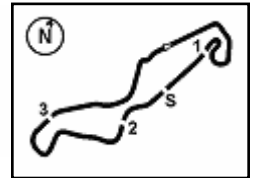
9° 55 A. LOCATELLI [1'33.452]							
Lap	Seg1	Seg2	Seg3	Seg4	Lap Time	km/h	Local Time
1		14.689	26.839	21.577	1'39.025	293,5	11:11'42.025
2	30.892	14.755	26.682	21.504	1'33.833	293,5	11:13'15.858
3	30.708	14.660	26.574	21.510	1'33.452	291,9	11:14'49.310
4	30.775	14.742	26.529	21.554	1'33.600	292,7	11:16'22.910
5	30.874	14.748	26.615	21.612	1'33.849	291,9	11:17'56.759
6	30.828	14.787	26.723	21.604	1'33.942	290,3	11:19'30.701
7	30.856	14.752	26.568	22.046	1'34.222	292,7	11:21'04.923
8	31.236	14.847	26.809	22.001	1'34.893	294,3	11:22'39.816
9	30.944	14.805	26.705	21.880	1'34.334	290,3	11:24'14.150
10	31.947	14.808	26.886	21.922	1'35.563	283,5	11:25'49.713
Race Time 15'46.713							

10° 87 R. GARDNER [1'33.628]							
Lap	Seg1	Seg2	Seg3	Seg4	Lap Time	km/h	Local Time
1		14.789	26.465	21.797	1'39.552	292,7	11:11'42.552
2	30.833	14.712	26.545	21.538	1'33.628	292,7	11:13'16.180
3	30.899	14.639	26.707	21.444	1'33.689	293,5	11:14'49.869
4	30.885	14.662	26.569	21.520	1'33.636	293,5	11:16'23.505
5	31.157	14.749	26.676	21.510	1'34.092	293,5	11:17'57.597
6	30.826	15.018	26.662	21.604	1'34.110	294,3	11:19'31.707
7	30.966	14.655	26.803	21.908	1'34.332	293,5	11:21'06.039

19/04/2026 P = Pits In/Out - C = Lap Time Cancelled

These data/results cannot be reproduced, stored and/or transmitted in whole or in part by any manner of electronic, mechanical, photocopying, recording, broadcasting or otherwise now known or herein after developed without the previous express consent by the copyright owner, except for reproduction in daily press and regular printed publications on sale to the public within 60 days of the event related to those data/results and always provided that copyright symbol appears together as follows below.

© DORNA WSBK ORGANIZATION Srl 2026



TT Circuit Assen 4.542 m

Pirelli Dutch Round, 17-19 April 2026

Chronological Analysis Tissot Superspole Race

Start at 11:10'03.000

2 / 3

8	30.976	14.810	26.900	21.822	1'34.508	293,5	11:22'40.547	6	30.787	14.692	26.595	21.731	1'33.805	294,3	11:19'33.090
9	30.987	14.687	26.934	21.842	1'34.450	291,1	11:24'14.997	7	34.054	14.754	26.986	22.089	1'37.883	292,7	11:21'10.973
10	31.005	14.757	26.925	22.272	1'34.959	286,5	11:25'49.956	8	31.132	14.894	26.744	21.886	1'34.656	291,1	11:22'45.629

Race Time 15'46.956

9	31.131	15.040	26.865	21.953	1'34.989	290,3	11:24'20.618	9	31.131	15.040	26.865	21.953	1'34.989	290,3	11:24'20.618
10	30.994	14.828	26.836	21.839	1'34.497	289,5	11:25'55.115	10	30.994	14.828	26.836	21.839	1'34.497	289,5	11:25'55.115

Race Time 15'52.115

11° 88 M. OLIVEIRA [1'33.460]

Lap	Seg.1	Seg.2	Seg.3	Seg.4	Lap Time	km/h	Local Time
1		14.824	26.674	22.034	1'40.449	300,0	11:11'43.449
2	30.894	14.742	26.508	21.838	1'33.982	304,2	11:13'17.431
3	30.817	14.744	26.586	21.751	1'33.898	302,5	11:14'51.329
4	30.853	14.777	26.720	21.632	1'33.982	300,8	11:16'25.311
5	30.643	14.725	26.488	21.604	1'33.460	298,3	11:17'58.771
6	30.633	14.800	26.581	21.891	1'33.905	300,0	11:19'32.676
7	30.725	14.755	26.781	21.870	1'34.131	298,3	11:21'06.807
8	30.824	14.822	26.734	21.822	1'34.202	299,2	11:22'41.009
9	31.136	15.189	27.055	22.037	1'35.417	298,3	11:24'16.426
10	30.771	14.946	26.727	21.666	1'34.110	296,7	11:25'50.536

Race Time 15'47.536

16° 62 S. MANZI [1'33.926]

Lap	Seg.1	Seg.2	Seg.3	Seg.4	Lap Time	km/h	Local Time
1		15.149	26.934	21.828	1'41.338		11:11'44.338
2	31.110	14.748	26.662	21.763	1'34.283	292,7	11:13'18.621
3	31.217	15.034	26.779	21.636	1'34.666	286,5	11:14'53.287
4	31.006	14.800	26.663	21.577	1'34.046	290,3	11:16'27.333
5	31.010	14.696	26.713	21.507	1'33.926	290,3	11:18'01.259
6	31.095	14.740	26.662	21.690	1'34.187	290,3	11:19'35.446
7	31.412	14.835	27.120	22.349	1'35.716	288,0	11:21'11.162
8	31.100	14.960	27.036	21.996	1'35.092	292,7	11:22'46.254
9	30.927	14.909	26.855	22.001	1'34.692	290,3	11:24'20.946
10	30.996	14.800	26.771	21.709	1'34.276	289,5	11:25'55.222

Race Time 15'52.222

12° 67 A. SURRA [1'33.946]

Lap	Seg.1	Seg.2	Seg.3	Seg.4	Lap Time	km/h	Local Time
1		14.908	26.754	21.874	1'40.493	293,5	11:11'43.493
2	31.243	14.723	26.840	21.759	1'34.565	300,0	11:13'18.058
3	30.910	14.863	26.613	21.675	1'34.061	297,5	11:14'52.119
4	30.851	14.714	26.659	21.722	1'33.946	296,7	11:16'26.065
5	31.013	14.810	26.545	21.581	1'33.949	295,1	11:18'00.014
6	31.030	14.765	26.565	21.645	1'34.005	295,1	11:19'34.019
7	30.871	14.803	26.671	21.694	1'34.039	295,1	11:21'08.058
8	31.225	14.891	26.816	21.856	1'34.788	294,3	11:22'42.846
9	30.986	15.028	26.837	21.820	1'34.671	293,5	11:24'17.517
10	31.422	15.025	26.924	21.857	1'35.228	291,1	11:25'52.745

Race Time 15'49.745

17° 65 J. REA [1'33.979]

Lap	Seg.1	Seg.2	Seg.3	Seg.4	Lap Time	km/h	Local Time
1		15.155	27.051	21.765	1'41.190		11:11'44.190
2	30.979	14.851	26.671	21.768	1'34.269	294,3	11:13'18.459
3	31.416	14.971	27.015	21.719	1'35.121	287,2	11:14'53.580
4	30.955	14.767	26.584	21.673	1'33.979	286,5	11:16'27.559
5	31.022	14.785	26.535	21.698	1'34.040	290,3	11:18'01.599
6	30.956	14.795	26.582	21.786	1'34.119	291,1	11:19'35.718
7	31.299	15.078	26.911	22.248	1'35.536	288,8	11:21'11.254
8	31.176	14.914	26.782	22.008	1'34.880	291,9	11:22'46.134
9	31.863	15.081	26.932	22.157	1'36.033	288,8	11:24'22.167
10	31.126	14.994	26.852	21.986	1'34.958	284,2	11:25'57.125

Race Time 15'54.125

13° 34 L. BALDASSARRI [1'33.438]

Lap	Seg.1	Seg.2	Seg.3	Seg.4	Lap Time	km/h	Local Time
1		14.867	26.596	21.716	1'39.813	290,3	11:11'42.813
2	30.981	14.701	26.502	21.521	1'33.705	298,3	11:13'16.518
3	30.813	14.744	26.565	21.480	1'33.602	296,7	11:14'50.120
4	30.761	14.681	26.518	21.478	1'33.438	291,9	11:16'23.558
5	30.912	14.740	26.529	21.472	1'33.653	296,7	11:17'57.211
6	30.816	14.684	26.532	21.743	1'33.775	295,9	11:19'30.986
7	30.920	14.714	26.448	21.641	1'33.723	298,3	11:21'04.709
8	31.054	14.892	26.965	23.089	1'36.000	296,7	11:22'40.709
9	31.302	15.232	27.593	22.414	1'36.541	294,3	11:24'17.250
10	31.470	15.386	27.290	22.354	1'36.500	287,2	11:25'53.750

Race Time 15'50.750

18° 47 A. BASSANI [1'34.147]

Lap	Seg.1	Seg.2	Seg.3	Seg.4	Lap Time	km/h	Local Time
1		15.003	27.134	21.683	1'40.879		11:11'43.879
2	31.110	14.695	26.741	21.979	1'34.525C	296,7	11:13'18.404
3	31.109	14.743	26.716	21.840	1'34.408	291,9	11:14'52.812
4	30.975	14.716	26.753	21.703	1'34.147	288,8	11:16'26.959
5	30.987	14.755	26.717	21.729	1'34.188	288,8	11:18'01.147
6	31.001	14.717	26.671	21.836	1'34.225	288,8	11:19'35.372
7	34.148	15.249	27.309	21.945	1'38.651	287,2	11:21'14.023
8	31.068	14.835	26.869	21.800	1'34.572	285,7	11:22'48.595
9	31.085	15.077	27.135	21.978	1'35.275	286,5	11:24'23.870
10	31.324	14.999	27.015	22.248	1'35.586	283,5	11:25'59.456

Race Time 15'56.456

14° 31 G. GERLOFF [1'33.724]

Lap	Seg.1	Seg.2	Seg.3	Seg.4	Lap Time	km/h	Local Time
1		14.793	26.641	21.855	1'40.128	293,5	11:11'43.128
2	31.080	14.722	26.572	21.879	1'34.253	294,3	11:13'17.381
3	31.118	14.669	26.501	21.786	1'34.074	299,2	11:14'51.455
4	31.188	14.632	26.694	21.829	1'34.343	300,8	11:16'25.798
5	31.034	14.742	26.691	21.625	1'34.092	292,7	11:17'59.890
6	30.736	14.676	26.712	21.600	1'33.724	291,1	11:19'33.614
7	30.812	14.877	26.831	21.800	1'34.320	292,7	11:21'07.934
8	31.059	15.000	27.110	22.039	1'35.208	287,2	11:22'43.142
9	31.204	15.132	27.193	22.194	1'35.723	289,5	11:24'18.865
10	31.179	15.019	26.973	21.759	1'34.930	288,8	11:25'53.795

Race Time 15'50.795

19° 13 M. RATO [1'34.679]

Lap	Seg.1	Seg.2	Seg.3	Seg.4	Lap Time	km/h	Local Time
1		15.220	26.919	21.923	1'41.558		11:11'44.558
2	31.120	14.894	26.771	21.894	1'34.679	289,5	11:13'19.237
3	31.290	14.964	26.819	21.859	1'34.932	289,5	11:14'54.169
4	31.256	14.914	26.783	21.862	1'34.815	289,5	11:16'28.984
5	31.239	14.931	26.954	21.921	1'35.045	289,5	11:18'04.029
6	31.230	14.966	26.901	21.994	1'35.091	285,7	11:19'39.120
7	31.568	15.070	26.993	22.227	1'35.858C	290,3	11:21'14.978
8	31.497	15.398	27.170	22.240	1'36.305	286,5	11:22'51.283
9	31.253	15.224	27.304	22.282	1'36.063	282,0	11:24'27.346
10	31.638	15.262	27.057	22.580	1'36.537	282,7	11:26'03.883

Race Time 16'00.883

15° 46 T. BRIDEWELL [1'33.805]

Lap	Seg.1	Seg.2	Seg.3	Seg.4	Lap Time	km/h	Local Time
1		14.821	26.572	21.971	1'39.956	293,5	11:11'42.956
2	31.137	14.737	26.554	21.811	1'34.239	295,1	11:13'17.195
3	30.919	14.678	26.658	21.731	1'33.986	295,9	11:14'51.181
4	30.839	14.830	26.676	21.843	1'34.188C	294,3	11:16'25.369
5	30.977	14.738	26.566	21.635	1'33.916	294,3	11:17'59.285

20° 54 B. SOFUOGLU [1'34.576]

Lap	Seg.1	Seg.2	Seg.3	Seg.4	Lap Time	km/h	Local Time
1		15.173	26.910	22.008	1'41.739		11:11'44.739
2	31.174	14.814	26.737	21.851	1'34.576	291,1	11:13'19.315
3	31.099	14.931	26.821	21.923	1'34.774	288,8	11:14'54.089

19/04/2026 P = Pits In/Out - C = Lap Time Cancelled

These data/results cannot be reproduced, stored and/or transmitted in whole or in part by any manner of electronic, mechanical, photocopying, recording, broadcasting or otherwise now known or herein after developed without the previous express consent by the copyright owner, except for reproduction in daily press and regular printed publications on sale to the public

Pirelli Dutch Round, 17-19 April 2026

Chronological Analysis Tissot Superpole Race

Start at 11:10'03.000

3 / 3

4	31.207	14.915	26.789	21.851	1'34.762	289,5	11:16'28.851
5	31.241	14.903	26.968	21.885	1'34.997	287,2	11:18'03.848
6	31.301	14.903	26.970	22.001	1'35.175C	286,5	11:19'39.023
7	31.504	15.094	26.977	22.429	1'36.004	288,8	11:21'15.027
8	31.344	15.395	27.180	22.405	1'36.324	283,5	11:22'51.351
9	31.355	15.276	27.346	22.239	1'36.216	285,7	11:24'27.567
10	31.282	15.276	27.047	22.726	1'36.331	282,7	11:26'03.898

Race Time 16'00.898

21° 85 T. SMITS (1'34.992)							
Lap	Seg.1	Seg.2	Seg.3	Seg.4	Lap Time	km/h	Local Time
1		15.298	26.946	22.047	1'42.040		11:11'45.040
2	31.376	15.006	26.950	22.033	1'35.365	286,5	11:13'20.405
3	31.194	14.928	26.881	21.989	1'34.992	283,5	11:14'55.397
4	31.344	15.164	27.001	21.937	1'35.446	284,2	11:16'30.843
5	31.422	15.090	27.109	22.022	1'35.643	282,0	11:18'06.486
6	31.400	15.033	27.162	21.987	1'35.582	281,3	11:19'42.068
7	31.563	15.114	27.033	22.165	1'35.875	282,0	11:21'17.943
8	31.616	15.353	27.232	22.224	1'36.425	279,8	11:22'54.368
9	31.625	15.285	27.324	22.040	1'36.274	277,6	11:24'30.642
10	31.440	15.228	26.984	22.004	1'35.656	278,4	11:26'06.298

Race Time 16'03.298

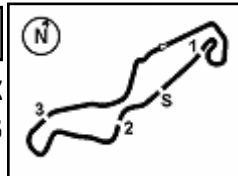
RET 95 T. MACKENZIE (1'33.702)							
Lap	Seg.1	Seg.2	Seg.3	Seg.4	Lap Time	km/h	Local Time
1		14.969	26.755	21.642	1'40.664		11:11'43.664
2	31.149	14.662	26.565	21.748	1'34.124	291,9	11:13'17.788
3	30.931	14.510	26.605	21.656	1'33.702	296,7	11:14'51.490
4	30.956	14.579	26.831	21.834	1'34.200	297,5	11:16'25.690

Race Time 6'22.690

19/04/2026 P = Pits In/Out - C = Lap Time Cancelled

These data/results cannot be reproduced, stored and/or transmitted in whole or in part by any manner of electronic, mechanical, photocopying, recording, broadcasting or otherwise now known or herein after developed without the previous express consent by the copyright owner, except for reproduction in daily press and regular printed publications on sale to the public within 60 days of the event related to those data/results and always provided that copyright symbol appears together as follows below.

© DORNA WSBK ORGANIZATION Srl 2026



Pirelli Dutch Round, 17-19 April 2026

Best Laps & Speeds

TT Circuit Assen 4.542 m

No.	Rider Bike	Nat	Best Lap		FP1		FP2		FP3		SP		RC1		WUP		SPRC	
			LL	SPD	LL	SPD	LL	SPD	LL	SPD	LL	SPD	LL	SPD	LL	SPD	LL	SPD
1	11 N. BULEGA Ducati Panigale V4R	ITA	1'32.144 90 295,9		1'33.952 20 292,7	1'33.687 19 295,9	1'33.322 9 291,9		1'32.144 6 290,3	1'33.341 21 293,5	1'33.620 5 292,7	1'32.357 10 291,9						
2	14 S. LOWES Ducati Panigale V4R	GBR	1'32.473 94 295,1		1'34.428 18 288,8	1'34.143 21 291,9	1'33.489 12 291,1		1'32.473 7 287,2	1'33.725 21 291,1	1'33.647 5 292,7	1'33.046 10 295,1						
3	7 I. LECUONA Ducati Panigale V4R	ESP	1'32.567 91 298,3		1'34.208 19 295,1	1'34.017 20 298,3	1'32.823 10 296,7		1'32.567 6 294,3	1'33.591 21 295,1	1'34.262 5 295,9	1'33.008 10 297,5						
4	22 A. LOWES bimota KB998 Rimini	GBR	1'32.868 92 295,1		1'34.817 18 287,2	1'34.189 22 291,1	1'33.082 10 291,9		1'32.960 6 288,8	1'34.185 21 289,5	1'33.819 5 290,3	1'32.868 10 295,1						
5	9 D. PETRUCCI BMW M 1000 RR	ITA	1'32.921 88 296,7		1'34.737 14 294,3	1'34.092 20 296,7	1'33.567 11 291,1		1'32.921 6 291,1	1'34.368 21 291,9	1'34.470 6 289,5	1'33.568 10 296,7						
6	97 X. VIERGE Yamaha YZF R1	ESP	1'32.946 89 296,7		1'34.713 18 290,3	1'34.097 19 292,7	1'33.516 10 291,9		1'32.946 6 288,8	1'34.482 21 295,1	1'34.166 5 293,5	1'33.397 10 296,7						
7	19 A. BAUTISTA Ducati Panigale V4R	ESP	1'32.970 93 299,2		1'34.738 19 290,3	1'34.250 20 299,2	1'33.177 11 296,7		1'33.013 7 290,3	1'34.173 21 292,7	1'34.078 5 290,3	1'32.970 10 298,3						
8	55 A. LOCATELLI Yamaha YZF R1	ITA	1'33.079 88 294,3		1'35.149 20 288,0	1'34.676 16 292,7	1'33.928 10 291,1		1'33.079 6 288,8	1'34.517 21 289,5	1'34.556 5 287,2	1'33.452 10 294,3						
9	34 L. BALDASSARRI Ducati Panigale V4R	ITA	1'33.108 93 298,3		1'34.527 22 291,9	1'33.963 21 297,5	1'34.219 7 288,0		1'33.108 7 288,0	1'34.448 21 295,9	1'34.309 5 289,5	1'33.438 10 298,3						
10	87 R. GARDNER Yamaha YZF R1	AUS	1'33.229 86 294,3		1'35.485 18 289,5	1'34.989 16 288,8	1'33.405 10 288,8		1'33.229 6 287,2	1'34.798 21 293,5	1'34.290 5 288,0	1'33.628 10 294,3						
11	46 T. BRIDEWELL Ducati Panigale V4R	GBR	1'33.231 83 296,7		1'35.464 18 292,7	1'34.721 15 295,1	1'34.093 8 292,7		1'33.231 6 291,9	1'34.414 21 296,7	1'34.500 5 292,7	1'33.805 10 295,9						
12	5 Y. MONTELLA Ducati Panigale V4R	ITA	1'33.258 92 300,8		1'34.820 19 293,5	1'34.430 21 293,5	1'33.568 11 292,7		1'33.258 4 291,1	1'34.498 21 299,2	1'33.554 6 295,9	1'33.491 10 300,8						
13	88 M. OLIVEIRA BMW M 1000 RR	POR	1'33.260 81 304,2		1'35.147 12 296,7	1'34.551 17 300,8	1'33.260 9 296,7		1'33.304 6 291,1	1'34.274 21 300,8	1'34.139 6 297,5	1'33.460 10 304,2						
14	95 T. MACKENZIE Ducati Panigale V4R	GBR	1'33.352 87 297,5		1'34.887 18 293,5	1'34.733 20 291,1	1'33.858 11 292,7		1'33.352 7 291,1	1'34.277 21 294,3	1'34.616 6 289,5	1'33.702 4 297,5						
15	67 A. SURRA Ducati Panigale V4R	ITA	1'33.452 89 300,0		1'35.748 18 292,7	1'34.472 19 293,5	1'34.088 10 291,1		1'33.452 6 292,7	1'34.621 21 295,9	1'34.144 5 296,7	1'33.946 10 300,0						
16	31 G. GERLOFF Kawasaki ZX-10RR	USA	1'33.575 90 300,8		1'35.301 18 291,1	1'35.098 19 292,7	1'33.810 10 289,5		1'33.575 6 292,7	1'34.689 21 295,9	1'34.914 6 292,7	1'33.724 10 300,8						
17	47 A. BASSANI bimota KB998 Rimini	ITA	1'33.756 92 296,7		1'35.016 17 285,7	1'34.620 24 288,0	1'33.985 9 287,2		1'33.756 6 288,8	1'34.578 21 292,7	1'33.977 5 294,3	1'34.147 10 296,7						
18	65 J. REA Honda CBR1000RR-R SP	GBR	1'33.856 87 294,3		1'35.592 17 285,7	1'35.124 17 288,0	1'34.106 10 290,3		1'33.856 6 287,2	1'35.162 21 290,3	1'34.768 6 291,9	1'33.979 10 294,3						
19	62 S. MANZI Yamaha YZF R1	ITA	1'33.926 94 292,7		1'36.129 20 288,0	1'35.251 20 288,0	1'34.271 10 288,8		1'34.213 7 285,7	1'34.973 21 292,7	1'34.622 6 290,3	1'33.926 10 292,7						
20	54 B. SOFUOGLU Yamaha YZF R1	TUR	1'34.013 88 291,1		1'35.455 22 288,8	1'35.481 18 285,7	1'34.506 10 289,5		1'34.013 1 285,7	1'35.133 21 288,0	1'34.812 6 287,2	1'34.576 10 291,1						
21	85 T. SMITS Yamaha YZF R1	NED	1'34.226 87 286,5		1'35.471 20 279,8	1'35.121 18 282,7	1'34.226 7 279,1		1'34.969 6 282,0	1'35.980 21 286,5	1'36.758 5 282,0	1'34.992 10 286,5						
22	13 M. RATO Yamaha YZF R1	ITA	1'34.360 89 290,3		1'36.519 18 282,0	1'36.149 19 286,5	1'34.964 10 287,2		1'34.360 6 286,5	1'35.857 21 285,0	1'35.507 5 286,5	1'34.679 10 290,3						
23	35 S. CHANTRA Honda CBR1000RR-R SP	THA	1'35.253 42 290,3		1'36.276 19 289,5	1'35.253 20 290,3	1'38.123 3 288,0											

19/04/2026

These data/results cannot be reproduced, stored and/or transmitted in whole or in part by any manner of electronic, mechanical, photocopying, recording, broadcasting or otherwise now known or herein after developed without the previous express consent by the copyright owner, except for reproduction in daily press and regular printed publications on sale to the public within 60 days of the event related to those data/results and always provided that copyright symbol appears together as follows below.

© DORNA WSBK ORGANIZATION Srl 2026

FICR PERUGIA TIMING



Pirelli Dutch Round, 17-19 April 2026

Fastest Laps Tissot Superpole Race

No.	Rider	Nat	Team	Bike	Class	Lap	Time	Gap
1	11 N. BULEGA	ITA	Aruba.it Racing - Ducati	Ducati Panigale V4R		2	1'32.357	
2	22 A. LOWES	GBR	bimota by Kawasaki Racing Team	bimota KB998 Rimini		2	1'32.868	0.511
3	19 A. BAUTISTA	ESP	Barni Spark Racing Team	Ducati Panigale V4R	IND	3	1'32.970	0.613
4	7 I. LECUONA	ESP	Aruba.it Racing - Ducati	Ducati Panigale V4R		2	1'33.008	0.651
5	14 S. LOWES	GBR	ELF Marc VDS Racing Team	Ducati Panigale V4R	IND	5	1'33.046	0.689
6	97 X. VIERGE	ESP	Pata Maxus Yamaha	Yamaha YZF R1		3	1'33.397	1.040
7	34 L. BALDASSARRI	ITA	Team Goeven	Ducati Panigale V4R	IND	4	1'33.438	1.081
8	55 A. LOCATELLI	ITA	Pata Maxus Yamaha	Yamaha YZF R1		3	1'33.452	1.095
9	88 M. OLIVEIRA	POR	ROKiT BMW Motorrad WorldSBK Team	BMW M1000 RR		5	1'33.460	1.103
10	5 Y. MONTELLA	ITA	Barni Spark Racing Team	Ducati Panigale V4R	IND	4	1'33.491	1.134
11	9 D. PETRUCCI	ITA	ROKiT BMW Motorrad WorldSBK Team	BMW M1000 RR		3	1'33.568	1.211
12	87 R. GARDNER	AUS	GYTR GRT Yamaha WorldSBK Team	Yamaha YZF R1		2	1'33.628	1.271
13	95 T. MACKENZIE	GBR	MGM Optical Express Racing	Ducati Panigale V4R	IND	3	1'33.702	1.345
14	31 G. GERLOFF	USA	Kawasaki WorldSBK Team	Kawasaki ZX-10RR		6	1'33.724	1.367
15	46 T. BRIDEWELL	GBR	Superbike Advocates	Ducati Panigale V4R	IND	6	1'33.805	1.448
16	62 S. MANZI	ITA	GYTR GRT Yamaha WorldSBK Team	Yamaha YZF R1		5	1'33.926	1.569
17	67 A. SURRA	ITA	Motocorsa Racing	Ducati Panigale V4R	IND	4	1'33.946	1.589
18	65 J. REA	GBR	Honda HRC	Honda CBR1000RR-R SP		4	1'33.979	1.622
19	47 A. BASSANI	ITA	bimota by Kawasaki Racing Team	bimota KB998 Rimini		4	1'34.147	1.790
20	54 B. SOFUOGLU	TUR	Motoxracing WorldSBK Team	Yamaha YZF R1	IND	2	1'34.576	2.219
21	13 M. RATO	ITA	Motoxracing WorldSBK Team	Yamaha YZF R1	IND	2	1'34.679	2.322
22	85 T. SMITS	NED	Team Apreco	Yamaha YZF R1	IND	3	1'34.992	2.635

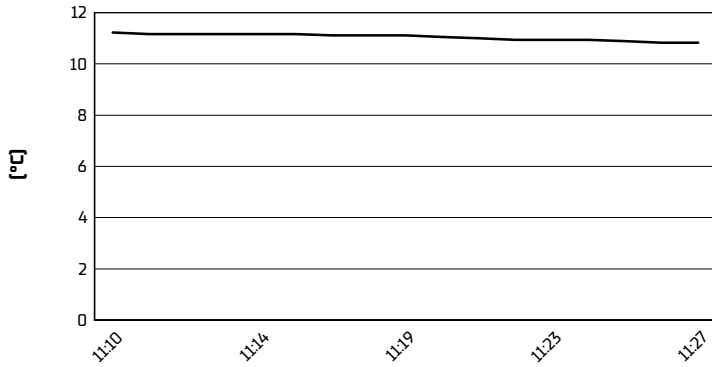
19/04/2026

These data/results cannot be reproduced, stored and/or transmitted in whole or in part by any manner of electronic, mechanical, photocopying, recording, broadcasting or otherwise now known or herein after developed without the previous express consent by the copyright owner, except for reproduction in daily press and regular printed publications on sale to the public within 60 days of the event related to those data/results and always provided that copyright symbol appears together as follows below.

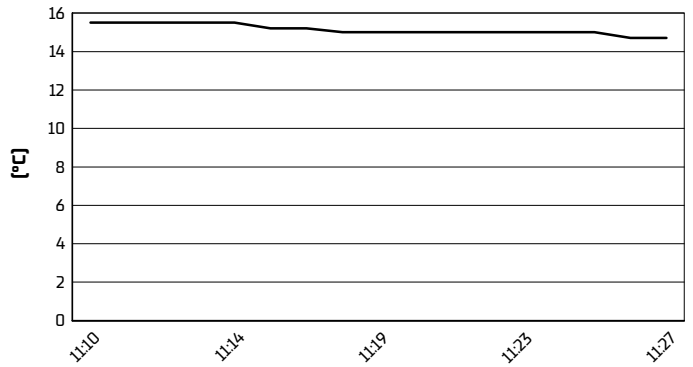
© DORNA WSBK ORGANIZATION Srl 2026

Pirelli Dutch Round, 17-19 April 2026
Weather Report Tissot Superpole Race
Session started 11:10 - Session ended 11:28


Air Temperature



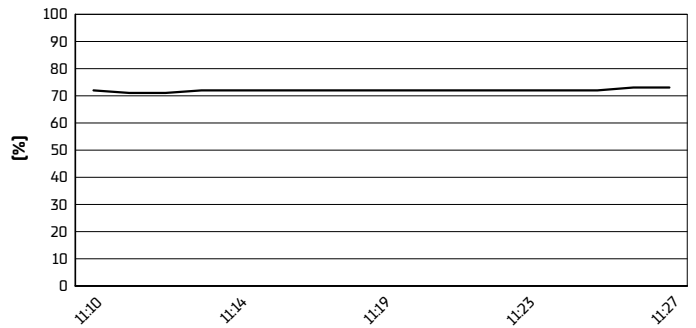
Track Temperature



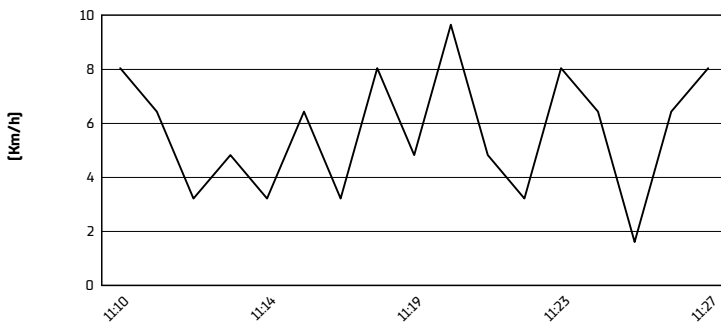
Air Pressure



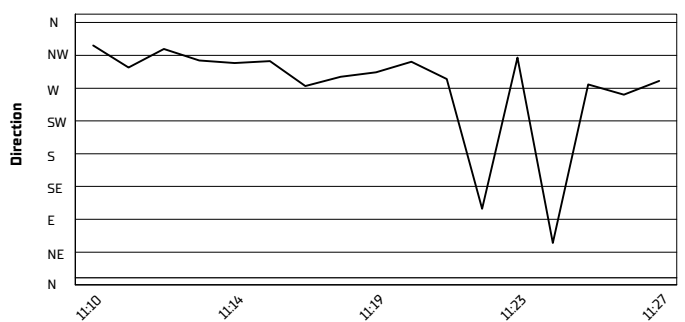
Humidity



Wind Speed



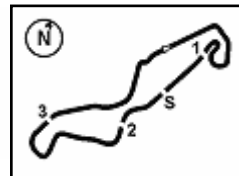
Wind Direction



19/04/2026

These data/results cannot be reproduced, stored and/or transmitted in whole or in part by any manner of electronic, mechanical, photocopying, recording, broadcasting or otherwise now known or herein after developed without the previous express consent by the copyright owner, except for reproduction in daily press and regular printed publications on sale to the public within 60 days of the event related to those data/results and always provided that copyright symbol appears together as follows below.

© DORNA WSBK ORGANIZATION Srl 2026



TT Circuit Assen 4.542 m

Pirelli Dutch Round, 17-19 April 2026
Starting Grid - Race 2 [21 Laps x 4,542 km = 95,382 km]

1	11 BULEGA N. Ducati	2	7 LECUONA I. Ducati	3	14 LOWES S. Ducati
2	19 BAUTISTA A. Ducati	5	22 LOWES A. bimota	6	97 VIERGE X. Yamaha
3	9 PETRUCCI D. BMW	8	5 MONTELLA Y. Ducati	9	55 LOCATELLI A. Yamaha
4	34 BALDASSARRI L. Ducati	11	87 GARDNER R. Yamaha	12	46 BRIDEWELL T. Ducati
5	88 OLIVEIRA M. BMW	14	95 MACKENZIE T. Ducati	15	67 SURRA A. Ducati
6	31 GERLOFF G. Kawasaki	17	47 BASSANI A. bimota	18	65 REA J. Honda
7	54 SOFUOGLU B. Yamaha	20	62 MANZI S. Yamaha	21	13 RATO M. Yamaha
8	85 SMITS T. Yamaha				

19/04/2026 The Race Director: **Stefano Carloia**

These data/results cannot be reproduced, stored and/or transmitted in whole or in part by any manner of electronic, mechanical, photocopying, recording, broadcasting or otherwise now known or herein after developed without the previous express consent by the copyright owner, except for reproduction in daily press and regular printed publications on sale to the public within 60 days of the event related to those data/results and always provided that copyright symbol appears together as follows below. © DORNA WSBK ORGANIZATION Srl 2026