

TT Circuit Assen 4.542 m

## Pirelli Dutch Round, 17-19 April 2026

### Chronological Analysis Race 2

Start at 15:30'07.040

1 / 5

1° 11 N. BULEGA [1'33.162]							
Lap	Seg1	Seg2	Seg3	Seg4	Lap Time	km/h	Local Time
1		14.680	26.659	21.751	1'39.229	<b>298,3</b>	15:31'46.269
2	30.934	15.132	26.616	21.555	1'34.237	<b>298,3</b>	15:33'20.506
3	31.021	<b>14.575</b>	26.495	21.748	1'33.839	295,1	15:34'54.345
4	<b>30.677</b>	14.616	<b>26.359</b>	21.510	<b>1'33.162</b>	291,9	15:36'27.507
5	30.780	14.589	26.539	21.502	1'33.410	292,7	15:38'00.917
6	30.824	14.581	26.562	<b>21.445</b>	1'33.412	293,5	15:39'34.329
7	30.737	14.602	26.572	21.495	1'33.406	294,3	15:41'07.735
8	30.763	14.646	26.540	21.519	1'33.468	292,7	15:42'41.203
9	30.843	14.659	26.645	21.626	1'33.773	291,1	15:44'14.976
10	30.793	14.693	26.538	21.573	1'33.597	290,3	15:45'48.573
11	30.977	14.605	26.586	21.613	1'33.781	291,1	15:47'22.354
12	30.952	14.663	26.598	21.557	1'33.770	291,9	15:48'56.124
13	30.931	14.694	26.717	21.577	1'33.919	291,9	15:50'30.043
14	30.972	14.720	26.825	21.853	1'34.370	290,3	15:52'04.413
15	31.057	14.673	26.533	21.633	1'33.896	291,1	15:53'38.309
16	31.042	14.743	26.799	21.753	1'34.337	290,3	15:55'12.646
17	30.995	14.634	26.717	21.611	1'33.957	294,3	15:56'46.603
18	31.054	14.657	26.757	21.688	1'34.156	292,7	15:58'20.759
19	31.195	14.736	26.879	21.944	1'34.754	293,5	15:59'55.513
20	31.178	14.773	26.883	21.842	1'34.676	293,5	16:01'30.189
21	31.314	14.736	26.996	22.152	1'35.198	292,7	16:03'05.387

Race Time 32'58.347

2° 7 I. LECUONA [1'33.394]							
Lap	Seg1	Seg2	Seg3	Seg4	Lap Time	km/h	Local Time
1		14.767	26.679	21.785	1'39.110	291,9	15:31'46.150
2	30.827	15.248	26.555	21.644	1'34.274	293,5	15:33'20.424
3	30.864	14.611	26.588	21.922	1'33.985	295,1	15:34'54.409
4	30.865	14.701	<b>26.461</b>	21.566	1'33.593	295,9	15:36'28.002
5	30.789	<b>14.548</b>	<b>26.552</b>	<b>21.505</b>	<b>1'33.394</b>	<b>298,3</b>	15:38'01.396
6	30.873	14.661	26.559	21.584	1'33.677	297,5	15:39'35.073
7	30.734	14.634	26.613	21.843	1'33.824	297,5	15:41'08.897
8	<b>30.724</b>	14.636	26.616	21.644	1'33.620	295,1	15:42'42.517
9	30.853	14.674	26.653	21.754	1'33.934	295,1	15:44'16.451
10	30.840	14.594	26.603	22.195	1'34.232	295,9	15:45'50.683
11	30.833	14.652	26.599	21.716	1'33.800	295,1	15:47'24.483
12	30.866	14.673	26.694	21.726	1'33.959	296,7	15:48'58.442
13	30.834	14.668	26.723	21.612	1'33.837	294,3	15:50'32.279
14	30.854	14.734	26.648	21.741	1'33.977	295,9	15:52'06.256
15	30.955	14.675	26.761	21.693	1'34.084	294,3	15:53'40.340
16	30.933	14.679	26.723	21.693	1'34.028	296,7	15:55'14.368
17	31.025	14.664	26.852	21.805	1'34.346	295,9	15:56'48.714
18	31.101	14.705	26.902	21.828	1'34.536	297,5	15:58'23.250
19	31.105	14.825	26.980	21.873	1'34.783	297,5	15:59'58.033
20	31.129	14.712	27.055	21.950	1'34.846	295,1	16:01'32.879
21	31.224	14.745	27.115	22.148	1'35.232	<b>298,3</b>	16:03'08.111

Race Time 33'01.071

3° 14 S. LOWES [1'33.499]							
Lap	Seg1	Seg2	Seg3	Seg4	Lap Time	km/h	Local Time
1		14.808	26.668	21.716	1'38.954	288,8	15:31'45.994
2	30.915	15.041	26.676	21.708	1'34.340	287,2	15:33'20.334
3	31.394	14.708	26.541	21.640	1'34.283	291,9	15:34'54.617
4	31.060	14.716	26.584	<b>21.519</b>	1'33.879	291,1	15:36'28.496
5	30.877	14.693	26.479	21.541	1'33.590	<b>294,3</b>	15:38'02.086
6	30.909	14.630	26.629	21.853	1'34.021	291,9	15:39'36.107
7	30.941	14.636	26.560	21.547	1'33.684	291,1	15:41'09.791
8	<b>30.869</b>	<b>14.598</b>	26.508	21.524	<b>1'33.499</b>	291,1	15:42'43.290
9	30.961	14.687	26.532	21.614	1'33.794	290,3	15:44'17.084
10	30.968	14.649	<b>26.456</b>	22.043	1'34.116	291,9	15:45'51.200
11	31.196	14.652	26.568	21.618	1'34.034	289,5	15:47'25.234
12	31.032	14.651	26.580	21.685	1'33.948	290,3	15:48'59.182
13	31.002	14.717	26.651	21.842	1'34.212	290,3	15:50'33.394
14	31.151	14.720	26.744	21.655	1'34.270	290,3	15:52'07.664

15	31.162	14.705	26.672	21.686	1'34.225	290,3	15:53'41.889
16	31.158	14.716	26.740	21.752	1'34.366	291,9	15:55'16.255
17	31.234	14.761	26.832	21.629	1'34.456	290,3	15:56'50.711
18	31.243	14.716	26.901	21.740	1'34.600	292,7	15:58'25.311
19	31.303	14.752	26.921	21.776	1'34.752	292,7	16:00'00.063
20	31.274	14.658	27.108	21.945	1'34.985	292,7	16:01'35.048
21	31.476	14.820	27.117	22.183	1'35.596	289,5	16:03'10.644

Race Time 33'03.604

4° 19 A. BAUTISTA [1'33.939]							
Lap	Seg1	Seg2	Seg3	Seg4	Lap Time	km/h	Local Time
1		14.797	<b>26.532</b>	21.716	1'39.902	290,3	15:31'46.942
2	31.081	14.708	26.629	<b>21.614</b>	1'34.032	300,0	15:33'20.974
3	31.194	14.653	26.789	21.664	1'34.300	<b>300,8</b>	15:34'55.274
4	31.099	14.640	26.751	21.725	1'34.215	297,5	15:36'29.489
5	30.938	14.747	26.620	21.695	1'34.000	293,5	15:38'03.489
6	30.953	14.689	26.699	21.642	1'33.983	294,3	15:39'37.472
7	30.924	14.649	26.669	21.768	1'34.010	293,5	15:41'11.482
8	<b>30.914</b>	14.631	26.693	21.701	<b>1'33.939</b>	294,3	15:42'45.421
9	31.020	14.748	26.699	21.708	1'34.175	291,1	15:44'19.596
10	31.076	14.742	26.696	21.851	1'34.365	291,9	15:45'53.961
11	30.992	14.741	26.817	21.865	1'34.415	291,9	15:47'28.376
12	31.062	14.739	26.700	21.655	1'34.156	291,1	15:49'02.532
13	31.078	14.733	26.763	21.816	1'34.390	291,9	15:50'36.922
14	31.036	14.694	26.881	21.842	1'34.453	292,7	15:52'11.375
15	30.924	14.819	26.762	21.744	1'34.249	292,7	15:53'45.624
16	31.077	14.878	26.932	21.906	1'34.793	293,5	15:55'20.417
17	31.167	14.695	26.788	21.925	1'34.575	293,5	15:56'54.992
18	31.041	<b>14.611</b>	26.763	21.881	1'34.296	293,5	15:58'29.288
19	31.153	14.812	26.874	22.036	1'34.875	293,5	16:00'04.163
20	31.329	14.795	26.939	21.956	1'35.019	292,7	16:01'39.182
21	31.148	14.759	27.018	22.221	1'35.146	293,5	16:03'14.328

Race Time 33'07.288

5° 5 Y. MONTELLA [1'33.916]							
Lap	Seg1	Seg2	Seg3	Seg4	Lap Time	km/h	Local Time
1		14.978	26.803	22.220	1'40.850	293,5	15:31'47.890
2	<b>30.884</b>	14.732	26.570	21.730	<b>1'33.916</b>	296,7	15:33'21.806
3	30.983	14.706	26.713	21.669	1'34.071	299,2	15:34'55.877
4	31.094	14.864	26.579	21.716	1'34.253	292,7	15:36'30.130
5	31.155	14.744	26.566	21.640	1'34.105	296,7	15:38'04.235
6	31.098	14.714	<b>26.536</b>	21.620	1'33.968	298,3	15:39'38.203
7	31.062	14.740	26.589	21.747	1'34.138	<b>300,0</b>	15:41'12.341
8	31.039	14.740	26.701	21.698	1'34.178	297,5	15:42'46.519
9	31.003	14.726	26.661	21.651	1'34.041	295,1	15:44'20.560
10	31.095	14.717	26.640	21.630	1'34.082	295,1	15:45'54.642
11	31.006	14.759	26.659	<b>21.613</b>	1'34.037	295,1	15:47'28.679
12	31.128	14.745	26.768	21.626	1'34.267	297,5	15:49'02.946
13	31.143	14.792	26.648	21.669	1'34.252	295,9	15:50'37.198
14	31.200	14.838	26.740	21.739	1'34.517	297,5	15:52'11.715
15	31.180	14.759	26.767	21.702	1'34.408	295,9	15:53'46.123
16	31.206	14.834	26.795	21.708	1'34.543	295,1	15:55'20.666
17	31.296	14.730	26.775	21.778	1'34.579	298,3	15:56'55.245
18	31.265	<b>14.693</b>	26.850	21.778	1'34.586	297,5	15:58'29.831
19	31.395	14.852	26.937	21.775	1'34.959	296,7	16:00'04.790
20	31.331	14.751	26.949	21.810	1'34.841C	297,5	16:01'39.631
21	31.420	14.910	27.077	22.194	1'35.601	296,7	16:03'15.232

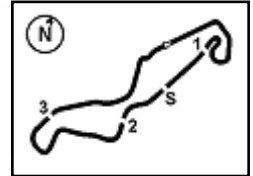
Race Time 33'08.192

6° 34 L. BALDASSARRI [1'34.009]							
Lap	Seg1	Seg2	Seg3	Seg4	Lap Time	km/h	Local Time
1		14.982	26.828	22.194	1'40.991	288,8	15:31'48.031
2	31.246	14.716	26.706	21.656	1'34.324	294,3	15:33'22.355
3	31.003	14.773	<b>26.568</b>	21.665	<b>1'34.009</b>	295,1	15:34'56.364
4	31.047	14.770	26.652	21.605	1'34.074	<b>296,7</b>	15:36'30.438
5	31.171	14.794	26.681	21.797	1'34.443	<b>296,7</b>	15:38'04.881

19/04/2026 P = Pits In/Out - C = Lap Time Cancelled

These data/results cannot be reproduced, stored and/or transmitted in whole or in part by any manner of electronic, mechanical, photocopying, recording, broadcasting or otherwise now known or herein after developed without the previous express consent by the copyright owner, except for reproduction in daily press and regular printed publications on sale to the public within 60 days of the event related to those data/results and always provided that copyright symbol appears together as follows below.

© DORNA WSBK ORGANIZATION Srl 2026



TT Circuit Assen 4.542 m

**Pirelli Dutch Round, 17-19 April 2026**  
**Chronological Analysis Race 2**

Start at 15:30'07.040

2 / 5

Lap	Seg1	Seg2	Seg3	Seg4	Lap Time	km/h	Local Time
6	31.131	14.740	26.793	21.582	1'34.246	<b>296,7</b>	15:39'39.127
7	31.068	14.778	26.798	<b>21.525</b>	1'34.169	294,3	15:41'13.296
8	30.996	14.796	26.789	21.666	1'34.247	295,1	15:42'47.543
9	31.061	14.768	26.708	21.660	1'34.197	293,5	15:44'21.740
10	<b>30.963</b>	<b>14.701</b>	26.767	21.876	1'34.307	295,1	15:45'56.047
11	31.079	14.793	26.844	21.719	1'34.435	291,1	15:47'30.482
12	30.991	14.880	26.739	21.684	1'34.294	290,3	15:49'04.776
13	31.140	15.094	26.816	21.706	1'34.756	285,7	15:50'39.532
14	31.157	14.992	26.817	21.820	1'34.786	285,7	15:52'14.318
15	31.169	14.932	26.826	21.774	1'34.701	287,2	15:53'49.019
16	31.177	14.849	26.896	21.840	1'34.762	289,5	15:55'23.781
17	31.161	14.854	26.800	21.685	1'34.500	289,5	15:56'58.281
18	31.272	14.881	26.905	21.813	1'34.871	290,3	15:58'33.152
19	31.074	14.829	26.925	21.887	1'34.715	290,3	16:00'07.867
20	31.240	14.828	26.891	21.898	1'34.857	291,1	16:01'42.724
21	31.286	14.945	27.154	22.150	1'35.535	290,3	16:03'18.259

Race Time 33'11.219

Race Time 33'16.641

7° 97 X. VIERGE [1'34.224]							
Lap	Seg1	Seg2	Seg3	Seg4	Lap Time	km/h	Local Time
1		14.726	26.689	22.018	1'39.759	291,9	15:31'46.799
2	31.023	14.841	26.974	21.714	1'34.552	<b>296,7</b>	15:33'21.351
3	31.055	<b>14.682</b>	26.811	21.849	1'34.397	295,9	15:34'55.748
4	31.072	14.771	<b>26.676</b>	21.712	1'34.231	294,3	15:36'29.979
5	31.393	14.849	26.693	22.045	1'34.980	292,7	15:38'04.959
6	31.280	14.735	26.764	21.696	1'34.475	295,1	15:39'39.434
7	31.118	14.731	26.830	21.706	1'34.385	295,9	15:41'13.819
8	31.098	14.744	26.759	<b>21.693</b>	1'34.294	<b>296,7</b>	15:42'48.113
9	<b>31.001</b>	14.725	26.801	21.697	<b>1'34.224</b>	295,1	15:44'22.337
10	31.010	14.742	26.750	21.739	1'34.241	295,9	15:45'56.578
11	31.069	14.780	26.983	21.863	1'34.695	295,9	15:47'31.273
12	31.184	14.735	26.985	21.797	1'34.701	292,7	15:49'05.974
13	31.189	14.780	26.897	21.801	1'34.667	292,7	15:50'40.641
14	31.297	14.762	27.029	21.851	1'34.939	292,7	15:52'15.580
15	31.131	14.918	26.869	21.857	1'34.775	290,3	15:53'50.355
16	31.237	14.841	26.867	21.816	1'34.761	292,7	15:55'25.116
17	31.156	14.863	26.972	21.888	1'34.879	294,3	15:56'59.995
18	31.275	14.862	27.014	21.898	1'35.049	289,5	15:58'35.044
19	31.282	14.853	27.133	22.162	1'35.430	290,3	16:00'10.474
20	31.435	14.887	27.168	22.131	1'35.621	290,3	16:01'46.095
21	31.590	14.954	27.564	22.547	1'36.655	290,3	16:03'22.750

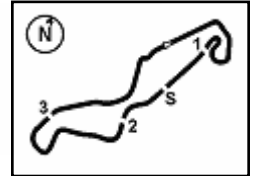
Race Time 33'15.710

8° 55 A. LOCATELLI [1'34.362]							
Lap	Seg1	Seg2	Seg3	Seg4	Lap Time	km/h	Local Time
1		14.903	<b>26.723</b>	22.637	1'41.187C	291,1	15:31'48.227
2	31.632	14.793	26.727	21.843	1'34.995	293,5	15:33'23.222
3	31.089	14.788	26.745	21.744	1'34.366	294,3	15:34'57.588
4	31.154	15.228	26.727	21.620	1'34.729	289,5	15:36'32.317
5	31.046	14.827	26.749	21.774	1'34.396	293,5	15:38'06.713
6	31.158	14.820	26.772	<b>21.612</b>	<b>1'34.362</b>	<b>295,9</b>	15:39'41.075
7	31.376	14.874	26.730	21.864	1'34.844	293,5	15:41'15.919
8	<b>30.973</b>	<b>14.716</b>	26.808	21.910	1'34.407	<b>295,9</b>	15:42'50.326
9	31.026	14.830	26.877	21.664	1'34.397	287,2	15:44'24.723
10	31.254	14.807	26.871	21.685	1'34.617	288,0	15:45'59.340
11	31.080	14.908	26.893	21.860	1'34.741	286,5	15:47'34.081
12	31.123	14.925	26.846	21.768	1'34.662	287,2	15:49'08.743
13	31.037	14.894	26.986	21.827	1'34.744	286,5	15:50'43.487
14	31.208	14.845	27.049	21.859	1'34.961	288,0	15:52'18.448
15	31.018	14.808	26.962	21.799	1'34.587	288,0	15:53'53.035
16	31.126	14.777	27.042	21.932	1'34.877	290,3	15:55'27.912
17	31.155	14.804	26.974	21.765	1'34.698	291,9	15:57'02.610
18	31.366	14.890	27.062	21.845	1'35.163	288,0	15:58'37.773
19	31.194	14.846	27.112	21.864	1'35.016	291,9	16:00'12.789
20	31.303	14.875	27.084	22.316	1'35.578	290,3	16:01'48.367
21	31.370	14.877	27.180	21.887	1'35.314	289,5	16:03'23.681

19/04/2026 P = Pits In/Out - C = Lap Time Cancelled

These data/results cannot be reproduced, stored and/or transmitted in whole or in part by any manner of electronic, mechanical, photocopying, recording, broadcasting or otherwise now known or herein after developed without the previous express consent by the copyright owner, except for reproduction in daily press and regular printed publications on sale to the public within 60 days of the event related to those data/results and always provided that copyright symbol appears together as follows below.

© DORNA WSBK ORGANIZATION Srl 2026



TT Circuit Assen 4.542 m

**Pirelli Dutch Round, 17-19 April 2026**  
**Chronological Analysis Race 2**

Start at 15:30'07.040

3 / 5

13	31.007	14.906	27.018	21.865	1'34.796C	291,1	15:50'40.562	4	31.193	14.860	26.839	<b>21.604</b>	1'34.496	292,7	15:36'32.795
14	31.158	14.813	27.591	21.969	1'35.531	288,0	15:52'16.093	5	31.151	14.788	26.848	21.703	<b>1'34.490</b>	291,9	15:38'07.285
15	31.250	14.838	27.137	22.165	1'35.390	294,3	15:53'51.483	6	31.162	14.888	26.928	21.714	1'34.692	294,3	15:39'41.977
16	31.285	14.890	27.060	22.091	1'35.326	288,0	15:55'26.809	7	31.102	<b>14.734</b>	27.130	21.757	1'34.723	291,1	15:41'16.700
17	31.381	14.937	27.146	22.102	1'35.566C	289,5	15:57'02.375	8	31.092	14.775	27.077	21.793	1'34.737	289,5	15:42'51.437
18	31.742	14.995	27.332	22.145	1'36.214	<b>295,1</b>	15:58'38.589	9	31.136	14.783	27.036	21.826	1'34.781	291,1	15:44'26.218
19	31.541	15.031	27.839	22.221	1'36.632	291,1	16:00'15.221	10	<b>31.054</b>	15.335	27.045	22.161	1'35.595C	288,8	15:46'01.813
20	31.695	14.958	27.437	22.224	1'36.314	294,3	16:01'51.535	11	31.438	14.886	26.920	22.077	1'35.321	291,9	15:47'37.134
21	31.743	14.917	27.495	22.001	1'36.156	291,9	16:03'27.691	12	31.243	14.767	26.872	21.768	1'34.650	291,1	15:49'11.784

Race Time 33'20.651

12° 88 M. OLIVEIRA [1'34.143]							
Lap	Seg.1	Seg.2	Seg.3	Seg.4	Lap Time	km/h	Local Time
1		15.040	26.853	22.017	1'41.784	297,5	15:31'48.824
2	31.316	14.845	26.738	21.843	1'34.742	303,4	15:33'23.566
3	31.247	<b>14.750</b>	<b>26.653</b>	21.830	1'34.480	300,8	15:34'58.046
4	<b>30.834</b>	14.975	26.655	<b>21.679</b>	<b>1'34.143</b>	300,8	15:36'32.189
5	30.967	14.830	26.736	21.782	1'34.315	297,5	15:38'06.504
6	31.160	14.784	26.738	21.788	1'34.470	<b>304,2</b>	15:39'40.974
7	31.331	14.781	26.820	22.966	1'35.898C	298,3	15:41'16.872
8	31.242	14.841	26.898	21.837	1'34.818	299,2	15:42'51.690
9	31.191	14.849	26.790	21.845	1'34.675	299,2	15:44'26.365
10	31.028	15.046	26.957	22.208	1'35.239C	297,5	15:46'01.604
11	31.182	15.017	26.837	21.949	1'34.985	294,3	15:47'36.589
12	31.093	15.065	26.820	21.841	1'34.819	292,7	15:49'11.408
13	31.146	14.982	26.959	21.971	1'35.058	293,5	15:50'46.466
14	31.181	15.033	27.076	22.146	1'35.436	293,5	15:52'21.902
15	31.092	14.969	27.039	21.904	1'35.004	295,9	15:53'56.906
16	31.265	15.146	27.088	21.957	1'35.456	294,3	15:55'32.362
17	31.300	15.018	27.105	21.966	1'35.389	294,3	15:57'07.751
18	31.336	14.964	27.048	22.014	1'35.362	296,7	15:58'43.113
19	31.270	15.050	27.181	22.270	1'35.771	297,5	16:00'18.884
20	31.391	14.912	27.151	22.011	1'35.465	293,5	16:01'54.349
21	31.408	14.946	27.284	21.970	1'35.608	297,5	16:03'29.957

Race Time 33'22.917

13° 47 A. BASSANI [1'34.520]							
Lap	Seg.1	Seg.2	Seg.3	Seg.4	Lap Time	km/h	Local Time
1		15.052	27.309	21.879	1'41.949	295,1	15:31'48.989
2	31.602	14.788	<b>26.717</b>	21.862	1'34.969	291,1	15:33'23.958
3	31.189	14.770	26.796	21.864	1'34.619	295,1	15:34'58.577
4	<b>31.149</b>	14.908	26.766	21.723	1'34.546	292,7	15:36'33.123
5	31.234	14.789	26.781	<b>21.716</b>	<b>1'34.520</b>	294,3	15:38'07.643
6	31.201	14.835	26.822	21.895	1'34.753	<b>297,5</b>	15:39'42.396
7	31.205	14.750	26.860	21.791	1'34.606	294,3	15:41'17.002
8	31.397	14.771	26.918	21.766	1'34.852	295,9	15:42'51.854
9	31.298	14.888	26.951	21.763	1'34.900	296,7	15:44'26.754
10	31.428	14.865	26.975	21.824	1'35.092	292,7	15:46'01.846
11	31.878	15.018	27.004	21.805	1'35.705	292,7	15:47'37.551
12	31.295	14.920	27.019	21.815	1'35.049	292,7	15:49'12.600
13	31.319	<b>14.716</b>	26.931	21.783	1'34.749	295,9	15:50'47.349
14	31.337	14.846	26.982	21.875	1'35.040	292,7	15:52'22.389
15	31.570	14.841	26.955	22.026	1'35.392	291,1	15:53'57.781
16	31.762	14.862	27.060	21.799	1'35.483	291,9	15:55'33.264
17	31.382	14.802	27.030	21.907	1'35.121	294,3	15:57'08.385
18	31.339	14.860	26.947	21.882	1'35.028	291,9	15:58'43.413
19	31.662	14.897	27.279	21.932	1'35.770	292,7	16:00'19.183
20	31.554	14.871	27.179	21.872	1'35.476	291,1	16:01'54.659
21	31.614	14.865	27.313	22.227	1'36.019	296,7	16:03'30.678

Race Time 33'23.638

14° 87 R. GARDNER [1'34.490]							
Lap	Seg.1	Seg.2	Seg.3	Seg.4	Lap Time	km/h	Local Time
1		15.019	26.967	21.979	1'41.556	<b>295,9</b>	15:31'48.596
2	31.421	14.815	<b>26.759</b>	21.868	1'34.863	295,1	15:33'23.459
3	31.279	14.925	26.811	21.825	1'34.840	290,3	15:34'58.299

15° 62 S. MANZI [1'34.493]							
Lap	Seg.1	Seg.2	Seg.3	Seg.4	Lap Time	km/h	Local Time
1		15.254	27.164	21.945	1'42.156	286,5	15:31'49.196
2	31.595	14.802	26.847	22.225	1'35.469	294,3	15:33'24.665
3	31.120	14.803	27.334	21.881	1'35.138	293,5	15:34'59.803
4	<b>31.084</b>	14.880	<b>26.818</b>	21.711	<b>1'34.493</b>	288,8	15:36'34.296
5	31.102	14.886	26.962	<b>21.608</b>	1'34.558	288,8	15:38'08.854
6	31.174	14.787	26.943	21.685	1'34.589	289,5	15:39'43.443
7	31.177	14.781	26.962	21.660	1'34.580	291,9	15:41'18.023
8	31.086	<b>14.715</b>	26.924	21.819	1'34.544	291,9	15:42'52.567
9	31.133	14.778	26.938	21.835	1'34.684	294,3	15:44'27.251
10	31.326	14.991	27.033	21.769	1'35.119C	290,3	15:46'02.370
11	31.242	14.837	27.020	21.753	1'34.852	291,9	15:47'37.222
12	31.397	14.912	26.836	21.637	1'34.782	290,3	15:49'12.004
13	31.336	14.864	27.006	21.687	1'34.893	<b>295,1</b>	15:50'46.897
14	31.458	14.933	27.014	21.947	1'35.352	<b>295,1</b>	15:52'22.249
15	31.512	14.841	26.987	22.210	1'35.550C	292,7	15:53'57.799
16	31.380	14.920	27.166	21.819	1'35.285	289,5	15:55'33.084
17	31.265	14.965	27.041	22.455	1'35.726	289,5	15:57'08.810
18	31.514	14.866	27.007	21.783	1'35.170	291,1	15:58'43.980
19	31.306	14.867	27.192	21.952	1'35.317	293,5	16:00'19.297
20	31.593	14.851	27.254	21.841	1'35.539	292,7	16:01'54.836
21	31.655	14.892	27.193	22.205	1'35.945	293,5	16:03'30.781

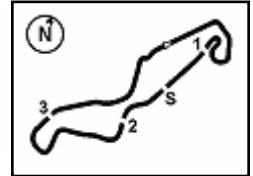
Race Time 33'23.741

16° 46 T. BRIDEWELL [1'34.587]							
Lap	Seg.1	Seg.2	Seg.3	Seg.4	Lap Time	km/h	Local Time
1		14.962	26.914	21.950	1'41.246	<b>296,7</b>	15:31'48.286
2	31.370	14.852	26.746	22.028	1'34.996	294,3	15:33'23.282
3	31.311	14.790	26.735	21.988	1'34.824	<b>296,7</b>	15:34'58.106
4	<b>31.098</b>	14.911	26.827	21.791	1'34.627	294,3	15:36'32.733
5	31.446	14.809	<b>26.722</b>	<b>21.714</b>	1'34.691	295,9	15:38'07.424
6	31.207	14.888	26.831	21.868	1'34.794	<b>296,7</b>	15:39'42.218
7	31.153	<b>14.767</b>	26.941	21.726	<b>1'34.587</b>	295,1	15:41'16.805
8	31.152	14.809	26.965	21.808	1'34.734	293,5	15:42'51.539
9	31.227	15.085	26.857	21.783	1'34.952	293,5	15:44'26.491
10	31.173	14.924	27.147	22.020	1'35.264	295,1	15:46'01.755
11	31.298	14.888	26.988	21.814	1'34.988	293,5	15:47'36.743
12	31.230	14.944	26.863	21.848	1'34.885	292,7	15:49'11.628
13	31.333	14.864	26.908	21.868	1'34.973	292,7	15:50'46.601
14	31.398	14.942	27.014	22.019	1'35.373	290,3	15:52'21.974
15	31.392	14.879	26.998	22.283	1'35.552	293,5	15:53'57.526
16	32.224	14.952	27.223	21.940	1'36.339	295,9	15:55'33.865
17	31.465	14.852	27.045	21.965	1'35.327	295,9	15:57'09.192
18	31.598	14.816	27.178	21.891	1'35.483	<b>296,7</b>	15:58'44.675
19	31.481	14.920	27.224	21.974	1'35.599	295,1	16:00'20.274

19/04/2026 P = Pits In/Out - C = Lap Time Cancelled

These data/results cannot be reproduced, stored and/or transmitted in whole or in part by any manner of electronic, mechanical, photocopying, recording, broadcasting or otherwise now known or herein after developed without the previous express consent by the copyright owner, except for reproduction in daily press and regular printed publications on sale to the public within 60 days of the event related to those data/results and always provided that copyright symbol appears together as follows below.

© DORNA WSBK ORGANIZATION Srl 2026



TT Circuit Assen 4.542 m

**Pirelli Dutch Round, 17-19 April 2026**  
**Chronological Analysis Race 2**

Start at 15:30'07.040

4 / 5

20	31.475	14.866	27.284	22.001	1'35.626	295,9	16:01'55.900	11	31.337	14.992	27.149	21.873	1'35.351	291,1	15:47'37.937
21	31.662	15.022	27.474	22.308	1'36.466	294,3	16:03'32.366	12	31.349	14.971	26.942	22.028	1'35.290	288,8	15:49'13.227
								Race Time 33'25.326							

17° 67 A. SURRA [1'34.413]															
Lap	Seg1	Seg2	Seg3	Seg4	Lap Time	km/h	Local Time								
1		15.156	26.901	22.336	1'41.750	291,1	15:31'48.790								
2	31.610	<b>14.777</b>	26.794	22.064	1'35.245	297,5	15:33'24.035								
3	31.413	14.973	26.918	21.857	1'35.161	<b>299,2</b>	15:34'59.196								
4	<b>31.024</b>	14.843	<b>26.782</b>	21.764	<b>1'34.413</b>	295,1	15:36'33.609								
5	31.077	14.838	26.820	<b>21.713</b>	1'34.448	<b>299,2</b>	15:38'08.057								
6	31.136	14.794	26.855	21.787	1'34.572	297,5	15:39'42.629								
7	31.271	14.863	26.804	21.763	1'34.701	297,5	15:41'17.330								
8	31.250	14.818	26.833	21.906	1'34.807	296,7	15:42'52.137								
9	31.320	14.864	26.935	21.828	1'34.947	<b>299,2</b>	15:44'27.084								
10	31.571	15.090	27.129	21.997	1'35.787	292,7	15:46'02.871								
11	31.326	15.023	27.062	21.850	1'35.261	297,5	15:47'38.132								
12	31.393	15.036	27.005	21.832	1'35.266	291,1	15:49'13.398								
13	31.325	14.999	27.134	22.049	1'35.507	290,3	15:50'48.905								
14	31.217	15.265	27.047	22.083	1'35.612C	291,9	15:52'24.517								
15	31.238	15.002	27.144	22.110	1'35.494	294,3	15:54'00.011								
16	31.337	14.982	27.088	22.072	1'35.479	295,1	15:55'35.490								
17	31.305	14.928	27.114	22.067	1'35.414	295,1	15:57'10.904								
18	31.414	15.013	27.086	22.068	1'35.581	291,9	15:58'46.485								
19	31.419	15.043	27.214	22.770	1'36.446	291,1	16:00'22.931								
20	31.605	14.990	27.389	22.335	1'36.319	292,7	16:01'59.250								
21	31.916	15.353	27.421	22.370	1'37.060	292,7	16:03'36.310								
								Race Time 33'29.270							

18° 31 G. GERLOFF [1'34.752]															
Lap	Seg1	Seg2	Seg3	Seg4	Lap Time	km/h	Local Time								
1		15.050	27.202	21.995	1'42.312	296,7	15:31'49.352								
2	31.576	14.817	<b>26.794</b>	21.986	1'35.173	295,1	15:33'24.525								
3	<b>31.061</b>	14.809	29.028	22.091	1'36.989	<b>300,0</b>	15:35'01.514								
4	31.139	14.859	26.973	<b>21.819</b>	1'34.790	291,9	15:36'36.304								
5	31.415	14.897	26.994	21.867	1'35.173	292,7	15:38'11.477								
6	31.161	<b>14.759</b>	26.935	21.897	<b>1'34.752</b>	296,7	15:39'46.229								
7	31.332	14.841	27.052	22.049	1'35.274	291,1	15:41'21.503								
8	31.566	15.009	27.141	22.129	1'35.845	288,0	15:42'57.348								
9	31.370	14.814	27.124	21.875	1'35.183	290,3	15:44'32.531								
10	31.296	15.044	27.039	21.950	1'35.329	288,8	15:46'07.860								
11	31.243	14.845	27.274	22.016	1'35.378	288,0	15:47'43.238								
12	31.205	14.914	26.977	21.861	1'34.957	287,2	15:49'18.195								
13	31.123	15.009	27.074	21.905	1'35.111	288,8	15:50'53.306								
14	31.158	15.019	27.109	21.981	1'35.267	287,2	15:52'28.573								
15	31.207	15.183	27.009	21.984	1'35.383	291,1	15:54'03.956								
16	31.174	14.925	27.222	21.994	1'35.315	291,1	15:55'39.271								
17	31.206	14.788	27.063	22.446	1'35.503	295,1	15:57'14.774								
18	31.266	14.983	27.042	22.101	1'35.392	292,7	15:58'50.166								
19	31.469	15.051	27.066	21.963	1'35.549	289,5	16:00'25.715								
20	31.172	14.928	27.183	21.990	1'35.273	290,3	16:02'00.988								
21	31.276	15.030	27.209	21.944	1'35.459	293,5	16:03'36.447								
								Race Time 33'29.407							

19° 65 J. REA [1'34.503]							
Lap	Seg1	Seg2	Seg3	Seg4	Lap Time	km/h	Local Time
1		15.045	27.214	21.972	1'42.741	291,9	15:31'49.781
2	31.400	14.935	<b>26.755</b>	21.900	1'34.990	292,7	15:33'24.771
3	31.220	<b>14.823</b>	27.027	21.833	1'34.903	292,7	15:34'59.674
4	31.290	14.929	26.817	<b>21.798</b>	1'34.834	286,5	15:36'34.508
5	31.092	14.894	26.847	21.804	1'34.637	289,5	15:38'09.145
6	31.068	14.849	26.772	21.814	<b>1'34.503</b>	289,5	15:39'43.648
7	31.172	14.864	26.895	21.809	1'34.740	291,1	15:41'18.388
8	31.075	14.863	26.853	21.834	1'34.625	290,3	15:42'53.013
9	<b>31.032</b>	14.866	26.840	21.807	1'34.545	292,7	15:44'27.558
10	31.211	14.948	27.035	21.834	1'35.028	<b>293,5</b>	15:46'02.586

13	31.267	15.103	27.597	22.061	1'36.028	286,5	15:50'49.255	13	31.267	15.103	27.597	22.061	1'36.028	286,5	15:50'49.255
14	31.536	15.138	27.152	22.354	1'36.180	285,7	15:52'25.435	14	31.536	15.138	27.152	22.354	1'36.180	285,7	15:52'25.435
15	31.504	15.035	27.263	22.207	1'36.009	285,7	15:54'01.444	15	31.504	15.035	27.263	22.207	1'36.009	285,7	15:54'01.444
16	31.497	15.029	27.251	22.173	1'35.950	284,2	15:55'37.394	16	31.497	15.029	27.251	22.173	1'35.950	284,2	15:55'37.394
17	31.487	15.000	27.396	22.188	1'36.071	285,7	15:57'13.465	17	31.487	15.000	27.396	22.188	1'36.071	285,7	15:57'13.465
18	31.595	15.193	27.433	22.449	1'36.670	282,0	15:58'50.135	18	31.595	15.193	27.433	22.449	1'36.670	282,0	15:58'50.135
19	31.923	15.003	27.562	22.398	1'36.886	288,0	16:00'27.021	19	31.923	15.003	27.562	22.398	1'36.886	288,0	16:00'27.021
20	31.729	15.118	27.745	22.434	1'37.026	287,2	16:02'04.047	20	31.729	15.118	27.745	22.434	1'37.026	287,2	16:02'04.047
21	31.869	15.308	27.733	22.660	1'37.570	284,2	16:03'41.617	21	31.869	15.308	27.733	22.660	1'37.570	284,2	16:03'41.617
								Race Time 33'34.577							

20° 54 B. SOFUOGLU [1'35.023]															
Lap	Seg1	Seg2	Seg3	Seg4	Lap Time	km/h	Local Time								
1			15.218	27.019	21.999	1'42.472	291,1	15:31'49.512							
2	31.642	15.136	<b>26.811</b>	21.983	1'35.572	288,0	15:33'25.084								
3	31.251	<b>14.838</b>	27.137	21.947	1'35.173	<b>292,7</b>	15:35'00.257								
4	31.325	15.067	26.967	21.903	1'35.262	290,3	15:36'35.519								
5	<b>31.199</b>	14.950	26.908	21.966	<b>1'35.023</b>	291,1	15:38'10.542								
6	31.379	15.008	27.055	22.044	1'35.486	286,5	15:39'46.028								
7	31.352	14.947	27.029	22.256	1'35.584	288,0	15:41'21.612								
8	31.389	14.984	27.130	22.134	1'35.637	285,7	15:42'57.249								
9	31.310	15.036	27.214	21.982	1'35.542	285,0	15:44'32.791								
10	31.334	15.057	27.032	21.997	1'35.420	287,2	15:46'08.211								
11	31.235	14.916	27.019	22.060	1'35.230	288,8	15:47'43.441								
12	31.274	15.009	27.044	<b>21.871</b>	1'35.198	285,7	15:49'18.639								
13	31.367	15.123	27.120	22.018	1'35.628C	284,2	15:50'54.267								
14	31.254	15.273	27.100	22.171	1'35.798	287,2	15:52'30.065								
15	31.500	15.131	27.179	22.037	1'35.847	288,0	15:54'05.912								
16	31.359	15.028	27.339	22.113	1'35.839	288,0	15:55'41.751								
17	31.430	15.190	27.245	22.141	1'36.006	286,5	15:57'17.757								
18	31.480	15.124	27.490	22.221	1'36.315	284,2	15:58'54.072								
19	31.476	15.105	27.239	22.230	1'36.050	288,0	16:00'30.122								
20	31.562	15.152	27.557	22.357	1'36.628	284,2	16:02'06.750								
21	31.817	15.237	27.603	22.432	1'37.089	287,2	16:03'43.839								
								Race Time 33'36.799							

21° 13 M. RATO [1'34.986]							
Lap	Seg1	Seg2	Seg3	Seg4	Lap Time	km/h	Local Time
1		15.257	27.095	22.062	1'42.694	280,5	15:31'49.734
2	31.710	14.974	<b>26.881</b>	21.987	1'35.552	291,9	15:33'25.286
3	31.257	<b>14.821</b>	27.084	22.000	1'35.162	<b>292,7</b>	15:35'00.448
4	31.396	15.075	26.998	<b>21.945</b>	1'35.414	283,5	15:36'35.862
5	<b>31.104</b>	14.985	26.952	<b>21.945</b>	<b>1'34.986</b>	287,2	15:38'10.848
6	31.281	15.004	26.996	22.006	1'35.287	289,5	15:39'46.135
7	31.624	14.956	27.077	22.040	1'35.697	290,3	15:41'21.832
8	31.382	15.136	27.091	22.053	1'35.662	285,0	15:42'57.494
9	31.472	14.979	27.068	21.981	1'35.500	286,5	15:44'32.994
10	31.469	15.041	27.093	22.052	1'35.655	287,2	15:46'08.649
11	31.396	15.035	27.174	22.046	1'35.651	284,2	15:47'44.300
12	31.333	15.065	27.423	22.124	1'35.945	282,7	15:49'20.245
13	31.516	15.186	27.467	22.421	1'36.590C	285,0	15:50'56.835
14	31.687	15.208	27.429	22.344	1'36.668	284,2	15:52'33.503
15	31.686	15.300	27.541	22.385	1'36.912	282,0	15:54'10.415
16	31.642	15.280	27.599	22.358	1'36.879	280,5	15:55'47.294
17	31.808	15.254	27.594	22.366	1		

## Pirelli Dutch Round, 17-19 April 2026

### Chronological Analysis Race 2

Start at 15:30'07.040

5 / 5

2	31.660	<b>15.019</b>	27.114	22.102	1'35.895C	<b>286,5</b>	15:33'26.339
3	31.533	15.060	27.220	22.211	1'36.024	283,5	15:35'02.363
4	31.558	15.103	27.170	22.333	1'36.164	283,5	15:36'38.527
5	31.645	15.177	27.203	22.239	1'36.264	280,5	15:38'14.791
6	<b>31.524</b>	15.111	<b>27.087</b>	22.306	1'36.028	282,7	15:39'50.819
7	31.579	15.096	27.163	<b>22.054</b>	<b>1'35.892</b>	281,3	15:41'26.711
8	31.544	15.092	29.288	22.943	1'38.867	282,0	15:43'05.578
9	31.741	15.080	27.297	22.230	1'36.348	279,1	15:44'41.926
10	31.623	15.161	27.158	22.205	1'36.147	279,1	15:46'18.073
11	31.608	15.119	27.362	22.266	1'36.355	277,6	15:47'54.428
12	31.669	15.025	27.425	22.229	1'36.348	281,3	15:49'30.776
13	31.694	15.100	27.262	22.257	1'36.313	277,6	15:51'07.089
14	31.744	15.145	27.457	22.306	1'36.652	279,8	15:52'43.741
15	31.787	15.224	27.216	22.260	1'36.487	278,4	15:54'20.228
16	31.650	15.190	28.359	22.345	1'37.544	278,4	15:55'57.772
17	31.903	15.147	27.334	22.255	1'36.639	278,4	15:57'34.411
18	31.975	15.106	27.314	22.214	1'36.609	279,1	15:59'11.020
19	31.690	15.100	27.324	22.850	1'36.964	280,5	16:00'47.984
20	31.890	15.129	27.354	22.212	1'36.585	282,0	16:02'24.569
21	31.939	15.388	27.409	22.348	1'37.084	269,3	16:04'01.653

Race Time 33'54.613

19/04/2026 P = Pits In/Out - C = Lap Time Cancelled

These data/results cannot be reproduced, stored and/or transmitted in whole or in part by any manner of electronic, mechanical, photocopying, recording, broadcasting or otherwise now known or herein after developed without the previous express consent by the copyright owner, except for reproduction in daily press and regular printed publications on sale to the public within 60 days of the event related to those data/results and always provided that copyright symbol appears together as follows below.

© DORNA WSBK ORGANIZATION Srl 2026