

TT CIRCUIT ASSEN				
TRACK LENGTH:	4,542 km	2,822 mi		
FL Altitude (sl):	14 m			
Loop	ID	OC	GPS	
		ms	LAT	LON
Pit In	3	15	52,96072 N	6,52216 E
Pit Out	18	90	52,96384 N	6,52751 E
Speed	20	100	52,95946 N	6,52531 E
FL.1	41	205	52,96306 N	6,53114 E
I1	22	110	52,96199 N	6,52805 E
I2	24	120	52,95537 N	6,52091 E
I2.1	42	210	52,95300 N	6,51188 E
I3	26	130	52,95562 N	6,51282 E
I3.1	43	215	52,95931 N	6,52127 E
FL	34	170	52,96231 N	6,52410 E

LLP = Long Lap Penalty  
PS = Practice Start board

## Pirelli Dutch Round, 17–19 April 2026

### Biographical Entry List

No.	Rider (Abbreviation)	Age	Date of Birth	Place of Birth	Nat	Bike Team	Wins 2026	Podiums 2026	Pole 2026	Races 2026	Tyres	Class
1	<b>5 MONTELLA Yari</b> (Mon)	26	05/01/2000	Oliveto Citra	ITA	<b>Ducati Panigale V4R</b> Barni Spark Racing Team		<b>1</b> 1		<b>42</b> 6	<b>Pirelli</b>	<b>IND</b>
2	<b>7 LECUONA Iker</b> (Lec)	26	06/01/2000	Valencia	ESP	<b>Ducati Panigale V4R</b> Arubait Racing - Ducati		<b>5</b> 3	<b>1</b>	<b>125</b> 6	<b>Pirelli</b>	
3	<b>9 PETRUCCI Danilo</b> (Pet)	35	24/10/1990	Terni	ITA	<b>BMW M 1000 RR</b> ROKIT BMW Motorrad WorldSBK Team	<b>3</b>	<b>20</b>		<b>105</b> 6	<b>Pirelli</b>	
4	<b>11 BULEGA Nicola</b> (Bul)	26	16/10/1999	Montecchio Emilia	ITA	<b>Ducati Panigale V4R</b> Arubait Racing - Ducati	<b>26</b> 6	<b>62</b> 6	<b>11</b> 2	<b>78</b> 6	<b>Pirelli</b>	
5	<b>13 RATO Mattia</b> (Rat)	21	10/01/2005	Monza	ITA	<b>Yamaha YZF R1</b> Motoxracing WorldSBK Team				<b>6</b> 6	<b>Pirelli</b>	<b>IND</b>
6	<b>14 LOWES Sam</b> (SLo)	35	14/09/1990	Lincoln	GBR	<b>Ducati Panigale V4R</b> ELF Marc VDS Racing Team		<b>5</b>	<b>1</b>	<b>66</b> 6	<b>Pirelli</b>	<b>IND</b>
7	<b>19 BAUTISTA Alvaro</b> (Bau)	41	21/11/1984	Talavera de la Reina	ESP	<b>Ducati Panigale V4R</b> Barni Spark Racing Team	<b>63</b>	<b>129</b> 1	<b>10</b>	<b>246</b> 6	<b>Pirelli</b>	<b>IND</b>
8	<b>22 LOWES Alex</b> (ALo)	35	14/09/1990	Lincoln	GBR	<b>bimota KB998 Rimini</b> bimota by Kawasaki Racing Team	<b>4</b>	<b>51</b> 1	<b>2</b>	<b>360</b> 6	<b>Pirelli</b>	
9	<b>31 GERLOFF Garrett</b> (Ger)	30	01/08/1993	Tualatin	USA	<b>Kawasaki ZX-10RR</b> Kawasaki WorldSBK Team		<b>8</b>	<b>1</b>	<b>204</b> 6	<b>Pirelli</b>	
10	<b>34 BALDASSARRI Lorenzo</b> (Bal)	29	06/11/1996	San Severino Marche	ITA	<b>Ducati Panigale V4R</b> Team Goeven		<b>1</b> 1		<b>42</b> 6	<b>Pirelli</b>	<b>IND</b>
11	<b>35 CHANTRA Somkiat</b> (Cha)	27	15/12/1998	Chombury	THA	<b>Honda CBR1000RR-R SP</b> Honda HRC				<b>3</b> 3	<b>Pirelli</b>	
12	<b>46 BRIDEWELL Thomas</b> (Bri)	37	06/08/1988	Devises	GBR	<b>Ducati Panigale V4R</b> Superbike Advocates				<b>23</b> 3	<b>Pirelli</b>	<b>IND</b>
13	<b>47 BASSANI Axel</b> (Bas)	26	24/07/1999	Feltre	ITA	<b>bimota KB998 Rimini</b> bimota by Kawasaki Racing Team		<b>8</b> 2		<b>187</b> 6	<b>Pirelli</b>	
14	<b>54 SOFUOGLU Bahattin</b> (Sof)	22	19/08/2003	Adapazari	TUR	<b>Yamaha YZF R1</b> Motoxracing WorldSBK Team				<b>42</b> 6	<b>Pirelli</b>	<b>IND</b>
15	<b>55 LOCATELLI Andrea</b> (Loc)	29	16/10/1996	Alzano Lombardo	ITA	<b>Yamaha YZF R1</b> Pata Maxus Yamaha	<b>1</b>	<b>22</b>		<b>187</b> 6	<b>Pirelli</b>	
16	<b>62 MANZI Stefano</b> (Man)	27	29/03/1999	Rimini	ITA	<b>Yamaha YZF R1</b> GYTR GRT Yamaha WorldSBK Team				<b>6</b> 6	<b>Pirelli</b>	
17	<b>65 REA Jonathan</b> (Rea)	39	02/02/1987	Ballymena	GBR	<b>Honda CBR1000RR-R SP</b> Honda HRC	<b>119</b>	<b>264</b>	<b>44</b>	<b>473</b> 3	<b>Pirelli</b>	
18	<b>67 SURRA Alberto</b> (Sur)	21	31/05/2004	Torino	ITA	<b>Ducati Panigale V4R</b> Motocorsa Racing				<b>6</b> 6	<b>Pirelli</b>	<b>IND</b>
19*	<b>85 SMITS Twan</b> (Smi)	24	24/02/2002	Steenwijk	NED	<b>Yamaha YZF R1</b> Team Apreco					<b>Pirelli</b>	<b>IND</b>
20	<b>87 GARDNER Remy</b> (Gar)	28	24/02/1998	Randwick	AUS	<b>Yamaha YZF R1</b> GYTR GRT Yamaha WorldSBK Team		<b>2</b>		<b>106</b> 6	<b>Pirelli</b>	
21	<b>88 OLIVEIRA Miguel</b> (Oli)	31	04/01/1995		POR	<b>BMW M 1000 RR</b> ROKIT BMW Motorrad WorldSBK Team		<b>3</b> 3		<b>6</b> 6	<b>Pirelli</b>	
22	<b>95 MACKENZIE Tarran</b> (Mac)	30	29/10/1995	Stirling	GBR	<b>Ducati Panigale V4R</b> MGM Optical Express Racing				<b>68</b> 6	<b>Pirelli</b>	<b>IND</b>
23	<b>97 VIERGE Xavi</b> (Vie)	28	30/04/1997	Barcelona	ESP	<b>Yamaha YZF R1</b> Pata Maxus Yamaha		<b>1</b>		<b>150</b> 6	<b>Pirelli</b>	

## Pirelli Dutch Round, 17-19 April 2026

### Results Free Practice 1st Session

TT Circuit Assen 4.542 m

1 / 3

No.	Rider	Nat	Team	Bike	Class	Time	Gap	Rel.	Laps	Speed	
										Avg	Max
1	<b>11 N. BULEGA</b>	ITA	Aruba.it Racing - Ducati	Ducati Panigale V4R		<b>1'33.952</b>			20	174,038	<b>292,7</b>
2	<b>7 I. LECUDNA</b>	ESP	Aruba.it Racing - Ducati	Ducati Panigale V4R		<b>1'34.208</b>	0.256	0.256	19	173,565	<b>295,1</b>
3	<b>14 S. LOWES</b>	GBR	ELF Marc VDS Racing Team	Ducati Panigale V4R	IND	<b>1'34.428</b>	0.476	0.220	18	173,161	<b>288,8</b>
4	<b>34 L. BALDASSARRI</b>	ITA	Team Gooleven	Ducati Panigale V4R	IND	<b>1'34.527</b>	0.575	0.099	22	172,979	<b>291,9</b>
5	<b>97 X. VIERGE</b>	ESP	Pata Maxus Yamaha	Yamaha YZF R1		<b>1'34.713</b>	0.761	0.186	18	172,639	<b>290,3</b>
6	<b>9 D. PETRUCCI</b>	ITA	ROKIT BMW Motorrad WorldSBK Team	BMW M1000 RR		<b>1'34.737</b>	0.785	0.024	14	172,596	<b>294,3</b>
7	<b>19 A. BAUTISTA</b>	ESP	Barni Spark Racing Team	Ducati Panigale V4R	IND	<b>1'34.738</b>	0.786	0.001	19	172,594	<b>290,3</b>
8	<b>22 A. LOWES</b>	GBR	bimota by Kawasaki Racing Team	bimota KB998 Rimini		<b>1'34.817</b>	0.865	0.079	18	172,450	<b>287,2</b>
9	<b>5 Y. MONTELLA</b>	ITA	Barni Spark Racing Team	Ducati Panigale V4R	IND	<b>1'34.820</b>	0.868	0.003	19	172,445	<b>293,5</b>
10	<b>95 T. MACKENZIE</b>	GBR	MGM Optical Express Racing	Ducati Panigale V4R	IND	<b>1'34.887</b>	0.935	0.067	18	172,323	<b>293,5</b>
11	<b>47 A. BASSANI</b>	ITA	bimota by Kawasaki Racing Team	bimota KB998 Rimini		<b>1'35.016</b>	1.064	0.129	17	172,089	<b>285,7</b>
12	<b>88 M. OLIVEIRA</b>	POR	ROKIT BMW Motorrad WorldSBK Team	BMW M1000 RR		<b>1'35.147</b>	1.195	0.131	12	171,852	<b>296,7</b>
13	<b>55 A. LOCATELLI</b>	ITA	Pata Maxus Yamaha	Yamaha YZF R1		<b>1'35.149</b>	1.197	0.002	20	171,848	<b>288,0</b>
14	<b>31 G. GERLOFF</b>	USA	Kawasaki WorldSBK Team	Kawasaki ZX-10RR		<b>1'35.301</b>	1.349	0.152	18	171,574	<b>291,1</b>
15	<b>54 B. SOFUOGLU</b>	TUR	Motoxrcing WorldSBK Team	Yamaha YZF R1	IND	<b>1'35.455</b>	1.503	0.154	22	171,297	<b>288,8</b>
16	<b>46 T. BRIDEWELL</b>	GBR	Superbike Advocates	Ducati Panigale V4R	IND	<b>1'35.464</b>	1.512	0.009	18	171,281	<b>292,7</b>
17	<b>85 T. SMITS</b>	NED	Team Apreco	Yamaha YZF R1	IND	<b>1'35.471</b>	1.519	0.007	20	171,269	<b>279,8</b>
18	<b>87 R. GARDNER</b>	AUS	GYTR GRT Yamaha WorldSBK Team	Yamaha YZF R1		<b>1'35.485</b>	1.533	0.014	18	171,244	<b>289,5</b>
19	<b>65 J. REA</b>	GBR	Honda HRC	Honda CBR1000RR-R SP		<b>1'35.592</b>	1.640	0.107	17	171,052	<b>285,7</b>
20	<b>67 A. SURRA</b>	ITA	Motocorsa Racing	Ducati Panigale V4R	IND	<b>1'35.748</b>	1.796	0.156	18	170,773	<b>292,7</b>
21	<b>62 S. MANZI</b>	ITA	GYTR GRT Yamaha WorldSBK Team	Yamaha YZF R1		<b>1'36.129</b>	2.177	0.381	20	170,096	<b>288,0</b>
22	<b>35 S. CHANTRA</b>	THA	Honda HRC	Honda CBR1000RR-R SP		<b>1'36.276</b>	2.324	0.147	19	169,837	<b>289,5</b>
23	<b>13 M. RATO</b>	ITA	Motoxrcing WorldSBK Team	Yamaha YZF R1	IND	<b>1'36.519</b>	2.567	0.243	18	169,409	<b>282,0</b>

Qualifying Lap Time (105% of 1'33.952): **1'38.650**

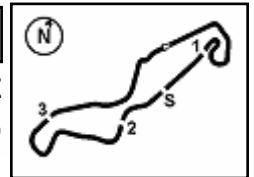
AIR	Humidity:	63%	Temp:	15°C
TRACK	Condition:	Dry	Temp:	19°C

Records	Pole	[SP]	2025	S.Lowes	1'32.596	176,590	Km/h
	Race	[RC1]	2025	N.Bulega	1'33.581	174,730	Km/h
	All Times	[SP]	2025	S.Lowes	1'32.596	176,590	Km/h

Start 17/04/2026 10:20 End 11:07 The results are provisional until the end of the time limit for protests and appeals and the completion of the technical checks. Clerk Of The Course: **Roland Brontsema** Publication Time: **11:11**

These data/results cannot be reproduced, stored and/or transmitted in whole or in part by any manner of electronic, mechanical, photocopying, recording, broadcasting or otherwise now known or herein after developed without the previous express consent by the copyright owner, except for reproduction in daily press and regular printed publications on sale to the public within 60 days of the event related to those data/results and always provided that copyright symbol appears together as follows below.

© DORNA WSBK ORGANIZATION Srl 2026



## Pirelli Dutch Round, 17-19 April 2026

### Results Free Practice 1st Session

#### Session Highlights

Local Time	No. Rider	Description
10.20.00		Start of Session
10.24.30	<b>65 J. REA</b>	#65 Lap Time Cancelled [1'36.714] - Exceeded Track Limits - Turn 18
10.24.47	<b>13 M. RATO</b>	#13 Lap Cancelled [1'37.083] - Exceeded Track Limits - Turn 17
10.25.23	<b>47 A. BASSANI</b>	#47 Lap Time Cancelled [1'35.426] - Course Cutting - Turn 18
10.25.29	<b>13 M. RATO</b>	#13 Lap Cancelled [1'37.106] - Exceeded Track Limits on Previous Lap - Turn 17
10.25.44	<b>67 A. SURRA</b>	#67 Lap Cancelled [1'37.406] - Course Cutting - Turn 7
10.28.37	<b>65 J. REA</b>	#65 Lap Time Cancelled [1'36.403] - Exceeded Track Limits - Turn 17
10.30.39	<b>31 G. GERLOFF</b>	#31 BRING NEW RACELINK TO TIMING AT THE END OF THE SESSION TO BE UPDATED
10.31.11	<b>47 A. BASSANI</b>	#47 Lap Time Cancelled [1'35.773] - Exceeded Track Limits - Turn 18
10.31.15	<b>31 G. GERLOFF</b>	#31 Lap Cancelled [1'40.207] - Course Cutting - Turn 17
10.31.24	<b>31 G. GERLOFF</b>	#31 Lap Cancelled [1'45.285] - Course Cutting on Previous Lap - Turn 17
10.31.27	<b>47 A. BASSANI</b>	#47 Lap Time Cancelled [1'35.458] - Exceeded Track Limits - Turn 18
10.32.49	<b>65 J. REA</b>	#65 Lap Time Cancelled [1'35.398] - Exceeded Track Limits - Turn 17
10.33.00	<b>88 M. OLIVEIRA</b>	#88 Lap Cancelled [1'35.835] - Course Cutting - Turn 17
10.33.13	<b>88 M. OLIVEIRA</b>	#88 Lap Cancelled [1'35.531] - Course Cutting on Previous Lap - Turn 17
10.45.22	<b>31 G. GERLOFF</b>	#31 Lap Time Cancelled [1'36.475] - Exceeded Track Limits - Turn 17
10.46.33	<b>47 A. BASSANI</b>	#47 Lap Time Cancelled [1'34.915] - Exceeded Track Limits - Turn 17
10.46.35	<b>31 G. GERLOFF</b>	#31 Lap Cancelled [1'37.154] - Course Cutting on Previous Lap - Turn 17
10.47.25	<b>54 B. SOFUOGLU</b>	#54 Lap Time Cancelled [1'35.842] - Exceeded Track Limits - Turn 18
10.48.25	<b>62 S. MANZI</b>	#62 Lap Time Cancelled [1'37.078] - Exceeded Track Limits - Turn 18
10.48.57	<b>62 S. MANZI</b>	#62 Lap Time Cancelled [1'36.729] - Exceeded Track Limits - Turn 18
10.50.26	<b>31 G. GERLOFF</b>	#31 Lap Time Cancelled [1'40.043] - Exceeded Track Limits - Turn 17
10.50.27	<b>47 A. BASSANI</b>	#47 Lap Cancelled [1'35.616] - Course Cutting on Previous Lap - Turn 17
10.51.38	<b>31 G. GERLOFF</b>	#31 Lap Cancelled [1'49.671] - Course Cutting on Previous Lap - Turn 17
10.52.27		Yellow Flag Out - Turn 10-11
10.52.38	<b>88 M. OLIVEIRA</b>	#88 Crashed - Turn 10
10.53.29		Yellow Flag In - Turn 10-11
10.53.29		Riders Under Yellow Flag at Turn 10-11: #22 #46 #34 #7 #5 #9 #62 #54 #35
10.57.01	<b>67 A. SURRA</b>	#67 Lap Time Cancelled [1'35.555] - Exceeded Track Limits - Turn 18
10.57.38	<b>34 L. BALDASSARRI</b>	#34 Lap Time Cancelled [1'39.178] - Exceeded Track Limits - Turn 18
10.58.06	<b>54 B. SOFUOGLU</b>	#54 Lap Time Cancelled [1'35.470] - Exceeded Track Limits - Turn 18
10.58.14		Yellow Flag Out - Turn 16-17
10.58.18	<b>9 D. PETRUCCI</b>	#9 Crashed - Turn 16
10.59.05		Yellow Flag In - Turn 16-17
10.59.05		Riders Under Yellow Flag at Turn 16-17: #54 #55 #62 #47 #14 #13
11.01.50	<b>47 A. BASSANI</b>	#47 Lap Time Cancelled [1'35.746] - Exceeded Track Limits - Turn 18
11.02.17	<b>13 M. RATO</b>	#13 Lap Time Cancelled [1'38.342] - Exceeded Track Limits - Turn 18
11.03.32	<b>62 S. MANZI</b>	#62 Lap Time Cancelled [1'36.073] - Exceeded Track Limits - Turn 17
11.04.31	<b>62 S. MANZI</b>	#62 Lap Time Cancelled [1'46.913] - Exceeded Track Limits - Turn 17
11.06.26	<b>62 S. MANZI</b>	#62 Lap Cancelled [1'36.106] - Course Cutting on Previous Lap - Turn 17
11.06.36	<b>13 M. RATO</b>	#13 Lap Time Cancelled [1'41.849] - Exceeded Track Limits - Turn 17
11.07.09		Yellow Flag Out - Turn 1-2
11.07.12		Yellow Flag Out - Turn 3
11.07.17		Yellow Flag Out - Turn 4
11.07.20		Yellow Flag Out - Turn 5
11.07.29		Yellow Flag Out - Turn 3-4
11.07.35		End of Session

17/04/2026 Start 10:20 End 11:07 The results are provisional until the end of the time limit for protests and appeals and the completion of the technical checks. Clerk Of The Course: **Roland Brontsema** Publication Time: **11:11**

These data/results cannot be reproduced, stored and/or transmitted in whole or in part by any manner of electronic, mechanical, photocopying, recording, broadcasting or otherwise now known or herein after developed without the previous express consent by the copyright owner, except for reproduction in daily press and regular printed publications on sale to the public within 60 days of the event related to those data/results and always provided that copyright symbol appears together as follows below.

© DORNA WSBK ORGANIZATION Srl 2026

## Pirelli Dutch Round, 17-19 April 2026

### Results Free Practice 1st Session

#### Fastest Laps Sequence

No.	Rider	Nat	Team	Bike	Local Time	Time	Gap	Avg
85	T. SMITS	NED	Team Apreco	Yamaha YZF R1	10:23'19.273	<b>1'36.691</b>		169,108
7	I. LECUONA	ESP	Aruba.it Racing - Ducati	Ducati Panigale V4R	10:23'52.407	<b>1'35.902</b>	-0.789	170,499
22	A. LOWES	GBR	bimota by Kawasaki Racing Team	bimota KB998 Rimini	10:24'16.061	<b>1'35.248</b>	-0.654	171,670
14	S. LOWES	GBR	ELF Marc VDS Racing Team	Ducati Panigale V4R	10:25'45.899	<b>1'34.867</b>	-0.381	172,359
22	A. LOWES	GBR	bimota by Kawasaki Racing Team	bimota KB998 Rimini	10:27'25.953	<b>1'34.817</b>	-0.050	172,450
11	N. BULEGA	ITA	Aruba.it Racing - Ducati	Ducati Panigale V4R	10:27'57.971	<b>1'34.456</b>	-0.361	173,109
14	S. LOWES	GBR	ELF Marc VDS Racing Team	Ducati Panigale V4R	10:28'55.286	<b>1'34.428</b>	-0.028	173,161
11	N. BULEGA	ITA	Aruba.it Racing - Ducati	Ducati Panigale V4R	10:29'32.203	<b>1'34.232</b>	-0.196	173,521
11	N. BULEGA	ITA	Aruba.it Racing - Ducati	Ducati Panigale V4R	10:31'06.405	<b>1'34.202</b>	-0.030	173,576
11	N. BULEGA	ITA	Aruba.it Racing - Ducati	Ducati Panigale V4R	10:34'14.654	<b>1'33.958</b>	-0.244	174,027
11	N. BULEGA	ITA	Aruba.it Racing - Ducati	Ducati Panigale V4R	10:56'14.724	<b>1'33.952</b>	-0.006	174,038

17/04/2026      Start 10:20      End 11:07      The results are provisional until the end of the time limit for protests and appeals and the completion of the technical checks.      Clerk Of The Course: **Roland Brontsema**      Publication Time: **11:11**

These data/results cannot be reproduced, stored and/or transmitted in whole or in part by any manner of electronic, mechanical, photocopying, recording, broadcasting or otherwise now known or herein after developed without the previous express consent by the copyright owner, except for reproduction in daily press and regular printed publications on sale to the public within 60 days of the event related to those data/results and always provided that copyright symbol appears together as follows below.

© DORNA WSBK ORGANIZATION Srl 2026

## Pirelli Dutch Round, 17-19 April 2026

### Best Sectors & Speed Free Practice 1st Session

BEST LAP		
1	<b>11</b> N. BULEGA	Ducati Panigale V4R 1'33.952
2	<b>7</b> I. LECUONA	Ducati Panigale V4R 1'34.208
3	<b>14</b> S. LOWES	Ducati Panigale V4R 1'34.428
4	<b>34</b> L. BALDASSARRI	Ducati Panigale V4R 1'34.527
5	<b>97</b> X. VIERGE	Yamaha YZF R1 1'34.713
6	<b>9</b> D. PETRUCCI	BMW M 1000 RR 1'34.737
7	<b>19</b> A. BAUTISTA	Ducati Panigale V4R 1'34.738
8	<b>22</b> A. LOWES	bimota KB998 Rimini 1'34.817
9	<b>5</b> Y. MONTELLA	Ducati Panigale V4R 1'34.820
10	<b>95</b> T. MACKENZIE	Ducati Panigale V4R 1'34.887
11	<b>47</b> A. BASSANI	bimota KB998 Rimini 1'35.016
12	<b>88</b> M. OLIVEIRA	BMW M 1000 RR 1'35.147
13	<b>55</b> A. LOCATELLI	Yamaha YZF R1 1'35.149
14	<b>31</b> G. GERLOFF	Kawasaki ZX-10RR 1'35.301
15	<b>54</b> B. SOFUOGLU	Yamaha YZF R1 1'35.455
16	<b>46</b> T. BRIDEWELL	Ducati Panigale V4R 1'35.464
17	<b>85</b> T. SMITS	Yamaha YZF R1 1'35.471
18	<b>87</b> R. GARDNER	Yamaha YZF R1 1'35.485
19	<b>65</b> J. REA	Honda CBR1000RR-R SP 1'35.592
20	<b>67</b> A. SURRA	Ducati Panigale V4R 1'35.748
21	<b>62</b> S. MANZI	Yamaha YZF R1 1'36.129
22	<b>35</b> S. CHANTRA	Honda CBR1000RR-R SP 1'36.276
23	<b>13</b> M. RATO	Yamaha YZF R1 1'36.519

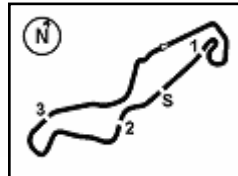
SPEED		
1	<b>88</b> M. OLIVEIRA	BMW M 1000 RR 296,7
2	<b>7</b> I. LECUONA	Ducati Panigale V4R 295,1
3	<b>9</b> D. PETRUCCI	BMW M 1000 RR 294,3
4	<b>95</b> T. MACKENZIE	Ducati Panigale V4R 293,5
5	<b>5</b> Y. MONTELLA	Ducati Panigale V4R 293,5
6	<b>67</b> A. SURRA	Ducati Panigale V4R 292,7
7	<b>46</b> T. BRIDEWELL	Ducati Panigale V4R 292,7
8	<b>11</b> N. BULEGA	Ducati Panigale V4R 292,7
9	<b>34</b> L. BALDASSARRI	Ducati Panigale V4R 291,9
10	<b>31</b> G. GERLOFF	Kawasaki ZX-10RR 291,1
11	<b>19</b> A. BAUTISTA	Ducati Panigale V4R 290,3
12	<b>97</b> X. VIERGE	Yamaha YZF R1 290,3
13	<b>87</b> R. GARDNER	Yamaha YZF R1 289,5
14	<b>35</b> S. CHANTRA	Honda CBR1000RR-R SP 289,5
15	<b>54</b> B. SOFUOGLU	Yamaha YZF R1 288,8
16	<b>14</b> S. LOWES	Ducati Panigale V4R 288,8
17	<b>62</b> S. MANZI	Yamaha YZF R1 288,0
18	<b>55</b> A. LOCATELLI	Yamaha YZF R1 288,0
19	<b>22</b> A. LOWES	bimota KB998 Rimini 287,2
20	<b>47</b> A. BASSANI	bimota KB998 Rimini 285,7
21	<b>65</b> J. REA	Honda CBR1000RR-R SP 285,7
22	<b>13</b> M. RATO	Yamaha YZF R1 282,0
23	<b>85</b> T. SMITS	Yamaha YZF R1 279,8

SEG. 1		SEG. 2		SEG. 3		SEG. 4	
1	<b>11</b> N. BULEGA 30.953	1	<b>11</b> N. BULEGA 14.723	1	<b>11</b> N. BULEGA 26.528	1	<b>11</b> N. BULEGA 21.631
2	<b>97</b> X. VIERGE 30.976	2	<b>14</b> S. LOWES 14.732	2	<b>14</b> S. LOWES 26.600	2	<b>14</b> S. LOWES 21.688
3	<b>7</b> I. LECUONA 30.998	3	<b>5</b> Y. MONTELLA 14.781	3	<b>7</b> I. LECUONA 26.642	3	<b>7</b> I. LECUONA 21.737
4	<b>9</b> D. PETRUCCI 31.089	4	<b>7</b> I. LECUONA 14.789	4	<b>5</b> Y. MONTELLA 26.663	4	<b>22</b> A. LOWES 21.743
5	<b>54</b> B. SOFUOGLU 31.093	5	<b>34</b> L. BALDASSARRI 14.801	5	<b>19</b> A. BAUTISTA 26.699	5	<b>55</b> A. LOCATELLI 21.764
6	<b>5</b> Y. MONTELLA 31.139	6	<b>22</b> A. LOWES 14.803	6	<b>9</b> D. PETRUCCI 26.713	6	<b>34</b> L. BALDASSARRI 21.765
7	<b>19</b> A. BAUTISTA 31.146	7	<b>19</b> A. BAUTISTA 14.869	7	<b>88</b> M. OLIVEIRA 26.718	7	<b>9</b> D. PETRUCCI 21.828
8	<b>47</b> A. BASSANI 31.175	8	<b>95</b> T. MACKENZIE 14.906	8	<b>97</b> X. VIERGE 26.720	8	<b>19</b> A. BAUTISTA 21.853
9	<b>34</b> L. BALDASSARRI 31.177	9	<b>9</b> D. PETRUCCI 14.914	9	<b>34</b> L. BALDASSARRI 26.765	9	<b>95</b> T. MACKENZIE 21.890
10	<b>95</b> T. MACKENZIE 31.181	10	<b>97</b> X. VIERGE 14.916	10	<b>47</b> A. BASSANI 26.805	10	<b>47</b> A. BASSANI 21.891
11	<b>14</b> S. LOWES 31.197	11	<b>55</b> A. LOCATELLI 14.921	11	<b>22</b> A. LOWES 26.828	11	<b>5</b> Y. MONTELLA 21.901
12	<b>31</b> G. GERLOFF 31.225	12	<b>47</b> A. BASSANI 14.934	12	<b>95</b> T. MACKENZIE 26.835	12	<b>85</b> T. SMITS 21.922
13	<b>88</b> M. OLIVEIRA 31.233	13	<b>85</b> T. SMITS 14.936	13	<b>85</b> T. SMITS 26.862	13	<b>97</b> X. VIERGE 21.955
14	<b>22</b> A. LOWES 31.252	14	<b>87</b> R. GARDNER 14.959	14	<b>46</b> T. BRIDEWELL 26.878	14	<b>87</b> R. GARDNER 21.975
15	<b>55</b> A. LOCATELLI 31.289	15	<b>88</b> M. OLIVEIRA 14.974	15	<b>54</b> B. SOFUOGLU 26.881	15	<b>31</b> G. GERLOFF 21.982
16	<b>85</b> T. SMITS 31.334	16	<b>31</b> G. GERLOFF 14.985	16	<b>65</b> J. REA 26.882	16	<b>54</b> B. SOFUOGLU 22.015
17	<b>67</b> A. SURRA 31.350	17	<b>67</b> A. SURRA 14.996	17	<b>67</b> A. SURRA 26.885	17	<b>46</b> T. BRIDEWELL 22.047
18	<b>46</b> T. BRIDEWELL 31.377	18	<b>46</b> T. BRIDEWELL 14.999	18	<b>31</b> G. GERLOFF 26.953	18	<b>67</b> A. SURRA 22.064
19	<b>65</b> J. REA 31.384	19	<b>65</b> J. REA 15.013	19	<b>55</b> A. LOCATELLI 27.006	19	<b>65</b> J. REA 22.065
20	<b>87</b> R. GARDNER 31.442	20	<b>62</b> S. MANZI 15.069	20	<b>87</b> R. GARDNER 27.053	20	<b>62</b> S. MANZI 22.073
21	<b>62</b> S. MANZI 31.494	21	<b>54</b> B. SOFUOGLU 15.088	21	<b>35</b> S. CHANTRA 27.116	21	<b>88</b> M. OLIVEIRA 22.124
22	<b>35</b> S. CHANTRA 31.539	22	<b>35</b> S. CHANTRA 15.148	22	<b>62</b> S. MANZI 27.211	22	<b>35</b> S. CHANTRA 22.310
23	<b>13</b> M. RATO 31.687	23	<b>13</b> M. RATO 15.183	23	<b>13</b> M. RATO 27.286	23	<b>13</b> M. RATO 22.363

17/04/2026

These data/results cannot be reproduced, stored and/or transmitted in whole or in part by any manner of electronic, mechanical, photocopying, recording, broadcasting or otherwise now known or herein after developed without the previous express consent by the copyright owner, except for reproduction in daily press and regular printed publications on sale to the public within 60 days of the event related to those data/results and always provided that copyright symbol appears together as follows below.

© DORNA WSBK ORGANIZATION Srl 2026



TT Circuit Assen 4.542 m

## Pirelli Dutch Round, 17-19 April 2026

### Ideal Times Free Practice 1st Session

No.	Rider	Nat	Bike	Seg. 1	Seg. 2	Seg. 3	Seg. 4	Ideal Time		
				Diff. 1	Diff. 2	Diff. 3	Diff. 4	Best Lap	Pos.	Diff.
1	<b>11 N. BULEGA</b>	ITA	Ducati Panigale V4R	<b>30.953</b> +0.073	<b>14.723</b>	<b>26.528</b> +0.044	<b>21.631</b>	<b>1'33.835</b> 1'33.952	1	0.117
2	<b>7 I. LECUONA</b>	ESP	Ducati Panigale V4R	30.998	14.789 +0.042	26.642	21.737	<b>1'34.166</b> 1'34.208	2	0.042
3	<b>14 S. LOWES</b>	GBR	Ducati Panigale V4R	31.197	14.732 +0.181	26.600 +0.030	21.688	<b>1'34.217</b> 1'34.428	3	0.211
4	<b>5 Y. MONTELLA</b>	ITA	Ducati Panigale V4R	31.139 +0.160	14.781	26.663 +0.066	21.901 +0.110	<b>1'34.484</b> 1'34.820	9	0.336
5	<b>34 L. BALDASSARRI</b>	ITA	Ducati Panigale V4R	31.177	14.801	26.765 +0.006	21.765 +0.013	<b>1'34.508</b> 1'34.527	4	0.019
6	<b>9 D. PETRUCCI</b>	ITA	BMW M 1000 RR	31.089 +0.173	14.914	26.713 +0.014	21.828 +0.006	<b>1'34.544</b> 1'34.737	6	0.193
7	<b>19 A. BAUTISTA</b>	ESP	Ducati Panigale V4R	31.146 +0.008	14.869	26.699 +0.163	21.853	<b>1'34.567</b> 1'34.738	7	0.171
8	<b>97 X. VIERGE</b>	ESP	Yamaha YZF R1	30.976	14.916	26.720 +0.001	21.955 +0.145	<b>1'34.567</b> 1'34.713	5	0.146
9	<b>22 A. LOWES</b>	GBR	bimota KB998 Rimini	31.252 +0.027	14.803 +0.071	26.828 +0.019	21.743 +0.074	<b>1'34.626</b> 1'34.817	8	0.191
10	<b>47 A. BASSANI</b>	ITA	bimota KB998 Rimini	31.175	14.934 +0.060	26.805 +0.072	21.891 +0.079	<b>1'34.805</b> 1'35.016	11	0.211
11	<b>95 T. MACKENZIE</b>	GBR	Ducati Panigale V4R	31.181	14.906 +0.075	26.835	21.890	<b>1'34.812</b> 1'34.887	10	0.075
12	<b>55 A. LOCATELLI</b>	ITA	Yamaha YZF R1	31.289 +0.067	14.921 +0.102	27.006	21.764	<b>1'34.980</b> 1'35.149	13	0.169
13	<b>88 M. OLIVEIRA</b>	POR	BMW M 1000 RR	31.233 +0.012	14.974	26.718	22.124 +0.086	<b>1'35.049</b> 1'35.147	12	0.098
14	<b>85 T. SMITS</b>	NED	Yamaha YZF R1	31.334	14.936	26.862 +0.108	21.922 +0.309	<b>1'35.054</b> 1'35.471	17	0.417
15	<b>54 B. SOFUOGLU</b>	TUR	Yamaha YZF R1	31.093 +0.148	15.088 +0.075	26.881 +0.155	22.015	<b>1'35.077</b> 1'35.455	15	0.378
16	<b>31 G. GERLOFF</b>	USA	Kawasaki ZX-10RR	31.225 +0.018	14.985	26.953	21.982 +0.138	<b>1'35.145</b> 1'35.301	14	0.156
17	<b>67 A. SURRA</b>	ITA	Ducati Panigale V4R	31.350 +0.075	14.996 +0.055	26.885 +0.157	22.064 +0.166	<b>1'35.295</b> 1'35.748	20	0.453
18	<b>46 T. BRIDEWELL</b>	GBR	Ducati Panigale V4R	31.377 +0.163	14.999	26.878	22.047	<b>1'35.301</b> 1'35.464	16	0.163
19	<b>65 J. REA</b>	GBR	Honda CBR1000RR-R SP	31.384 +0.008	15.013 +0.023	26.882 +0.134	22.065 +0.083	<b>1'35.344</b> 1'35.592	19	0.248
20	<b>87 R. GARDNER</b>	AUS	Yamaha YZF R1	31.442 +0.014	14.959	27.053	21.975 +0.042	<b>1'35.429</b> 1'35.485	18	0.056
21	<b>62 S. MANZI</b>	ITA	Yamaha YZF R1	31.494 +0.194	15.069 +0.041	27.211 +0.047	22.073	<b>1'35.847</b> 1'36.129	21	0.282
22	<b>35 S. CHANTRA</b>	THA	Honda CBR1000RR-R SP	31.539 +0.043	15.148 +0.021	27.116 +0.004	22.310 +0.095	<b>1'36.113</b> 1'36.276	22	0.163
23	<b>13 M. RATO</b>	ITA	Yamaha YZF R1	31.687	15.183	27.286	22.363	<b>1'36.519</b> 1'36.519	23	
<b>Overall Ideal Time</b>				30.953	14.723	26.528	21.631	<b>1'33.835</b>		

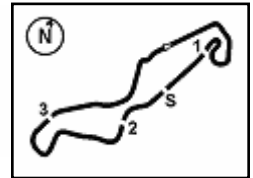
17/04/2026

These data/results cannot be reproduced, stored and/or transmitted in whole or in part by any manner of electronic, mechanical, photocopying, recording, broadcasting or otherwise now known or herein after developed without the previous express consent by the copyright owner, except for reproduction in daily press and regular printed publications on sale to the public within 60 days of the event related to those data/results and always provided that copyright symbol appears together as follows below.

© DORNA WSBK ORGANIZATION Srl 2026

FICR PERUGIA TIMING





## Pirelli Dutch Round, 17-19 April 2026

### Chronological Analysis Free Practice 1st Session

1° 11 N. BULEGA [1'33.952]							
Lap	Seg1	Seg2	Seg3	Seg4	Lap Time	km/h	Local Time
1	31.799	15.922	27.769	22.620	1'36.059	272,7	10:23'12.246
2	31.615	15.111	27.040	22.109	1'35.210	289,5	10:24'48.305
3	30.997	14.812	26.721	21.926	1'34.456	290,3	10:27'57.971
4	31.149	14.809	26.600	21.674	1'34.232	291,1	10:29'32.203
5	30.962	14.804	26.688	21.748	1'34.202	290,3	10:31'06.405
6	31.105	14.736	26.628	21.822	1'34.291	291,1	10:32'40.696
7	<b>30.953</b>	14.789	26.585	<b>21.631</b>	1'33.958	289,5	10:34'14.654
8	31.818	15.704	27.887	33.506	1'48.915P	277,6	10:36'03.569
9	7'17.309	15.305	27.142	21.849	8'21.605P	287,2	10:44'25.174
10	31.511	15.300	26.855	21.749	1'35.415	290,3	10:46'00.589
11	30.973	14.821	<b>26.528</b>	21.844	1'34.166	290,3	10:47'34.755
12	31.355	15.197	28.292	32.902	1'47.746P	289,5	10:49'22.501
13	4'14.437	15.143	26.826	21.865	5'18.271P	288,8	10:54'40.772
14	31.026	<b>14.723</b>	26.572	<b>21.631</b>	<b>1'33.952</b>	290,3	10:56'14.724
15	33.202	14.860	26.972	21.826	1'36.860	291,1	10:57'51.584
16	31.172	14.761	26.562	21.782	1'34.277	288,0	10:59'25.861
17	31.235	15.916	27.292	21.915	1'36.358	291,9	11:01'02.219
18	31.310	14.759	26.765	21.689	1'34.523	291,9	11:02'36.742
19	31.578	14.961	27.504	22.240	1'36.283	<b>292,7</b>	11:04'13.025
20	31.210	14.765	26.681	22.455	1'35.111	<b>292,7</b>	11:05'48.136

2° 7 I. LECUONA [1'34.208]							
Lap	Seg1	Seg2	Seg3	Seg4	Lap Time	km/h	Local Time
1	31.556	16.412	27.714	22.771	1'35.902	279,1	10:22'16.505
2	31.562	15.192	26.967	22.187	1'35.902	291,9	10:23'52.407
3	31.388	15.021	26.834	22.099	1'35.342	293,5	10:25'28.115
4	31.253	14.982	26.752	21.845	1'34.832	293,5	10:27'03.457
5	31.058	14.827	26.644	22.406	1'34.935	<b>295,1</b>	10:30'13.224
6	31.203	15.125	26.823	22.260	1'35.411	294,3	10:31'48.635
7	31.056	14.924	26.693	21.817	1'34.490	291,9	10:33'23.125
8	31.306	15.004	26.720	21.924	1'34.954	291,9	10:34'58.079
9	<b>30.998</b>	14.831	<b>26.642</b>	<b>21.737</b>	<b>1'34.208</b>	290,3	10:36'32.287
10	32.438	15.226	27.614	33.525	1'48.803P	286,5	10:38'21.090
11	13'54.416	15.227	27.249	22.304	14'59.196CP	288,0	10:53'20.286
12	31.219	14.979	26.937	22.031	1'35.166	291,1	10:54'55.452
13	31.136	14.928	26.904	21.768	1'34.736	292,7	10:56'30.188
14	31.093	14.813	26.780	22.043	1'34.729	292,7	10:58'04.917
15	31.092	<b>14.789</b>	26.768	21.948	1'34.597	293,5	10:59'39.514
16	31.158	14.907	26.850	21.969	1'34.884	291,9	11:01'14.398
17	31.157	14.873	26.964	21.889	1'34.883	290,3	11:02'49.281
18	31.100	14.942	26.834	22.053	1'34.929	294,3	11:04'24.210
19	31.234	14.862	26.856	22.038	1'34.990	293,5	11:05'59.200

3° 14 S. LOWES [1'34.428]							
Lap	Seg1	Seg2	Seg3	Seg4	Lap Time	km/h	Local Time
1	31.952	16.892	28.812	23.562	1'36.413	238,4	10:22'34.619
2	31.461	14.931	26.636	21.839	1'34.867	288,0	10:24'11.032
3	31.207	14.952	26.910	21.890	1'34.959	288,0	10:25'45.899
4	<b>31.197</b>	14.913	26.630	<b>21.688</b>	<b>1'34.428</b>	<b>288,8</b>	10:27'20.858
5	33.598	15.374	27.345	34.739	1'51.056P	285,0	10:30'46.342
6	8'05.552	15.512	27.378	22.252	9'10.694P	282,7	10:39'57.036
7	31.497	14.979	26.861	21.893	1'35.230	286,5	10:41'32.266
8	31.448	14.879	26.736	24.103	1'37.166	284,2	10:43'09.432
9	32.080	14.915	26.728	21.897	1'35.620	285,0	10:44'45.052
10	31.376	14.831	<b>26.600</b>	21.890	1'34.697	285,7	10:46'19.749
11	31.386	14.905	26.752	21.780	1'34.823	288,0	10:47'54.572
12	37.369	16.044	28.494	33.544	1'55.451P	271,4	10:49'50.023
13	6'34.045	15.348	27.310	22.164	7'38.867P	281,3	10:57'28.890
14	31.236	14.853	26.696	22.144	1'34.929C	286,5	10:59'03.819

15	31.234	<b>14.732</b>	26.774	21.760	1'34.500	<b>288,8</b>	11:00'38.319
16	31.278	14.845	26.819	21.882	1'34.824	285,7	11:02'13.143
17	34.226	15.518	27.701	22.298	1'39.743	283,5	11:03'52.886
18	31.334	14.838	26.772	21.881	1'34.825	287,2	11:05'27.711

4° 34 L. BALDASSARRI [1'34.527]							
Lap	Seg1	Seg2	Seg3	Seg4	Lap Time	km/h	Local Time
1	32.203	16.657	29.003	23.647	1'37.527	266,0	10:22'14.575
2	32.037	15.416	27.378	22.530	1'37.527	284,2	10:23'52.102
3	31.530	15.167	26.968	21.962	1'36.548	287,2	10:25'28.650
4	31.526	15.097	27.006	23.202	1'36.831	288,0	10:28'41.108
5	34.375	18.992	27.988	31.891	1'53.246P	163,4	10:30'34.354
6	8'49.610	15.557	28.181	22.966	9'56.314P	281,3	10:40'30.668
7	31.470	14.991	26.909	22.390	1'35.760	287,2	10:42'06.428
8	31.453	14.972	26.957	21.944	1'35.326	286,5	10:43'41.754
9	31.426	14.959	26.881	<b>21.765</b>	1'35.031	288,0	10:45'16.785
10	33.116	15.896	28.193	22.463	1'39.668	269,3	10:46'56.453
11	31.241	14.971	<b>26.765</b>	21.823	1'34.800	288,0	10:48'31.253
12	31.308	15.088	27.049	21.894	1'35.339	283,5	10:50'06.592
13	31.189	14.888	26.852	21.880	1'34.809	287,2	10:51'41.401
14	31.344	14.991	26.897	21.818	1'35.050C	287,2	10:53'16.451
15	33.330	15.110	28.711	22.027	1'39.178C	284,2	10:54'55.629
16	31.322	14.885	26.851	21.774	1'34.832	289,5	10:56'30.461
17	31.289	14.880	26.834	21.849	1'34.852	<b>291,9</b>	10:58'05.313
18	<b>31.177</b>	<b>14.801</b>	26.771	21.778	<b>1'34.527</b>	291,1	10:59'39.840
19	39.177	17.829	30.674	23.712	1'51.392	237,9	11:01'31.232
20	32.157	15.597	28.596	22.664	1'39.014	282,7	11:03'10.246
21	31.272	15.086	27.155	22.142	1'35.655	285,0	11:04'45.901
22	31.267	14.879	26.903	21.848	1'34.897	289,5	11:06'20.798

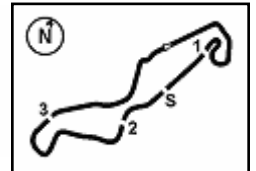
5° 97 X. VIERGE [1'34.713]							
Lap	Seg1	Seg2	Seg3	Seg4	Lap Time	km/h	Local Time
1	32.432	16.005	28.919	25.487	1'38.481	284,2	10:21'58.631
2	31.516	15.687	27.822	22.540	1'38.481	274,1	10:23'37.112
3	31.389	15.240	26.915	22.313	1'35.984	288,8	10:25'13.096
4	31.389	15.056	27.020	22.321	1'35.786	<b>290,3</b>	10:26'48.882
5	31.912	19.824	29.728	22.292	1'43.756	152,1	10:28'32.638
6	31.246	15.024	26.843	22.123	1'35.236	288,0	10:30'07.874
7	31.239	15.080	26.894	22.621	1'35.834	288,0	10:31'43.708
8	31.380	15.063	26.975	22.183	1'35.601	285,7	10:33'19.309
9	36.070	15.351	27.165	32.510	1'51.096P	285,7	10:35'10.405
10	7'42.265	15.889	27.556	22.549	8'48.259P	277,6	10:43'58.664
11	31.495	15.216	26.916	22.215	1'35.842	282,7	10:45'34.506
12	37.544	16.710	26.987	22.086	1'43.327	257,8	10:47'17.833
13	31.246	14.951	26.881	22.364	1'35.442	285,7	10:48'53.275
14	32.943	15.395	26.906	22.253	1'37.497	280,5	10:50'30.772
15	31.285	15.186	26.796	22.105	1'35.372P	285,7	10:52'16.144
16	7'02.101	15.218	26.966	22.315	8'06.600P	286,5	11:00'22.744
17	<b>30.976</b>	<b>14.916</b>	26.721	22.100	<b>1'34.713</b>	287,2	11:01'57.457
18	31.214	14.998	<b>26.720</b>	22.309	1'35.241	286,5	11:03'32.698
19	31.292	14.974	26.770	<b>21.955</b>	1'34.991	288,8	11:05'07.689

6° 9 D. PETRUCCI [1'34.737]							
Lap	Seg1	Seg2	Seg3	Seg4	Lap Time	km/h	Local Time
1	32.186	16.642	29.257	24.296	1'37.573	266,7	10:21'56.349
2	31.703	15.348	27.430	22.609	1'37.573	288,8	10:23'33.922
3	31.703	15.224	27.156	22.333	1'36.416	289,5	10:25'10.338
4	31.550	15.100	26.860	21.905	1'35.415	292,7	10:26'45.753
5	31.383	15.175	26.991	22.013	1'35.562	288,0	10:28'21.315
6	34.196	15.362	27.893	22.596	1'40.047	287,2	10:30'01.362
7	31.434	15.090	27.008	21.975	1'35.507	286,5	10:31'36.869
8	31.326	15.120	26.904	21.884	1'35.234	285,7	10:33'12.103

17/04/2026 P = Pits In/Out - C = Lap Time Cancelled

These data/results cannot be reproduced, stored and/or transmitted in whole or in part by any manner of electronic, mechanical, photocopying, recording, broadcasting or otherwise now known or herein after developed without the previous express consent by the copyright owner, except for reproduction in daily press and regular printed publications on sale to the public within 60 days of the event related to those data/results and always provided that copyright symbol appears together as follows below.

© DORNA WSBK ORGANIZATION Srl 2026



TT Circuit Assen 4.542 m

**Pirelli Dutch Round, 17-19 April 2026**  
**Chronological Analysis Free Practice 1st Session**

2 / 5

8	35.593	15.859	29.886	25.025	1'46.363	275,5	10:34'58.466	7	31.461	15.125	26.901	21.944	1'35.431	291,1	10:33'08.533
9	31.262	<b>14.914</b>	26.727	21.834	<b>1'34.737</b>	288,8	10:36'33.203	8	31.389	15.067	26.970	21.935	1'35.361	291,9	10:34'43.894
10	34.610	15.613	27.916	32.553	1'50.692P	280,5	10:38'23.895	9	31.262	15.202	28.505	32.850	1'47.819P	290,3	10:36'31.713
11	12'16.535	15.340	27.705	24.141	13'23.721P	285,0	10:51'47.616	10	12'35.271	15.258	27.266	22.195	13'39.990P	286,5	10:50'11.703
12	31.303	15.162	27.342	22.260	1'36.067C	291,1	10:53'23.683	11	31.419	14.972	27.035	22.193	1'35.619	291,1	10:51'47.322
13	31.162	14.972	26.865	<b>21.828</b>	1'34.827	<b>294,3</b>	10:54'58.510	12	31.425	15.036	27.130	22.232	1'35.823C	291,9	10:53'23.145
14	33.533	15.292	26.980	21.835	1'37.640	288,8	10:56'36.150	13	31.323	14.953	27.000	21.992	1'35.268	291,9	10:54'58.413
15	<b>31.089</b>	14.923	<b>26.713</b>			291,9		14	32.675	15.078	27.079	<b>21.901</b>	1'36.733	290,3	10:56'35.146
								15	31.319	14.891	26.945	21.919	1'35.074	291,9	10:58'10.220
								16	31.458	15.021	27.258	31.108	1'44.845P	290,3	10:59'55.065
								17	2'15.545	14.939	26.953	22.110	3'19.547P	289,5	11:03'14.612
								18	31.299	<b>14.781</b>	26.729	22.011	<b>1'34.820</b>	292,7	11:04'49.432
								19	<b>31.139</b>	14.838	<b>26.663</b>	23.247	1'35.887	<b>293,5</b>	11:06'25.319

**7° 19 A. BAUTISTA [1'34.738]**

Lap	Seg1	Seg2	Seg3	Seg4	Lap Time	km/h	Local Time
		16.100	27.920	22.733	278,4	10:22'55.336	
1	32.416	15.354	26.981	22.415	1'37.166	288,8	10:24'32.502
2	31.577	15.227	26.955	22.422	1'36.181	288,0	10:26'08.683
3	31.602	15.121	26.834	22.068	1'35.625	288,8	10:27'44.308
4	31.343	15.007	26.827	22.103	1'35.280	288,8	10:29'19.588
5	31.321	14.917	<b>26.699</b>	22.035	1'34.972	289,5	10:30'54.560
6	31.268	15.010	26.816	22.116	1'35.210	288,0	10:32'29.770
7	31.252	14.902	26.800	22.069	1'35.023	288,0	10:34'04.793
8	<b>31.146</b>	14.928	26.810	21.924	1'34.808	289,5	10:35'39.601
9	33.679	15.484	27.714	31.717	1'48.594P	285,7	10:37'28.195
10	9'25.804	15.367	27.552	22.411	10'31.134P	287,2	10:47'59.329
11	31.380	14.982	26.835	22.101	1'35.298	287,2	10:49'34.627
12	31.335	14.987	26.743	22.032	1'35.097	287,2	10:51'09.724
13	31.215	15.003	26.795	21.998	1'35.011	288,8	10:52'44.735
14	31.154	<b>14.869</b>	26.862	<b>21.853</b>	<b>1'34.738</b>	288,8	10:54'19.473
15	31.503	15.100	29.742	34.812	1'51.157P	287,2	10:56'10.630
16	3'07.023	15.100	27.139	22.319	4'11.581P	289,5	11:00'22.211
17	31.163	14.923	26.804	21.976	1'34.866	<b>290,3</b>	11:01'57.077
18	31.210	14.953	26.821	22.095	1'35.079	289,5	11:03'32.156
19	31.301	14.964	26.734	22.185	1'35.184	288,0	11:05'07.340

**8° 22 A. LOWES [1'34.817]**

Lap	Seg1	Seg2	Seg3	Seg4	Lap Time	km/h	Local Time
		15.633	27.299	22.267	282,0	10:22'40.813	
1	<b>31.252</b>	15.134	26.951	21.911	1'35.248	285,0	10:24'16.061
2	31.542	14.937	26.853	<b>21.743</b>	1'35.075	285,7	10:25'51.136
3	31.279	14.874	26.847	21.817	<b>1'34.817</b>	285,7	10:27'25.953
4	36.691	15.094	26.936	22.306	1'41.027	285,0	10:29'06.980
5	31.270	14.910	26.832	21.979	1'34.991	285,0	10:30'41.971
6	33.169	15.493	27.723	34.860	1'51.245P	285,0	10:32'33.216
7	14'44.220	15.900	27.449	22.345	15'49.914P	268,7	10:48'23.130
8	31.556	15.086	26.997	22.025	1'35.664	283,5	10:49'58.794
9	31.554	14.996	26.890	21.857	1'35.297	283,5	10:51'34.091
10	31.423	15.016	27.039	21.899	1'35.377C	284,2	10:53'09.468
11	31.492	14.867	26.932	21.912	1'35.203	284,2	10:54'44.671
12	31.357	14.844	26.978	21.819	1'34.998	285,7	10:56'19.669
13	31.290	14.965	<b>26.828</b>	23.357	1'36.440	285,7	10:57'56.109
14	34.363	15.217	27.106	22.233	1'38.919	282,0	10:59'35.028
15	31.518	14.998	27.011	22.061	1'35.588	285,7	11:01'10.616
16	31.471	14.940	26.880	22.001	1'35.292	285,0	11:02'45.908
17	47.429	15.314	27.041	22.001	1'51.785	286,5	11:04'37.693
18	31.362	<b>14.803</b>	27.064	21.926	1'35.155	<b>287,2</b>	11:06'12.848

**9° 5 Y. MONTELLA [1'34.820]**

Lap	Seg1	Seg2	Seg3	Seg4	Lap Time	km/h	Local Time
		16.956	28.820	23.797	250,0	10:21'56.130	
1	32.168	15.285	27.394	22.712	1'37.559	288,8	10:23'33.689
2	31.690	15.246	27.137	22.440	1'36.513	291,1	10:25'10.202
3	31.421	15.121	26.847	22.096	1'35.485	291,9	10:26'45.687
4	31.536	15.293	27.007	22.068	1'35.904	276,9	10:28'21.591
5	31.363	15.257	27.069	22.055	1'35.744	287,2	10:29'57.335
6	31.289	15.194	27.017	22.267	1'35.767	290,3	10:31'33.102

**10° 95 T. MACKENZIE [1'34.887]**

Lap	Seg1	Seg2	Seg3	Seg4	Lap Time	km/h	Local Time
		16.359	27.977	22.969	261,5	10:22'01.454	
1	31.922	15.338	27.196	22.489	1'36.945	286,5	10:23'38.399
2	31.886	15.176	27.206	22.339	1'36.607	<b>293,5</b>	10:25'15.006
3	32.269	15.084	26.991	22.128	1'36.472	286,5	10:26'51.478
4	31.461	15.152	27.325	22.271	1'36.209	286,5	10:28'27.687
5	31.463	15.155	28.951	28.230	1'43.799	286,5	10:30'11.486
6	<b>31.181</b>	14.981	<b>26.835</b>	<b>21.890</b>	<b>1'34.887</b>	289,5	10:31'46.373
7	35.869	14.978	27.221	32.695	1'50.763P	290,3	10:33'37.136
8	8'04.760	15.618	27.807	32.184	9'11.369P	279,8	10:42'48.505
9	31.338	15.068	27.106	21.993	1'35.505	285,0	10:44'24.010
10	31.349	15.058	26.909	22.026	1'35.342	281,3	10:45'59.352
11	37.330	15.125	27.352	31.906	1'51.713P	282,0	10:47'51.065
12	7'00.386	16.740	30.198	22.642	8'09.966P	254,1	10:56'01.031
13	31.252	14.963	26.968	22.183	1'35.366	285,7	10:57'36.397
14	41.472	15.184	27.068	22.518	1'46.242	286,5	10:59'22.639
15	31.240	14.913	27.085	22.082	1'35.320	290,3	11:00'57.959
16	31.242	14.993	26.985	22.213	1'35.433	289,5	11:02'33.392
17	31.388	15.823	33.791	22.262	1'43.264	291,1	11:04'16.656
18	31.208	<b>14.906</b>	27.072	22.130	1'35.316	288,8	11:05'51.972

**11° 47 A. BASSANI [1'35.016]**

Lap	Seg1	Seg2	Seg3	Seg4	Lap Time	km/h	Local Time
		15.604	27.443	22.308	281,3	10:22'44.580	
1	31.581	15.079	26.830	21.936	1'35.426C	282,7	10:24'20.006
2	<b>31.175</b>	14.994	26.877	21.970	<b>1'35.016</b>	284,2	10:25'55.022
3	31.586	15.016	26.933	22.238	1'35.773C	285,0	10:27'30.795
4	31.391	14.997	27.120	21.950	1'35.458C	283,5	10:29'06.253
5	36.294	15.575	27.833	32.632	1'52.334P	279,8	10:30'58.587
6	9'24.419	15.339	27.219	22.275	10'29.252P	281,3	10:41'27.839
7	31.305	<b>14.934</b>	26.943	<b>21.891</b>	1'35.073	282,7	10:43'02.912
8	31.277	14.961	<b>26.805</b>	21.872	1'34.915C	282,0	10:44'37.827
9	31.532	14.969	<b>26.990</b>	22.125	1'35.616C	279,8	10:46'13.443
10	31.505	15.074	27.089	22.190	1'35.858	<b>285,7</b>	10:47'49.301
11	31.446	15.079	27.047	21.922	1'35.494	284,2	10:49'24.795
12	36.596	15.497	28.002	32.540	1'52.635P	278,4	10:51'17.430
13	6'31.139	15.296	27.222	22.189	7'35.846CP	279,8	10:58'53.276
14	31.547	15.016	27.086	22.097	1'35.746C	283,5	11:00'29.022
15	31.267	14.963	27.044	22.361	1'35.635	282,0	11:02'04.657
16	31.397	15.018	27.094	22.067	1'35.576	282,7	11:03'40.233
17	31.518	15.025	27.199	22.016	1'35.758	282,7	11:05'15.991

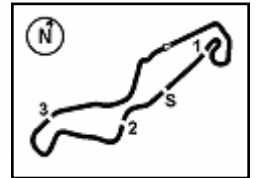
**12° 88 M. OLIVEIRA [1'35.147]**

Lap	Seg1	Seg2	Seg3	Seg4	Lap Time	km/h	Local Time
		16.106	28.088	23.349	288,8	10:22'03.248	
1	32.070	15.576	27.195	22.643	1'37.484	292,7	10:23'40.732
2	31.361	15.391	27.075	22.191	1'36.018	294,3	10:25'16.750
3	31.491	15.605	28.905	25.173	1'41.174	295,1	10:26'57.924

17/04/2026 P = Pits In/Out - C = Lap Time Cancelled

These data/results cannot be reproduced, stored and/or transmitted in whole or in part by any manner of electronic, mechanical, photocopying, recording, broadcasting or otherwise now known or herein after developed without the previous express consent by the copyright owner, except for reproduction in daily press and regular printed publications on sale to the public within 60 days of the event related to those data/results and always provided that copyright symbol appears together as follows below.

© DORNA WSBK ORGANIZATION Srl 2026



TT Circuit Assen 4.542 m

## Pirelli Dutch Round, 17-19 April 2026

### Chronological Analysis Free Practice 1st Session

3 / 5

4	31.553	15.096	26.821	22.365	1'35.835C	293,5	10:28'33.759	4	31.462	15.125	27.225	22.231	1'36.043	286,5	10:28'27.771
5	31.541	15.118	26.786	22.086	1'35.531C	<b>296,7</b>	10:30'09.290	5	31.603	15.158	27.102	22.199	1'36.062	285,0	10:30'03.833
6	31.348	15.040	26.965	<b>22.124</b>	1'35.477	295,9	10:31'44.767	6	31.622	15.224	27.168	22.215	1'36.229	284,2	10:31'40.062
7	35.073	15.307	29.502	33.009	1'52.891P	293,5	10:33'37.658	7	35.910	15.454	28.119	33.983	1'53.466P	282,0	10:33'33.528
8	10'09.865	15.630	27.889	22.450	1'15.834P	290,3	10:44'53.492	8	5'49.084	15.256	27.685	22.222	6'54.247P	283,5	10:40'27.775
9	31.968	15.240	27.211	22.382	1'36.801	289,5	10:46'30.293	9	31.571	15.140	27.032	22.170	1'35.913	283,5	10:42'03.688
10	35.463	15.288	27.320	22.578	1'40.649	288,0	10:48'10.942	10	31.314	15.147	27.008	22.201	1'35.670	282,7	10:43'39.358
11	31.358	15.153	26.840	22.132	1'35.483	288,8	10:49'46.425	11	31.298	15.320	27.080	22.144	1'35.842C	284,2	10:45'15.200
12	31.245	<b>14.974</b>	<b>26.718</b>	22.210	<b>1'35.147</b>	292,7	10:51'21.572	12	31.603	15.255	27.310	22.382	1'36.550	284,2	10:46'51.750
13	<b>31.233</b>	15.071				291,1		13	32.478	15.443	30.350	34.682	1'52.953P	283,5	10:48'44.703

13° 55 A. LOCATELLI (1'35.149)							
Lap	Seg1	Seg2	Seg3	Seg4	Lap Time	km/h	Local Time
		16.816	29.448	25.648		255,3	10:21'58.247
1	32.589	15.682	29.964	25.420	1'43.655	278,4	10:23'41.902
2	31.816	15.333	27.251	22.402	1'36.442	286,5	10:25'18.344
3	31.476	15.049	27.064	21.859	1'35.448	<b>288,0</b>	10:26'53.792
4	32.888	15.278	27.554	31.470	1'47.190P	285,7	10:28'40.982
5	5'12.777	16.104	27.327	22.052	6'18.260P	250,0	10:34'59.242
6	31.712	15.075	27.149	21.928	1'35.864	286,5	10:36'35.106
7	31.400	15.100	27.118	21.971	1'35.589	283,5	10:38'10.695
8	31.412	15.027	27.305	21.978	1'35.722	285,0	10:39'46.417
9	31.367	15.139	27.090	22.044	1'35.640	285,0	10:41'22.057
10	31.399	15.081	27.216	22.017	1'35.713	283,5	10:42'57.770
11	31.489	15.126	27.186	22.103	1'35.904	284,2	10:44'33.674
12	31.391	15.079	27.164	21.952	1'35.586	283,5	10:46'09.260
13	31.418	15.050	27.118	21.930	1'35.516	286,5	10:47'44.776
14	32.584	15.724	28.081	31.540	1'47.929P	282,0	10:49'32.705
15	7'58.714	15.183	27.309	22.356	9'03.562CP	285,0	10:58'36.267
16	31.356	15.023	<b>27.006</b>	<b>21.764</b>	<b>1'35.149</b>	283,5	11:00'11.416
17	31.365	15.063	27.045	21.963	1'35.436	285,0	11:01'46.852
18	31.336	14.985	27.034	21.902	1'35.257	285,0	11:03'22.109
19	31.369	15.023	27.156	22.448	1'35.996	287,2	11:04'58.105
20	<b>31.289</b>	<b>14.921</b>	27.147	22.039	1'35.396	286,5	11:06'33.501

14° 31 G. GERLOFF (1'35.301)							
Lap	Seg1	Seg2	Seg3	Seg4	Lap Time	km/h	Local Time
		16.250	28.101	23.799		284,2	10:21'59.135
1	32.528	15.507	27.802	22.665	1'38.502	<b>291,1</b>	10:23'37.637
2	31.856	15.367	27.483	22.409	1'37.115	<b>291,1</b>	10:25'14.752
3	36.444	15.314	27.451	22.528	1'41.737	<b>291,1</b>	10:26'56.489
4	31.919	15.170	27.428	25.690	1'40.207C	288,8	10:28'36.696
5	40.089	15.274	27.439	22.483	1'45.285C	289,5	10:30'21.981
6	31.656	15.170	27.402	22.270	1'36.498	284,2	10:31'58.479
7	32.040	15.434	27.518	32.677	1'47.669P	285,7	10:33'46.148
8	7'36.035	15.552	27.439	22.241	8'41.267P	282,0	10:42'27.415
9	<b>31.225</b>	15.072	27.041	23.137	1'36.475C	282,0	10:44'03.890
10	31.688	15.229	27.135	23.102	1'37.154C	284,2	10:45'41.044
11	31.485	15.009	27.055	22.276	1'35.825	285,0	10:47'16.869
12	31.402	14.996	26.972	26.673	1'40.043C	284,2	10:48'56.912
13	36.017	15.210	27.331	31.113	1'49.671CP	283,5	10:50'46.583
14	7'37.671	15.177	27.215	22.063	8'42.126P	284,2	10:59'28.709
15	31.377	15.047	27.069	22.298	1'35.791	288,0	11:01'04.500
16	31.299	15.051	27.138	<b>21.982</b>	1'35.470	286,5	11:02'39.970
17	31.243	<b>14.985</b>	<b>26.953</b>	22.120	<b>1'35.301</b>	286,5	11:04'15.271
18	31.239	15.197	27.074	22.200	1'35.710	287,2	11:05'50.981

15° 54 B. SOFUOGLU (1'35.455)							
Lap	Seg1	Seg2	Seg3	Seg4	Lap Time	km/h	Local Time
		16.618	28.130	23.890		281,3	10:21'59.515
1	32.547	15.421	27.949	22.817	1'38.734	<b>288,8</b>	10:23'38.249
2	32.197	15.260	27.277	22.319	1'37.053	<b>288,8</b>	10:25'15.302
3	32.081	15.209	26.982	22.154	1'36.426	284,2	10:26'51.728

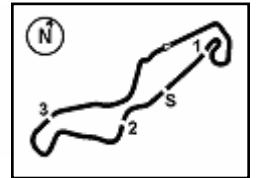
16° 46 T. BRIDEWELL (1'35.464)							
Lap	Seg1	Seg2	Seg3	Seg4	Lap Time	km/h	Local Time
		16.247	28.396	24.490		269,3	10:21'58.902
1	32.381	15.618	28.203	22.838	1'39.040	285,7	10:23'37.942
2	31.959	15.267	27.355	22.431	1'37.012	<b>292,7</b>	10:25'14.954
3	35.203	15.112	27.236	22.236	1'39.787	<b>292,7</b>	10:26'54.741
4	31.628	15.140	27.143	22.281	1'36.192	288,0	10:28'30.933
5	<b>31.377</b>	15.079	27.023	22.213	1'35.692	288,8	10:30'06.625
6	36.563	15.224	29.789	31.093	1'52.669P	289,5	10:31'59.294
7	8'51.792	15.433	27.359	23.716	9'58.300P	285,7	10:41'57.594
8	31.757	15.196	27.201	22.374	1'36.528	286,5	10:43'34.122
9	31.473	15.102	27.032	22.235	1'35.842	288,8	10:45'09.964
10	31.445	15.099	27.097	22.340	1'35.981	288,8	10:46'45.945
11	31.584	15.193	28.352	22.464	1'37.593	284,2	10:48'23.538
12	31.466	15.066	26.988	22.101	1'35.621	288,0	10:49'59.159
13	31.540	<b>14.999</b>	<b>26.878</b>	<b>22.047</b>	<b>1'35.464</b>	290,3	10:51'34.623
14	32.498	15.649	28.121	31.632	1'47.900CP	283,5	10:53'22.523
15	6'25.976	15.774	38.577	22.775	7'43.102P	282,7	11:01'05.625
16	31.704	15.280	27.367	22.322	1'36.673	288,8	11:02'42.298
17	31.622	15.237	27.256	22.368	1'36.483	288,0	11:04'18.781
18	33.271	15.484	27.632	22.559	1'38.946	287,2	11:05'57.727

17° 85 T. SMITS (1'35.471)							
Lap	Seg1	Seg2	Seg3	Seg4	Lap Time	km/h	Local Time
		16.128	27.753	22.813		267,3	10:21'42.582
1	31.807	15.261	27.223	22.400	1'36.691	274,8	10:23'19.273
2	31.406	15.134	26.914	22.145	1'35.599	276,2	10:24'54.872
3	31.540	15.073	<b>26.862</b>	22.020	1'35.495	275,5	10:26'30.367
4	<b>31.334</b>	<b>14.936</b>	26.970	22.231	<b>1'35.471</b>	276,9	10:28'05.838
5	31.799	15.451	27.374	22.030	1'36.654	272,0	10:29'42.492
6	31.405	15.090	26.990	22.133	1'35.618	274,8	10:31'18.110
7	31.392	15.156	27.031	<b>21.922</b>	1'35.501	274,8	10:32'53.611
8	31.615	15.166	27.049	22.124	1'35.954	275,5	10:34'29.565
9	31.525	15.038	27.044	21.998	1'35.605	276,2	10:36'05.170
10	31.456	15.029	27.084	22.088	1'35.657	276,9	10:37'40.827
11	31.592	15.122	27.114	22.269	1'36.097	274,1	10:39'16.924
12	32.776	15.310	27.265	32.109	1'47.460P	276,2	10:41'04.384
13	8'39.315	15.539	27.959	22.807	9'45.620P	272,0	10:50'50.004
14	31.805	15.777	28.489	30.061	1'46.132P	271,4	10:52'36.136
15	4'02.024	15.450	27.778	22.446	5'07.698P	274,1	10:57'43.834
16	31.717	15.168	27.073	22.151	1'36.109	273,4	10:59'19.943
17	31.621	15.189	27.123	22.256	1'36.189	<b>279,8</b>	11:00'56.132
18	31.656	15.180	27.194	22.219	1'36.249	273,4	11:02'32.381
19	31.699	15.393	27.342	22.413	1'36.847	276,9	11:04'09.228

17/04/2026 P = Pits In/Out - C = Lap Time Cancelled

These data/results cannot be reproduced, stored and/or transmitted in whole or in part by any manner of electronic, mechanical, photocopying, recording, broadcasting or otherwise now known or herein after developed without the previous express consent by the copyright owner, except for reproduction in daily press and regular printed publications on sale to the public within 60 days of the event related to those data/results and always provided that copyright symbol appears together as follows below.

© DORNA WSBK ORGANIZATION Srl 2026



TT Circuit Assen 4.542 m

## Pirelli Dutch Round, 17-19 April 2026

### Chronological Analysis Free Practice 1st Session

4 / 5

20 31.840 15.187 27.259 22.366 1'36.652 278,4 11:05'45.880

16 31.481 15.130 27.034 22.279 1'35.924 288,8 11:02'35.712

17 31.425 15.051 27.042 22.230 **1'35.748** 288,8 11:04'11.460

18 31.518 15.055 27.181 23.002 1'36.756 287,2 11:05'48.216

#### 18° 87 R. GARDNER [1'35.485]

Lap	Seg1	Seg2	Seg3	Seg4	Lap Time	km/h	Local Time
		16.674	29.191	25.112		269,3	10:21'56.974
1	32.474	15.549	27.570	22.557	1'38.150	283,5	10:23'35.124
2	32.080	15.305	27.207	22.332	1'36.924	286,5	10:25'12.048
3	31.687	15.171	27.235	22.474	1'36.567	285,7	10:26'48.615
4	31.639	15.346	31.022	22.511	1'40.518	284,2	10:28'29.133
5	31.779	15.063	27.120	22.084	1'36.046	287,2	10:30'05.179
6	31.454	15.040	27.144	<b>21.975</b>	1'35.613	<b>289,5</b>	10:31'40.792
7	31.497	15.198	31.855	39.188	1'57.738P	287,2	10:33'38.530
8	7'10.247	16.025	28.096	24.110	8'18.478P	273,4	10:41'57.008
9	31.835	15.288	27.352	22.172	1'36.647	279,1	10:43'33.655
10	31.514	15.119	27.166	22.115	1'35.914	281,3	10:45'09.569
11	31.461	15.050	27.203	22.112	1'35.826	280,5	10:46'45.395
12	35.458	15.507	27.859	33.100	1'51.924P	279,8	10:48'37.319
13	6'36.464	16.135	29.528	22.889	7'45.016P	282,7	10:56'22.335
14	31.793	15.267	27.603	32.480	1'47.143P	282,0	10:58'09.478
15	2'08.721	15.785	27.836	22.486	3'14.828P	277,6	11:01'24.306
16	31.757	15.077	27.177	22.118	1'36.129	283,5	11:03'00.435
17	31.456	<b>14.959</b>	<b>27.053</b>	22.017	<b>1'35.485</b>	286,5	11:04'35.920
18	<b>31.442</b>	15.063	27.253	22.035	1'35.793	285,7	11:06'11.713

#### 21° 62 S. MANZI [1'36.129]

Lap	Seg1	Seg2	Seg3	Seg4	Lap Time	km/h	Local Time
		16.161	27.973	23.532		281,3	10:21'59.363
1	32.544	15.380	28.026	22.592	1'38.542	286,5	10:23'37.905
2	31.802	15.273	27.452	22.487	1'37.014	<b>288,0</b>	10:25'14.919
3	35.879	15.219	27.404	22.318	1'40.820	285,0	10:26'55.739
4	35.258	15.210	27.388	22.107	1'39.963	284,2	10:28'35.702
5	32.262	15.161	27.426	22.874	1'37.723	284,2	10:30'13.425
6	31.693	15.154	27.408	22.251	1'36.506	285,7	10:31'49.931
7	31.793	15.117	27.463	22.254	1'36.627	284,2	10:33'26.558
8	31.923	15.258	27.418	22.198	1'36.797	282,7	10:35'03.355
9	36.423	16.539	28.784	34.238	1'55.984P	249,4	10:36'59.339
10	7'31.810	15.377	27.412	22.479	8'37.078CP	279,1	10:45'36.417
11	31.819	15.197	27.403	22.310	1'36.729C	281,3	10:47'13.146
12	31.692	15.195	27.318	22.203	1'36.408	281,3	10:48'49.554
13	31.761	15.322	27.407	22.168	1'36.658	280,5	10:50'26.212
14	31.688	15.110	27.258	<b>22.073</b>	<b>1'36.129</b>	282,0	10:52'02.341
15	34.550	15.533	28.317	32.714	1'51.114CP	276,2	10:53'53.455
16	3'45.299	15.453	27.332	22.376	4'50.460CP	279,1	10:58'43.915
17	31.629	15.212	27.229	22.126	1'36.196	281,3	11:00'20.111
18	<b>31.494</b>	15.172	27.296	22.111	1'36.073C	280,5	11:01'56.184
19	37.434	19.728	27.712	22.039	1'46.913C	185,9	11:03'43.097
20	31.775	<b>15.069</b>	<b>27.211</b>	22.051	1'36.106C	285,0	11:05'19.203

#### 19° 65 J. REA [1'35.592]

Lap	Seg1	Seg2	Seg3	Seg4	Lap Time	km/h	Local Time
		15.912	27.742	22.704		279,8	10:21'46.004
1	31.944	15.364	27.197	22.209	1'36.714C	282,0	10:23'22.718
2	31.777	15.338	27.122	22.166	1'36.403C	282,0	10:24'59.121
3	37.006	16.352	27.452	22.509	1'43.319	268,7	10:26'42.440
4	31.640	15.159	27.097	22.195	1'36.091	282,0	10:28'18.531
5	37.461	15.344	27.980	22.461	1'43.246	280,5	10:30'01.777
6	31.503	15.096	<b>26.882</b>	21.917	1'35.398C	283,5	10:31'37.175
7	33.032	15.548	27.783	34.254	1'50.617P	280,5	10:33'27.992
8	16'38.654	15.225	27.107	22.221	1'43.207P	281,3	10:51'10.999
9	31.790	15.154	27.048	22.167	1'36.159	281,3	10:52'47.158
10	31.691	15.201	27.045	<b>22.065</b>	1'36.002	280,5	10:54'23.160
11	31.542	15.115	27.017	22.346	1'36.020	284,2	10:55'59.180
12	33.691	15.100	26.944	22.125	1'37.860	<b>285,7</b>	10:57'37.040
13	31.392	15.036	27.016	22.148	<b>1'35.592</b>	280,5	10:59'12.632
14	<b>31.384</b>	15.042	27.085	22.188	1'35.699	283,5	11:00'48.331
15	45.997	18.697	27.444	22.558	1'54.696	177,3	11:02'43.027
16	44.277	15.823	27.482	22.214	1'49.796	274,8	11:04'32.823
17	31.555	<b>15.013</b>	27.092	22.173	1'35.833	<b>285,7</b>	11:06'08.656

#### 22° 35 S. CHANTRA [1'36.276]

Lap	Seg1	Seg2	Seg3	Seg4	Lap Time	km/h	Local Time
		16.447	28.400	23.502		285,0	10:22'06.660
1	32.131	15.628	27.552	22.920	1'38.231	286,5	10:23'44.891
2	31.829	15.558	27.491	22.512	1'37.390	286,5	10:25'22.281
3	31.822	15.411	27.169	22.480	1'36.882	<b>289,5</b>	10:26'59.163
4	35.614	18.610	27.986	22.850	1'45.060	235,8	10:28'44.223
5	31.821	15.394	27.134	22.388	1'36.737	286,5	10:30'20.960
6	32.153	16.820	27.683	22.826	1'39.482	231,3	10:32'00.442
7	31.615	15.249	<b>27.116</b>	22.484	1'36.464	<b>289,5</b>	10:33'36.906
8	33.668	15.868	28.060	32.559	1'50.155P	282,7	10:35'27.061
9	8'27.289	15.863	27.649	22.808	9'33.609P	281,3	10:45'00.670
10	31.756	15.358	27.201	<b>22.310</b>	1'36.625	284,2	10:46'37.295
11	<b>31.539</b>	15.379	27.163	22.466	1'36.547	288,8	10:48'13.842
12	31.910	15.461	27.289	22.692	1'37.352	286,5	10:49'51.194
13	31.709	15.245	27.135	22.662	1'36.751	<b>289,5</b>	10:51'27.945
14	31.696	15.285	28.529	33.010	1'48.520CP	285,7	10:53'16.465
15	5'17.198	15.737	29.180	22.671	6'24.786P	285,0	10:59'41.251
16	31.776	15.427	27.286	22.703	1'37.192	287,2	11:01'18.443
17	31.582	15.169	27.120	22.405	<b>1'36.276</b>	285,0	11:02'54.719
18	31.643	<b>15.148</b>	27.399	22.867	1'37.057	288,0	11:04'31.776
19	31.834	15.344	27.311	22.840	1'37.329	288,0	11:06'09.105

#### 20° 67 A. SURRA [1'35.748]

Lap	Seg1	Seg2	Seg3	Seg4	Lap Time	km/h	Local Time
		16.397	28.004	22.963		259,0	10:22'01.847
1	32.132	15.586	27.134	22.554	1'37.406C	<b>292,7</b>	10:23'39.253
2	32.157	15.298	27.066	22.391	1'36.912	289,5	10:25'16.165
3	31.847	15.206	26.949	22.088	1'36.090	291,1	10:26'52.255
4	31.622	15.174	<b>26.885</b>	22.103	1'35.784	291,9	10:28'28.039
5	31.740	<b>14.996</b>	27.275	22.148	1'36.159	<b>292,7</b>	10:30'04.198
6	31.520	15.099	27.162	22.158	1'35.939	291,9	10:31'40.137
7	31.840	15.253	27.034	36.010	1'50.137P	290,3	10:33'30.274
8	11'27.828	15.250	27.027	22.403	12'32.508P	286,5	10:46'02.782
9	31.612	15.035	27.087	22.264	1'35.998	287,2	10:47'38.780
10	42.501	15.143	27.072	<b>22.064</b>	1'46.780	288,0	10:49'25.560
11	31.581	15.077	27.027	22.106	1'35.791	286,5	10:51'01.351
12	31.669	15.195	27.073	30.061	1'43.998	285,0	10:52'45.349
13	<b>31.350</b>	15.136	26.913	22.156	1'35.555C	286,5	10:54'20.904
14	31.396	15.328	28.191	35.941	1'50.856P	285,7	10:56'11.760
15	3'38.147	15.529	31.467	22.885	4'48.028P	280,5	11:00'59.788

#### 23° 13 M. RATO [1'36.519]

Lap	Seg1	Seg2	Seg3	Seg4	Lap Time	km/h	Local Time
		15.741	27.850	22.870		279,1	10:21'46.784
1	31.916	15.299	27.352	22.516	1'37.083C	<b>282,0</b>	10:23'23.867
2	31.781	15.395	27.391	22.539	1'37.106C	<b>282,0</b>	10:25'00.973
3	31.992	15.494	27.687	25.505	1'40.678	279,8	10:26'41.651
4	33.478	15.408	27.617	22.610	1'39.113	280,5	10:28'20.764
5	31.902	15.378	27.664	22.473	1'37.417	279,8	10:29'58.181
6	31.961	15.378	27.666	35.121	1'50.126P	280,5	10:31'48.307
7	8'44.004	16.103	28.674	22.887	9'51.668P	268,7	10:41'39.975
8	31.982	15.543	27.531	22.605	1'37.661	278,4	10:43'17.636
9	31.945	15.308	27.346	22.509	1'37.108	280,5	10:44'54.744

17/04/2026 P = Pits In/Out - C = Lap Time Cancelled

These data/results cannot be reproduced, stored and/or transmitted in whole or in part by any manner of electronic, mechanical, photocopying, recording, broadcasting or otherwise now known or herein after developed without the previous express consent by the copyright owner, except for reproduction in daily press and regular printed publications on sale to the public within 60 days of the event related to those data/results and always provided that copyright symbol appears together as follows below.

© DORNA WSBK ORGANIZATION Srl 2026

**Pirelli Dutch Round, 17-19 April 2026**  
**Chronological Analysis Free Practice 1st Session**

10	31.828	15.291	27.358	22.400	1'36.877	279,8	10:46'31.621
11	34.418	15.386	27.351	22.390	1'39.545	279,8	10:48'11.166
12	<b>31.687</b>	<b>15.183</b>	<b>27.286</b>	<b>22.363</b>	<b>1'36.519</b>	280,5	10:49'47.685
13	33.906	15.493	27.727	33.813	1'50.939P	279,1	10:51'38.624
14	6'23.712	15.362	27.441	22.570	7'29.085CP	278,4	10:59'07.709
15	31.791	15.374	28.154	23.023	1'38.342C	279,1	11:00'46.051
16	31.829	15.342	27.493	22.373	1'37.037	276,9	11:02'23.088
17	31.812	15.348	27.646	22.565	1'37.371	279,1	11:04'00.459
18	35.686	15.614	27.955	22.594	1'41.849C	274,1	11:05'42.308

17/04/2026

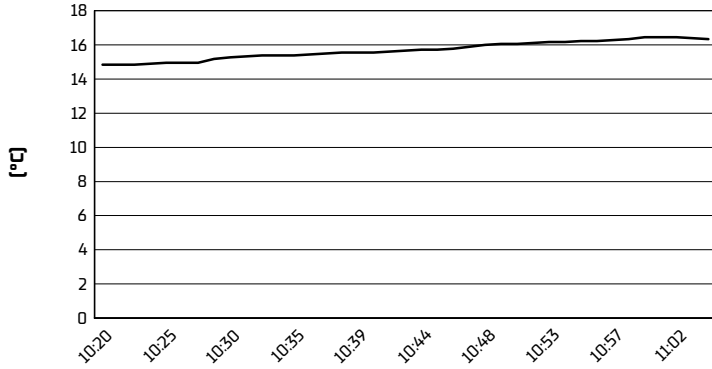
P = Pits In/Out - C = Lap Time Cancelled

These data/results cannot be reproduced, stored and/or transmitted in whole or in part by any manner of electronic, mechanical, photocopying, recording, broadcasting or otherwise now known or herein after developed without the previous express consent by the copyright owner, except for reproduction in daily press and regular printed publications on sale to the public within 60 days of the event related to those data/results and always provided that copyright symbol appears together as follows below.

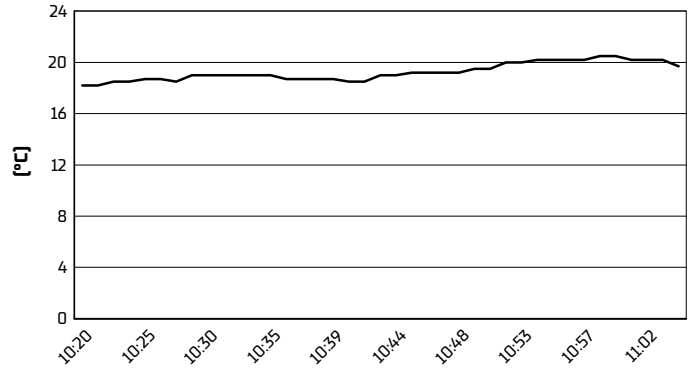
© DORNA WSBK ORGANIZATION Srl 2026

**Pirelli Dutch Round, 17-19 April 2026**  
**Weather Report Free Practice 1st Session**  
Session started 10:20 - Session ended 11:07

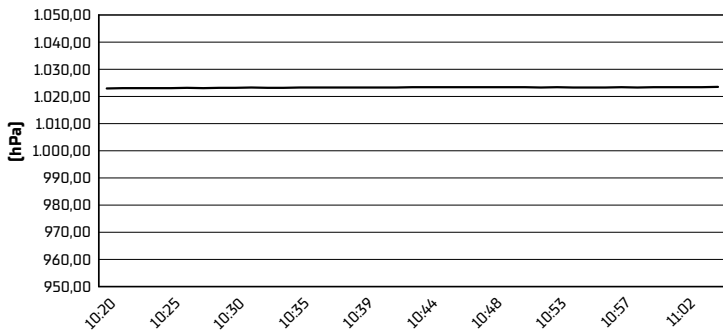
**Air Temperature**



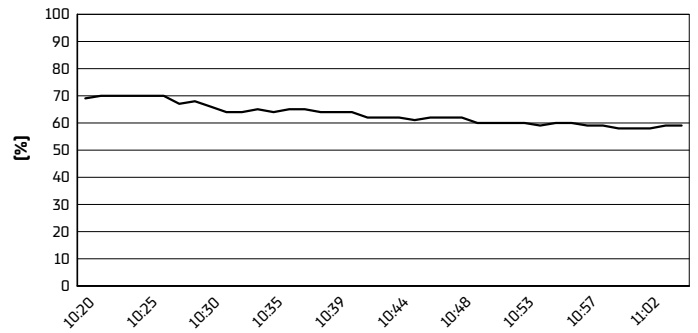
**Track Temperature**



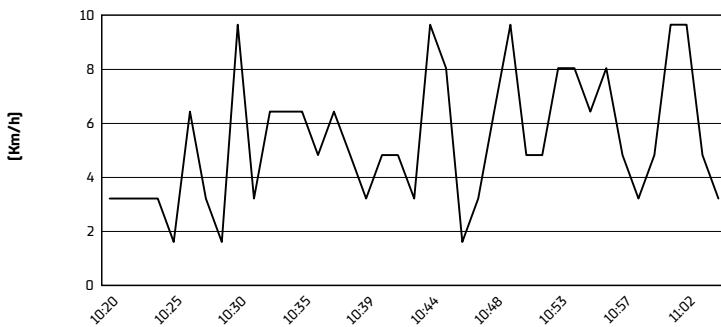
**Air Pressure**



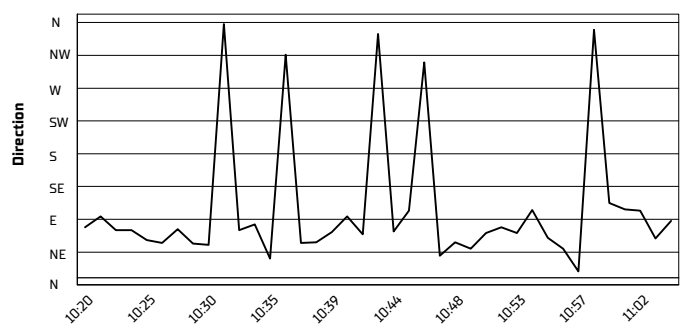
**Humidity**



**Wind Speed**



**Wind Direction**



17/04/2026

These data/results cannot be reproduced, stored and/or transmitted in whole or in part by any manner of electronic, mechanical, photocopying, recording, broadcasting or otherwise now known or herein after developed without the previous express consent by the copyright owner, except for reproduction in daily press and regular printed publications on sale to the public within 60 days of the event related to those data/results and always provided that copyright symbol appears together as follows below.

© DORNA WSBK ORGANIZATION Srl 2026