

Pirelli Dutch Round, 17-19 April 2026

Results Free Practice 2nd Session

TT Circuit Assen 4.542 m

1 / 2

No.	Rider	Nat	Team	Bike	Class	Time	Gap	Rel.	Laps	Speed	
										Avg	Max
1	11 N. BULEGA	ITA	Aruba.it Racing - Ducati	Ducati Panigale V4R		1'33.687			19	174,530	295,9
2	34 L. BALDASSARRI	ITA	Team Goeleven	Ducati Panigale V4R	IND	1'33.963	0.276	0.276	21	174,017	297,5
3	7 I. LECUONA	ESP	Aruba.it Racing - Ducati	Ducati Panigale V4R		1'34.017	0.330	0.054	20	173,917	298,3
4	9 D. PETRUCCI	ITA	ROKIT BMW Motorrad WorldSBK Team	BMW M1000 RR		1'34.092	0.405	0.075	20	173,779	296,7
5	97 X. VIERGE	ESP	Pata Maxus Yamaha	Yamaha YZF R1		1'34.097	0.410	0.005	19	173,770	292,7
6	14 S. LOWES	GBR	ELF Marc VDS Racing Team	Ducati Panigale V4R	IND	1'34.143	0.456	0.046	21	173,685	291,9
7	22 A. LOWES	GBR	bimota by Kawasaki Racing Team	bimota KB998 Rimini		1'34.189	0.502	0.046	22	173,600	291,1
8	19 A. BAUTISTA	ESP	Barni Spark Racing Team	Ducati Panigale V4R	IND	1'34.250	0.563	0.061	20	173,488	299,2
9	5 Y. MONTELLA	ITA	Barni Spark Racing Team	Ducati Panigale V4R	IND	1'34.430	0.743	0.180	21	173,157	293,5
10	67 A. SURRA	ITA	Motocorsa Racing	Ducati Panigale V4R	IND	1'34.472	0.785	0.042	19	173,080	293,5
11	88 M. OLIVEIRA	POR	ROKIT BMW Motorrad WorldSBK Team	BMW M1000 RR		1'34.551	0.864	0.079	17	172,935	300,8
12	47 A. BASSANI	ITA	bimota by Kawasaki Racing Team	bimota KB998 Rimini		1'34.620	0.933	0.069	24	172,809	288,0
13	55 A. LOCATELLI	ITA	Pata Maxus Yamaha	Yamaha YZF R1		1'34.676	0.989	0.056	16	172,707	292,7
14	46 T. BRIDEWELL	GBR	Superbike Advocates	Ducati Panigale V4R	IND	1'34.721	1.034	0.045	15	172,625	295,1
15	95 T. MACKENZIE	GBR	MGM Optical Express Racing	Ducati Panigale V4R	IND	1'34.733	1.046	0.012	20	172,603	291,1
16	87 R. GARDNER	AUS	GYTR GRT Yamaha WorldSBK Team	Yamaha YZF R1		1'34.989	1.302	0.256	16	172,138	288,8
17	31 G. GERLOFF	USA	Kawasaki WorldSBK Team	Kawasaki ZX-10RR		1'35.098	1.411	0.109	19	171,941	292,7
18	85 T. SMITS	NED	Team Apreco	Yamaha YZF R1	IND	1'35.121	1.434	0.023	18	171,899	282,7
19	65 J. REA	GBR	Honda HRC	Honda CBR1000RR-R SP		1'35.124	1.437	0.003	17	171,894	288,0
20	62 S. MANZI	ITA	GYTR GRT Yamaha WorldSBK Team	Yamaha YZF R1		1'35.251	1.564	0.127	20	171,664	288,0
21	35 S. CHANTRA	THA	Honda HRC	Honda CBR1000RR-R SP		1'35.253	1.566	0.002	20	171,661	290,3
22	54 B. SOFUOGLU	TUR	Motoxracing WorldSBK Team	Yamaha YZF R1	IND	1'35.481	1.794	0.228	18	171,251	285,7
23	13 M. RATO	ITA	Motoxracing WorldSBK Team	Yamaha YZF R1	IND	1'36.149	2.462	0.668	19	170,061	286,5

Qualifying Lap Time (105% of 1'33.687): **1'38.372**

AIR	Humidity:	50%	Temp:	18°C
TRACK	Condition:	Dry	Temp:	25°C

Records	Pole	[SP]	2025	S.Lowes	1'32.596	176,590	Km/h
	Race	[RC1]	2025	N.Bulega	1'33.581	174,730	Km/h
	All Times	[SP]	2025	S.Lowes	1'32.596	176,590	Km/h

17/04/2026 Start 15:00 End 15:49

The results are provisional until the end of the time limit for protests and appeals and the completion of the technical checks.

Clerk Of The Course: **Roland Brontsema**
Publication Time: **15:52**

These data/results cannot be reproduced, stored and/or transmitted in whole or in part by any manner of electronic, mechanical, photocopying, recording, broadcasting or otherwise now known or herein after developed without the previous express consent by the copyright owner, except for reproduction in daily press and regular printed publications on sale to the public within 60 days of the event related to those data/results and always provided that copyright symbol appears together as follows below.

© DORNA WSBK ORGANIZATION Srl 2026

Pirelli Dutch Round, 17-19 April 2026

Results Free Practice 2nd Session

Session Highlights

Local Time	No. Rider	Description
15.00.00		Start of Session
15.04.33	54 B. SOFUOGLU	#54 Lap Time Cancelled [1'36.701] - Exceeded Track Limits - Turn 18
15.07.53	13 M. RATO	#13 Lap Time Cancelled [1'39.548] - Exceeded Track Limits - Turn 17
15.08.26	87 R. GARDNER	#87 Lap Time Cancelled [1'40.626] - Exceeded Track Limits - Turn 17
15.13.14	11 N. BULEGA	#11 Lap Time Cancelled [1'33.700] - Exceeded Track Limits - Turn 18
15.14.55	87 R. GARDNER	#87 Lap Cancelled [1'54.220] - Course Cutting on Previous Lap - Turn 17
15.15.11	65 J. REA	#65 Lap Time Cancelled [1'35.333] - Exceeded Track Limits - Turn 17
15.15.27	13 M. RATO	#13 Lap Cancelled [1'37.339] - Course Cutting on Previous Lap - Turn 17
15.18.59	47 A. BASSANI	#47 Lap Time Cancelled [1'35.249] - Exceeded Track Limits - Turn 18
15.22.03	13 M. RATO	#13 Lap Time Cancelled [7'40.812] - Exceeded Track Limits - Turn 18
15.25.15	54 B. SOFUOGLU	#54 Lap Time Cancelled [1'35.895] - Exceeded Track Limits - Turn 18
15.26.14	13 M. RATO	#13 Lap Time Cancelled [1'36.794] - Exceeded Track Limits - Turn 18
15.27.10	5 Y. MONTELLA	#5 Lap Time Cancelled [1'34.809] - Exceeded Track Limits - Turn 18
15.28.18	13 M. RATO	#13 Lap Time Cancelled [1'36.680] - Exceeded Track Limits - Turn 18
15.35.46		Yellow Flag Out - Turn 8
15.35.52	85 T. SMITS	#85 Crashed - Turn 8
15.35.57	34 L. BALDASSARRI	#34 Lap Time Cancelled [11'50.948] - Exceeded Track Limits - Turn 18
15.36.46		Yellow Flag In - Turn 8
15.36.46		Riders Under Yellow Flag at Turn 8: #34 #19 #11 #14 #31
15.38.54	95 T. MACKENZIE	#95 Lap Time Cancelled [1'323.637] - Exceeded Track Limits - Turn 17
15.39.37	19 A. BAUTISTA	#19 Lap Time Cancelled [1'34.254] - Exceeded Track Limits - Turn 18
15.40.50	19 A. BAUTISTA	#19 Lap Time Cancelled [1'34.297] - Exceeded Track Limits - Turn 18
15.43.08	65 J. REA	#65 Lap Time Cancelled [1'35.212] - Exceeded Track Limits - Turn 18
15.47.07	95 T. MACKENZIE	#95 Lap Cancelled [1'35.079] - Course Cutting on Previous Lap - Turn 17
15.48.19	9 D. PETRUCCI	#9 Lap Time Cancelled [1'35.077] - Exceeded Track Limits - Turn 18
15.48.47	19 A. BAUTISTA	#19 Lap Time Cancelled [1'35.108] - Exceeded Track Limits - Turn 18
15.49.06		End of Session

Fastest Laps Sequence

No.	Rider	Nat	Team	Bike	Local Time	Time	Gap	Avg
85	T. SMITS	NED	Team Apreco	Yamaha YZF R1	15:03'17.421	1'35.538		171,149
5	Y. MONTELLA	ITA	Barni Spark Racing Team	Ducati Panigale V4R	15:03'18.453	1'34.701	-0.837	172,661
47	A. BASSANI	ITA	bimota by Kawasaki Racing Team	bimota KB998 Rimini	15:03'52.470	1'34.620	-0.081	172,809
14	S. LOWES	GBR	ELF Marc VDS Racing Team	Ducati Panigale V4R	15:04'30.619	1'34.522	-0.098	172,988
11	N. BULEGA	ITA	Aruba.it Racing - Ducati	Ducati Panigale V4R	15:04'35.849	1'34.120	-0.402	173,727
11	N. BULEGA	ITA	Aruba.it Racing - Ducati	Ducati Panigale V4R	15:06'09.621	1'33.772	-0.348	174,372
11	N. BULEGA	ITA	Aruba.it Racing - Ducati	Ducati Panigale V4R	15:07'43.308	1'33.687	-0.085	174,530

17/04/2026 Start 15:00 End 15:49 The results are provisional until the end of the time limit for protests and appeals and the completion of the technical checks. Clerk Of The Course: **Roland Brontsema** Publication Time: **15:52**

These data/results cannot be reproduced, stored and/or transmitted in whole or in part by any manner of electronic, mechanical, photocopying, recording, broadcasting or otherwise now known or herein after developed without the previous express consent by the copyright owner, except for reproduction in daily press and regular printed publications on sale to the public within 60 days of the event related to those data/results and always provided that copyright symbol appears together as follows below.

© DORNA WSBK ORGANIZATION Srl 2026

Pirelli Dutch Round, 17-19 April 2026

Free Practices Combined Results

No.	Rider	Nat	Team	Bike	Class	FP1	FP2	Time	Gap	Rel.	Avg	LL
1	11 N. BULEGA	ITA	Aruba.it Racing - Ducati	Ducati Panigale V4R		1'33.952	1'33.687	1'33.687			174,530	39
2	34 L. BALDASSARRI	ITA	Team Gooleven	Ducati Panigale V4R	IND	1'34.527	1'33.963	1'33.963	0.276	0.276	174,017	43
3	7 I. LECUONA	ESP	Aruba.it Racing - Ducati	Ducati Panigale V4R		1'34.208	1'34.017	1'34.017	0.330	0.054	173,917	39
4	9 D. PETRUCCI	ITA	ROKIT BMW Motorrad WorldSBK Team	BMW M 1000 RR		1'34.737	1'34.092	1'34.092	0.405	0.075	173,779	34
5	97 X. VIERGE	ESP	Pata Maxus Yamaha	Yamaha YZF R1		1'34.713	1'34.097	1'34.097	0.410	0.005	173,770	37
6	14 S. LOWES	GBR	ELF Marc VDS Racing Team	Ducati Panigale V4R	IND	1'34.428	1'34.143	1'34.143	0.456	0.046	173,685	39
7	22 A. LOWES	GBR	bimota by Kawasaki Racing Team	bimota KB998 Rimini		1'34.817	1'34.189	1'34.189	0.502	0.046	173,600	40
8	19 A. BAUTISTA	ESP	Barni Spark Racing Team	Ducati Panigale V4R	IND	1'34.738	1'34.250	1'34.250	0.563	0.061	173,488	39
9	5 Y. MONTELLA	ITA	Barni Spark Racing Team	Ducati Panigale V4R	IND	1'34.820	1'34.430	1'34.430	0.743	0.180	173,157	40
10	67 A. SURRA	ITA	Motocorsa Racing	Ducati Panigale V4R	IND	1'35.748	1'34.472	1'34.472	0.785	0.042	173,080	37
11	88 M. OLIVEIRA	POR	ROKIT BMW Motorrad WorldSBK Team	BMW M 1000 RR		1'35.147	1'34.551	1'34.551	0.864	0.079	172,935	29
12	47 A. BASSANI	ITA	bimota by Kawasaki Racing Team	bimota KB998 Rimini		1'35.016	1'34.620	1'34.620	0.933	0.069	172,809	41
13	55 A. LOCATELLI	ITA	Pata Maxus Yamaha	Yamaha YZF R1		1'35.149	1'34.676	1'34.676	0.989	0.056	172,707	36
14	46 T. BRIDEWELL	GBR	Superbike Advocates	Ducati Panigale V4R	IND	1'35.464	1'34.721	1'34.721	1.034	0.045	172,625	33
15	95 T. MACKENZIE	GBR	MGM Optical Express Racing	Ducati Panigale V4R	IND	1'34.887	1'34.733	1'34.733	1.046	0.012	172,603	38
16	87 R. GARDNER	AUS	GYTR GRT Yamaha WorldSBK Team	Yamaha YZF R1		1'35.485	1'34.989	1'34.989	1.302	0.256	172,138	34
17	31 G. GERLOFF	USA	Kawasaki WorldSBK Team	Kawasaki ZX-10RR		1'35.301	1'35.098	1'35.098	1.411	0.109	171,941	37
18	85 T. SMITS	NED	Team Apreco	Yamaha YZF R1	IND	1'35.471	1'35.121	1'35.121	1.434	0.023	171,899	38
19	65 J. REA	GBR	Honda HRC	Honda CBR1000RR-R SP		1'35.592	1'35.124	1'35.124	1.437	0.003	171,894	34
20	62 S. MANZI	ITA	GYTR GRT Yamaha WorldSBK Team	Yamaha YZF R1		1'36.129	1'35.251	1'35.251	1.564	0.127	171,664	40
21	35 S. CHANTRA	THA	Honda HRC	Honda CBR1000RR-R SP		1'36.276	1'35.253	1'35.253	1.566	0.002	171,661	39
22	54 B. SOFUOGLU	TUR	Motocorsing WorldSBK Team	Yamaha YZF R1	IND	1'35.455	1'35.481	1'35.455	1.768	0.202	171,297	40
23	13 M. RATO	ITA	Motocorsing WorldSBK Team	Yamaha YZF R1	IND	1'36.519	1'36.149	1'36.149	2.462	0.694	170,061	37

17/04/2026

Clerk Of The Course: **Roland Brontsema**

These data/results cannot be reproduced, stored and/or transmitted in whole or in part by any manner of electronic, mechanical, photocopying, recording, broadcasting or otherwise now known or herein after developed without the previous express consent by the copyright owner, except for reproduction in daily press and regular printed publications on sale to the public within 60 days of the event related to those data/results and always provided that copyright symbol appears together as follows below.

© DORNA WSBK ORGANIZATION Srl 2026

Pirelli Dutch Round, 17-19 April 2026

Best Sectors & Speed Free Practice 2nd Session

BEST LAP		
1	11 N. BULEGA	Ducati Panigale V4R 1'33.687
2	34 L. BALDASSARRI	Ducati Panigale V4R 1'33.963
3	7 I. LECUONA	Ducati Panigale V4R 1'34.017
4	9 D. PETRUCCI	BMW M 1000 RR 1'34.092
5	97 X. VIERGE	Yamaha YZF R1 1'34.097
6	14 S. LOWES	Ducati Panigale V4R 1'34.143
7	22 A. LOWES	bimota KB998 Rimini 1'34.189
8	19 A. BAUTISTA	Ducati Panigale V4R 1'34.250
9	5 Y. MONTELLA	Ducati Panigale V4R 1'34.430
10	67 A. SURRA	Ducati Panigale V4R 1'34.472
11	88 M. OLIVEIRA	BMW M 1000 RR 1'34.551
12	47 A. BASSANI	bimota KB998 Rimini 1'34.620
13	55 A. LOCATELLI	Yamaha YZF R1 1'34.676
14	46 T. BRIDEWELL	Ducati Panigale V4R 1'34.721
15	95 T. MACKENZIE	Ducati Panigale V4R 1'34.733
16	87 R. GARDNER	Yamaha YZF R1 1'34.989
17	31 G. GERLOFF	Kawasaki ZX-10RR 1'35.098
18	85 T. SMITS	Yamaha YZF R1 1'35.121
19	65 J. REA	Honda CBR1000RR-R SP 1'35.124
20	62 S. MANZI	Yamaha YZF R1 1'35.251
21	35 S. CHANTRA	Honda CBR1000RR-R SP 1'35.253
22	54 B. SOFUOGLU	Yamaha YZF R1 1'35.481
23	13 M. RATO	Yamaha YZF R1 1'36.149

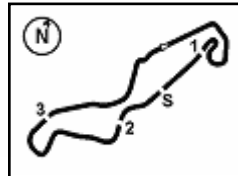
SPEED		
1	88 M. OLIVEIRA	BMW M 1000 RR 300,8
2	19 A. BAUTISTA	Ducati Panigale V4R 299,2
3	7 I. LECUONA	Ducati Panigale V4R 298,3
4	34 L. BALDASSARRI	Ducati Panigale V4R 297,5
5	9 D. PETRUCCI	BMW M 1000 RR 296,7
6	11 N. BULEGA	Ducati Panigale V4R 295,9
7	46 T. BRIDEWELL	Ducati Panigale V4R 295,1
8	5 Y. MONTELLA	Ducati Panigale V4R 293,5
9	67 A. SURRA	Ducati Panigale V4R 293,5
10	55 A. LOCATELLI	Yamaha YZF R1 292,7
11	31 G. GERLOFF	Kawasaki ZX-10RR 292,7
12	97 X. VIERGE	Yamaha YZF R1 292,7
13	14 S. LOWES	Ducati Panigale V4R 291,9
14	22 A. LOWES	bimota KB998 Rimini 291,1
15	95 T. MACKENZIE	Ducati Panigale V4R 291,1
16	35 S. CHANTRA	Honda CBR1000RR-R SP 290,3
17	87 R. GARDNER	Yamaha YZF R1 288,8
18	62 S. MANZI	Yamaha YZF R1 288,0
19	47 A. BASSANI	bimota KB998 Rimini 288,0
20	65 J. REA	Honda CBR1000RR-R SP 288,0
21	13 M. RATO	Yamaha YZF R1 286,5
22	54 B. SOFUOGLU	Yamaha YZF R1 285,7
23	85 T. SMITS	Yamaha YZF R1 282,7

SEG. 1		SEG. 2		SEG. 3		SEG. 4	
1	97 X. VIERGE 30.843	1	11 N. BULEGA 14.580	1	11 N. BULEGA 26.565	1	11 N. BULEGA 21.491
2	11 N. BULEGA 30.867	2	19 A. BAUTISTA 14.616	2	9 D. PETRUCCI 26.566	2	34 L. BALDASSARRI 21.578
3	7 I. LECUONA 30.934	3	34 L. BALDASSARRI 14.658	3	19 A. BAUTISTA 26.597	3	22 A. LOWES 21.616
4	9 D. PETRUCCI 30.962	4	7 I. LECUONA 14.705	4	14 S. LOWES 26.613	4	14 S. LOWES 21.656
5	22 A. LOWES 30.991	5	47 A. BASSANI 14.713	5	34 L. BALDASSARRI 26.630	5	9 D. PETRUCCI 21.675
6	19 A. BAUTISTA 31.019	6	14 S. LOWES 14.713	6	7 I. LECUONA 26.635	6	5 Y. MONTELLA 21.690
7	67 A. SURRA 31.032	7	5 Y. MONTELLA 14.729	7	97 X. VIERGE 26.666	7	55 A. LOCATELLI 21.693
8	14 S. LOWES 31.065	8	22 A. LOWES 14.738	8	5 Y. MONTELLA 26.700	8	7 I. LECUONA 21.722
9	47 A. BASSANI 31.084	9	9 D. PETRUCCI 14.743	9	88 M. OLIVEIRA 26.715	9	67 A. SURRA 21.726
10	95 T. MACKENZIE 31.085	10	55 A. LOCATELLI 14.782	10	47 A. BASSANI 26.722	10	97 X. VIERGE 21.750
11	34 L. BALDASSARRI 31.093	11	67 A. SURRA 14.783	11	67 A. SURRA 26.732	11	19 A. BAUTISTA 21.787
12	55 A. LOCATELLI 31.101	12	88 M. OLIVEIRA 14.783	12	22 A. LOWES 26.743	12	47 A. BASSANI 21.812
13	5 Y. MONTELLA 31.132	13	97 X. VIERGE 14.815	13	46 T. BRIDEWELL 26.775	13	88 M. OLIVEIRA 21.822
14	46 T. BRIDEWELL 31.133	14	95 T. MACKENZIE 14.839	14	54 B. SOFUOGLU 26.803	14	87 R. GARDNER 21.837
15	35 S. CHANTRA 31.160	15	46 T. BRIDEWELL 14.847	15	85 T. SMITS 26.822	15	85 T. SMITS 21.844
16	31 G. GERLOFF 31.171	16	87 R. GARDNER 14.852	16	35 S. CHANTRA 26.880	16	95 T. MACKENZIE 21.847
17	88 M. OLIVEIRA 31.186	17	31 G. GERLOFF 14.864	17	95 T. MACKENZIE 26.884	17	62 S. MANZI 21.857
18	65 J. REA 31.264	18	65 J. REA 14.875	18	65 J. REA 26.894	18	46 T. BRIDEWELL 21.870
19	87 R. GARDNER 31.265	19	62 S. MANZI 14.950	19	31 G. GERLOFF 26.927	19	31 G. GERLOFF 21.876
20	62 S. MANZI 31.289	20	85 T. SMITS 14.964	20	55 A. LOCATELLI 26.933	20	65 J. REA 21.886
21	54 B. SOFUOGLU 31.293	21	13 M. RATO 14.984	21	87 R. GARDNER 26.955	21	54 B. SOFUOGLU 22.069
22	85 T. SMITS 31.331	22	35 S. CHANTRA 15.017	22	62 S. MANZI 26.956	22	13 M. RATO 22.070
23	13 M. RATO 31.625	23	54 B. SOFUOGLU 15.060	23	13 M. RATO 27.168	23	35 S. CHANTRA 22.139

17/04/2026

These data/results cannot be reproduced, stored and/or transmitted in whole or in part by any manner of electronic, mechanical, photocopying, recording, broadcasting or otherwise now known or herein after developed without the previous express consent by the copyright owner, except for reproduction in daily press and regular printed publications on sale to the public within 60 days of the event related to those data/results and always provided that copyright symbol appears together as follows below.

© DORNA WSBK ORGANIZATION Srl 2026



TT Circuit Assen 4.542 m

Pirelli Dutch Round, 17-19 April 2026
Ideal Times Free Practice 2nd Session

No.	Rider	Nat	Bike	Seg. 1	Seg. 2	Seg. 3	Seg. 4	Ideal Time		
				Diff. 1	Diff. 2	Diff. 3	Diff. 4	Best Lap	Pos.	Diff.
1	11 N. BULEGA	ITA	Ducati Panigale V4R	30.867 +0.131	14.580	26.565 +0.024	21.491 +0.029	1'33.503 1'33.687	1	0.184
2	9 D. PETRUCCI	ITA	BMW M 1000 RR	30.962	14.743 +0.146	26.566	21.675	1'33.946 1'34.092	4	0.146
3	34 L. BALDASSARRI	ITA	Ducati Panigale V4R	31.093 +0.004	14.658	26.630	21.578	1'33.959 1'33.963	2	0.004
4	7 I. LECUONA	ESP	Ducati Panigale V4R	30.934	14.705 +0.020	26.635 +0.001	21.722	1'33.996 1'34.017	3	0.021
5	19 A. BAUTISTA	ESP	Ducati Panigale V4R	31.019	14.616 +0.220	26.597 +0.011	21.787	1'34.019 1'34.250	8	0.231
6	14 S. LOWES	GBR	Ducati Panigale V4R	31.065 +0.066	14.713 +0.030	26.613	21.656	1'34.047 1'34.143	6	0.096
7	97 X. VIERGE	ESP	Yamaha YZF R1	30.843	14.815 +0.023	26.666	21.750	1'34.074 1'34.097	5	0.023
8	22 A. LOWES	GBR	bimota KB998 Rimini	30.991	14.738 +0.030	26.743 +0.071	21.616	1'34.088 1'34.189	7	0.101
9	5 Y. MONTELLA	ITA	Ducati Panigale V4R	31.132	14.729	26.700 +0.165	21.690 +0.014	1'34.251 1'34.430	9	0.179
10	67 A. SURRA	ITA	Ducati Panigale V4R	31.032 +0.102	14.783 +0.097	26.732	21.726	1'34.273 1'34.472	10	0.199
11	47 A. BASSANI	ITA	bimota KB998 Rimini	31.084 +0.107	14.713	26.722	21.812 +0.182	1'34.331 1'34.620	12	0.289
12	88 M. OLIVEIRA	POR	BMW M 1000 RR	31.186	14.783	26.715 +0.045	21.822	1'34.506 1'34.551	11	0.045
13	55 A. LOCATELLI	ITA	Yamaha YZF R1	31.101 +0.043	14.782 +0.103	26.933 +0.018	21.693 +0.003	1'34.509 1'34.676	13	0.167
14	46 T. BRIDEWELL	GBR	Ducati Panigale V4R	31.133	14.847 +0.053	26.775 +0.018	21.870 +0.025	1'34.625 1'34.721	14	0.096
15	95 T. MACKENZIE	GBR	Ducati Panigale V4R	31.085 +0.030	14.839 +0.043	26.884	21.847 +0.005	1'34.655 1'34.733	15	0.078
16	31 G. GERLOFF	USA	Kawasaki ZX-10RR	31.171	14.864 +0.046	26.927 +0.019	21.876 +0.195	1'34.838 1'35.098	17	0.260
17	87 R. GARDNER	AUS	Yamaha YZF R1	31.265 +0.045	14.852	26.955 +0.035	21.837	1'34.909 1'34.989	16	0.080
18	65 J. REA	GBR	Honda CBR1000RR-R SP	31.264 +0.049	14.875 +0.093	26.894 +0.048	21.886 +0.015	1'34.919 1'35.124	19	0.205
19	85 T. SMITS	NED	Yamaha YZF R1	31.331	14.964	26.822 +0.160	21.844	1'34.961 1'35.121	18	0.160
20	62 S. MANZI	ITA	Yamaha YZF R1	31.289 +0.125	14.950 +0.074	26.956	21.857	1'35.052 1'35.251	20	0.199
21	35 S. CHANTRA	THA	Honda CBR1000RR-R SP	31.160	15.017	26.880 +0.057	22.139	1'35.196 1'35.253	21	0.057
22	54 B. SOFUOGLU	TUR	Yamaha YZF R1	31.293	15.060 +0.019	26.803 +0.122	22.069 +0.115	1'35.225 1'35.481	22	0.256
23	13 M. RATO	ITA	Yamaha YZF R1	31.625 +0.031	14.984 +0.183	27.168	22.070 +0.088	1'35.847 1'36.149	23	0.302
Overall Ideal Time				30.843	14.580	26.565	21.491	1'33.479		

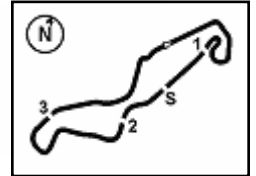
17/04/2026

These data/results cannot be reproduced, stored and/or transmitted in whole or in part by any manner of electronic, mechanical, photocopying, recording, broadcasting or otherwise now known or herein after developed without the previous express consent by the copyright owner, except for reproduction in daily press and regular printed publications on sale to the public within 60 days of the event related to those data/results and always provided that copyright symbol appears together as follows below.

© DORNA WSBK ORGANIZATION Srl 2026

FICR PERUGIA TIMING





TT Circuit Assen 4.542 m

Pirelli Dutch Round, 17-19 April 2026

Chronological Analysis Free Practice 2nd Session

1 / 5

1° 11 N. BULEGA [1'33.687]							
Lap	Seg1	Seg2	Seg3	Seg4	Lap Time	km/h	Local Time
1	31.016	15.656	27.505	21.995	1'34.120	288,8	15:03'01.729
2	30.867	14.745	26.603	21.557	1'33.772	290,3	15:06'09.621
3	30.998	14.580	26.589	21.520	1'33.687	292,7	15:07'43.308
4	30.999	14.751	26.753	21.569	1'34.072	288,8	15:09'17.380
5	30.981	14.593	26.790	21.535	1'33.899	290,3	15:10'51.279
6	31.019	14.617	26.565	21.499	1'33.700C	292,7	15:12'24.979
7	31.041	14.617	26.627	21.572	1'33.857	290,3	15:13'58.836
8	30.945	14.625	26.582	21.600	1'33.752	292,7	15:15'32.588
9	31.021	14.651	26.641	21.491	1'33.804	291,1	15:17'06.392
10	32.692	15.712	28.805	33.581	1'50.790P	278,4	15:18'57.182
11	13'50.838	15.162	27.551	21.885	14'55.436P	284,2	15:33'52.618
12	31.174	14.711	26.807	21.904	1'34.596	291,9	15:35'27.214
13	31.135	14.894	28.068	21.766	1'35.863C	289,5	15:37'03.077
14	31.134	14.678	26.887	21.527	1'34.226	289,5	15:38'37.303
15	31.127	14.631	26.606	21.558	1'33.922	290,3	15:40'11.225
16	31.189	14.705	26.789	21.681	1'34.364	291,9	15:41'45.589
17	31.226	14.680	26.745	21.749	1'34.400	295,9	15:43'19.989
18	31.510	14.741	26.850	21.747	1'34.848	291,9	15:44'54.837
19	31.374	14.723	26.728	21.629	1'34.454	295,9	15:46'29.291

14	31.132	14.717	26.704	21.797	1'34.350	291,1	15:34'46.189
15	30.998	14.765	26.740	21.856	1'34.359	293,5	15:36'20.548
16	31.040	14.721	26.788	21.864	1'34.413	294,3	15:37'54.961
17	31.068	14.792	26.764	32.505	1'45.129P	294,3	15:39'40.090
18	2'40.094	14.754	26.845	21.942	3'43.635P	295,1	15:43'23.725
19	31.020	14.705	26.773	21.732	1'34.230	296,7	15:44'57.955
20	30.964	14.744	26.766	21.893	1'34.367	298,3	15:46'32.322

2° 34 L. BALDASSARRI [1'33.963]							
Lap	Seg1	Seg2	Seg3	Seg4	Lap Time	km/h	Local Time
1	31.355	14.995	26.832	21.894	1'35.076	287,2	15:03'44.818
2	31.224	15.041	26.766	21.743	1'34.774	285,0	15:05'19.592
3	31.213	14.967	26.822	21.958	1'34.960	284,2	15:06'54.552
4	34.537	15.136	27.104	22.069	1'38.846	286,5	15:08'33.398
5	31.227	14.806	26.812	21.783	1'34.628	288,8	15:10'08.026
6	34.004	15.381	29.258	22.777	1'41.420	283,5	15:11'49.446
7	31.323	14.779	26.679	21.684	1'34.465	291,1	15:13'23.911
8	34.461	15.331	27.207	22.070	1'39.069	282,7	15:15'02.980
9	31.316	14.831	26.964	21.769	1'34.880	289,5	15:16'37.860
10	31.139	14.754	26.707	21.778	1'34.378	290,3	15:18'12.238
11	31.182	14.708	26.815	21.754	1'34.459	291,9	15:19'46.697
12	31.235	14.960	26.919	21.818	1'34.932	288,8	15:21'21.629
13	33.749	15.791	29.345	35.751	1'54.636P	272,7	15:23'16.265
14	10'45.145	15.639	27.634	22.530	11'50.948CP	283,5	15:35'07.213
15	31.310	14.883	27.025	22.151	1'35.369C	288,0	15:36'42.582
16	31.142	14.758	26.641	21.708	1'34.249	288,0	15:38'16.831
17	31.093	14.800	26.678	21.634	1'34.205	290,3	15:39'51.036
18	31.160	14.800	31.883	22.167	1'40.010	288,8	15:41'31.046
19	43.478	15.213	27.102	25.176	1'50.969	286,5	15:43'22.015
20	31.097	14.658	26.630	21.578	1'33.963	295,9	15:44'55.978
21	31.157	14.805	26.735	21.874	1'34.571	297,5	15:46'30.549

4° 9 D. PETRUCCI [1'34.092]								
Lap	Seg1	Seg2	Seg3	Seg4	Lap Time	km/h	Local Time	
1	31.300	15.582	27.338	22.074	22.053	1'35.990	289,5	15:03'25.805
2	31.278	15.199	27.438	22.053	1'35.990	289,5	15:03'25.805	
3	31.224	14.914	26.739	21.718	1'34.595	288,8	15:06'39.256	
4	31.433	14.986	27.006	21.873	1'35.298	291,1	15:08'14.554	
5	31.332	14.932	26.971	21.970	1'35.205	287,2	15:09'49.759	
6	31.289	15.020	26.903	21.906	1'35.118	288,8	15:11'24.877	
7	35.562	14.977	27.270	21.930	1'39.739	291,9	15:13'04.616	
8	31.201	14.817	26.802	21.779	1'34.599	292,7	15:14'39.215	
9	33.850	15.848	29.078	34.466	1'53.242P	271,4	15:16'32.457	
10	9'21.136	15.408	27.102	25.864	10'29.510P	285,7	15:27'01.967	
11	31.136	14.980	26.643	21.819	1'34.578	286,5	15:28'36.545	
12	31.226	14.930	26.808	21.994	1'34.958	285,7	15:30'11.503	
13	31.348	15.040	31.631	24.052	1'42.071	285,0	15:31'53.574	
14	31.290	15.474	30.017	22.572	1'39.353	286,5	15:33'32.927	
15	32.397	15.089	27.308	32.071	1'46.865P	285,0	15:35'19.792	
16	3'39.922	15.225	26.859	21.899	4'43.905P	285,7	15:40'03.697	
17	30.962	14.889	26.566	21.675	1'34.092	288,8	15:41'37.789	
18	31.148	15.279	31.352	25.693	1'43.472	289,5	15:43'21.261	
19	30.999	14.743	26.630	21.780	1'34.152	293,5	15:44'55.413	
20	31.426	14.842	26.904	21.905	1'35.077C	296,7	15:46'30.490	

5° 97 X. VIERGE [1'34.097]							
Lap	Seg1	Seg2	Seg3	Seg4	Lap Time	km/h	Local Time
1	31.358	15.577	27.777	22.633	283,5	15:02'11.619	
2	31.044	14.956	26.785	22.039	1'34.824	288,0	15:03'47.119
3	31.101	14.944	26.806	22.074	1'34.925	289,5	15:06'56.868
4	31.337	15.187	26.995	22.192	1'35.711	282,7	15:08'32.579
5	31.153	14.960	26.980	22.220	1'35.313	285,7	15:10'07.892
6	31.227	15.073	26.996	22.176	1'35.472	287,2	15:11'43.364
7	37.810	15.402	26.999	22.053	1'42.264	285,7	15:13'25.628
8	31.167	14.950	26.852	21.972	1'34.941	291,1	15:15'00.569
9	31.112	14.986	26.809	21.992	1'34.899	287,2	15:16'35.468
10	31.267	14.965	26.851	21.930	1'35.013	288,0	15:18'10.481
11	31.148	15.023	26.784	21.909	1'34.864	290,3	15:19'45.345
12	31.146	14.974	26.910	32.201	1'45.231P	287,2	15:21'30.576
13	14'00.165	15.615	31.466	25.599	15'12.845P	282,0	15:36'43.421
14	31.034	14.835	26.674	21.824	1'34.367	288,8	15:38'17.788
15	30.843	14.838	26.666	21.750	1'34.097	291,1	15:39'51.885
16	31.088	15.093	41.301	22.433	1'49.915	292,7	15:41'41.800
17	30.986	14.836	26.710	21.849	1'34.381	290,3	15:43'16.181
18	31.133	14.815	27.050	22.170	1'35.168	288,0	15:44'51.349
19	31.102	14.820	26.864	22.292	1'35.078	291,1	15:46'26.427

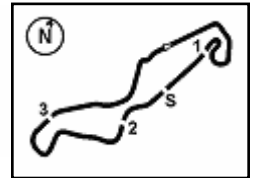
3° 7 I. LUCUONA [1'34.017]							
Lap	Seg1	Seg2	Seg3	Seg4	Lap Time	km/h	Local Time
1	31.038	14.849	26.980	22.056	1'34.923	296,7	15:03'29.031
2	31.275	14.814	26.717	21.816	1'34.622	295,1	15:05'03.653
3	31.065	14.828	26.804	22.015	1'34.712	293,5	15:06'38.365
4	31.066	14.838	26.873	21.831	1'34.608	293,5	15:08'12.973
5	31.024	14.791	26.705	21.784	1'34.304	291,9	15:09'47.277
6	31.068	14.757	26.686	21.855	1'34.366	292,7	15:11'21.643
7	31.080	14.730	26.665	21.855	1'34.330	295,1	15:12'55.973
8	31.028	14.760	26.635	21.755	1'34.178	295,9	15:14'30.151
9	30.994	16.759	27.514	22.156	1'37.423	295,1	15:16'07.574
10	30.934	14.725	26.636	21.722	1'34.017	293,5	15:17'41.591
11	34.050	14.994	26.882	32.414	1'48.340P	289,5	15:19'29.931
12	11'01.924	15.177	27.716	22.527	12'07.344P	291,1	15:31'37.275
13	31.119	14.826	26.749	21.870	1'34.564	289,5	15:33'11.839

6° 14 S. LOWES [1'34.143]							
Lap	Seg1	Seg2	Seg3	Seg4	Lap Time	km/h	Local Time
1	31.152	14.770	26.629	21.971	1'34.522	285,7	15:04'30.619
2	31.345	14.996	26.854	21.821	1'35.016	285,7	15:06'05.635
3	31.339	14.773	26.671	21.705	1'34.488	289,5	15:07'40.123
4	31.065	14.726	32.755	22.126	1'40.672	288,0	15:09'20.795
5	31.377	14.713	26.814	21.811	1'34.715	288,8	15:10'55.510

17/04/2026 P = Pits In/Out - C = Lap Time Cancelled

These data/results cannot be reproduced, stored and/or transmitted in whole or in part by any manner of electronic, mechanical, photocopying, recording, broadcasting or otherwise now known or herein after developed without the previous express consent by the copyright owner, except for reproduction in daily press and regular printed publications on sale to the public within 60 days of the event related to those data/results and always provided that copyright symbol appears together as follows below.

© DORNA WSBK ORGANIZATION Srl 2026



Pirelli Dutch Round, 17-19 April 2026
Chronological Analysis Free Practice 2nd Session

6	31.201	14.805	26.719	21.741	1'34.466	289,5	15:12'29.976
7	31.295	14.870	26.792	21.807	1'34.764	286,5	15:14'04.740
8	35.079	15.551	27.829	21.969	1'40.428	287,2	15:15'45.168
9	31.131	14.743	26.613	21.656	1'34.143	288,8	15:17'19.311
10	31.144	14.749	26.672	21.741	1'34.306	290,3	15:18'53.617
11	31.194	14.857	26.745	21.908	1'34.704	288,8	15:20'28.321
12	31.387	16.670	29.501	35.496	1'53.054P	260,2	15:22'21.375
13	8'52.699	15.449	27.657	22.195	9'58.000P	286,5	15:32'19.375
14	31.332	14.832	27.613	21.978	1'35.755	288,8	15:33'55.130
15	31.158	14.791	26.674	21.684	1'34.307	291,9	15:35'29.437
16	31.143	15.122	28.365	21.723	1'36.353C	291,1	15:37'05.790
17	31.332	14.852	26.870	21.824	1'34.878	289,5	15:38'40.668
18	31.391	14.813	31.129	22.363	1'39.696	291,1	15:40'20.364
19	31.408	14.852	26.953	21.846	1'35.059	289,5	15:41'55.423
20	31.428	14.892	27.153	22.075	1'35.548	289,5	15:43'30.971
21	31.640	14.901	27.166	22.022	1'35.729	289,5	15:45'06.700

9° 5 V. MONTELLA [1'34.430]							
Lap	Seg.1	Seg.2	Seg.3	Seg.4	Lap Time	km/h	Local Time
1	31.244	14.782	26.716	22.098	1'34.701	291,9	15:03'18.453
2	31.186	14.849	26.776	21.950	1'34.761	291,9	15:04'53.214
3	31.208	14.947	26.700	22.013	1'34.868	293,5	15:06'28.082
4	31.332	14.876	26.796	21.903	1'34.907	290,3	15:08'02.989
5	31.235	14.896	26.856	21.846	1'34.833	289,5	15:09'37.822
6	31.237	14.765	26.862	21.799	1'34.663	291,1	15:11'12.485
7	31.316	14.842	26.890	22.029	1'35.077	291,9	15:12'47.562
8	31.372	14.832	26.791	21.734	1'34.729	293,5	15:14'22.291
9	31.521	14.821	26.983	21.881	1'35.206	292,7	15:15'57.497
10	31.502	14.859	26.877	21.743	1'34.981	291,9	15:17'32.478
11	31.316	14.829	26.790	21.777	1'34.712	292,9	15:19'07.190
12	31.274	14.833	26.829	21.759	1'34.695	290,3	15:20'41.885
13	31.273	14.855	26.849	21.811	1'34.788	290,3	15:22'16.673
14	31.311	14.862	26.916	21.880	1'34.969	291,1	15:23'51.642
15	31.302	14.844	26.883	21.780	1'34.809C	290,3	15:25'26.451
16	31.311	14.871	26.996	21.818	1'34.996	291,1	15:27'01.447
17	34.490	15.301	29.019	33.078	1'51.888P	288,8	15:28'53.335
18	11'35.471	15.875	27.090	21.871	12'40.307P	272,7	15:41'33.642
19	31.220	14.850	26.826	21.690	1'34.586	291,9	15:43'08.228
20	31.138	14.729	26.907	21.737	1'34.511	293,5	15:44'42.739
21	31.132	14.729	26.865	21.704	1'34.430	293,5	15:46'17.169

7° 22 A. LOWES [1'34.189]							
Lap	Seg.1	Seg.2	Seg.3	Seg.4	Lap Time	km/h	Local Time
1	31.471	14.980	26.990	22.600	1'35.382	291,1	15:04'04.808
2	31.195	14.917	26.743	21.731	1'34.586	282,0	15:05'39.394
3	31.273	14.963	26.903	22.016	1'35.155	286,5	15:07'14.549
4	31.372	14.934	26.856	21.843	1'35.005	287,2	15:08'49.554
5	31.261	14.862	26.883	21.876	1'34.882	284,2	15:10'24.436
6	31.345	14.814	26.951	21.867	1'34.977	287,2	15:11'59.413
7	31.359	14.863	26.961	22.080	1'35.263	288,0	15:13'34.676
8	31.381	14.858	26.985	21.836	1'35.060	288,0	15:15'09.736
9	31.440	14.908	27.059	21.793	1'35.200	286,5	15:16'44.936
10	31.360	14.819	26.937	22.024	1'35.140	286,5	15:18'20.076
11	31.332	14.844	26.993	22.011	1'35.180	285,7	15:19'55.256
12	31.416	14.848	26.895	21.934	1'35.093	285,0	15:21'30.349
13	31.271	14.852	26.913	21.842	1'34.878	279,8	15:23'05.227
14	31.285	14.944	26.851	21.921	1'35.001	284,2	15:24'40.228
15	31.345	14.856	26.932	22.013	1'35.146	287,2	15:26'15.374
16	31.314	14.920	26.909	21.951	1'35.094	286,5	15:27'50.468
17	31.434	14.853	26.967	21.891	1'35.145	285,7	15:29'25.613
18	31.434	14.901	26.996	22.057	1'35.388	289,5	15:31'01.001
19	31.443	14.946	27.383	36.773	1'50.545P	285,7	15:32'51.546
20	8'15.837	15.056	27.442	22.192	9'20.527P	283,5	15:42'12.073
21	30.991	14.768	26.814	21.616	1'34.189	289,5	15:43'46.262
22	31.030	14.738	26.749	21.763	1'34.280	282,7	15:45'20.542

10° 67 A. SURRA [1'34.472]							
Lap	Seg.1	Seg.2	Seg.3	Seg.4	Lap Time	km/h	Local Time
1	31.374	15.031	26.785	22.647	1'35.172	292,7	15:02'10.034
2	31.268	15.087	26.741	22.000	1'35.096	289,5	15:05'20.302
3	31.240	14.890	26.826	21.952	1'34.908	291,1	15:06'55.210
4	34.129	15.285	26.956	22.051	1'38.421	289,5	15:08'33.631
5	31.424	14.918	26.885	21.903	1'35.130	290,3	15:10'08.761
6	31.610	15.049	26.958	22.102	1'35.719	289,5	15:11'44.480
7	31.414	15.084	27.203	32.578	1'46.279P	287,2	15:13'30.759
8	8'55.236	15.193	27.114	22.849	10'00.392P	289,5	15:23'31.151
9	31.282	15.040	26.877	21.896	1'35.095	289,5	15:25'06.246
10	31.484	15.055	27.079	22.180	1'35.798	288,0	15:26'42.044
11	31.505	15.204	26.943	22.200	1'35.852	286,5	15:28'17.896
12	31.512	15.027	27.141	22.177	1'35.857	288,0	15:29'53.753
13	31.799	14.994	27.016	22.103	1'35.912	290,3	15:31'29.665
14	31.461	15.023	27.062	31.670	1'45.216P	290,3	15:33'14.881
15	5'26.413	17.298	31.112	21.885	6'36.708P	248,3	15:39'51.589
16	31.032	14.893	26.876	22.148	1'34.949	293,5	15:41'26.538
17	38.624	15.077	26.784	21.755	1'42.240	290,3	15:43'08.778
18	31.213	14.783	26.832	21.758	1'34.586	291,1	15:44'43.364
19	31.134	14.880	26.732	21.726	1'34.472	291,9	15:46'17.836

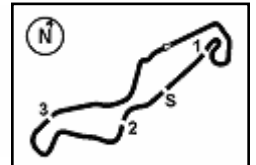
8° 19 A. BAUTISTA [1'34.250]							
Lap	Seg.1	Seg.2	Seg.3	Seg.4	Lap Time	km/h	Local Time
1	31.396	14.998	26.705	22.061	1'35.160	288,0	15:04'22.960
2	34.069	15.024	26.728	22.075	1'37.896	288,0	15:06'00.856
3	31.230	14.818	26.771	21.927	1'34.746	291,9	15:07'35.602
4	31.256	14.779	26.690	21.912	1'34.637	290,3	15:09'10.239
5	31.030	15.009	34.774	33.022	1'53.835P	285,7	15:11'04.074
6	12'12.336	15.150	27.257	21.976	13'16.719P	288,0	15:24'20.793
7	31.167	14.893	26.736	21.855	1'34.651	295,1	15:25'55.444
8	31.234	14.693	26.597	21.891	1'34.415	291,1	15:27'29.859
9	31.019	14.836	26.608	21.787	1'34.250	291,1	15:29'04.109
10	31.149	14.804	27.021	21.851	1'34.825	291,1	15:30'38.934
11	31.199	14.818	26.765	21.908	1'34.690	291,9	15:32'13.624
12	31.127	14.727	26.747	21.808	1'34.409	290,3	15:33'48.033
13	32.348	15.121	28.351	22.027	1'37.847	289,5	15:35'25.880
14	31.189	14.945	29.564	22.072	1'37.770C	291,1	15:37'03.650
15	31.156	14.761	26.617	21.720	1'34.254C	291,9	15:38'37.904
16	31.178	14.656	26.688	21.775	1'34.297C	295,9	15:40'12.201
17	31.088	14.672	26.717	21.805	1'34.282	295,1	15:41'46.483
18	31.081	14.616	26.797	21.815	1'34.309	299,2	15:43'20.792

11° 88 M. OLIVEIRA [1'34.551]							
Lap	Seg.1	Seg.2	Seg.3	Seg.4	Lap Time	km/h	Local Time
1	31.486	14.958	26.968	22.347	1'35.759	297,5	15:01'59.511
2	31.325	15.037	26.793	22.170	1'35.325	291,9	15:05'10.595
3	31.203	14.980	26.952	21.962	1'35.097	293,5	15:06'45.692
4	34.759	15.183	27.103	22.128	1'39.173	295,1	15:08'24.865
5	31.260	14.936	26.761	21.883	1'34.840	292,7	15:09'59.705
6	31.295	14.923	27.969	24.723	1'38.910	298,3	15:11'38.615
7	33.005	15.547	28.517	32.225	1'49.294P	289,5	15:13'27.909
8	8'56.660	15.393	27.422	22.844	10'02.319P	289,5	15:23'30.228
9	31.481	15.047	26.864	22.095	1'35.487	290,3	15:25'05.715

17/04/2026 P = Pits In/Out - C = Lap Time Cancelled

These data/results cannot be reproduced, stored and/or transmitted in whole or in part by any manner of electronic, mechanical, photocopying, recording, broadcasting or otherwise now known or herein after developed without the previous express consent by the copyright owner, except for reproduction in daily press and regular printed publications on sale to the public within 60 days of the event related to those data/results and always provided that copyright symbol appears together as follows below.

© DORNA WSBK ORGANIZATION Srl 2026



TT Circuit Assen 4.542 m

Pirelli Dutch Round, 17-19 April 2026

Chronological Analysis Free Practice 2nd Session

3 / 5

Lap	Seg1	Seg2	Seg3	Seg4	Lap Time	km/h	Local Time	Lap	Seg1	Seg2	Seg3	Seg4	Lap Time	km/h	Local Time
10	34.724	16.272	27.935	22.212	1'41.143	295,1	15:26'46.858	4	31.262	14.896	26.897	21.954	1'35.009	292,7	15:08'16.160
11	31.306	14.964	26.941	22.008	1'35.219	295,1	15:28'22.077	5	31.486	14.998	26.998	22.153	1'35.635	281,3	15:09'51.795
12	31.357	15.997	28.290	31.663	1'47.307P	287,2	15:30'09.384	6	34.915	15.214	27.538	31.386	1'49.053P	288,0	15:11'40.848
13	8'54.565	15.604	27.238	22.285	9'59.692P	291,1	15:40'09.076	7	9'52.986	15.295	26.896	22.076	10'57.253P	289,5	15:22'38.101
14	31.536	14.995	26.954	22.026	1'35.511	293,5	15:41'44.587	8	31.151	14.854	26.841	21.950	1'34.796	291,9	15:24'12.897
15	31.224	15.008	26.715	22.134	1'35.081	297,5	15:43'19.668	9	31.439	15.011	26.837	22.094	1'35.381	289,5	15:25'48.278
16	36.345	14.997	26.973	21.967	1'40.282	299,2	15:44'59.950	10	32.629	15.977	29.741	33.557	1'51.904P	264,1	15:27'40.182
17	31.186	14.783	26.760	21.822	1'34.551	300,8	15:46'34.501	11	11'03.334	17.161	30.750	22.037	12'13.282P	241,1	15:39'53.464
								12	31.133	14.900	26.793	21.895	1'34.721	291,1	15:41'28.185
								13	39.362	15.018	29.537	30.418	1'54.335	291,1	15:43'22.520
								14	31.300	14.847	26.775	21.870	1'34.792	295,1	15:44'57.312
								15	36.258	15.163	29.133	22.765	1'43.319	292,7	15:46'40.631

12° 47 A. BASSANI [1'34.620]

Lap	Seg1	Seg2	Seg3	Seg4	Lap Time	km/h	Local Time
		15.412	27.671	22.125	281,3	15:02'17.850	
1	31.191	14.713	26.722	21.994	1'34.620	285,0	15:03'52.470
2	31.144	14.821	27.205	21.843	1'35.013	284,2	15:05'27.483
3	31.084	15.000	26.996	21.965	1'35.045	283,5	15:07'02.528
4	31.347	14.924	26.899	21.863	1'35.033	282,7	15:08'37.561
5	31.304	14.864	26.998	22.056	1'35.222	282,0	15:10'12.783
6	31.543	14.873	26.943	21.945	1'35.304	283,5	15:11'48.087
7	31.430	14.908	27.135	21.964	1'35.437	285,0	15:13'23.524
8	31.393	14.933	27.001	21.991	1'35.318	285,7	15:14'58.842
9	31.341	14.950	26.985	21.812	1'35.088	284,2	15:16'33.930
10	31.272	14.871	27.023	22.083	1'35.249C	286,5	15:18'09.179
11	31.293	14.883	26.982	21.840	1'34.998	283,5	15:19'44.177
12	31.218	15.005	27.029	21.900	1'35.152	282,0	15:21'19.329
13	31.564	14.992	27.025	21.905	1'35.486	281,3	15:22'54.815
14	31.419	14.940	27.046	21.816	1'35.221	282,0	15:24'30.036
15	31.349	14.932	26.887	21.915	1'35.083	282,7	15:26'05.119
16	31.321	14.926	26.995	21.889	1'35.131	283,5	15:27'40.250
17	31.468	14.834	26.982	22.104	1'35.388	283,5	15:29'15.638
18	31.451	14.905	27.066	22.054	1'35.476	285,7	15:30'51.114
19	31.426	14.936	27.095	22.183	1'35.640	285,0	15:32'26.754
20	37.199	15.983	28.844	33.284	1'55.310P	273,4	15:34'22.064
21	6'08.429	15.093	27.002	22.098	7'12.622P	288,0	15:41'34.686
22	32.063	14.993	27.201	21.817	1'36.074	285,7	15:43'10.760
23	31.170	14.795	26.944	21.827	1'34.736	284,2	15:44'45.496
24	40.188	24.080	28.837	22.602	1'55.707	145,2	15:46'41.203

15° 95 T. MACKENZIE [1'34.733]

Lap	Seg1	Seg2	Seg3	Seg4	Lap Time	km/h	Local Time
		16.037	27.577	22.289	259,6	15:01'57.054	
1	31.373	14.935	27.281	22.094	1'35.683	288,8	15:03'32.737
2	31.311	14.931	27.138	21.962	1'35.342	290,3	15:05'08.079
3	31.153	14.928	26.891	22.002	1'34.974	288,8	15:06'43.053
4	31.335	14.897	26.962	21.854	1'35.048	289,5	15:08'18.101
5	31.115	14.882	26.884	21.852	1'34.733	288,8	15:09'52.834
6	31.603	14.929	27.082	22.031	1'35.645	288,0	15:11'28.479
7	31.347	14.997	27.040	22.075	1'35.459	289,5	15:13'03.938
8	31.178	14.934	26.966	21.983	1'35.061	289,5	15:14'38.999
9	31.226	14.911	27.134	22.006	1'35.277	291,1	15:16'14.276
10	31.286	14.988	27.034	21.878	1'35.186	288,8	15:17'49.462
11	31.152	14.952	27.076	22.054	1'35.234	289,5	15:19'24.696
12	31.118	15.001	27.045	21.847	1'35.011	286,5	15:20'59.707
13	31.254	14.987	27.103	22.067	1'35.411	287,2	15:22'35.118
14	42.071	15.658	27.205	32.217	1'57.151P	278,4	15:24'32.269
15	12'13.169	16.996	31.459	22.013	13'23.637CP	244,9	15:37'55.906
16	31.272	14.978	26.929	21.900	1'35.079C	291,1	15:39'30.985
17	31.143	14.913	26.962	21.965	1'34.983	288,8	15:41'05.968
18	31.085	14.839	27.003	22.023	1'34.950	289,5	15:42'40.918
19	31.241	14.884	27.050	22.043	1'35.218	290,3	15:44'16.136
20	31.347	15.901	29.473	23.166	1'39.887	288,8	15:45'56.023

13° 55 A. LOCATELLI [1'34.676]

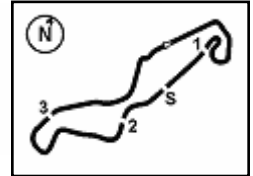
Lap	Seg1	Seg2	Seg3	Seg4	Lap Time	km/h	Local Time
		15.311	27.642	22.749	288,0	15:02'00.089	
1	31.468	15.187	27.760	22.665	1'37.080	283,5	15:03'37.169
2	31.384	14.951	26.933	21.878	1'35.146	287,2	15:05'12.315
3	31.101	14.907	26.977	22.956	1'35.941	287,2	15:06'48.256
4	31.699	14.959	27.047	21.836	1'35.541	285,7	15:08'23.797
5	31.144	14.885	26.951	21.696	1'34.676	287,2	15:09'58.473
6	31.424	15.194	27.222	22.077	1'35.917	279,1	15:11'34.390
7	31.289	14.931	27.051	21.895	1'35.166	288,8	15:13'09.556
8	32.722	15.492	27.836	32.250	1'48.300P	284,2	15:14'57.856
9	10'40.938	15.136	27.124	22.135	11'45.333P	282,7	15:26'43.189
10	31.236	15.055	26.972	21.862	1'35.125	286,5	15:28'18.314
11	31.329	15.106	27.020	22.109	1'35.564	288,0	15:29'53.878
12	31.389	14.944	27.115	21.839	1'35.287	285,0	15:31'29.165
13	31.493	15.091	27.186	31.430	1'45.200P	284,2	15:33'14.365
14	9'06.299	14.861	27.185	21.693	10'10.038P	290,3	15:43'24.403
15	31.145	14.782	27.088	21.889	1'34.904	288,8	15:44'59.307
16	31.126	14.939	27.002	21.954	1'35.021	292,7	15:46'34.328

16° 87 R. GARDNER [1'34.989]

Lap	Seg1	Seg2	Seg3	Seg4	Lap Time	km/h	Local Time
		15.884	27.940	22.683	277,6	15:01'58.381	
1	31.822	15.246	27.392	22.361	1'36.821	287,2	15:03'35.202
2	31.790	15.063	27.173	22.130	1'36.156	288,8	15:05'11.358
3	31.637	14.865	27.317	26.807	1'40.626C	288,0	15:06'51.984
4	38.582	15.226	27.466	32.946	1'54.220CP	282,7	15:08'46.204
5	9'32.996	17.525	27.520	22.307	10'40.348P	184,0	15:19'26.552
6	31.265	14.905	26.970	21.984	1'35.124	286,5	15:21'01.676
7	31.442	15.055	27.007	22.030	1'35.534	283,5	15:22'37.210
8	31.388	14.890	26.955	21.868	1'35.101	285,7	15:24'12.311
9	31.354	14.915	26.990	21.915	1'35.174	284,2	15:25'47.485
10	35.999	15.289	27.526	33.586	1'52.400P	283,5	15:27'39.885
11	9'35.885	15.262	27.298	25.257	10'43.702P	282,0	15:38'23.587
12	31.647	15.017	28.844	25.476	1'40.984	285,7	15:40'04.571
13	31.401	15.290	27.063	22.011	1'35.765	288,0	15:41'40.336
14	31.310	14.852	26.990	21.837	1'34.989	286,5	15:43'15.325
15	31.355	14.854	27.040	21.860	1'35.109	287,2	15:44'50.434
16	31.438	14.955	27.070	22.813	1'36.276	285,7	15:46'26.710

14° 46 T. BRIDEWELL [1'34.721]

Lap	Seg1	Seg2	Seg3	Seg4	Lap Time	km/h	Local Time
		15.716	28.484	22.486	279,1	15:01'53.382	
1	31.504	15.00					



TT Circuit Assen 4.542 m

Pirelli Dutch Round, 17-19 April 2026

Chronological Analysis Free Practice 2nd Session

4 / 5

4	31.171	14.910	26.946	22.071	1'35.098	284,2	15:12'52.015	1	31.725	15.197	27.173	22.197	1'36.292	283,5	15:03'27.595
5	31.388	14.864	26.927	21.925	1'35.104	289,5	15:14'27.119	2	31.577	15.024	27.141	21.984	1'35.726	284,2	15:05'03.321
6	31.692	15.091	27.202	21.998	1'35.983	283,5	15:16'03.102	3	31.334	15.111	27.008	22.000	1'35.453	287,2	15:06'38.774
7	31.653	14.952	27.043	22.138	1'35.786	287,2	15:17'38.888	4	31.498	14.988	27.048	21.891	1'35.425	285,7	15:08'14.199
8	31.487	14.957	27.053	22.061	1'35.558	285,7	15:19'14.446	5	31.289	14.950	27.160	23.903	1'37.302	285,0	15:09'51.501
9	38.240	15.135	27.238	22.231	1'42.844	285,7	15:20'57.290	6	36.951	18.619	27.501	22.132	1'45.203	179,7	15:11'36.704
10	31.300	14.973	27.197	22.059	1'35.529	287,2	15:22'32.819	7	31.581	15.040	27.121	21.951	1'35.693	285,0	15:13'12.397
11	31.273	14.901	27.008	22.030	1'35.212	286,5	15:24'08.031	8	35.217	15.786	28.293	33.839	1'53.135P	268,0	15:15'05.532
12	33.002	15.181	27.124	32.000	1'47.307P	285,7	15:25'55.338	9	8'59.011	15.238	27.521	22.124	10'03.894P	282,0	15:25'09.426
13	8'37.343	15.240	27.255	22.433	9'42.271P	284,2	15:35'37.609	10	31.559	15.621	27.321	22.038	1'36.539	288,0	15:26'45.965
14	31.246	15.350	27.962	22.077	1'36.635C	284,2	15:37'14.244	11	31.550	15.161	27.101	21.932	1'35.744	283,5	15:28'21.709
15	31.232	14.980	27.113	21.997	1'35.322	287,2	15:38'49.566	12	31.524	15.200	27.195	22.124	1'36.043	285,0	15:29'57.752
16	31.323	15.130	27.118	21.876	1'35.447	278,4	15:40'25.013	13	31.487	15.042	27.113	22.129	1'35.771	285,7	15:31'33.523
17	31.485	14.999	27.156	22.156	1'35.796	286,5	15:42'00.809	14	38.877	15.600	28.604	33.059	1'56.140P	273,4	15:33'29.663
18	31.375	15.048	27.256	22.140	1'35.819	288,0	15:43'36.628	15	3'28.780	15.328	27.100	21.930	4'33.138P	279,1	15:38'02.801
19	31.443	15.364	27.328	22.094	1'36.229	285,7	15:45'12.857	16	31.356	15.080	27.021	21.974	1'35.431	282,7	15:39'38.232
								17	31.414	15.024	26.956	21.857	1'35.251	284,2	15:41'13.483
								18	31.337	15.029	27.259	21.917	1'35.542	285,0	15:42'49.025
								19	34.659	15.227	27.371	22.419	1'39.676	284,2	15:44'28.701
								20	31.430	14.968	27.118	22.079	1'35.595	285,7	15:46'04.296

18° 85 T. SMITS [1'35.121]

Lap	Seg1	Seg2	Seg3	Seg4	Lap Time	km/h	Local Time
		15.647	28.168	22.220	268,0	15:01'41.883	
1	31.517	15.086	26.974	21.961	1'35.538	275,5	15:03'17.421
2	31.331	14.964	26.982	21.844	1'35.121	279,1	15:04'52.542
3	31.367	15.014	26.955	21.922	1'35.258	278,4	15:06'27.800
4	31.456	15.276	26.974	22.007	1'35.713	272,0	15:08'03.513
5	31.669	15.012	27.023	22.014	1'35.718	278,4	15:09'39.231
6	31.580	15.000	27.214	22.084	1'35.878	279,1	15:11'15.109
7	31.690	15.101	27.075	22.078	1'35.944	278,4	15:12'51.053
8	31.568	15.110	27.079	22.138	1'35.895	279,1	15:14'26.948
9	31.642	15.074	27.174	22.224	1'36.114	282,7	15:16'03.062
10	32.117	15.125	27.127	22.221	1'36.590	280,5	15:17'39.652
11	31.634	14.987	27.991	30.491	1'45.103P	279,1	15:19'24.755
12	6'21.270	15.535	27.309	22.872	7'26.986P	274,1	15:26'51.741
13	31.353	15.110	26.979	22.123	1'35.565	274,8	15:28'27.306
14	31.399	15.056	27.031	22.112	1'35.598	278,4	15:30'02.904
15	31.456	14.991	27.002	22.194	1'35.643	279,8	15:31'38.547
16	31.534	15.023	26.822	21.961	1'35.340	278,4	15:33'13.887
17	31.393	14.975	26.950	21.930	1'35.248	279,1	15:34'49.135
18	31.353	14.989			10'38.313P	276,9	15:45'27.448

21° 35 S. CHANTRA [1'35.253]

Lap	Seg1	Seg2	Seg3	Seg4	Lap Time	km/h	Local Time
		16.005	27.659	22.890	281,3	15:02'03.828	
1	31.950	15.223	27.280	22.478	1'36.931	286,5	15:03'40.759
2	31.858	17.504	36.374	22.769	1'48.505	286,5	15:05'29.264
3	31.737	15.325	27.292	22.549	1'36.903	288,0	15:07'06.167
4	31.703	15.146	27.311	22.424	1'36.584	288,0	15:08'42.751
5	31.535	15.209	27.171	22.488	1'36.403	285,0	15:10'19.154
6	31.585	15.274	27.359	22.626	1'36.844	288,8	15:11'55.998
7	32.520	15.773	27.809	31.937	1'48.039P	287,2	15:13'44.037
8	5'48.990	15.722	28.395	25.715	6'58.822P	281,3	15:20'42.859
9	31.922	15.363	27.263	22.540	1'37.088	283,5	15:22'19.947
10	31.755	15.181	27.194	22.290	1'36.420	286,5	15:23'56.367
11	31.445	15.150	27.034	22.242	1'35.871	288,0	15:25'32.238
12	31.821	15.307	27.377	22.722	1'37.227	288,0	15:27'09.465
13	31.353	15.221	27.270	31.677	1'45.521P	286,5	15:28'54.986
14	5'59.381	15.959	27.849	22.586	7'05.775P	279,8	15:36'00.761
15	31.678	15.371	27.764	22.554	1'37.367	285,0	15:37'38.128
16	31.480	15.071	26.880	22.153	1'35.584	286,5	15:39'13.712
17	31.160	15.017	26.937	22.139	1'35.253	288,8	15:40'48.965
18	31.237	15.123	27.121	22.371	1'35.852	288,8	15:42'24.817
19	31.333	15.082	26.968	22.235	1'35.618	288,0	15:44'00.435
20	31.352	15.563	27.348	22.498	1'36.761	290,3	15:45'37.196

19° 65 J. REA [1'35.124]

Lap	Seg1	Seg2	Seg3	Seg4	Lap Time	km/h	Local Time
		15.351	27.129	22.822	282,0	15:02'00.747	
1	31.665	15.581	27.336	31.346	1'45.928P	279,8	15:03'46.675
2	3'57.144	15.514	28.829	22.041	5'03.528P	279,8	15:08'50.203
3	31.438	15.010	26.917	21.886	1'35.251	284,2	15:10'25.454
4	31.806	15.011	26.998	22.236	1'36.051	284,2	15:12'01.505
5	31.402	14.933	27.090	21.908	1'35.333C	283,5	15:13'36.838
6	31.532	14.968	27.095	22.234	1'35.829	283,5	15:15'12.667
7	31.465	15.070	31.024	22.698	1'40.257	284,2	15:16'52.924
8	31.423	15.046	26.988	31.806	1'45.263P	282,7	15:18'38.187
9	9'28.776	16.245	30.831	22.159	10'38.011P	281,3	15:29'16.198
10	31.428	14.875	26.982	21.978	1'35.263	284,2	15:30'51.461
11	31.509	15.163	27.208	22.025	1'35.905	286,5	15:32'27.366
12	31.410	15.036	27.024	31.734	1'45.204P	282,0	15:34'12.570
13	3'54.148	15.539	30.055	22.392	5'02.134P	279,8	15:39'14.704
14	31.313	14.968	26.942	21.901	1'35.124	284,2	15:40'49.828
15	31.264	14.977	27.016	21.955	1'35.212C	285,7	15:42'25.040
16	47.700	14.940	26.894	22.312	1'51.846	288,0	15:44'16.886
17	31.305	15.001	27.077	22.130	1'35.513	285,7	15:45'52.399

22° 54 B. SOFUOGLU [1'35.481]

Lap	Seg1	Seg2	Seg3	Seg4	Lap Time	km/h	Local Time
		15.613	27.605	22.418	280,5	15:01'49.021	
1	31.784	15.377	27.365	22.175	1'36.701C	280,5	15:03'25.722
2	31.659	15.118	27.193	22.422	1'36.392	285,7	15:05'02.114
3	31.479	15.258	27.400	22.409	1'36.546	279,8	15:06'38.660
4	31.791	15.259	27.193	23.031	1'37.274	285,7	15:08'15.934
5	31.506	15.209	27.212	22.217	1'36.144	282,7	15:09'52.078
6	35.237	15.521	27.387	33.462	1'51.607P	282,7	15:11'43.685
7	4'49.801	18.113	28.840	23.603	6'00.357P	199,6	15:17'44.042
8	31.529	15.440	26.803	22.216	1'35.988	281,3	15:19'20.030
9	31.443	15.193	27.035	22.069	1'35.740	282,7	15:20'55.770
10	31.396	15.274	27.048	22.177	1'35.895C	282,7	15:22'31.665
11	31.293	15.079	26.925	22.184	1'35.481	283,5	15:24'07.146
12	38.172	15.872	28.863	33.747	1'56.654P	278,4	15:26'03.800
13	8'55.907	15.627	27.511	22.394	10'01.439P	279,8	15:36'05.239
14	31.389	15.200	26.960	22.084	1'35.633	280,5	15:37'40.872
15	31.373	15.060	26.914	22.164	1'35.511	285,7	15:39'16.383
16	31.911	15.413	27.692	32.859	1'47.875P	284,2	15:41'04.258

20° 62 S. MANZI [1'35.251]

Lap	Seg1	Seg2	Seg3	Seg4	Lap Time	km/h	Local Time
		15.519	27.632	22.409	280,5	15:01'51.303	

17/04/2026 P = Pits In/Out - C = Lap Time Cancelled

These data/results cannot be reproduced, stored and/or transmitted in whole or in part by any manner of electronic, mechanical, photocopying, recording, broadcasting or otherwise now known or herein after developed without the previous express consent by the copyright owner, except for reproduction in daily press and regular printed publications on sale to the public within 60 days of the event related to those data/results and always provided that copyright symbol appears together as follows below.

© DORNA WSBK ORGANIZATION Srl 2026

Pirelli Dutch Round, 17-19 April 2026

Chronological Analysis Free Practice 2nd Session

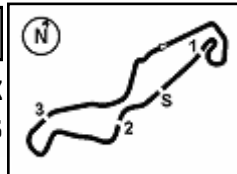
17	2'14.932	15.215	27.561	22.364	3'20.072P	282,0	15:44'24.330
18	31.606	15.078	27.076	22.210	1'35.970	282,7	15:46'00.300

23°							
13 M. RATO [1'36.149]							
Lap	Seg.1	Seg.2	Seg.3	Seg.4	Lap Time	km/h	Local Time
		15.526	27.602	22.455		278,4	15:01'51.476
1	31.825	15.124	27.261	22.214	1'36.424	284,2	15:03'27.900
2	31.729	15.014	27.466	22.148	1'36.357	283,5	15:05'04.257
3	31.753	15.110	27.379	25.306	1'39.548C	284,2	15:06'43.805
4	32.035	15.163	27.549	22.592	1'37.339C	279,8	15:08'21.144
5	31.732	15.211	27.512	22.339	1'36.794	279,8	15:09'57.938
6	31.800	15.340	27.470	22.215	1'36.825	282,0	15:11'34.763
7	34.044	15.153	27.637	33.900	1'50.734P	286,5	15:13'25.497
8	6'35.745	15.333	27.318	22.416	7'40.812CP	278,4	15:21'06.309
9	31.663	15.253	27.425	22.278	1'36.619	280,5	15:22'42.928
10	31.722	15.291	27.427	22.354	1'36.794C	277,6	15:24'19.722
11	31.738	15.240	27.282	22.179	1'36.439	279,1	15:25'56.161
12	31.726	15.266	27.308	22.380	1'36.680C	284,2	15:27'32.841
13	32.096	15.345	27.798	33.067	1'48.306P	279,1	15:29'21.147
14	7'55.595	15.184	27.254	22.561	9'00.594P	279,1	15:38'21.741
15	31.741	15.213	27.454	22.250	1'36.658	280,5	15:39'58.399
16	31.656	15.167	27.168	22.158	1'36.149	285,0	15:41'34.548
17	32.294	15.256	27.267	22.070	1'36.887	283,5	15:43'11.435
18	36.356	14.984	27.233	22.451	1'41.024	283,5	15:44'52.459
19	31.625	22.334	31.284	22.628	1'47.871	281,3	15:46'40.330

17/04/2026 P = Pits In/Out - C = Lap Time Cancelled

These data/results cannot be reproduced, stored and/or transmitted in whole or in part by any manner of electronic, mechanical, photocopying, recording, broadcasting or otherwise now known or herein after developed without the previous express consent by the copyright owner, except for reproduction in daily press and regular printed publications on sale to the public within 60 days of the event related to those data/results and always provided that copyright symbol appears together as follows below.

© DORNA WSBK ORGANIZATION Srl 2026



TT Circuit Assen 4.542 m

Pirelli Dutch Round, 17-19 April 2026

Best Laps & Speeds

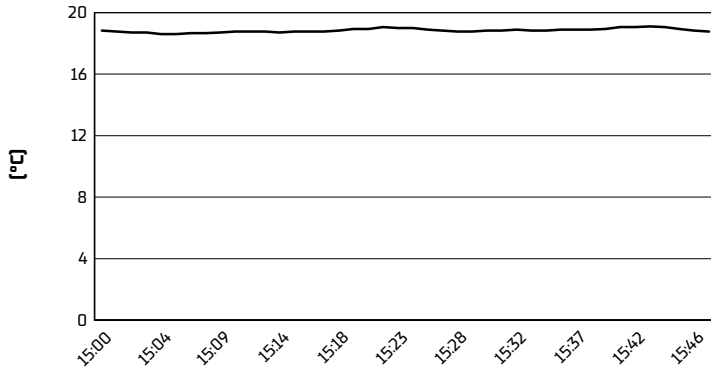
No.	Rider Bike	Nat	Best Lap		FP1		FP2												
			LL	SPD	LL	SPD	LL	SPD											
1	11 N. BULEGA Ducati Panigale V4R	ITA	1'33.687 39 295,9		1'33.952 20 292,7		1'33.687 19 295,9												
2	34 L. BALDASSARRI Ducati Panigale V4R	ITA	1'33.963 43 297,5		1'34.527 22 291,9		1'33.963 21 297,5												
3	7 I. LECUONA Ducati Panigale V4R	ESP	1'34.017 39 298,3		1'34.208 19 295,1		1'34.017 20 298,3												
4	9 D. PETRUCCI BMW M 1000 RR	ITA	1'34.092 34 296,7		1'34.737 14 294,3		1'34.092 20 296,7												
5	97 X. VIERGE Yamaha YZF R1	ESP	1'34.097 37 292,7		1'34.713 18 290,3		1'34.097 19 292,7												
6	14 S. LOWES Ducati Panigale V4R	GBR	1'34.143 39 291,9		1'34.428 18 288,8		1'34.143 21 291,9												
7	22 A. LOWES bimota KB998 Rimini	GBR	1'34.189 40 291,1		1'34.817 18 287,2		1'34.189 22 291,1												
8	19 A. BAUTISTA Ducati Panigale V4R	ESP	1'34.250 39 299,2		1'34.738 19 290,3		1'34.250 20 299,2												
9	5 Y. MONTELLA Ducati Panigale V4R	ITA	1'34.430 40 293,5		1'34.820 19 293,5		1'34.430 21 293,5												
10	67 A. SURRA Ducati Panigale V4R	ITA	1'34.472 37 293,5		1'35.748 18 292,7		1'34.472 19 293,5												
11	88 M. OLIVEIRA BMW M 1000 RR	POR	1'34.551 29 300,8		1'35.147 12 296,7		1'34.551 17 300,8												
12	47 A. BASSANI bimota KB998 Rimini	ITA	1'34.620 41 288,0		1'35.016 17 285,7		1'34.620 24 288,0												
13	55 A. LOCATELLI Yamaha YZF R1	ITA	1'34.676 36 292,7		1'35.149 20 288,0		1'34.676 16 292,7												
14	46 T. BRIDEWELL Ducati Panigale V4R	GBR	1'34.721 33 295,1		1'35.464 18 292,7		1'34.721 15 295,1												
15	95 T. MACKENZIE Ducati Panigale V4R	GBR	1'34.733 38 293,5		1'34.887 18 293,5		1'34.733 20 291,1												
16	87 R. GARDNER Yamaha YZF R1	AUS	1'34.989 34 289,5		1'35.485 18 289,5		1'34.989 16 288,8												
17	31 G. GERLOFF Kawasaki ZX-10RR	USA	1'35.098 37 292,7		1'35.301 18 291,1		1'35.098 19 292,7												
18	85 T. SMITS Yamaha YZF R1	NED	1'35.121 38 282,7		1'35.471 20 279,8		1'35.121 18 282,7												
19	65 J. REA Honda CBR1000RR-R SP	GBR	1'35.124 34 288,0		1'35.592 17 285,7		1'35.124 17 288,0												
20	62 S. MANZI Yamaha YZF R1	ITA	1'35.251 40 288,0		1'36.129 20 288,0		1'35.251 20 288,0												
21	35 S. CHANTRA Honda CBR1000RR-R SP	THA	1'35.253 39 290,3		1'36.276 19 289,5		1'35.253 20 290,3												
22	54 B. SOFUOGLU Yamaha YZF R1	TUR	1'35.455 40 288,8		1'35.455 22 288,8		1'35.481 18 285,7												
23	13 M. RATO Yamaha YZF R1	ITA	1'36.149 37 286,5		1'36.519 18 282,0		1'36.149 19 286,5												

17/04/2026
These data/results cannot be reproduced, stored and/or transmitted in whole or in part by any manner of electronic, mechanical, photocopying, recording, broadcasting or otherwise now known or herein after developed without the previous express consent by the copyright owner, except for reproduction in daily press and regular printed publications on sale to the public within 60 days of the event related to those data/results and always provided that copyright symbol appears together as follows below.
© DORNA WSBK ORGANIZATION Srl 2026

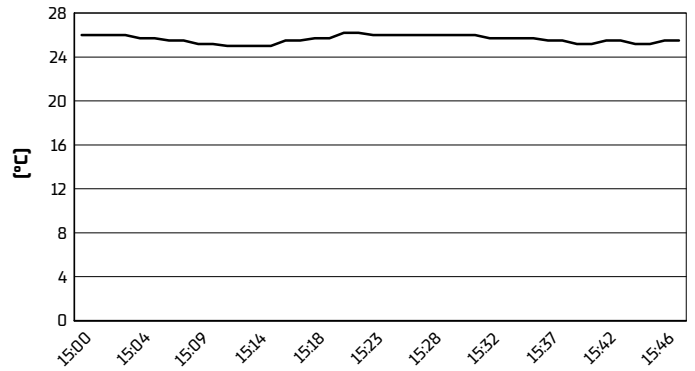


Pirelli Dutch Round, 17-19 April 2026
Weather Report Free Practice 2nd Session
Session started 15:00 - Session ended 15:49

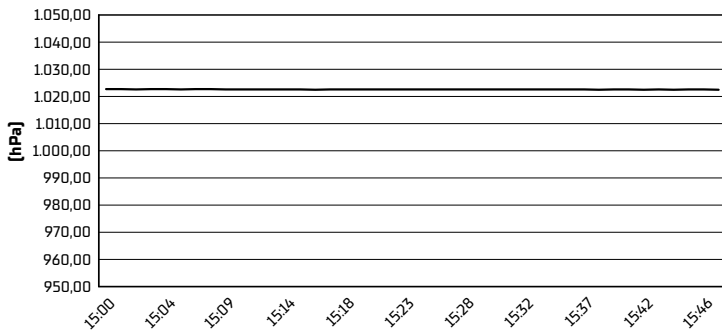
Air Temperature



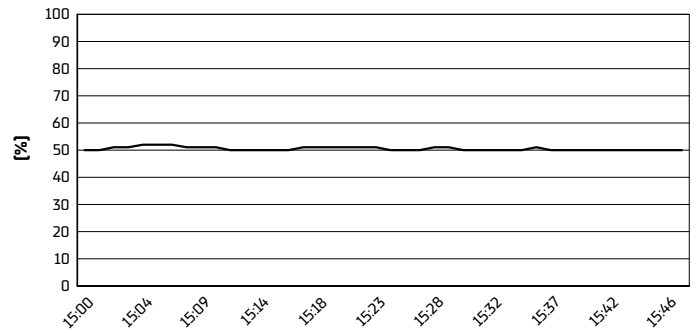
Track Temperature



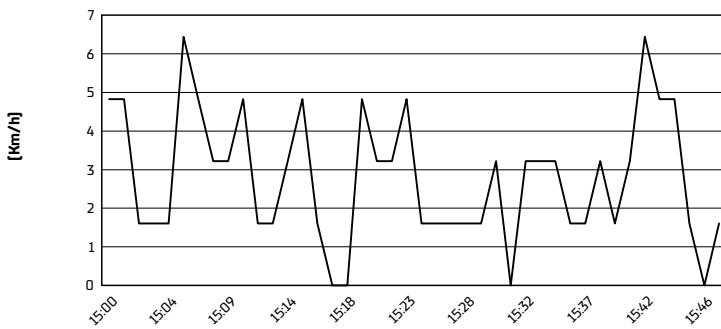
Air Pressure



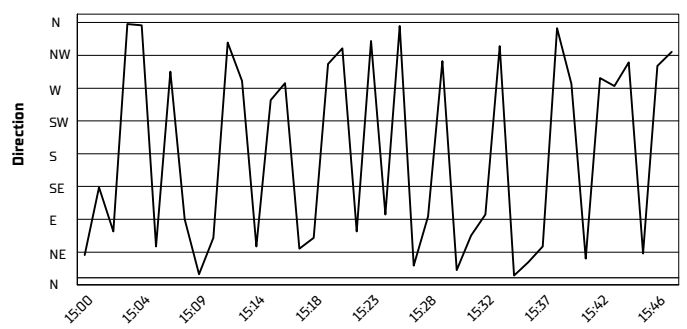
Humidity



Wind Speed



Wind Direction



17/04/2026

These data/results cannot be reproduced, stored and/or transmitted in whole or in part by any manner of electronic, mechanical, photocopying, recording, broadcasting or otherwise now known or herein after developed without the previous express consent by the copyright owner, except for reproduction in daily press and regular printed publications on sale to the public within 60 days of the event related to those data/results and always provided that copyright symbol appears together as follows below.

© DORNA WSBK ORGANIZATION Srl 2026