

## Pirelli Dutch Round, 17-19 April 2026

### Results Free Practice 3rd Session

No.	Rider	Nat	Team	Bike	Class	Time	Gap	Rel.	Laps	Speed	
										Avg	Max
1	<b>7 I. LECUONA</b>	ESP	Aruba.it Racing - Ducati	Ducati Panigale V4R		<b>1'32.823</b>			10	176,155	<b>296,7</b>
2	<b>22 A. LOWES</b>	GBR	bimota by Kawasaki Racing Team	bimota KB998 Rimini		<b>1'33.082</b>	0.259	0.259	10	175,664	<b>291,9</b>
3	<b>19 A. BAUTISTA</b>	ESP	Barni Spark Racing Team	Ducati Panigale V4R	IND	<b>1'33.177</b>	0.354	0.095	11	175,485	<b>296,7</b>
4	<b>88 M. OLIVEIRA</b>	POR	ROKIT BMW Motorrad WorldSBK Team	BMW M1000 RR		<b>1'33.260</b>	0.437	0.083	9	175,329	<b>296,7</b>
5	<b>11 N. BULEGA</b>	ITA	Aruba.it Racing - Ducati	Ducati Panigale V4R		<b>1'33.322</b>	0.499	0.062	9	175,213	<b>291,9</b>
6	<b>87 R. GARDNER</b>	AUS	GYTR GRT Yamaha WorldSBK Team	Yamaha YZF R1		<b>1'33.405</b>	0.582	0.083	10	175,057	<b>288,8</b>
7	<b>14 S. LOWES</b>	GBR	ELF Marc VDS Racing Team	Ducati Panigale V4R	IND	<b>1'33.489</b>	0.666	0.084	12	174,900	<b>291,1</b>
8	<b>97 X. VIERGE</b>	ESP	Pata Maxus Yamaha	Yamaha YZF R1		<b>1'33.516</b>	0.693	0.027	10	174,849	<b>291,9</b>
9	<b>9 D. PETRUCCI</b>	ITA	ROKIT BMW Motorrad WorldSBK Team	BMW M1000 RR		<b>1'33.567</b>	0.744	0.051	11	174,754	<b>291,1</b>
10	<b>5 Y. MONTELLA</b>	ITA	Barni Spark Racing Team	Ducati Panigale V4R	IND	<b>1'33.568</b>	0.745	0.001	11	174,752	<b>292,7</b>
11	<b>31 G. GERLOFF</b>	USA	Kawasaki WorldSBK Team	Kawasaki ZX-10RR		<b>1'33.810</b>	0.987	0.242	10	174,301	<b>289,5</b>
12	<b>95 T. MACKENZIE</b>	GBR	MGM Optical Express Racing	Ducati Panigale V4R	IND	<b>1'33.858</b>	1.035	0.048	11	174,212	<b>292,7</b>
13	<b>55 A. LOCATELLI</b>	ITA	Pata Maxus Yamaha	Yamaha YZF R1		<b>1'33.928</b>	1.105	0.070	10	174,082	<b>291,1</b>
14	<b>47 A. BASSANI</b>	ITA	bimota by Kawasaki Racing Team	bimota KB998 Rimini		<b>1'33.985</b>	1.162	0.057	9	173,977	<b>287,2</b>
15	<b>67 A. SURRA</b>	ITA	Motocorsa Racing	Ducati Panigale V4R	IND	<b>1'34.088</b>	1.265	0.103	10	173,786	<b>291,1</b>
16	<b>46 T. BRIDEWELL</b>	GBR	Superbike Advocates	Ducati Panigale V4R	IND	<b>1'34.093</b>	1.270	0.005	8	173,777	<b>292,7</b>
17	<b>65 J. REA</b>	GBR	Honda HRC	Honda CBR1000RR-R SP		<b>1'34.106</b>	1.283	0.013	10	173,753	<b>290,3</b>
18	<b>34 L. BALDASSARRI</b>	ITA	Team Goeven	Ducati Panigale V4R	IND	<b>1'34.219</b>	1.396	0.113	7	173,545	<b>288,0</b>
19	<b>85 T. SMITS</b>	NED	Team Apreco	Yamaha YZF R1	IND	<b>1'34.226</b>	1.403	0.007	7	173,532	<b>279,1</b>
20	<b>62 S. MANZI</b>	ITA	GYTR GRT Yamaha WorldSBK Team	Yamaha YZF R1		<b>1'34.271</b>	1.448	0.045	10	173,449	<b>288,8</b>
21	<b>54 B. SOFUOGLU</b>	TUR	Motocracing WorldSBK Team	Yamaha YZF R1	IND	<b>1'34.506</b>	1.683	0.235	10	173,018	<b>289,5</b>
22	<b>13 M. RATO</b>	ITA	Motocracing WorldSBK Team	Yamaha YZF R1	IND	<b>1'34.964</b>	2.141	0.458	10	172,183	<b>287,2</b>
----- <b>Out 105% in this Session</b> -----											
23	<b>35 S. CHANTRA</b>	THA	Honda HRC	Honda CBR1000RR-R SP		<b>1'38.123</b>	5.300	3.159	3	166,640	<b>288,0</b>

Qualifying Lap Time (105% of 1'32.823): **1'37.465**

AIR	Humidity:	68%	Temp:	13°C
TRACK	Condition:	Dry	Temp:	16°C

Records	Pole	[SP]	2025	S.Lowes	1'32.596	176,590	Km/h
	Race	[RC1]	2025	N.Bulega	1'33.581	174,730	Km/h
	All Times	[SP]	2025	S.Lowes	1'32.596	176,590	Km/h

18/04/2026 Start 09:40 End 10:06

The results are provisional until the end of the time limit for protests and appeals and the completion of the technical checks.

Clerk Of The Course: **Roland Brontsema**  
Publication Time: **10:10**

These data/results cannot be reproduced, stored and/or transmitted in whole or in part by any manner of electronic, mechanical, photocopying, recording, broadcasting or otherwise now known or herein after developed without the previous express consent by the copyright owner, except for reproduction in daily press and regular printed publications on sale to the public within 60 days of the event related to those data/results and always provided that copyright symbol appears together as follows below.

© DORNA WSBK ORGANIZATION Srl 2026

## Pirelli Dutch Round, 17-19 April 2026

### Results Free Practice 3rd Session

#### Session Highlights

Local Time	No. Rider	Description
09.40.00		Start of Session
09.45.30	<b>47 A. BASSANI</b>	#47 Lap Time Cancelled [1'34.836] - Exceeded Track Limits - Turn 18
09.51.54		RED FLAG
09.52.42	<b>35 S. CHANTRA</b>	#35 Crashed - Turn 5
09.55.34	<b>35 S. CHANTRA</b>	#35 Medical Centre
09.57.00		Session Restart
09.58.59		WorldSSP WUP1 - Pit lane opens at 10.15
10.00.36	<b>88 M. OLIVEIRA</b>	#88 CHECK RACELINK GPS
10.02.15	<b>55 A. LOCATELLI</b>	#55 Lap Time Cancelled [1'34.039] - Exceeded Track Limits - Turn 18
10.02.28		Yellow Flag Out - Turn 10
10.02.39	<b>95 T. MACKENZIE</b>	#95 Lap Time Cancelled [1'33.480] - Exceeded Track Limits - Turn 18
10.02.42	<b>85 T. SMITS</b>	#85 Crashed - Turn 9
10.03.20		Yellow Flag In - Turn 10
10.03.20		Riders Under Yellow Flag at Turn 10: #5 #67 #34 #9 #65 #55 #31 #62 #13
10.05.28	<b>11 N. BULEGA</b>	#11 Lap Time Cancelled [1'33.321] - Exceeded Track Limits - Turn 18
10.06.48		End of Session
10.07.58	<b>5 Y. MONTELLA</b>	#5 Lap Time Cancelled [1'33.560] - Exceeded Track Limits - Turn 18

#### Fastest Laps Sequence

No.	Rider	Nat	Team	Bike	Local Time	Time	Gap	Avg
<b>31</b>	<b>G. GERLOFF</b>	USA	Kawasaki WorldSBK Team	Kawasaki ZX-10RR	09:43'18.457	<b>1'36.031</b>		170,270
<b>95</b>	<b>T. MACKENZIE</b>	GBR	MGM Optical Express Racing	Ducati Panigale V4R	09:43'19.646	<b>1'35.429</b>	-0.602	171,344
<b>54</b>	<b>B. SOFUOGLU</b>	TUR	Motoxracing WorldSBK Team	Yamaha YZF R1	09:43'26.044	<b>1'35.155</b>	-0.274	171,838
<b>22</b>	<b>A. LOWES</b>	GBR	bimota by Kawasaki Racing Team	bimota KB998 Rimini	09:43'47.110	<b>1'34.913</b>	-0.242	172,276
<b>7</b>	<b>I. LECUONA</b>	ESP	Aruba.it Racing - Ducati	Ducati Panigale V4R	09:43'58.487	<b>1'34.684</b>	-0.229	172,692
<b>5</b>	<b>Y. MONTELLA</b>	ITA	Barni Spark Racing Team	Ducati Panigale V4R	09:45'06.272	<b>1'34.679</b>	-0.005	172,701
<b>67</b>	<b>A. SURRA</b>	ITA	Motocorsa Racing	Ducati Panigale V4R	09:45'06.525	<b>1'34.669</b>	-0.010	172,720
<b>22</b>	<b>A. LOWES</b>	GBR	bimota by Kawasaki Racing Team	bimota KB998 Rimini	09:45'21.392	<b>1'34.282</b>	-0.387	173,429
<b>7</b>	<b>I. LECUONA</b>	ESP	Aruba.it Racing - Ducati	Ducati Panigale V4R	09:45'32.671	<b>1'34.184</b>	-0.098	173,609
<b>14</b>	<b>S. LOWES</b>	GBR	ELF Marc VDS Racing Team	Ducati Panigale V4R	09:45'43.752	<b>1'34.044</b>	-0.140	173,868
<b>7</b>	<b>I. LECUONA</b>	ESP	Aruba.it Racing - Ducati	Ducati Panigale V4R	09:47'06.620	<b>1'33.949</b>	-0.095	174,043
<b>7</b>	<b>I. LECUONA</b>	ESP	Aruba.it Racing - Ducati	Ducati Panigale V4R	09:48'40.567	<b>1'33.947</b>	-0.002	174,047
<b>5</b>	<b>Y. MONTELLA</b>	ITA	Barni Spark Racing Team	Ducati Panigale V4R	10:00'13.605	<b>1'33.709</b>	-0.238	174,489
<b>9</b>	<b>D. PETRUCCI</b>	ITA	ROKIT BMW Motorrad WorldSBK Team	BMW M1000 RR	10:00'25.577	<b>1'33.567</b>	-0.142	174,754
<b>87</b>	<b>R. GARDNER</b>	AUS	GYTR GRT Yamaha WorldSBK Team	Yamaha YZF R1	10:00'38.673	<b>1'33.531</b>	-0.036	174,821
<b>7</b>	<b>I. LECUONA</b>	ESP	Aruba.it Racing - Ducati	Ducati Panigale V4R	10:01'04.340	<b>1'32.923</b>	-0.608	175,965
<b>7</b>	<b>I. LECUONA</b>	ESP	Aruba.it Racing - Ducati	Ducati Panigale V4R	10:02'37.163	<b>1'32.823</b>	-0.100	176,155

18/04/2026 Start 09:40 End 10:06 The results are provisional until the end of the time limit for protests and appeals and the completion of the technical checks.

Clerk Of The Course: **Roland Brontsema**  
 Publication Time: **10:10**

These data/results cannot be reproduced, stored and/or transmitted in whole or in part by any manner of electronic, mechanical, photocopying, recording, broadcasting or otherwise now known or herein after developed without the previous express consent by the copyright owner, except for reproduction in daily press and regular printed publications on sale to the public within 60 days of the event related to those data/results and always provided that copyright symbol appears together as follows below.

© DORNA WSBK ORGANIZATION Srl 2026

## Pirelli Dutch Round, 17-19 April 2026

### Free Practices Combined Results

No.	Rider	Nat	Team	Bike	Class	FP1	FP2	FP3	Time	Gap	Rel.	Avg	LL
1	<b>7 I. LECUONA</b>	ESP	Aruba.it Racing - Ducati	Ducati Panigale V4R		1'34.208	1'34.017	<b>1'32.823</b>	<b>1'32.823</b>			176,155	49
2	<b>22 A. LOWES</b>	GBR	bimota by Kawasaki Racing Team	bimota KB998 Rimini		1'34.817	1'34.189	<b>1'33.082</b>	<b>1'33.082</b>	0.259	0.259	175,664	50
3	<b>19 A. BAUTISTA</b>	ESP	Barni Spark Racing Team	Ducati Panigale V4R	IND	1'34.738	1'34.250	<b>1'33.177</b>	<b>1'33.177</b>	0.354	0.095	175,485	50
4	<b>88 M. OLIVEIRA</b>	POR	ROKIT BMW Motorrad WorldSBK Team	BMW M1000 RR		1'35.147	1'34.551	<b>1'33.260</b>	<b>1'33.260</b>	0.437	0.083	175,329	38
5	<b>11 N. BULEGA</b>	ITA	Aruba.it Racing - Ducati	Ducati Panigale V4R		1'33.952	1'33.687	<b>1'33.322</b>	<b>1'33.322</b>	0.499	0.062	175,213	48
6	<b>87 R. GARDNER</b>	AUS	GYTR GRT Yamaha WorldSBK Team	Yamaha YZF R1		1'35.485	1'34.989	<b>1'33.405</b>	<b>1'33.405</b>	0.582	0.083	175,057	44
7	<b>14 S. LOWES</b>	GBR	ELF Marc VDS Racing Team	Ducati Panigale V4R	IND	1'34.428	1'34.143	<b>1'33.489</b>	<b>1'33.489</b>	0.666	0.084	174,900	51
8	<b>97 X. VIERGE</b>	ESP	Pata Maxus Yamaha	Yamaha YZF R1		1'34.713	1'34.097	<b>1'33.516</b>	<b>1'33.516</b>	0.693	0.027	174,849	47
9	<b>9 D. PETRUCCI</b>	ITA	ROKIT BMW Motorrad WorldSBK Team	BMW M1000 RR		1'34.737	1'34.092	<b>1'33.567</b>	<b>1'33.567</b>	0.744	0.051	174,754	45
10	<b>5 Y. MONTELLA</b>	ITA	Barni Spark Racing Team	Ducati Panigale V4R	IND	1'34.820	1'34.430	<b>1'33.568</b>	<b>1'33.568</b>	0.745	0.001	174,752	51
11	<b>31 G. GERLOFF</b>	USA	Kawasaki WorldSBK Team	Kawasaki ZX-10RR		1'35.301	1'35.098	<b>1'33.810</b>	<b>1'33.810</b>	0.987	0.242	174,301	47
12	<b>95 T. MACKENZIE</b>	GBR	MGM Optical Express Racing	Ducati Panigale V4R	IND	1'34.887	1'34.733	<b>1'33.858</b>	<b>1'33.858</b>	1.035	0.048	174,212	49
13	<b>55 A. LOCATELLI</b>	ITA	Pata Maxus Yamaha	Yamaha YZF R1		1'35.149	1'34.676	<b>1'33.928</b>	<b>1'33.928</b>	1.105	0.070	174,082	46
14	<b>34 L. BALDASSARRI</b>	ITA	Team Goeven	Ducati Panigale V4R	IND	1'34.527	<b>1'33.963</b>	1'34.219	<b>1'33.963</b>	1.140	0.035	174,017	50
15	<b>47 A. BASSANI</b>	ITA	bimota by Kawasaki Racing Team	bimota KB998 Rimini		1'35.016	1'34.620	<b>1'33.985</b>	<b>1'33.985</b>	1.162	0.022	173,977	50
16	<b>67 A. SURRA</b>	ITA	Motocorsa Racing	Ducati Panigale V4R	IND	1'35.748	1'34.472	<b>1'34.088</b>	<b>1'34.088</b>	1.265	0.103	173,786	47
17	<b>46 T. BRIDWELL</b>	GBR	Superbike Advocates	Ducati Panigale V4R	IND	1'35.464	1'34.721	<b>1'34.093</b>	<b>1'34.093</b>	1.270	0.005	173,777	41
18	<b>65 J. REA</b>	GBR	Honda HRC	Honda CBR1000RR-R SP		1'35.592	1'35.124	<b>1'34.106</b>	<b>1'34.106</b>	1.283	0.013	173,753	44
19	<b>85 T. SMITS</b>	NED	Team Apreco	Yamaha YZF R1	IND	1'35.471	1'35.121	<b>1'34.226</b>	<b>1'34.226</b>	1.403	0.120	173,532	45
20	<b>62 S. MANZI</b>	ITA	GYTR GRT Yamaha WorldSBK Team	Yamaha YZF R1		1'36.129	1'35.251	<b>1'34.271</b>	<b>1'34.271</b>	1.448	0.045	173,449	50
21	<b>54 B. SOFUOGLU</b>	TUR	Motocrossing WorldSBK Team	Yamaha YZF R1	IND	1'35.455	1'35.481	<b>1'34.506</b>	<b>1'34.506</b>	1.683	0.235	173,018	50
22	<b>13 M. RATO</b>	ITA	Motocrossing WorldSBK Team	Yamaha YZF R1	IND	1'36.519	1'36.149	<b>1'34.964</b>	<b>1'34.964</b>	2.141	0.458	172,183	47
23	<b>35 S. CHANTRA</b>	THA	Honda HRC	Honda CBR1000RR-R SP		1'36.276	<b>1'35.253</b>	1'38.123	<b>1'35.253</b>	2.430	0.289	171,661	42

Clerk Of The Course: **Roland Brontsema**

18/04/2026

These data/results cannot be reproduced, stored and/or transmitted in whole or in part by any manner of electronic, mechanical, photocopying, recording, broadcasting or otherwise now known or herein after developed without the previous express consent by the copyright owner, except for reproduction in daily press and regular printed publications on sale to the public within 60 days of the event related to those data/results and always provided that copyright symbol appears together as follows below.

© DORNA WSBK ORGANIZATION Srl 2026

## Pirelli Dutch Round, 17-19 April 2026

### Best Sectors & Speed Free Practice 3rd Session

BEST LAP		
1	<b>7</b> I. LECUONA	Ducati Panigale V4R 1'32.823
2	<b>22</b> A. LOWES	bimota KB998 Rimini 1'33.082
3	<b>19</b> A. BAUTISTA	Ducati Panigale V4R 1'33.177
4	<b>88</b> M. OLIVEIRA	BMW M 1000 RR 1'33.260
5	<b>11</b> N. BULEGA	Ducati Panigale V4R 1'33.322
6	<b>87</b> R. GARDNER	Yamaha YZF R1 1'33.405
7	<b>14</b> S. LOWES	Ducati Panigale V4R 1'33.489
8	<b>97</b> X. VIERGE	Yamaha YZF R1 1'33.516
9	<b>9</b> D. PETRUCCI	BMW M 1000 RR 1'33.567
10	<b>5</b> Y. MONTELLA	Ducati Panigale V4R 1'33.568
11	<b>31</b> G. GERLOFF	Kawasaki ZX-10RR 1'33.810
12	<b>95</b> T. MACKENZIE	Ducati Panigale V4R 1'33.858
13	<b>55</b> A. LOCATELLI	Yamaha YZF R1 1'33.928
14	<b>47</b> A. BASSANI	bimota KB998 Rimini 1'33.985
15	<b>67</b> A. SURRA	Ducati Panigale V4R 1'34.088
16	<b>46</b> T. BRIDEWELL	Ducati Panigale V4R 1'34.093
17	<b>65</b> J. REA	Honda CBR1000RR-R SP 1'34.106
18	<b>34</b> L. BALDASSARRI	Ducati Panigale V4R 1'34.219
19	<b>85</b> T. SMITS	Yamaha YZF R1 1'34.226
20	<b>62</b> S. MANZI	Yamaha YZF R1 1'34.271
21	<b>54</b> B. SOFUOGLU	Yamaha YZF R1 1'34.506
22	<b>13</b> M. RATO	Yamaha YZF R1 1'34.964
23	<b>35</b> S. CHANTRA	Honda CBR1000RR-R SP 1'38.123

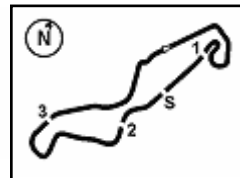
SPEED		
1	<b>19</b> A. BAUTISTA	Ducati Panigale V4R 296,7
2	<b>88</b> M. OLIVEIRA	BMW M 1000 RR 296,7
3	<b>7</b> I. LECUONA	Ducati Panigale V4R 296,7
4	<b>5</b> Y. MONTELLA	Ducati Panigale V4R 292,7
5	<b>46</b> T. BRIDEWELL	Ducati Panigale V4R 292,7
6	<b>95</b> T. MACKENZIE	Ducati Panigale V4R 292,7
7	<b>11</b> N. BULEGA	Ducati Panigale V4R 291,9
8	<b>22</b> A. LOWES	bimota KB998 Rimini 291,9
9	<b>97</b> X. VIERGE	Yamaha YZF R1 291,9
10	<b>67</b> A. SURRA	Ducati Panigale V4R 291,1
11	<b>9</b> D. PETRUCCI	BMW M 1000 RR 291,1
12	<b>55</b> A. LOCATELLI	Yamaha YZF R1 291,1
13	<b>14</b> S. LOWES	Ducati Panigale V4R 291,1
14	<b>65</b> J. REA	Honda CBR1000RR-R SP 290,3
15	<b>31</b> G. GERLOFF	Kawasaki ZX-10RR 289,5
16	<b>54</b> B. SOFUOGLU	Yamaha YZF R1 289,5
17	<b>62</b> S. MANZI	Yamaha YZF R1 288,8
18	<b>87</b> R. GARDNER	Yamaha YZF R1 288,8
19	<b>34</b> L. BALDASSARRI	Ducati Panigale V4R 288,0
20	<b>35</b> S. CHANTRA	Honda CBR1000RR-R SP 288,0
21	<b>13</b> M. RATO	Yamaha YZF R1 287,2
22	<b>47</b> A. BASSANI	bimota KB998 Rimini 287,2
23	<b>85</b> T. SMITS	Yamaha YZF R1 279,1

SEG. 1			SEG. 2			SEG. 3			SEG. 4		
1	<b>7</b> I. LECUONA	30.548	1	<b>7</b> I. LECUONA	14.547	1	<b>88</b> M. OLIVEIRA	26.197	1	<b>7</b> I. LECUONA	21.394
2	<b>97</b> X. VIERGE	30.551	2	<b>22</b> A. LOWES	14.554	2	<b>7</b> I. LECUONA	26.256	2	<b>11</b> N. BULEGA	21.414
3	<b>88</b> M. OLIVEIRA	30.670	3	<b>11</b> N. BULEGA	14.565	3	<b>19</b> A. BAUTISTA	26.265	3	<b>22</b> A. LOWES	21.436
4	<b>87</b> R. GARDNER	30.708	4	<b>19</b> A. BAUTISTA	14.602	4	<b>9</b> D. PETRUCCI	26.325	4	<b>19</b> A. BAUTISTA	21.438
5	<b>22</b> A. LOWES	30.711	5	<b>14</b> S. LOWES	14.620	5	<b>87</b> R. GARDNER	26.354	5	<b>31</b> G. GERLOFF	21.505
6	<b>9</b> D. PETRUCCI	30.732	6	<b>87</b> R. GARDNER	14.675	6	<b>22</b> A. LOWES	26.362	6	<b>87</b> R. GARDNER	21.506
7	<b>11</b> N. BULEGA	30.744	7	<b>46</b> T. BRIDEWELL	14.679	7	<b>14</b> S. LOWES	26.398	7	<b>5</b> Y. MONTELLA	21.507
8	<b>19</b> A. BAUTISTA	30.747	8	<b>95</b> T. MACKENZIE	14.681	8	<b>97</b> X. VIERGE	26.437	8	<b>14</b> S. LOWES	21.508
9	<b>55</b> A. LOCATELLI	30.772	9	<b>47</b> A. BASSANI	14.683	9	<b>11</b> N. BULEGA	26.440	9	<b>55</b> A. LOCATELLI	21.567
10	<b>95</b> T. MACKENZIE	30.779	10	<b>5</b> Y. MONTELLA	14.712	10	<b>95</b> T. MACKENZIE	26.481	10	<b>9</b> D. PETRUCCI	21.606
11	<b>5</b> Y. MONTELLA	30.780	11	<b>55</b> A. LOCATELLI	14.745	11	<b>31</b> G. GERLOFF	26.491	11	<b>88</b> M. OLIVEIRA	21.625
12	<b>31</b> G. GERLOFF	30.784	12	<b>88</b> M. OLIVEIRA	14.748	12	<b>67</b> A. SURRA	26.518	12	<b>62</b> S. MANZI	21.694
13	<b>14</b> S. LOWES	30.859	13	<b>9</b> D. PETRUCCI	14.757	13	<b>47</b> A. BASSANI	26.519	13	<b>97</b> X. VIERGE	21.694
14	<b>65</b> J. REA	30.887	14	<b>31</b> G. GERLOFF	14.765	14	<b>85</b> T. SMITS	26.519	14	<b>34</b> L. BALDASSARRI	21.704
15	<b>67</b> A. SURRA	30.980	15	<b>97</b> X. VIERGE	14.787	15	<b>65</b> J. REA	26.522	15	<b>85</b> T. SMITS	21.737
16	<b>54</b> B. SOFUOGLU	30.999	16	<b>62</b> S. MANZI	14.807	16	<b>5</b> Y. MONTELLA	26.539	16	<b>67</b> A. SURRA	21.739
17	<b>85</b> T. SMITS	31.000	17	<b>65</b> J. REA	14.811	17	<b>34</b> L. BALDASSARRI	26.563	17	<b>47</b> A. BASSANI	21.740
18	<b>62</b> S. MANZI	31.016	18	<b>34</b> L. BALDASSARRI	14.834	18	<b>46</b> T. BRIDEWELL	26.566	18	<b>46</b> T. BRIDEWELL	21.758
19	<b>47</b> A. BASSANI	31.041	19	<b>67</b> A. SURRA	14.837	19	<b>55</b> A. LOCATELLI	26.567	19	<b>95</b> T. MACKENZIE	21.796
20	<b>34</b> L. BALDASSARRI	31.066	20	<b>54</b> B. SOFUOGLU	14.885	20	<b>54</b> B. SOFUOGLU	26.617	20	<b>54</b> B. SOFUOGLU	21.800
21	<b>46</b> T. BRIDEWELL	31.086	21	<b>85</b> T. SMITS	14.934	21	<b>62</b> S. MANZI	26.685	21	<b>65</b> J. REA	21.815
22	<b>13</b> M. RATO	31.119	22	<b>13</b> M. RATO	14.949	22	<b>13</b> M. RATO	26.726	22	<b>13</b> M. RATO	21.951
23	<b>35</b> S. CHANTRA	32.014	23	<b>35</b> S. CHANTRA	15.253	23	<b>35</b> S. CHANTRA	27.058	23	<b>35</b> S. CHANTRA	22.851

18/04/2026

These data/results cannot be reproduced, stored and/or transmitted in whole or in part by any manner of electronic, mechanical, photocopying, recording, broadcasting or otherwise now known or herein after developed without the previous express consent by the copyright owner, except for reproduction in daily press and regular printed publications on sale to the public within 60 days of the event related to those data/results and always provided that copyright symbol appears together as follows below.

© DORNA WSBK ORGANIZATION Srl 2026



TT Circuit Assen 4.542 m

**Pirelli Dutch Round, 17-19 April 2026**  
**Ideal Times Free Practice 3rd Session**

No.	Rider	Nat	Bike	Seg. 1	Seg. 2	Seg. 3	Seg. 4	Ideal Time		
				Diff. 1	Diff. 2	Diff. 3	Diff. 4	Best Lap	Pos.	Diff.
1	<b>7 I. LECUONA</b>	ESP	Ducati Panigale V4R	<b>30.548</b>	<b>14.547</b> +0.078	26.256	<b>21.394</b>	<b>1'32.745</b> 1'32.823	1	0.078
2	<b>19 A. BAUTISTA</b>	ESP	Ducati Panigale V4R	30.747	14.602	26.265	21.438 +0.125	<b>1'33.052</b> 1'33.177	3	0.125
3	<b>22 A. LOWES</b>	GBR	bimota KB998 Rimini	30.711	14.554 +0.019	26.362	21.436	<b>1'33.063</b> 1'33.082	2	0.019
4	<b>11 N. BULEGA</b>	ITA	Ducati Panigale V4R	30.744 +0.070	14.565 +0.089	26.440	21.414	<b>1'33.163</b> 1'33.322	5	0.159
5	<b>88 M. OLIVEIRA</b>	POR	BMW M1000 RR	30.670	14.748 +0.020	<b>26.197</b>	21.625	<b>1'33.240</b> 1'33.260	4	0.020
6	<b>87 R. GARDNER</b>	AUS	Yamaha YZF R1	30.708 +0.091	14.675	26.354	21.506 +0.071	<b>1'33.243</b> 1'33.405	6	0.162
7	<b>14 S. LOWES</b>	GBR	Ducati Panigale V4R	30.859 +0.047	14.620 +0.057	26.398	21.508	<b>1'33.385</b> 1'33.489	7	0.104
8	<b>9 D. PETRUCCI</b>	ITA	BMW M1000 RR	30.732 +0.012	14.757 +0.135	26.325	21.606	<b>1'33.420</b> 1'33.567	9	0.147
9	<b>97 X. VIERGE</b>	ESP	Yamaha YZF R1	30.551 +0.024	14.787	26.437 +0.021	21.694 +0.002	<b>1'33.469</b> 1'33.516	8	0.047
10	<b>5 Y. MONTELLA</b>	ITA	Ducati Panigale V4R	30.780	14.712 +0.030	26.539	21.507	<b>1'33.538</b> 1'33.568	10	0.030
11	<b>31 G. GERLOFF</b>	USA	Kawasaki ZX-10RR	30.784	14.765 +0.081	26.491	21.505 +0.184	<b>1'33.545</b> 1'33.810	11	0.265
12	<b>55 A. LOCATELLI</b>	ITA	Yamaha YZF R1	30.772 +0.170	14.745	26.567 +0.107	21.567	<b>1'33.651</b> 1'33.928	13	0.277
13	<b>95 T. MACKENZIE</b>	GBR	Ducati Panigale V4R	30.779 +0.009	14.681	26.481 +0.112	21.796	<b>1'33.737</b> 1'33.858	12	0.121
14	<b>47 A. BASSANI</b>	ITA	bimota KB998 Rimini	31.041	14.683	26.519	21.740 +0.002	<b>1'33.983</b> 1'33.985	14	0.002
15	<b>65 J. REA</b>	GBR	Honda CBR1000RR-R SP	30.887	14.811 +0.071	26.522	21.815	<b>1'34.035</b> 1'34.106	17	0.071
16	<b>67 A. SURRA</b>	ITA	Ducati Panigale V4R	30.980	14.837 +0.014	26.518	21.739	<b>1'34.074</b> 1'34.088	15	0.014
17	<b>46 T. BRIDEWELL</b>	GBR	Ducati Panigale V4R	31.086	14.679	26.566 +0.004	21.758	<b>1'34.089</b> 1'34.093	16	0.004
18	<b>34 L. BALDASSARRI</b>	ITA	Ducati Panigale V4R	31.066	14.834 +0.052	26.563	21.704	<b>1'34.167</b> 1'34.219	18	0.052
19	<b>85 T. SMITS</b>	NED	Yamaha YZF R1	31.000 +0.036	14.934	26.519	21.737	<b>1'34.190</b> 1'34.226	19	0.036
20	<b>62 S. MANZI</b>	ITA	Yamaha YZF R1	31.016 +0.033	14.807 +0.036	26.685	21.694	<b>1'34.202</b> 1'34.271	20	0.069
21	<b>54 B. SOFUOGLU</b>	TUR	Yamaha YZF R1	30.999 +0.016	14.885 +0.189	26.617	21.800	<b>1'34.301</b> 1'34.506	21	0.205
22	<b>13 M. RATO</b>	ITA	Yamaha YZF R1	31.119 +0.003	14.949 +0.079	26.726 +0.137	21.951	<b>1'34.745</b> 1'34.964	22	0.219
23	<b>35 S. CHANTRA</b>	THA	Honda CBR1000RR-R SP	32.014	15.253 +0.387	27.058 +0.504	22.851 +0.056	<b>1'37.176</b> 1'38.123	23	0.947
<b>Overall Ideal Time</b>				30.548	14.547	26.197	21.394	<b>1'32.686</b>		

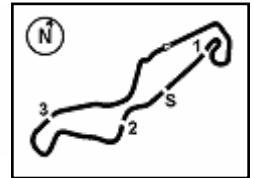
18/04/2026

These data/results cannot be reproduced, stored and/or transmitted in whole or in part by any manner of electronic, mechanical, photocopying, recording, broadcasting or otherwise now known or herein after developed without the previous express consent by the copyright owner, except for reproduction in daily press and regular printed publications on sale to the public within 60 days of the event related to those data/results and always provided that copyright symbol appears together as follows below.

© DORNA WSBK ORGANIZATION Srl 2026

FICR PERUGIA TIMING





1° 7 I. LECUONA [1'32.823]							
Lap	Seg1	Seg2	Seg3	Seg4	Lap Time	km/h	Local Time
1	31.103	15.983	27.354	22.246	1'34.684	278,4	9:42'23.803
2	30.989	14.890	26.725	21.966	1'34.184	292,7	9:45'32.671
3	30.877	14.839	26.516	21.717	1'33.949	290,3	9:47'06.620
4	30.850	14.746	26.568	21.783	1'33.947	294,3	9:48'40.567
5	35.828	15.064	26.967	32.626	1'50.485P	291,1	9:50'31.052
6	7'56.237	14.874	26.916	22.338	9'00.365P	292,7	9:59'31.417
7	30.622	14.547	26.274	21.480	1'32.923	294,3	10:01'04.340
8	30.548	14.625	26.256	21.394	1'32.823	294,3	10:02'37.163
9	30.607	14.594	26.429	22.188	1'33.818	291,9	10:04'10.981
10	36.720	15.014	26.517	22.077	1'40.328	296,7	10:05'51.309

2° 22 A. LOWES [1'33.082]							
Lap	Seg1	Seg2	Seg3	Seg4	Lap Time	km/h	Local Time
1	31.374	15.035	27.684	22.208	1'34.913	289,5	9:42'12.197
2	31.079	14.713	26.860	21.630	1'34.282	291,9	9:45'21.392
3	31.004	14.713	26.599	21.790	1'34.106	286,5	9:46'55.498
4	31.160	14.726	26.673	21.699	1'34.258	285,0	9:48'29.756
5	33.617	15.890	29.157	33.454	1'52.118P	278,4	9:50'21.874
6	8'19.473	15.161	26.746	22.144	9'23.524P	288,0	9:59'45.398
7	30.750	14.554	26.451	21.628	1'33.383	291,1	10:01'18.781
8	30.711	14.573	26.362	21.436	1'33.082	288,8	10:02'51.863
9	30.935	14.717	26.437	21.638	1'33.727	287,2	10:04'25.590
10	30.893	14.640	26.463	21.755	1'33.751	289,5	10:05'59.341

3° 19 A. BAUTISTA [1'33.177]							
Lap	Seg1	Seg2	Seg3	Seg4	Lap Time	km/h	Local Time
1	31.248	16.044	27.708	22.407	1'34.887	288,0	9:44'22.010
2	31.124	14.930	26.534	21.765	1'34.353	288,0	9:45'56.363
3	30.942	14.894	26.650	21.853	1'34.339	289,5	9:47'30.702
4	31.047	14.821	26.617	21.762	1'34.247	290,3	9:49'04.949
5	31.000	14.851	26.665	21.950	1'34.466	291,1	9:50'39.415
6	31.002	14.804	26.554	32.786	1'45.146CP	291,9	9:52'24.561
7	6'04.735	14.918	26.687	21.810	7'08.150P	291,1	9:59'32.711
8	30.747	14.602	26.265	21.563	1'33.177	292,7	10:01'05.888
9	30.782	14.655	26.440	21.438	1'33.315	296,7	10:02'39.203
10	30.977	14.961	26.425	21.574	1'33.937	295,1	10:04'13.140
11	31.050	14.854	26.516	21.944	1'34.364	288,8	10:05'47.504

4° 88 M. OLIVEIRA [1'33.260]							
Lap	Seg1	Seg2	Seg3	Seg4	Lap Time	km/h	Local Time
1	35.308	16.441	27.833	22.459	1'42.041	275,5	9:43'24.175
2	31.403	15.001	26.599	21.933	1'34.936	291,9	9:44'59.111
3	31.193	14.937	26.532	21.938	1'34.600	291,1	9:46'33.711
4	35.287	16.898	28.997	32.055	1'53.237P	216,9	9:48'26.948
5	9'56.272	15.547	27.180	22.203	11'01.202P	288,8	9:59'28.150
6	34.475	14.870	26.427	21.803	1'37.575	294,3	10:01'05.725
7	30.670	14.768	26.197	21.625	1'33.260	294,3	10:02'38.985
8	30.928	16.043	28.162	22.028	1'37.161	289,5	10:04'16.146
9	30.740	14.748	26.506	21.971	1'33.965	296,7	10:05'50.111

5° 11 N. BULEGA [1'33.322]							
Lap	Seg1	Seg2	Seg3	Seg4	Lap Time	km/h	Local Time
1	3'29.151	15.064	26.720	22.064	4'32.999P	282,0	9:47'47.176
2	30.965	14.771	26.576	21.740	1'34.052	288,0	9:49'21.228
3	31.672	14.707	26.541	21.519	1'34.439	291,1	9:50'55.667
4	31.127	14.670	27.199	32.377	1'45.373CP	291,1	9:52'41.040

5	5'55.698	14.984	26.967	21.705	6'59.354P	288,8	9:59'40.394
6	30.771	14.637	26.447	21.511	1'33.366	288,0	10:01'13.760
7	30.814	14.654	26.440	21.414	1'33.322	291,9	10:02'47.082
8	30.744	14.565	26.481	21.531	1'33.321C	291,9	10:04'20.403
9	30.984	14.614	26.549	21.636	1'33.783	291,1	10:05'54.186

6° 87 R. GARDNER [1'33.405]							
Lap	Seg1	Seg2	Seg3	Seg4	Lap Time	km/h	Local Time
1	31.761	15.095	27.147	22.126	1'36.129	285,7	9:43'25.923
2	31.255	14.992	26.937	21.813	1'34.997	285,7	9:45'00.920
3	31.184	14.918	26.972	21.782	1'34.856	286,5	9:46'35.776
4	31.280	14.997	27.127	34.377	1'47.781P	285,0	9:48'23.557
5	4'01.545	20.681	30.366	35.813	5'28.405CP	223,6	9:53'51.962
6	4'06.897	15.826	28.210	22.247	5'13.180P	276,9	9:59'05.142
7	30.762	14.848	26.415	21.506	1'33.531	285,0	10:00'38.673
8	30.708	14.807	26.475	21.594	1'33.584	284,2	10:02'12.257
9	40.190	15.305	30.815	24.273	1'50.583	285,0	10:04'02.840
10	30.799	14.675	26.354	21.577	1'33.405	288,8	10:05'36.245

7° 14 S. LOWES [1'33.489]							
Lap	Seg1	Seg2	Seg3	Seg4	Lap Time	km/h	Local Time
1	31.277	14.877	26.592	21.957	1'34.703	287,2	9:44'09.708
2	31.098	14.706	26.608	21.632	1'34.044	291,1	9:45'43.752
3	35.305	15.065	26.986	21.916	1'39.272	285,7	9:47'23.024
4	31.041	14.802	26.442	21.756	1'34.041	290,3	9:48'57.065
5	31.091	14.714	26.552	21.660	1'34.017	290,3	9:50'31.082
6	31.032	14.686	26.549	21.738	1'34.005C	289,5	9:52'05.087
7	48.790	20.425	28.326	35.549	2'13.090CP	215,6	9:54'18.177
8	4'21.860	14.999	26.976	21.960	5'25.795P	287,2	9:59'43.972
9	30.906	14.677	26.398	21.508	1'33.489	288,8	10:01'17.461
10	30.859	14.620	26.464	21.575	1'33.518	290,3	10:02'50.979
11	36.172	14.991	26.717	21.818	1'39.698	288,0	10:04'30.677
12	31.028	14.749	26.604	21.622	1'34.003	289,5	10:06'04.680

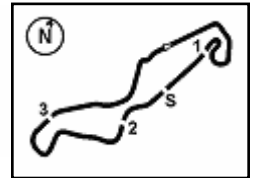
8° 97 X. VIERGE [1'33.516]							
Lap	Seg1	Seg2	Seg3	Seg4	Lap Time	km/h	Local Time
1	31.256	15.070	27.032	22.201	1'35.559	286,5	9:43'39.389
2	31.757	15.187	26.921	22.074	1'35.939	285,0	9:45'15.328
3	30.993	14.921	26.766	22.043	1'34.723	288,0	9:46'50.051
4	31.083	15.003	26.803	22.018	1'34.907	288,8	9:48'24.958
5	31.145	15.019	27.088	32.664	1'45.916P	286,5	9:50'10.874
6	8'13.855	15.107	27.076	21.849	9'17.887P	288,0	9:59'28.761
7	30.551	14.864	26.471	21.731	1'33.617	286,5	10:01'02.378
8	30.575	14.787	26.458	21.696	1'33.516	288,0	10:02'35.894
9	35.006	15.015	26.814	21.907	1'38.742	291,9	10:04'14.636
10	30.809	14.864	26.437	21.694	1'33.804	289,5	10:05'48.440

9° 9 D. PETRUCCI [1'33.567]							
Lap	Seg1	Seg2	Seg3	Seg4	Lap Time	km/h	Local Time
1	31.767	15.153	27.229	22.420	1'36.569	285,7	9:43'26.502
2	31.061	15.032	26.807	21.834	1'34.734	288,0	9:45'01.236
3	33.943	15.706	27.339	35.021	1'52.009P	268,0	9:46'53.245
4	2'29.071	15.081	26.533	21.740	3'32.425P	285,0	9:50'25.670
5	30.732	14.824	26.518	21.773	1'33.847C	287,2	9:51'59.517
6	53.123	20.456	29.327	34.934	2'17.840CP	221,3	9:54'17.357
7	3'30.344	15.256	27.236	21.817	4'34.653P	282,0	9:58'52.010
8	30.744	14.892	26.325	21.606	1'33.567	285,0	10:00'25.577
9	33.245	15.215	27.870	24.615	1'40.945	284,2	10:02'06.522
10	30.960	14.797	27.135	21.900	1'34.792C	291,1	10:03'41.314

18/04/2026 P = Pits In/Out - C = Lap Time Cancelled

These data/results cannot be reproduced, stored and/or transmitted in whole or in part by any manner of electronic, mechanical, photocopying, recording, broadcasting or otherwise now known or herein after developed without the previous express consent by the copyright owner, except for reproduction in daily press and regular printed publications on sale to the public within 60 days of the event related to those data/results and always provided that copyright symbol appears together as follows below.

© DORNA WSBK ORGANIZATION Srl 2026



## Pirelli Dutch Round, 17-19 April 2026

### Chronological Analysis Free Practice 3rd Session

10° 5 Y. MONTELLA [1'33.568]							
Lap	Seg.1	Seg.2	Seg.3	Seg.4	Lap Time	km/h	Local Time
		15.982	28.568	22.745		268,0	9:41'54.338
1	32.924	15.010	27.185	22.136	1'37.255	291,1	9:43'31.593
2	31.406	14.837	26.742	21.694	1'34.679	291,9	9:45'06.272
3	34.909	15.084	27.107	31.448	1'48.548P	290,3	9:46'54.820
4	3'32.898	14.924	26.735	21.729	4'36.286P	288,8	9:51'31.106
5	34.218	20.087	28.792	32.487	1'55.584CP	198,9	9:53'26.690
6	4'09.504	15.071	26.789	21.842	5'13.206P	288,8	9:58'39.896
7	30.867	<b>14.712</b>	26.543	21.587	1'33.709	291,1	10:00'13.605
8	30.939	14.810	26.544	21.558	1'33.851	291,9	10:01'47.456
9	30.926	14.772	27.363	22.009	1'35.070C	291,1	10:03'22.526
10	30.786	14.723	26.560	21.491	1'33.560C	<b>292,7</b>	10:04'56.086
11	<b>30.780</b>	14.742	<b>26.539</b>	<b>21.507</b>	<b>1'33.568</b>	<b>292,7</b>	10:06'29.654

11° 31 G. GERLOFF [1'33.810]							
Lap	Seg.1	Seg.2	Seg.3	Seg.4	Lap Time	km/h	Local Time
		15.616	28.023	23.257		285,0	9:41'42.426
1	31.861	15.092	27.005	22.073	1'36.031	284,2	9:43'18.457
2	31.268	14.906	26.901	22.001	1'35.076	285,0	9:44'53.533
3	31.102	14.949	26.797	21.864	1'34.712	285,0	9:46'28.245
4	31.149	14.819	27.108	21.792	1'34.868	286,5	9:48'03.113
5	31.288	14.855	26.816	31.161	1'44.120P	285,0	9:49'47.233
6	8'09.423	15.090	27.075	22.039	9'13.627P	287,2	9:59'00.860
7	<b>30.784</b>	14.846	<b>26.491</b>	21.689	<b>1'33.810</b>	<b>289,5</b>	10:00'34.670
8	30.996	<b>14.765</b>	26.544	<b>21.505</b>	<b>1'33.810</b>	288,8	10:02'08.480
9	37.043	14.863	27.630	21.853	1'41.389C	<b>289,5</b>	10:03'49.869
10	31.016	14.815	26.595	21.624	1'34.050	287,2	10:05'23.919

12° 95 T. MACKENZIE [1'33.858]							
Lap	Seg.1	Seg.2	Seg.3	Seg.4	Lap Time	km/h	Local Time
		15.709	27.569	22.839		276,9	9:41'44.217
1	31.460	14.933	26.984	22.052	1'35.429	286,5	9:43'19.646
2	31.119	14.812	26.906	21.848	1'34.685	288,8	9:44'54.331
3	31.147	14.947	26.894	32.787	1'45.775P	285,0	9:46'40.106
4	2'45.627	15.394	29.119	21.864	3'52.004P	282,0	9:50'32.110
5	30.843	14.752	26.508	22.215	1'34.318C	290,3	9:52'06.428
6	48.618	20.476	28.993	35.246	2'13.333CP	196,7	9:54'19.761
7	3'36.133	15.240	33.838	23.353	4'48.564P	282,7	9:59'08.325
8	<b>30.779</b>	14.682	<b>26.481</b>	21.538	1'33.480C	291,9	10:00'41.805
9	41.080	15.216	26.964	22.156	1'45.416	286,5	10:02'27.221
10	30.812	14.752	27.130	22.210	1'34.904	288,8	10:04'02.125
11	30.788	<b>14.681</b>	26.593	<b>21.796</b>	<b>1'33.858</b>	<b>292,7</b>	10:05'35.983

13° 55 A. LOCATELLI [1'33.928]							
Lap	Seg.1	Seg.2	Seg.3	Seg.4	Lap Time	km/h	Local Time
		17.031	28.246	22.986		247,7	9:41'55.222
1	32.888	15.366	27.583	22.195	1'38.032	285,0	9:43'33.254
2	31.369	14.962	26.866	21.887	1'35.084	288,0	9:45'08.338
3	31.167	14.933	27.007	21.967	1'35.074	286,5	9:46'43.412
4	31.178	14.950	26.964	31.713	1'44.805P	286,5	9:48'28.217
5	3'04.872	15.036	27.474	33.206	4'20.588CP	283,5	9:52'48.805
6	5'10.686	15.606	28.136	22.590	6'17.018P	274,1	9:59'05.823
7	31.078	14.830	<b>26.567</b>	21.564	1'34.039C	286,5	10:00'39.862
8	30.942	<b>14.745</b>	26.674	<b>21.567</b>	<b>1'33.928</b>	288,0	10:02'13.790
9	<b>30.772</b>	14.787	29.137	22.078	1'36.774C	285,7	10:03'50.564
10	30.934	14.775	26.640	21.590	1'33.939	<b>291,1</b>	10:05'24.503

14° 47 A. BASSANI [1'33.985]							
Lap	Seg.1	Seg.2	Seg.3	Seg.4	Lap Time	km/h	Local Time
		15.980	27.407	22.363		276,2	9:42'24.180

1	31.266	14.803	26.836	21.931	1'34.836C	286,5	9:43'59.016
2	31.241	14.838	26.796	<b>21.740</b>	1'34.615	286,5	9:45'33.631
3	31.193	14.758	26.753	21.801	1'34.505	<b>287,2</b>	9:47'08.136
4	31.263	14.830	26.795	21.872	1'34.760	285,7	9:48'42.896
5	34.604	15.461	27.585	32.136	1'49.786P	283,5	9:50'32.682
6	9'10.991	15.510	27.600	22.145	10'16.246P	282,7	10:00'48.928
7	<b>31.041</b>	<b>14.683</b>	<b>26.519</b>	21.742	<b>1'33.985</b>	285,7	10:02'22.913
8	31.284	14.872	27.622	21.994	1'35.772	286,5	10:03'58.685
9	31.079	14.831	26.635	21.858	1'34.403	284,2	10:05'33.088

15° 67 A. SURRA [1'34.088]							
Lap	Seg.1	Seg.2	Seg.3	Seg.4	Lap Time	km/h	Local Time
		16.105	27.820	22.672		272,7	9:41'54.551
1	32.825	15.108	27.134	22.238	1'37.305	282,7	9:43'31.856
2	31.323	<b>14.837</b>	26.762	21.747	1'34.669	290,3	9:45'06.525
3	31.308	14.887	26.643	22.135	1'34.973	<b>291,1</b>	9:46'41.498
4	31.251	15.010	26.866	21.944	1'35.071	288,8	9:48'16.569
5	32.083	15.595	27.439	32.529	1'47.646P	280,5	9:50'04.215
6	7'44.509	15.231	28.109	23.760	8'51.609P	276,9	9:58'55.824
7	31.067	14.925	26.664	22.190	1'34.846	287,2	10:00'30.670
8	<b>30.980</b>	14.851	<b>26.518</b>	<b>21.739</b>	<b>1'34.088</b>	288,0	10:02'04.758
9	30.996	14.854	26.582	21.767	1'34.199C	288,0	10:03'38.957
10	31.120	14.961	28.800	21.798	1'36.679	288,0	10:05'15.636

16° 46 T. BRIDEWELL [1'34.093]							
Lap	Seg.1	Seg.2	Seg.3	Seg.4	Lap Time	km/h	Local Time
		16.269	28.088	22.363		262,8	9:41'47.455
1	31.414	14.958	26.970	22.129	1'35.471	290,3	9:43'22.926
2	31.206	14.882	26.872	22.093	1'35.053	290,3	9:44'57.979
3	38.336	15.285	27.097	31.823	1'52.541P	286,5	9:46'50.520
4	4'13.174	14.991	<b>26.566</b>	22.761	5'17.492CP	<b>292,7</b>	9:52'08.012
5	48.210	19.629	28.792	33.494	2'10.125CP	207,7	9:54'18.137
6	3'42.041	15.308	28.261	22.764	4'48.374P	287,2	9:59'06.511
7	<b>31.086</b>	<b>14.679</b>	26.570	<b>21.758</b>	<b>1'34.093</b>	291,1	10:00'40.604
8	36.338	15.584	29.006	31.547	1'52.475P	279,1	10:02'33.079

17° 65 J. REA [1'34.106]							
Lap	Seg.1	Seg.2	Seg.3	Seg.4	Lap Time	km/h	Local Time
		15.648	27.513	23.294		279,1	9:41'44.866
1	32.315	15.271	29.642	25.833	1'43.061	286,5	9:43'27.927
2	31.406	15.073	26.858	21.961	1'35.298	283,5	9:45'03.225
3	31.335	15.093	26.907	22.026	1'35.361	283,5	9:46'38.586
4	31.233	14.958	26.960	22.016	1'35.167	283,5	9:48'13.753
5	36.192	15.714	27.347	32.019	1'51.272P	280,5	9:50'05.025
6	7'43.301	15.155	27.292	21.944	8'47.692P	282,7	9:58'52.717
7	<b>30.887</b>	14.882	<b>26.522</b>	<b>21.815</b>	<b>1'34.106</b>	285,0	10:00'26.823
8	31.077	15.861	30.931	22.302	1'40.171	282,0	10:02'06.994
9	31.001	<b>14.811</b>	27.048	21.992	1'34.852C	<b>290,3</b>	10:03'41.846
10	30.993	14.855	26.757	21.911	1'34.516	289,5	10:05'16.362

18° 34 L. BALDASSARRI [1'34.219]							
Lap	Seg.1	Seg.2	Seg.3	Seg.4	Lap Time	km/h	Local Time
		17.010	29.336	32.893		248,3	9:42'06.087
1	3'59.567	16.699	27.542	31.572	5'15.380P	258,4	9:47'21.467
2	4'54.669	20.484	33.613	36.762	6'25.528CP	186,2	9:53'46.995
3	4'01.570	15.174	28.062	23.667	5'08.473P	283,5	9:58'55.468
4	31.214	14.953	26.639	22.628	1'35.434	<b>288,0</b>	10:00'30.902
5	31.582	14.917	26.806	21.975	1'35.280	287,2	10:02'06.182
6	31.069	<b>14.834</b>	26.836	21.684	1'34.423C	<b>288,0</b>	10:03'40.605
7	<b>31.066</b>	14.886	<b>26.563</b>	<b>21.704</b>	<b>1'34.219</b>	287,2	10:05'14.824

19° 85 T. SMITS [1'34.226]							
Lap	Seg.1	Seg.2	Seg.3	Seg.4	Lap Time	km/h	Local Time

18/04/2026 P = Pits In/Out - C = Lap Time Cancelled

These data/results cannot be reproduced, stored and/or transmitted in whole or in part by any manner of electronic, mechanical, photocopying, recording, broadcasting or otherwise now known or herein after developed without the previous express consent by the copyright owner, except for reproduction in daily press and regular printed publications on sale to the public within 60 days of the event related to those data/results and always provided that copyright symbol appears together as follows below.

© DORNA WSBK ORGANIZATION Srl 2026

## Pirelli Dutch Round, 17-19 April 2026

### Chronological Analysis Free Practice 3rd Session

3 / 3

		16.008	27.566	22.311		273,4	9:42'30.113
1	31.472	15.151	26.895	22.099	1'35.617	274,8	9:44'05.730
2	31.380	15.114	26.870	21.929	1'35.293	278,4	9:45'41.023
3	31.415	15.070	26.760	21.959	1'35.204	<b>279,1</b>	9:47'16.227
4	33.164	15.333	27.100	31.047	1'46.644P	277,6	9:49'02.871
5	3'25.654	19.031	28.240	31.966	4'44.891CP	235,3	9:53'47.762
6	5'02.277	15.602	27.458	22.028	6'07.365P	273,4	9:59'55.127
7	31.036	<b>14.934</b>	<b>26.519</b>	<b>21.737</b>	<b>1'34.226</b>	274,8	10:01'29.353
8	<b>31.000</b>	15.217				276,9	

20°		62 S. MANZI [1'34.271]					
Lap	Seg.1	Seg.2	Seg.3	Seg.4	Lap Time	km/h	Local Time
		15.543	27.795	22.422		279,8	9:41'45.238
1	31.794	15.102	27.071	21.861	1'35.828	282,7	9:43'21.066
2	31.412	15.010	27.041	21.850	1'35.313	282,7	9:44'56.379
3	41.777	17.161	28.948	33.075	2'00.961P	205,3	9:46'57.340
4	3'58.277	15.358	27.298	23.266	5'04.199CP	278,4	9:52'01.539
5	48.478	20.120	28.774	34.446	2'11.818CP	204,9	9:54'13.357
6	3'40.498	18.768	31.932	22.633	4'53.831P	172,5	9:59'07.188
7	31.049	14.843	<b>26.685</b>	<b>21.694</b>	<b>1'34.271</b>	<b>288,8</b>	10:00'41.459
8	<b>31.016</b>	<b>14.807</b>	26.786	21.713	1'34.322	283,5	10:02'15.781
9	36.152	14.980	31.101	22.306	1'44.539C	282,0	10:04'00.320
10	31.091	14.950	26.751	21.850	1'34.642	284,2	10:05'34.962

21°		54 B. SOFUOGLU [1'34.506]					
Lap	Seg.1	Seg.2	Seg.3	Seg.4	Lap Time	km/h	Local Time
		15.597	28.654	22.568		283,5	9:41'50.889
1	31.163	15.036	26.795	22.161	1'35.155	<b>289,5</b>	9:43'26.044
2	31.364	15.071	26.749	22.313	1'35.497	286,5	9:45'01.541
3	41.079	15.543	27.752	22.427	1'46.801	279,1	9:46'48.342
4	31.189	14.993	26.876	21.971	1'35.029	284,2	9:48'23.371
5	33.366	15.007	27.081	33.005	1'48.459P	285,0	9:50'11.830
6	8'12.145	15.260	27.925	21.910	9'17.240P	284,2	9:59'29.070
7	31.148	<b>14.885</b>	26.732	21.891	1'34.656	285,0	10:01'03.726
8	31.015	15.074	<b>26.617</b>	<b>21.800</b>	<b>1'34.506</b>	283,5	10:02'38.232
9	33.142	15.062	26.809	21.961	1'36.974	287,2	10:04'15.206
10	<b>30.999</b>	14.915	26.656	22.100	1'34.670	285,0	10:05'49.876

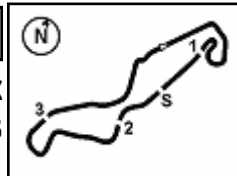
22°		13 M. RATO [1'34.964]					
Lap	Seg.1	Seg.2	Seg.3	Seg.4	Lap Time	km/h	Local Time
		15.480	27.732	22.554		280,5	9:41'45.514
1	31.819	15.288	27.243	22.081	1'36.431	<b>287,2</b>	9:43'21.945
2	31.468	15.172	27.141	22.464	1'36.245	282,7	9:44'58.190
3	38.364	15.410	27.182	33.579	1'54.535P	282,0	9:46'52.725
4	4'05.478	15.311	27.084	22.839	5'10.712CP	279,8	9:52'03.437
5	48.511	19.552	28.562	36.170	2'12.795CP	214,3	9:54'16.232
6	3'43.466	15.590	28.080	22.748	4'49.884P	270,0	9:59'06.116
7	31.173	14.997	26.847	23.299	1'36.316	282,7	10:00'42.432
8	31.122	15.028	26.863	<b>21.951</b>	<b>1'34.964</b>	283,5	10:02'17.396
9	35.335	15.193	30.389	22.357	1'43.274C	283,5	10:04'00.670
10	<b>31.119</b>	<b>14.949</b>	<b>26.726</b>	22.359	1'35.153	285,0	10:05'35.823

23°		35 S. CHANTRA [1'38.123]					
Lap	Seg.1	Seg.2	Seg.3	Seg.4	Lap Time	km/h	Local Time
		16.762	28.477	23.385		276,9	9:42'01.199
1	<b>32.014</b>	15.640	27.562	22.907	<b>1'38.123</b>	283,5	9:43'39.322
2	32.370	<b>15.253</b>	<b>27.058</b>	31.708	1'46.389P	<b>288,0</b>	9:45'25.711
3	4'39.259	15.899	28.145	<b>22.851</b>	5'46.154P	281,3	9:51'11.865
4							

18/04/2026 P = Pits In/Out - C = Lap Time Cancelled

These data/results cannot be reproduced, stored and/or transmitted in whole or in part by any manner of electronic, mechanical, photocopying, recording, broadcasting or otherwise now known or herein after developed without the previous express consent by the copyright owner, except for reproduction in daily press and regular printed publications on sale to the public within 60 days of the event related to those data/results and always provided that copyright symbol appears together as follows below.

© DORNA WSBK ORGANIZATION Srl 2026



TT Circuit Assen 4.542 m

## Pirelli Dutch Round, 17-19 April 2026

### Best Laps & Speeds

No.	Rider Bike	Nat	Best Lap		FP1		FP2		FP3							
			LL	SPD	LL	SPD	LL	SPD	LL	SPD						
1	<b>7 I. LECUONA</b> Ducati Panigale V4R	ESP	<b>1'32.823</b> 49 298,3		1'34.208 19 295,1		1'34.017 20 <b>298,3</b>		1'32.823 10 296,7							
2	<b>22 A. LOWES</b> bimota KB998 Rimini	GBR	<b>1'33.082</b> 50 291,9		1'34.817 18 287,2		1'34.189 22 291,1		1'33.082 10 <b>291,9</b>							
3	<b>19 A. BAUTISTA</b> Ducati Panigale V4R	ESP	<b>1'33.177</b> 50 299,2		1'34.738 19 290,3		1'34.250 20 <b>299,2</b>		1'33.177 11 296,7							
4	<b>88 M. OLIVEIRA</b> BMW M 1000 RR	POR	<b>1'33.260</b> 38 300,8		1'35.147 12 296,7		1'34.551 17 <b>300,8</b>		1'33.260 9 296,7							
5	<b>11 N. BULEGA</b> Ducati Panigale V4R	ITA	<b>1'33.322</b> 48 295,9		1'33.952 20 292,7		1'33.687 19 <b>295,9</b>		1'33.322 9 291,9							
6	<b>87 R. GARDNER</b> Yamaha YZF R1	AUS	<b>1'33.405</b> 44 289,5		1'35.485 18 <b>289,5</b>		1'34.989 16 288,8		1'33.405 10 288,8							
7	<b>14 S. LOWES</b> Ducati Panigale V4R	GBR	<b>1'33.489</b> 51 291,9		1'34.428 18 288,8		1'34.143 21 <b>291,9</b>		1'33.489 12 291,1							
8	<b>97 X. VIERGE</b> Yamaha YZF R1	ESP	<b>1'33.516</b> 47 292,7		1'34.713 18 290,3		1'34.097 19 <b>292,7</b>		1'33.516 10 291,9							
9	<b>9 D. PETRUCCI</b> BMW M 1000 RR	ITA	<b>1'33.567</b> 45 296,7		1'34.737 14 294,3		1'34.092 20 <b>296,7</b>		1'33.567 11 291,1							
10	<b>5 Y. MONTELLA</b> Ducati Panigale V4R	ITA	<b>1'33.568</b> 51 293,5		1'34.820 19 <b>293,5</b>		1'34.430 21 <b>293,5</b>		1'33.568 11 292,7							
11	<b>31 G. GERLOFF</b> Kawasaki ZX-10RR	USA	<b>1'33.810</b> 47 292,7		1'35.301 18 291,1		1'35.098 19 <b>292,7</b>		1'33.810 10 289,5							
12	<b>95 T. MACKENZIE</b> Ducati Panigale V4R	GBR	<b>1'33.858</b> 49 293,5		1'34.887 18 <b>293,5</b>		1'34.733 20 291,1		1'33.858 11 292,7							
13	<b>55 A. LOCATELLI</b> Yamaha YZF R1	ITA	<b>1'33.928</b> 46 292,7		1'35.149 20 288,0		1'34.676 16 <b>292,7</b>		1'33.928 10 291,1							
14	<b>34 L. BALDASSARRI</b> Ducati Panigale V4R	ITA	<b>1'33.963</b> 50 297,5		1'34.527 22 291,9		1'33.963 21 <b>297,5</b>		1'34.219 7 288,0							
15	<b>47 A. BASSANI</b> bimota KB998 Rimini	ITA	<b>1'33.985</b> 50 288,0		1'35.016 17 285,7		1'34.620 24 <b>288,0</b>		1'33.985 9 287,2							
16	<b>67 A. SURRA</b> Ducati Panigale V4R	ITA	<b>1'34.088</b> 47 293,5		1'35.748 18 292,7		1'34.472 19 <b>293,5</b>		1'34.088 10 291,1							
17	<b>46 T. BRIDEWELL</b> Ducati Panigale V4R	GBR	<b>1'34.093</b> 41 295,1		1'35.464 18 292,7		1'34.721 15 <b>295,1</b>		1'34.093 8 292,7							
18	<b>65 J. REA</b> Honda CBR1000RR-R SP	GBR	<b>1'34.106</b> 44 290,3		1'35.592 17 285,7		1'35.124 17 288,0		1'34.106 10 <b>290,3</b>							
19	<b>85 T. SMITS</b> Yamaha YZF R1	NED	<b>1'34.226</b> 45 282,7		1'35.471 20 279,8		1'35.121 18 <b>282,7</b>		1'34.226 7 279,1							
20	<b>62 S. MANZI</b> Yamaha YZF R1	ITA	<b>1'34.271</b> 50 288,8		1'36.129 20 288,0		1'35.251 20 288,0		1'34.271 10 <b>288,8</b>							
21	<b>54 B. SOFUOGLU</b> Yamaha YZF R1	TUR	<b>1'34.506</b> 50 289,5		1'35.455 22 288,8		1'35.481 18 285,7		1'34.506 10 <b>289,5</b>							
22	<b>13 M. RATO</b> Yamaha YZF R1	ITA	<b>1'34.964</b> 47 287,2		1'36.519 18 282,0		1'36.149 19 286,5		1'34.964 10 <b>287,2</b>							
23	<b>35 S. CHANTRA</b> Honda CBR1000RR-R SP	THA	<b>1'35.253</b> 42 290,3		1'36.276 19 289,5		1'35.253 20 <b>290,3</b>		1'38.123 3 288,0							

18/04/2026

These data/results cannot be reproduced, stored and/or transmitted in whole or in part by any manner of electronic, mechanical, photocopying, recording, broadcasting or otherwise now known or herein after developed without the previous express consent by the copyright owner, except for reproduction in daily press and regular printed publications on sale to the public within 60 days of the event related to those data/results and always provided that copyright symbol appears together as follows below.

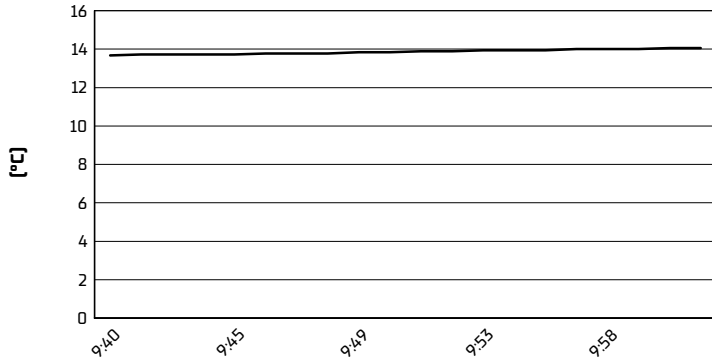
© DORNA WSBK ORGANIZATION Srl 2026

FICR PERUGIA TIMING

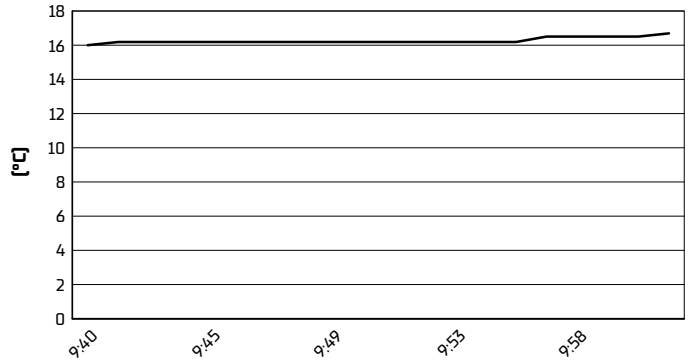


**Pirelli Dutch Round, 17-19 April 2026**  
**Weather Report Free Practice 3rd Session**  
 Session started 09:40 - Session ended 10:06

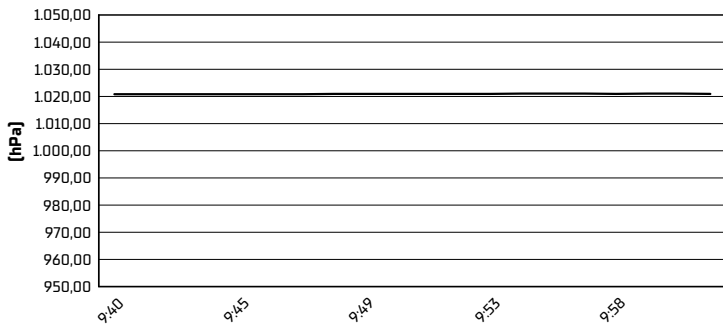
**Air Temperature**



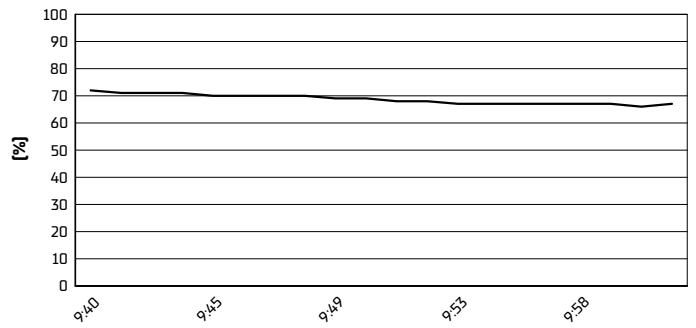
**Track Temperature**



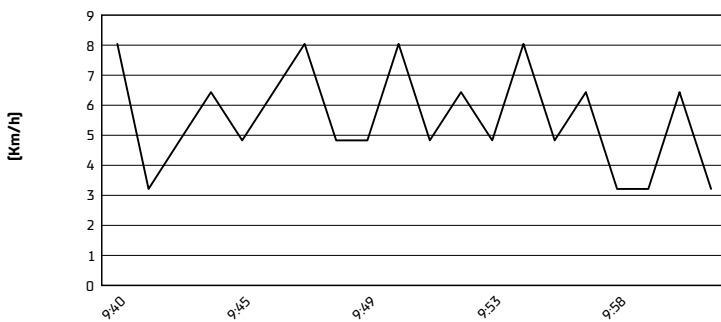
**Air Pressure**



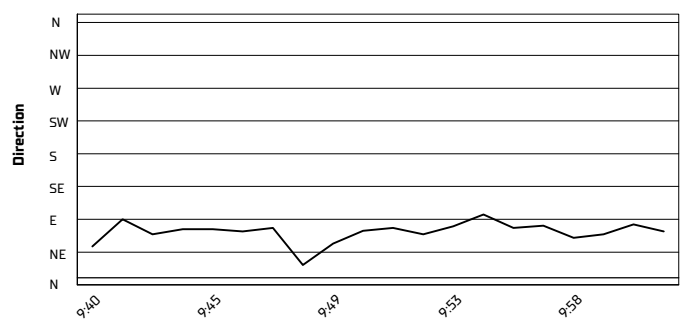
**Humidity**



**Wind Speed**



**Wind Direction**



18/04/2026

These data/results cannot be reproduced, stored and/or transmitted in whole or in part by any manner of electronic, mechanical, photocopying, recording, broadcasting or otherwise now known or herein after developed without the previous express consent by the copyright owner, except for reproduction in daily press and regular printed publications on sale to the public within 60 days of the event related to those data/results and always provided that copyright symbol appears together as follows below.

© DORNA WSBK ORGANIZATION Srl 2026