

No.	Rider	Nat	Team	Bike	Class	Time	Gap	Rel.	Laps	Speed	
										Avg	Max
1	<b>11 N. BULEGA</b>	ITA	Aruba.it Racing - Ducati	Ducati Panigale V4R		<b>1'32.144</b>			6	177,453	<b>290,3</b>
2	<b>14 S. LOWES</b>	GBR	ELF Marc VDS Racing Team	Ducati Panigale V4R	IND	<b>1'32.473</b>	0.329	0.329	7	176,821	<b>287,2</b>
3	<b>7 I. LECUONA</b>	ESP	Aruba.it Racing - Ducati	Ducati Panigale V4R		<b>1'32.567</b>	0.423	0.094	6	176,642	<b>294,3</b>
4	<b>9 D. PETRUCCI</b>	ITA	ROKIT BMW Motorrad WorldSBK Team	BMW M1000 RR		<b>1'32.921</b>	0.777	0.354	6	175,969	<b>291,1</b>
5	<b>97 X. VIERGE</b>	ESP	Pata Maxus Yamaha	Yamaha YZF R1		<b>1'32.946</b>	0.802	0.025	6	175,922	<b>288,8</b>
6	<b>22 A. LOWES</b>	GBR	bimota by Kawasaki Racing Team	bimota KB998 Rimini		<b>1'32.960</b>	0.816	0.014	6	175,895	<b>288,8</b>
7	<b>19 A. BAUTISTA</b>	ESP	Barni Spark Racing Team	Ducati Panigale V4R	IND	<b>1'33.013</b>	0.869	0.053	7	175,795	<b>290,3</b>
8	<b>55 A. LOCATELLI</b>	ITA	Pata Maxus Yamaha	Yamaha YZF R1		<b>1'33.079</b>	0.935	0.066	6	175,670	<b>288,8</b>
9	<b>34 L. BALDASSARRI</b>	ITA	Team GoEleven	Ducati Panigale V4R	IND	<b>1'33.108</b>	0.964	0.029	7	175,615	<b>288,0</b>
10	<b>87 R. GARDNER</b>	AUS	GYTR GRT Yamaha WorldSBK Team	Yamaha YZF R1		<b>1'33.229</b>	1.085	0.121	6	175,387	<b>287,2</b>
11	<b>46 T. BRIDEWELL</b>	GBR	Superbike Advocates	Ducati Panigale V4R	IND	<b>1'33.231</b>	1.087	0.002	6	175,384	<b>291,9</b>
12	<b>5 Y. MONTELLA</b>	ITA	Barni Spark Racing Team	Ducati Panigale V4R	IND	<b>1'33.258</b>	1.114	0.027	4	175,333	<b>291,1</b>
13	<b>88 M. OLIVEIRA</b>	POR	ROKIT BMW Motorrad WorldSBK Team	BMW M1000 RR		<b>1'33.304</b>	1.160	0.046	6	175,247	<b>291,1</b>
14	<b>95 T. MACKENZIE</b>	GBR	MGM Optical Express Racing	Ducati Panigale V4R	IND	<b>1'33.352</b>	1.208	0.048	7	175,156	<b>291,1</b>
15	<b>67 A. SURRA</b>	ITA	Motocorsa Racing	Ducati Panigale V4R	IND	<b>1'33.452</b>	1.308	0.100	6	174,969	<b>292,7</b>
16	<b>31 G. GERLOFF</b>	USA	Kawasaki WorldSBK Team	Kawasaki ZX-10RR		<b>1'33.575</b>	1.431	0.123	6	174,739	<b>292,7</b>
17	<b>47 A. BASSANI</b>	ITA	bimota by Kawasaki Racing Team	bimota KB998 Rimini		<b>1'33.756</b>	1.612	0.181	6	174,402	<b>288,8</b>
18	<b>65 J. REA</b>	GBR	Honda HRC	Honda CBR1000RR-R SP		<b>1'33.856</b>	1.712	0.100	6	174,216	<b>287,2</b>
19	<b>54 B. SOFUOGLU</b>	TUR	Motocorsing WorldSBK Team	Yamaha YZF R1	IND	<b>1'34.013</b>	1.869	0.157	1	173,925	<b>285,7</b>
20	<b>62 S. MANZI</b>	ITA	GYTR GRT Yamaha WorldSBK Team	Yamaha YZF R1		<b>1'34.213</b>	2.069	0.200	7	173,556	<b>285,7</b>
21	<b>13 M. RATO</b>	ITA	Motocorsing WorldSBK Team	Yamaha YZF R1	IND	<b>1'34.360</b>	2.216	0.147	6	173,285	<b>286,5</b>
22	<b>85 T. SMITS</b>	NED	Team Apreco	Yamaha YZF R1	IND	<b>1'34.969</b>	2.825	0.609	6	172,174	<b>282,0</b>

Qualifying Lap Time (105% of 1'32.144): **1'36.752**

AIR	Humidity:	59%	Temp:	16°C
TRACK	Condition:	Dry	Temp:	20°C

Records	Pole	[SP]	2025	S.Lowes	1'32.596	176,590	Km/h
	Race	[RC1]	2025	N.Bulega	1'33.581	174,730	Km/h
	All Times	[SP]	2025	S.Lowes	1'32.596	176,590	Km/h

18/04/2026 Start 11:15 End 11:34 The results are provisional until the end of the time limit for protests and appeals and the completion of the technical checks. Clerk Of The Course: **Roland Brontsema** Publication Time: **11:38**

These data/results cannot be reproduced, stored and/or transmitted in whole or in part by any manner of electronic, mechanical, photocopying, recording, broadcasting or otherwise now known or herein after developed without the previous express consent by the copyright owner, except for reproduction in daily press and regular printed publications on sale to the public within 60 days of the event related to those data/results and always provided that copyright symbol appears together as follows below.

© DORNA WSBK ORGANIZATION Srl 2026

## Pirelli Dutch Round, 17-19 April 2026

### Results Tissot Superpole

#### Session Highlights

Local Time	No. Rider	Description
11.15.00		Start of Session
11.19.10		Yellow Flag Out - Turn 1-2
11.19.21	<b>54 B. SOFUOGLU</b>	#54 Crashed - Turn 1
11.20.04		Yellow Flag In - Turn 1-2
11.20.05		Riders Under Yellow Flag at Turn 1: #22 #95 # 65 #19 #88 #47 #14
11.27.57	<b>85 T. SMITS</b>	#85 CHECK RACELINK GPS
11.28.59	<b>9 D. PETRUCCI</b>	#9 Lap Time Cancelled [3'28.307] - Exceeded Track Limits - Turn 18
11.29.05	<b>13 M. RATO</b>	#13 Lap Cancelled [1'43.380] - Course Cutting - Turn 7
11.29.56		Yellow Flag Out - Turn 1-2
11.30.01	<b>11 N. BULEGA</b>	#11 Crashed - Turn 1
11.30.13		Yellow Flag Out - Turn 1-2
11.30.59		Yellow Flag In - Turn 1-2
11.31.56		Top 3 Confirmed
11.34.01		End of Session

#### Fastest Laps Sequence

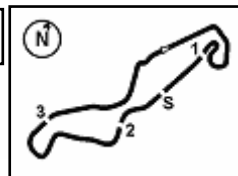
No.	Rider	Nat	Team	Bike	Local Time	Time	Gap	Avg
<b>5</b>	<b>Y. MONTELLA</b>	ITA	Barni Spark Racing Team	Ducati Panigale V4R	11:18'56.332	<b>1'33.258</b>		175,333
<b>14</b>	<b>S. LOWES</b>	GBR	ELF Marc VDS Racing Team	Ducati Panigale V4R	11:19'46.493	<b>1'33.177</b>	-0.081	175,485
<b>7</b>	<b>I. LECUONA</b>	ESP	Aruba.it Racing - Ducati	Ducati Panigale V4R	11:19'56.610	<b>1'32.833</b>	-0.344	176,136
<b>11</b>	<b>N. BULEGA</b>	ITA	Aruba.it Racing - Ducati	Ducati Panigale V4R	11:20'07.265	<b>1'32.798</b>	-0.035	176,202
<b>7</b>	<b>I. LECUONA</b>	ESP	Aruba.it Racing - Ducati	Ducati Panigale V4R	11:26'59.968	<b>1'32.567</b>	-0.231	176,642
<b>11</b>	<b>N. BULEGA</b>	ITA	Aruba.it Racing - Ducati	Ducati Panigale V4R	11:28'07.010	<b>1'32.144</b>	-0.423	177,453

18/04/2026 Start 11:15 End 11:34 The results are provisional until the end of the time limit for protests and appeals and the completion of the technical checks.

Clerk Of The Course: **Roland Brontsema**  
 Publication Time: **11:38**

These data/results cannot be reproduced, stored and/or transmitted in whole or in part by any manner of electronic, mechanical, photocopying, recording, broadcasting or otherwise now known or herein after developed without the previous express consent by the copyright owner, except for reproduction in daily press and regular printed publications on sale to the public within 60 days of the event related to those data/results and always provided that copyright symbol appears together as follows below.

© DORNA WSBK ORGANIZATION Srl 2026



TT Circuit Assen 4.542 m

## Pirelli Dutch Round, 17-19 April 2026

### Best Sectors & Speed Tissot Superpole

#### BEST LAP

1	<b>11</b> N. BULEGA	Ducati Panigale V4R	1'32.144
2	<b>14</b> S. LOWES	Ducati Panigale V4R	1'32.473
3	<b>7</b> I. LECUONA	Ducati Panigale V4R	1'32.567
4	<b>9</b> D. PETRUCCI	BMW M 1000 RR	1'32.921
5	<b>97</b> X. VIERGE	Yamaha YZF R1	1'32.946
6	<b>22</b> A. LOWES	bimota KB998 Rimini	1'32.960
7	<b>19</b> A. BAUTISTA	Ducati Panigale V4R	1'33.013
8	<b>55</b> A. LOCATELLI	Yamaha YZF R1	1'33.079
9	<b>34</b> L. BALDASSARRI	Ducati Panigale V4R	1'33.108
10	<b>87</b> R. GARDNER	Yamaha YZF R1	1'33.229
11	<b>46</b> T. BRIDEWELL	Ducati Panigale V4R	1'33.231
12	<b>5</b> Y. MONTELLA	Ducati Panigale V4R	1'33.258
13	<b>88</b> M. OLIVEIRA	BMW M 1000 RR	1'33.304
14	<b>95</b> T. MACKENZIE	Ducati Panigale V4R	1'33.352
15	<b>67</b> A. SURRA	Ducati Panigale V4R	1'33.452
16	<b>31</b> G. GERLOFF	Kawasaki ZX-10RR	1'33.575
17	<b>47</b> A. BASSANI	bimota KB998 Rimini	1'33.756
18	<b>65</b> J. REA	Honda CBR1000RR-R SP	1'33.856
19	<b>54</b> B. SOFUOGLU	Yamaha YZF R1	1'34.013
20	<b>62</b> S. MANZI	Yamaha YZF R1	1'34.213
21	<b>13</b> M. RATO	Yamaha YZF R1	1'34.360
22	<b>85</b> T. SMITS	Yamaha YZF R1	1'34.969

#### SPEED

1	<b>7</b> I. LECUONA	Ducati Panigale V4R	294,3
2	<b>67</b> A. SURRA	Ducati Panigale V4R	292,7
3	<b>31</b> G. GERLOFF	Kawasaki ZX-10RR	292,7
4	<b>46</b> T. BRIDEWELL	Ducati Panigale V4R	291,9
5	<b>5</b> Y. MONTELLA	Ducati Panigale V4R	291,1
6	<b>95</b> T. MACKENZIE	Ducati Panigale V4R	291,1
7	<b>9</b> D. PETRUCCI	BMW M 1000 RR	291,1
8	<b>88</b> M. OLIVEIRA	BMW M 1000 RR	291,1
9	<b>11</b> N. BULEGA	Ducati Panigale V4R	290,3
10	<b>19</b> A. BAUTISTA	Ducati Panigale V4R	290,3
11	<b>55</b> A. LOCATELLI	Yamaha YZF R1	288,8
12	<b>97</b> X. VIERGE	Yamaha YZF R1	288,8
13	<b>22</b> A. LOWES	bimota KB998 Rimini	288,8
14	<b>47</b> A. BASSANI	bimota KB998 Rimini	288,8
15	<b>34</b> L. BALDASSARRI	Ducati Panigale V4R	288,0
16	<b>65</b> J. REA	Honda CBR1000RR-R SP	287,2
17	<b>87</b> R. GARDNER	Yamaha YZF R1	287,2
18	<b>14</b> S. LOWES	Ducati Panigale V4R	287,2
19	<b>13</b> M. RATO	Yamaha YZF R1	286,5
20	<b>54</b> B. SOFUOGLU	Yamaha YZF R1	285,7
21	<b>62</b> S. MANZI	Yamaha YZF R1	285,7
22	<b>85</b> T. SMITS	Yamaha YZF R1	282,0

#### SEG. 1

1	<b>7</b> I. LECUONA	30.301
2	<b>11</b> N. BULEGA	30.415
3	<b>97</b> X. VIERGE	30.453
4	<b>14</b> S. LOWES	30.488
5	<b>22</b> A. LOWES	30.508
6	<b>46</b> T. BRIDEWELL	30.550
7	<b>19</b> A. BAUTISTA	30.559
8	<b>95</b> T. MACKENZIE	30.576
9	<b>87</b> R. GARDNER	30.610
10	<b>67</b> A. SURRA	30.616
11	<b>9</b> D. PETRUCCI	30.617
12	<b>88</b> M. OLIVEIRA	30.622
13	<b>5</b> Y. MONTELLA	30.679
14	<b>55</b> A. LOCATELLI	30.691
15	<b>34</b> L. BALDASSARRI	30.717
16	<b>31</b> G. GERLOFF	30.806
17	<b>65</b> J. REA	30.860
18	<b>47</b> A. BASSANI	30.868
19	<b>62</b> S. MANZI	30.978
20	<b>54</b> B. SOFUOGLU	31.001
21	<b>13</b> M. RATO	31.081
22	<b>85</b> T. SMITS	31.228

#### SEG. 2

1	<b>11</b> N. BULEGA	14.489
2	<b>14</b> S. LOWES	14.518
3	<b>5</b> Y. MONTELLA	14.578
4	<b>22</b> A. LOWES	14.583
5	<b>87</b> R. GARDNER	14.603
6	<b>7</b> I. LECUONA	14.604
7	<b>31</b> G. GERLOFF	14.648
8	<b>95</b> T. MACKENZIE	14.649
9	<b>55</b> A. LOCATELLI	14.695
10	<b>34</b> L. BALDASSARRI	14.706
11	<b>97</b> X. VIERGE	14.711
12	<b>46</b> T. BRIDEWELL	14.716
13	<b>19</b> A. BAUTISTA	14.725
14	<b>9</b> D. PETRUCCI	14.747
15	<b>65</b> J. REA	14.770
16	<b>62</b> S. MANZI	14.784
17	<b>67</b> A. SURRA	14.810
18	<b>47</b> A. BASSANI	14.811
19	<b>88</b> M. OLIVEIRA	14.878
20	<b>54</b> B. SOFUOGLU	14.898
21	<b>13</b> M. RATO	15.000
22	<b>85</b> T. SMITS	15.088

#### SEG. 3

1	<b>9</b> D. PETRUCCI	26.059
2	<b>11</b> N. BULEGA	26.096
3	<b>88</b> M. OLIVEIRA	26.114
4	<b>14</b> S. LOWES	26.114
5	<b>7</b> I. LECUONA	26.156
6	<b>19</b> A. BAUTISTA	26.169
7	<b>97</b> X. VIERGE	26.240
8	<b>5</b> Y. MONTELLA	26.255
9	<b>22</b> A. LOWES	26.258
10	<b>46</b> T. BRIDEWELL	26.298
11	<b>67</b> A. SURRA	26.300
12	<b>87</b> R. GARDNER	26.316
13	<b>34</b> L. BALDASSARRI	26.341
14	<b>55</b> A. LOCATELLI	26.342
15	<b>95</b> T. MACKENZIE	26.393
16	<b>54</b> B. SOFUOGLU	26.416
17	<b>47</b> A. BASSANI	26.436
18	<b>31</b> G. GERLOFF	26.469
19	<b>65</b> J. REA	26.495
20	<b>13</b> M. RATO	26.517
21	<b>62</b> S. MANZI	26.685
22	<b>85</b> T. SMITS	26.722

#### SEG. 4

1	<b>11</b> N. BULEGA	21.144
2	<b>14</b> S. LOWES	21.331
3	<b>34</b> L. BALDASSARRI	21.344
4	<b>22</b> A. LOWES	21.345
5	<b>55</b> A. LOCATELLI	21.351
6	<b>7</b> I. LECUONA	21.392
7	<b>19</b> A. BAUTISTA	21.393
8	<b>9</b> D. PETRUCCI	21.408
9	<b>31</b> G. GERLOFF	21.487
10	<b>5</b> Y. MONTELLA	21.493
11	<b>95</b> T. MACKENZIE	21.494
12	<b>87</b> R. GARDNER	21.522
13	<b>97</b> X. VIERGE	21.542
14	<b>67</b> A. SURRA	21.560
15	<b>88</b> M. OLIVEIRA	21.573
16	<b>65</b> J. REA	21.576
17	<b>46</b> T. BRIDEWELL	21.581
18	<b>47</b> A. BASSANI	21.641
19	<b>62</b> S. MANZI	21.661
20	<b>54</b> B. SOFUOGLU	21.698
21	<b>13</b> M. RATO	21.762
22	<b>85</b> T. SMITS	21.903

18/04/2026

These data/results cannot be reproduced, stored and/or transmitted in whole or in part by any manner of electronic, mechanical, photocopying, recording, broadcasting or otherwise now known or herein after developed without the previous express consent by the copyright owner, except for reproduction in daily press and regular printed publications on sale to the public within 60 days of the event related to those data/results and always provided that copyright symbol appears together as follows below.

© DORNA WSBK ORGANIZATION Srl 2026

## Pirelli Dutch Round, 17-19 April 2026

### Ideal Times Tissot Superpole

No.	Rider	Nat	Bike	Seg. 1	Seg. 2	Seg. 3	Seg. 4	Ideal Time			
				Diff. 1	Diff. 2	Diff. 3	Diff. 4	Best Lap	Pos.	Diff.	
1	<b>11 N. BULEGA</b>	ITA	Ducati Panigale V4R	30.415	<b>14.489</b>	26.096	<b>21.144</b>	<b>1'32.144</b>	1'32.144	1	
2	<b>14 S. LOWES</b>	GBR	Ducati Panigale V4R	30.488	14.518	26.114	21.331 +0.022	<b>1'32.451</b>	1'32.473	2	0.022
3	<b>7 I. LECUONA</b>	ESP	Ducati Panigale V4R	<b>30.301</b>	14.604 +0.078	26.156	21.392 +0.036	<b>1'32.453</b>	1'32.567	3	0.114
4	<b>22 A. LOWES</b>	GBR	bimota KB998 Rimini	30.508	14.583	26.258	21.345 +0.266	<b>1'32.694</b>	1'32.960	6	0.266
5	<b>9 D. PETRUCCI</b>	ITA	BMW M1000 RR	30.617	14.747 +0.090	<b>26.059</b>	21.408	<b>1'32.831</b>	1'32.921	4	0.090
6	<b>19 A. BAUTISTA</b>	ESP	Ducati Panigale V4R	30.559	14.725 +0.081	26.169	21.393 +0.048	<b>1'32.846</b>	1'33.013	7	0.167
7	<b>97 X. VIERGE</b>	ESP	Yamaha YZF R1	30.453	14.711	26.240	21.542	<b>1'32.946</b>	1'32.946	5	
8	<b>5 Y. MONTELLA</b>	ITA	Ducati Panigale V4R	30.679	14.578	26.255	21.493 +0.253	<b>1'33.005</b>	1'33.258	12	0.253
9	<b>87 R. GARDNER</b>	AUS	Yamaha YZF R1	30.610	14.603 +0.101	26.316	21.522 +0.077	<b>1'33.051</b>	1'33.229	10	0.178
10	<b>55 A. LOCATELLI</b>	ITA	Yamaha YZF R1	30.691	14.695	26.342	21.351	<b>1'33.079</b>	1'33.079	8	
11	<b>34 L. BALDASSARRI</b>	ITA	Ducati Panigale V4R	30.717	14.706	26.341	21.344	<b>1'33.108</b>	1'33.108	9	
12	<b>95 T. MACKENZIE</b>	GBR	Ducati Panigale V4R	30.576 +0.035	14.649 +0.002	26.393 +0.099	21.494 +0.104	<b>1'33.112</b>	1'33.352	14	0.240
13	<b>46 T. BRIDEWELL</b>	GBR	Ducati Panigale V4R	30.550	14.716	26.298	21.581 +0.086	<b>1'33.145</b>	1'33.231	11	0.086
14	<b>88 M. OLIVEIRA</b>	POR	BMW M1000 RR	30.622	14.878	26.114 +0.117	21.573	<b>1'33.187</b>	1'33.304	13	0.117
15	<b>67 A. SURRA</b>	ITA	Ducati Panigale V4R	30.616 +0.127	14.810	26.300	21.560 +0.039	<b>1'33.286</b>	1'33.452	15	0.166
16	<b>31 G. GERLOFF</b>	USA	Kawasaki ZX-10RR	30.806	14.648 +0.083	26.469 +0.043	21.487 +0.039	<b>1'33.410</b>	1'33.575	16	0.165
17	<b>65 J. REA</b>	GBR	Honda CBR1000RR-R SP	30.860 +0.013	14.770 +0.087	26.495 +0.055	21.576	<b>1'33.701</b>	1'33.856	18	0.155
18	<b>47 A. BASSANI</b>	ITA	bimota KB998 Rimini	30.868	14.811	26.436	21.641	<b>1'33.756</b>	1'33.756	17	
19	<b>54 B. SOFUOGLU</b>	TUR	Yamaha YZF R1	31.001	14.898	26.416	21.698	<b>1'34.013</b>	1'34.013	19	
20	<b>62 S. MANZI</b>	ITA	Yamaha YZF R1	30.978	14.784 +0.076	26.685	21.661 +0.029	<b>1'34.108</b>	1'34.213	20	0.105
21	<b>13 M. RATO</b>	ITA	Yamaha YZF R1	31.081	15.000	26.517	21.762	<b>1'34.360</b>	1'34.360	21	
22	<b>85 T. SMITS</b>	NED	Yamaha YZF R1	31.228	15.088 +0.028	26.722	21.903	<b>1'34.941</b>	1'34.969	22	0.028
<b>Overall Ideal Time</b>				<b>30.301</b>	<b>14.489</b>	<b>26.059</b>	<b>21.144</b>	<b>1'31.993</b>			

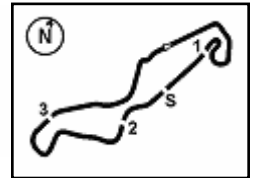
18/04/2026

These data/results cannot be reproduced, stored and/or transmitted in whole or in part by any manner of electronic, mechanical, photocopying, recording, broadcasting or otherwise now known or herein after developed without the previous express consent by the copyright owner, except for reproduction in daily press and regular printed publications on sale to the public within 60 days of the event related to those data/results and always provided that copyright symbol appears together as follows below.

© DORNA WSBK ORGANIZATION Srl 2026

FICR PERUGIA TIMING



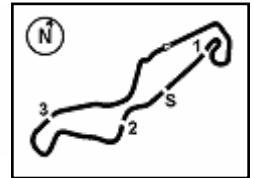


1° 11 N. BULEGA [1'32.144]								7° 19 A. BAUTISTA [1'33.013]							
Lap	Seg1	Seg2	Seg3	Seg4	Lap Time	km/h	Local Time	Lap	Seg1	Seg2	Seg3	Seg4	Lap Time	km/h	Local Time
1	30.597	14.933	26.631	21.763	1'32.798	286,5	11:18'34.467	1	30.782	15.142	26.697	22.047	1'33.436	285,0	11:17'44.556
2	30.696	14.531	26.303	21.380	1'32.842	289,5	11:20'07.265	2	32.655	14.780	26.225	21.649	1'35.666C	288,8	11:19'17.992
3	31.477	14.999	27.728	32.537	1'46.741P	281,3	11:23'26.848	3	30.839	14.725	26.280	21.639	1'33.483	290,3	11:22'27.141
4	2'04.664	14.985	26.695	21.674	3'08.018P	285,0	11:26'34.866	4	31.624	14.754	26.307	30.467	1'43.152P	288,0	11:24'10.293
5	30.415	14.489	26.096	21.144	1'32.144	288,8	11:28'07.010	5	2'06.487	15.113	26.480	21.536	3'09.616P	280,5	11:27'19.909
6	35.227	14.710	26.451	21.524	1'37.912	290,3	11:29'44.922	6	30.559	14.806	26.207	21.441	1'33.013	287,2	11:28'52.922
								7	30.735	14.783	26.169	21.393	1'33.080	288,8	11:30'26.002
2° 14 S. LOWES [1'32.473]								8° 55 A. LOCATELLI [1'33.079]							
Lap	Seg1	Seg2	Seg3	Seg4	Lap Time	km/h	Local Time	Lap	Seg1	Seg2	Seg3	Seg4	Lap Time	km/h	Local Time
1	30.808	15.164	27.365	21.904	1'33.177	285,7	11:19'46.493	1	30.705	15.191	27.328	22.069	1'33.377	288,8	11:19'57.810
2	32.984	14.950	26.547	21.533	1'36.014C	284,2	11:21'22.507	2	31.928	15.156	26.834	31.900	1'45.818P	285,7	11:21'43.628
3	30.856	14.565	26.261	21.525	1'33.207	286,5	11:22'55.714	3	2'40.266	15.044	26.692	22.454	3'44.456P	285,0	11:25'28.084
4	31.956	15.327	26.934	32.078	1'46.295P	283,5	11:24'42.009	4	30.691	14.695	26.342	21.351	1'33.079	288,0	11:27'01.163
5	1'39.417	15.016	26.393	21.441	2'42.267P	283,5	11:27'24.276	5	30.810	15.111	28.769	21.514	1'36.204	280,5	11:28'37.367
6	30.488	14.518	26.114	21.353	1'32.473	285,7	11:28'56.749	6	30.699	14.740	26.570	21.526	1'33.535	288,8	11:30'10.902
7	30.700	14.597	26.206	21.485	1'32.988	287,2	11:30'29.737								
3° 7 I. LECUONA [1'32.567]								9° 34 L. BALDASSARRI [1'33.108]							
Lap	Seg1	Seg2	Seg3	Seg4	Lap Time	km/h	Local Time	Lap	Seg1	Seg2	Seg3	Seg4	Lap Time	km/h	Local Time
1	30.521	14.721	26.199	21.392	1'32.833	288,0	11:19'56.610	1	31.109	14.757	26.429	21.659	1'33.954	287,2	11:20'08.818
2	31.464	15.017	26.616	31.820	1'44.917P	288,0	11:21'41.527	2	30.919	14.801	26.358	21.633	1'33.711	286,5	11:21'42.529
3	2'41.935	14.898	26.964	22.077	3'45.874P	288,8	11:25'27.401	3	32.046	15.175	27.093	31.406	1'45.720P	278,4	11:23'28.249
4	30.301	14.682	26.156	21.428	1'32.567	289,5	11:26'59.968	4	2'03.757	14.873	26.490	21.711	3'06.831P	286,5	11:26'35.080
5	33.586	14.604	26.404	21.736	1'36.330	294,3	11:28'36.298	5	30.766	14.764	26.439	21.678	1'33.647	288,0	11:28'08.727
6	30.511	14.666	26.269	21.446	1'32.892	288,0	11:30'09.190	6	30.717	14.706	26.341	21.344	1'33.108	285,7	11:29'41.835
								7	38.222	15.749	28.613	22.650	1'45.234	267,3	11:31'27.069
4° 9 D. PETRUCCI [1'32.921]								10° 87 R. GARDNER [1'33.229]							
Lap	Seg1	Seg2	Seg3	Seg4	Lap Time	km/h	Local Time	Lap	Seg1	Seg2	Seg3	Seg4	Lap Time	km/h	Local Time
1	30.674	14.942	26.584	22.229	1'33.512	288,0	11:20'09.318	1	30.944	15.629	28.058	22.103	1'33.627	278,4	11:17'24.495
2	30.875	14.809	26.474	21.520	1'33.678	291,1	11:21'42.996	2	30.858	14.720	26.503	22.047	1'34.128	287,2	11:20'32.250
3	31.877	15.250	27.130	32.573	1'46.830P	279,8	11:23'29.826	3	31.278	15.148	28.475	37.217	1'52.118P	282,0	11:22'24.368
4	2'15.241	16.420	30.169	26.477	3'28.307CP	279,8	11:26'58.133	4	3'52.163	15.212	27.027	21.580	4'55.982P	278,4	11:27'20.350
5	30.617	14.837	26.059	21.408	1'32.921	285,7	11:28'31.054	5	30.610	14.704	26.316	21.599	1'33.229	284,2	11:28'53.579
6	39.142	15.115	27.811	25.344	1'47.412	286,5	11:30'18.466	6	30.706	14.603	26.569	21.522	1'33.400	285,7	11:30'26.979
5° 97 X. VIERGE [1'32.946]								11° 46 T. BRIDEWELL [1'33.231]							
Lap	Seg1	Seg2	Seg3	Seg4	Lap Time	km/h	Local Time	Lap	Seg1	Seg2	Seg3	Seg4	Lap Time	km/h	Local Time
1	30.594	14.822	26.255	21.592	1'33.263	285,7	11:19'57.407	1	31.137	14.899	26.374	21.822	1'34.232	288,0	11:20'10.349
2	31.800	15.198	26.509	32.277	1'45.784P	282,7	11:21'43.191	2	30.972	14.799	26.529	21.676	1'33.976	291,9	11:21'44.325
3	2'40.537	14.924	26.792	22.234	3'44.487P	288,8	11:25'27.678	3	31.793	15.150	26.650	31.045	1'44.638P	284,2	11:23'28.963
4	30.453	14.711	26.240	21.542	1'32.946	288,0	11:27'00.624	4	2'53.057	15.020	26.412	21.581	3'56.070P	287,2	11:27'25.033
5	35.935	15.396	26.812	35.532	1'53.675	274,8	11:28'54.299	5	30.550	14.716	26.298	21.667	1'33.231	289,5	11:28'58.264
6	34.952	15.130	26.721	22.115	1'38.918	284,2	11:30'33.217	6	38.452	18.169	26.895	22.343	1'45.859	166,4	11:30'44.123
6° 22 A. LOWES [1'32.960]								12° 5 Y. MONTELLA [1'33.258]							
Lap	Seg1	Seg2	Seg3	Seg4	Lap Time	km/h	Local Time	Lap	Seg1	Seg2	Seg3	Seg4	Lap Time	km/h	Local Time
1	30.917	15.377	26.794	21.791	1'33.458	285,7	11:19'09.297	1	30.679	15.680	27.113	21.493	1'33.258	291,1	11:18'56.332
2	34.991	15.121	27.418	22.438	1'39.968C	287,2	11:20'49.265	2	30.741	14.699	26.341	21.548	1'33.329	288,8	11:20'29.661
3	31.478	15.059	26.421	34.283	1'47.241P	281,3	11:22'36.506	3	40.341	20.472	37.905	34.197	2'12.915P	180,0	11:22'42.576
4	3'23.675	14.782	26.325	21.345	4'26.127P	288,8	11:27'02.633	4	4'54.038	19.230	30.085	34.241	6'17.594P	182,7	11:29'00.170
5	30.508	14.583	26.258	21.611	1'32.960	287,2	11:28'35.593								
6	38.250	15.131	27.223	21.697	1'42.301	285,7	11:30'17.894								
								13° 88 M. OLIVEIRA [1'33.304]							
Lap	Seg1	Seg2	Seg3	Seg4	Lap Time	km/h	Local Time								

18/04/2026 P = Pits In/Out - C = Lap Time Cancelled

These data/results cannot be reproduced, stored and/or transmitted in whole or in part by any manner of electronic, mechanical, photocopying, recording, broadcasting or otherwise now known or herein after developed without the previous express consent by the copyright owner, except for reproduction in daily press and regular printed publications on sale to the public within 60 days of the event related to those data/results and always provided that copyright symbol appears together as follows below.

© DORNA WSBK ORGANIZATION Srl 2026



TT Circuit Assen 4.542 m

2 / 2

1	30.755	15.778	27.209	22.457	288,8	11:17'58.781
2	32.712	16.089	26.256	21.799	1'33.859	289,5 11:19'32.640
3	30.968	14.923	26.545	31.349	1'43.785P	288,8 11:22'55.189
4	2'51.576	15.348	27.680	25.585	4'00.189P	290,3 11:26'55.378
5	30.736	14.906	<b>26.114</b>	21.589	1'33.345	286,5 11:28'28.723
6	<b>30.622</b>	<b>14.878</b>	26.231	<b>21.573</b>	<b>1'33.304</b>	<b>291,1</b> 11:30'02.027

**14° 95 T. MACKENZIE [1'33.352]**

Lap	Seg1	Seg2	Seg3	Seg4	Lap Time	km/h	Local Time
1	30.922	15.451	26.790	21.746	280,5	11:17'36.099	
2	33.201	14.710	26.442	<b>21.494</b>	1'33.568	<b>291,1</b> 11:19'09.667	
3	30.839	15.903	27.147	22.424	1'38.675C	268,7 11:20'48.342	
4	31.973	14.751	26.603	21.608	1'33.801	286,5 11:22'22.143	
5	2'44.137	15.676	27.525	31.140	1'46.314P	274,1 11:24'08.457	
6	<b>30.576</b>	14.649	<b>26.393</b>	22.462	4'01.792P	236,3 11:28'10.249	
7	30.611	14.851	26.492	21.598	1'33.434	288,8 11:29'43.683	
					<b>1'33.352</b>	286,5 11:31'17.035	

**15° 67 A. SURRA [1'33.452]**

Lap	Seg1	Seg2	Seg3	Seg4	Lap Time	km/h	Local Time
1	<b>30.616</b>	15.720	27.113	21.770	266,7	11:17'23.506	
2	30.743	14.855	26.389	21.663	1'33.523	<b>292,7</b> 11:18'57.029	
3	36.540	<b>14.810</b>	<b>26.300</b>	21.599	<b>1'33.452</b>	290,3 11:20'30.481	
4	4'33.293	15.288	26.839	34.021	1'52.688P	286,5 11:22'23.169	
5	30.630	18.322	31.436	21.737	5'44.788P	210,9 11:28'07.957	
6	30.859	14.991	26.343	<b>21.560</b>	1'33.524	284,2 11:29'41.481	
		15.047	26.637	21.791	1'34.334	286,5 11:31'15.815	

**16° 31 G. GERLOFF [1'33.575]**

Lap	Seg1	Seg2	Seg3	Seg4	Lap Time	km/h	Local Time
1	30.997	15.552	29.837	22.228	286,5	11:17'28.257	
2	30.844	14.848	<b>26.469</b>	21.803	1'34.117	288,0 11:19'02.374	
3	34.039	<b>14.648</b>	26.690	21.698	1'33.880	289,5 11:20'36.254	
4	3'26.870	15.802	27.019	32.136	1'48.996P	264,1 11:22'25.250	
5	3'26.870	15.041	26.799	22.817	4'31.527P	282,0 11:26'56.777	
6	37.175	14.694	26.649	<b>21.487</b>	1'40.005	<b>292,7</b> 11:28'36.782	
		14.731	26.512	21.526	<b>1'33.575</b>	288,8 11:30'10.357	

**17° 47 A. BASSANI [1'33.756]**

Lap	Seg1	Seg2	Seg3	Seg4	Lap Time	km/h	Local Time
1	30.912	15.641	27.193	22.585	285,0	11:17'59.041	
2	32.447	14.812	26.506	21.729	1'33.959	<b>288,8</b> 11:19'33.000	
3	3'31.719	15.307	27.477	31.484	1'46.715CP	278,4 11:21'19.715	
4	<b>30.868</b>	15.097	26.785	21.892	4'35.493P	279,8 11:25'55.208	
5	30.972	<b>14.811</b>	<b>26.436</b>	<b>21.641</b>	<b>1'33.756</b>	281,3 11:27'28.964	
6	30.972	14.829	26.582	21.649	1'34.032	282,7 11:29'02.996	
	38.695	15.781	28.163	22.467	1'45.106	274,1 11:30'48.102	

**18° 65 J. REA [1'33.856]**

Lap	Seg1	Seg2	Seg3	Seg4	Lap Time	km/h	Local Time
1	30.950	15.403	26.987	21.918	282,0	11:17'36.717	
2	33.543	<b>14.770</b>	<b>26.495</b>	22.200	1'34.415	<b>287,2</b> 11:19'11.132	
3	<b>30.860</b>	15.097	27.221	22.617	1'38.478C	283,5 11:20'49.610	
4	3'11.394	15.023	26.547	31.915	1'44.345P	284,2 11:22'33.955	
5	3'11.394	16.444	28.186	28.987	4'25.011P	279,1 11:26'58.966	
6	31.032	15.825	30.595	21.709	1'39.161	276,9 11:28'38.127	
	30.873	14.857	26.550	<b>21.576</b>	<b>1'33.856</b>	284,2 11:30'11.983	

**19° 54 B. SOFUOGLU [1'34.013]**

Lap	Seg1	Seg2	Seg3	Seg4	Lap Time	km/h	Local Time
		15.757	27.627	22.293	283,5	11:17'24.939	

**20° 62 S. MANZI [1'34.213]**

Lap	Seg1	Seg2	Seg3	Seg4	Lap Time	km/h	Local Time
		17.707	32.940	22.417	226,9	11:17'26.305	
1	<b>30.978</b>	14.860	<b>26.685</b>	21.690	<b>1'34.213</b>	285,0 11:19'00.518	
2	31.200	<b>14.784</b>	26.750	21.847	1'34.581	<b>285,7</b> 11:20'35.099	
3	35.604	15.921	27.723	33.629	1'52.877P	254,7 11:22'27.976	
4	2'27.045	15.107	26.804	21.798	3'30.754P	279,1 11:25'58.730	
5	31.001	14.948	26.809	21.699	1'34.457	280,5 11:27'33.187	
6	31.006	14.919	26.815	<b>21.661</b>	1'34.401	282,7 11:29'07.588	
7	31.120	15.057	26.811	21.784	1'34.772	280,5 11:30'42.360	

**21° 13 M. RATO [1'34.360]**

Lap	Seg1	Seg2	Seg3	Seg4	Lap Time	km/h	Local Time
		15.822	27.579	22.242	279,8	11:17'25.055	
1	<b>31.081</b>	<b>15.000</b>	<b>26.517</b>	<b>21.762</b>	<b>1'34.360</b>	<b>286,5</b> 11:18'59.415	
2	31.314	15.129	29.820	33.128	1'49.391P	279,1 11:20'48.806	
3	4'07.486	15.171	27.026	22.076	5'11.759P	278,4 11:26'00.565	
4	31.233	19.950	29.900	22.297	1'43.380C	279,8 11:27'43.945	
5	31.376	15.283	27.043	22.050	1'35.752	274,8 11:29'19.697	
6	31.317	15.265	27.059	22.025	1'35.666	276,2 11:30'55.363	

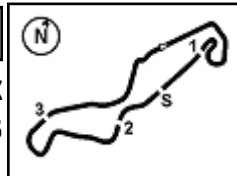
**22° 85 T. SMITS [1'34.969]**

Lap	Seg1	Seg2	Seg3	Seg4	Lap Time	km/h	Local Time
		16.277	27.831	22.631	265,4	11:17'20.094	
1	31.898	15.284	26.946	22.110	1'36.238	273,4 11:18'56.332	
2	31.723	<b>15.088</b>	26.935	22.099	1'35.845	<b>282,0</b> 11:20'32.177	
3	37.131	16.467	27.136	32.919	1'53.653P	235,3 11:22'25.830	
4	4'28.109	16.479	27.824	22.176	5'34.588P	254,7 11:28'00.418	
5	31.497	15.150	26.731	21.944	1'35.322	274,1 11:29'35.740	
6	<b>31.228</b>	15.116	<b>26.722</b>	<b>21.903</b>	<b>1'34.969</b>	275,5 11:31'10.709	

18/04/2026 P = Pits In/Out - C = Lap Time Cancelled

These data/results cannot be reproduced, stored and/or transmitted in whole or in part by any manner of electronic, mechanical, photocopying, recording, broadcasting or otherwise now known or herein after developed without the previous express consent by the copyright owner, except for reproduction in daily press and regular printed publications on sale to the public within 60 days of the event related to those data/results and always provided that copyright symbol appears together as follows below.

© DORNA WSBK ORGANIZATION Srl 2026



## Pirelli Dutch Round, 17-19 April 2026

### Best Laps & Speeds

No.	Rider	Nat	Best Lap		FP1		FP2		FP3		SP	
			LL	SPD	LL	SPD	LL	SPD	LL	SPD	LL	SPD
1	<b>11 N. BULEGA</b> Ducati Panigale V4R	ITA	<b>1'32.144</b> 54 295,9		1'33.952 20 292,7		1'33.687 19 <b>295,9</b>		1'33.322 9 291,9		<b>1'32.144</b> 6 290,3	
2	<b>14 S. LOWES</b> Ducati Panigale V4R	GBR	<b>1'32.473</b> 58 291,9		1'34.428 18 288,8		1'34.143 21 <b>291,9</b>		1'33.489 12 291,1		<b>1'32.473</b> 7 287,2	
3	<b>7 I. LECUONA</b> Ducati Panigale V4R	ESP	<b>1'32.567</b> 55 298,3		1'34.208 19 295,1		1'34.017 20 <b>298,3</b>		1'32.823 10 296,7		<b>1'32.567</b> 6 294,3	
4	<b>9 D. PETRUCCI</b> BMW M 1000 RR	ITA	<b>1'32.921</b> 51 296,7		1'34.737 14 294,3		1'34.092 20 <b>296,7</b>		1'33.567 11 291,1		<b>1'32.921</b> 6 291,1	
5	<b>97 X. VIERGE</b> Yamaha YZF R1	ESP	<b>1'32.946</b> 53 292,7		1'34.713 18 290,3		1'34.097 19 <b>292,7</b>		1'33.516 10 291,9		<b>1'32.946</b> 6 288,8	
6	<b>22 A. LOWES</b> bimota KB998 Rimini	GBR	<b>1'32.960</b> 56 291,9		1'34.817 18 287,2		1'34.189 22 291,1		1'33.082 10 <b>291,9</b>		<b>1'32.960</b> 6 288,8	
7	<b>19 A. BAUTISTA</b> Ducati Panigale V4R	ESP	<b>1'33.013</b> 57 299,2		1'34.738 19 290,3		1'34.250 20 <b>299,2</b>		1'33.177 11 296,7		<b>1'33.013</b> 7 290,3	
8	<b>55 A. LOCATELLI</b> Yamaha YZF R1	ITA	<b>1'33.079</b> 52 292,7		1'35.149 20 288,0		1'34.676 16 <b>292,7</b>		1'33.928 10 291,1		<b>1'33.079</b> 6 288,8	
9	<b>34 L. BALDASSARRI</b> Ducati Panigale V4R	ITA	<b>1'33.108</b> 57 297,5		1'34.527 22 291,9		1'33.963 21 <b>297,5</b>		1'34.219 7 288,0		<b>1'33.108</b> 7 288,0	
10	<b>87 R. GARDNER</b> Yamaha YZF R1	AUS	<b>1'33.229</b> 50 289,5		1'35.485 18 <b>289,5</b>		1'34.989 16 288,8		1'33.405 10 288,8		<b>1'33.229</b> 6 287,2	
11	<b>46 T. BRIDEWELL</b> Ducati Panigale V4R	GBR	<b>1'33.231</b> 47 295,1		1'35.464 18 292,7		1'34.721 15 <b>295,1</b>		1'34.093 8 292,7		<b>1'33.231</b> 6 291,9	
12	<b>5 Y. MONTELLA</b> Ducati Panigale V4R	ITA	<b>1'33.258</b> 55 293,5		1'34.820 19 <b>293,5</b>		1'34.430 21 <b>293,5</b>		1'33.568 11 292,7		<b>1'33.258</b> 4 291,1	
13	<b>88 M. OLIVEIRA</b> BMW M 1000 RR	POR	<b>1'33.260</b> 44 300,8		1'35.147 12 296,7		1'34.551 17 <b>300,8</b>		<b>1'33.260</b> 9 296,7		1'33.304 6 291,1	
14	<b>95 T. MACKENZIE</b> Ducati Panigale V4R	GBR	<b>1'33.352</b> 56 293,5		1'34.887 18 <b>293,5</b>		1'34.733 20 291,1		1'33.858 11 292,7		<b>1'33.352</b> 7 291,1	
15	<b>67 A. SURRA</b> Ducati Panigale V4R	ITA	<b>1'33.452</b> 53 293,5		1'35.748 18 292,7		1'34.472 19 <b>293,5</b>		1'34.088 10 291,1		<b>1'33.452</b> 6 292,7	
16	<b>31 G. GERLOFF</b> Kawasaki ZX-10RR	USA	<b>1'33.575</b> 53 292,7		1'35.301 18 291,1		1'35.098 19 <b>292,7</b>		1'33.810 10 289,5		<b>1'33.575</b> 6 <b>292,7</b>	
17	<b>47 A. BASSANI</b> bimota KB998 Rimini	ITA	<b>1'33.756</b> 56 288,8		1'35.016 17 285,7		1'34.620 24 288,0		1'33.985 9 287,2		<b>1'33.756</b> 6 <b>288,8</b>	
18	<b>65 J. REA</b> Honda CBR1000RR-R SP	GBR	<b>1'33.856</b> 50 290,3		1'35.592 17 285,7		1'35.124 17 288,0		1'34.106 10 <b>290,3</b>		<b>1'33.856</b> 6 287,2	
19	<b>54 B. SOFUOGLU</b> Yamaha YZF R1	TUR	<b>1'34.013</b> 51 289,5		1'35.455 22 288,8		1'35.481 18 285,7		1'34.506 10 <b>289,5</b>		<b>1'34.013</b> 1 285,7	
20	<b>62 S. MANZI</b> Yamaha YZF R1	ITA	<b>1'34.213</b> 57 288,8		1'36.129 20 288,0		1'35.251 20 288,0		1'34.271 10 <b>288,8</b>		<b>1'34.213</b> 7 285,7	
21	<b>85 T. SMITS</b> Yamaha YZF R1	NED	<b>1'34.226</b> 51 282,7		1'35.471 20 279,8		1'35.121 18 <b>282,7</b>		<b>1'34.226</b> 7 279,1		1'34.969 6 282,0	
22	<b>13 M. RATO</b> Yamaha YZF R1	ITA	<b>1'34.360</b> 53 287,2		1'36.519 18 282,0		1'36.149 19 286,5		1'34.964 10 <b>287,2</b>		<b>1'34.360</b> 6 286,5	
23	<b>35 S. CHANTRA</b> Honda CBR1000RR-R SP	THA	<b>1'35.253</b> 42 290,3		1'36.276 19 289,5		<b>1'35.253</b> 20 <b>290,3</b>		1'38.123 3 288,0			

18/04/2026

These data/results cannot be reproduced, stored and/or transmitted in whole or in part by any manner of electronic, mechanical, photocopying, recording, broadcasting or otherwise now known or herein after developed without the previous express consent by the copyright owner, except for reproduction in daily press and regular printed publications on sale to the public within 60 days of the event related to those data/results and always provided that copyright symbol appears together as follows below.

© DORNA WSBK ORGANIZATION Srl 2026

FICR PERUGIA TIMING

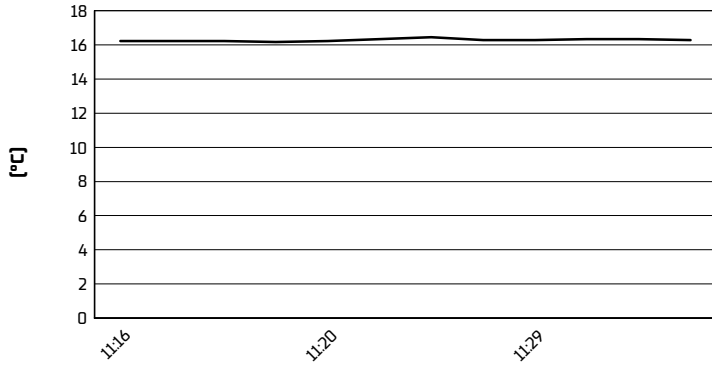


**Pirelli Dutch Round, 17-19 April 2026**

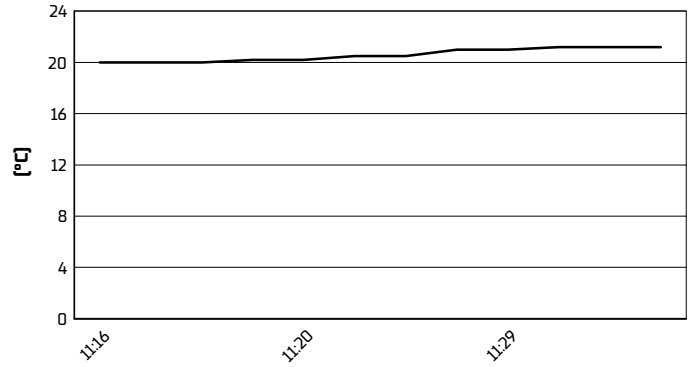
**Weather Report Tissot Superpole**

Session started 11:15 - Session ended 11:34


**Air Temperature**



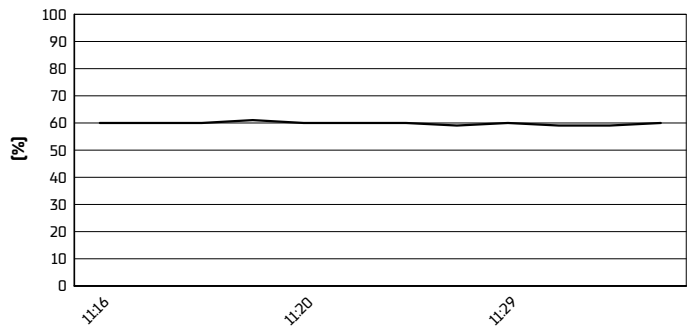
**Track Temperature**



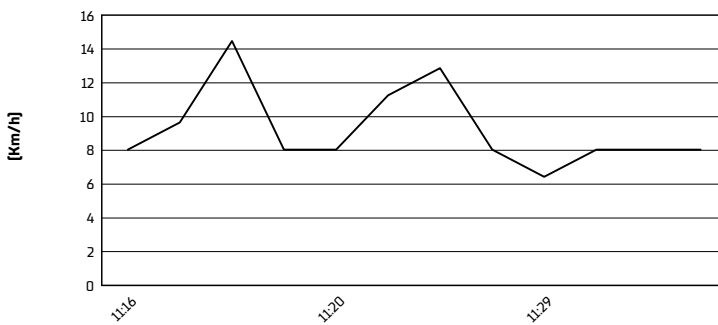
**Air Pressure**



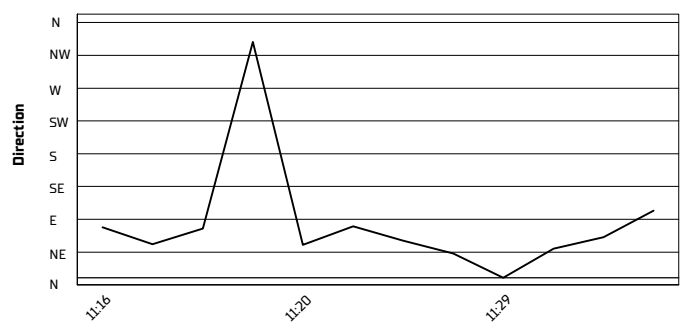
**Humidity**



**Wind Speed**



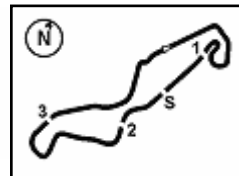
**Wind Direction**



18/04/2026

These data/results cannot be reproduced, stored and/or transmitted in whole or in part by any manner of electronic, mechanical, photocopying, recording, broadcasting or otherwise now known or herein after developed without the previous express consent by the copyright owner, except for reproduction in daily press and regular printed publications on sale to the public within 60 days of the event related to those data/results and always provided that copyright symbol appears together as follows below.

© DORNA WSBK ORGANIZATION Srl 2026



TT Circuit Assen 4.542 m

## Pirelli Dutch Round, 17-19 April 2026

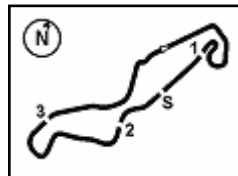
### Starting Grid - Race 1 (21 Laps x 4,542 km = 95,382 km)

1	11	<b>BULEGA N.</b> Ducati	1'32.144	2	14	<b>LOWES S.</b> Ducati	1'32.473	3	7	<b>LECUONA I.</b> Ducati	1'32.567
2	9	<b>PETRUCCI D.</b> BMW	1'32.921	5	97	<b>VIERGE X.</b> Yamaha	1'32.946	6	22	<b>LOWES A.</b> bimota	1'32.960
3	19	<b>BAUTISTA A.</b> Ducati	1'33.013	8	55	<b>LOCATELLI A.</b> Yamaha	1'33.079	9	34	<b>BALDASSARRI L.</b> Ducati	1'33.108
4	87	<b>GARDNER R.</b> Yamaha	1'33.229	11	46	<b>BRIDEWELL T.</b> Ducati	1'33.231	12	5	<b>MONTELLA Y.</b> Ducati	1'33.258
5	88	<b>OLIVEIRA M.</b> BMW	1'33.304	14	95	<b>MACKENZIE T.</b> Ducati	1'33.352	15	67	<b>SURRA A.</b> Ducati	1'33.452
6	31	<b>GERLOFF G.</b> Kawasaki	1'33.575	17	47	<b>BASSANI A.</b> bimota	1'33.756	18	65	<b>REA J.</b> Honda	1'33.856
7	54	<b>SOFUOGLU B.</b> Yamaha	1'34.013	20	62	<b>MANZI S.</b> Yamaha	1'34.213	21	13	<b>RATO M.</b> Yamaha	1'34.360
8	85	<b>SMITS T.</b> Yamaha	1'34.969								

N.35 [Chantra S.] will not take part in the race. Declared unfit for saturday race after FP3

18/04/2026 The Race Director: **Stefano Carloia**

These data/results cannot be reproduced, stored and/or transmitted in whole or in part by any manner of electronic, mechanical, photocopying, recording, broadcasting or otherwise now known or herein after developed without the previous express consent by the copyright owner, except for reproduction in daily press and regular printed publications on sale to the public within 60 days of the event related to those data/results and always provided that copyright symbol appears together as follows below. © DORNA WSBK ORGANIZATION Srl 2026



TT Circuit Assen 4.542 m

## Pirelli Dutch Round, 17-19 April 2026

### Tissot Superpole Winners

	2023	2024	2025	2026
<b>01 Phillip Island</b>	Razgatlioglu (Tur) Yam 1'29.400 (179,0 Km/h)	Bulega (Ita) Duc 1'27.916 (182,0 Km/h)	Bulega (Ita) Duc 1'28.824 (180,2 Km/h)	Bulega (Ita) Duc 1'28.244 (181,3 Km/h)
<b>02 Portimao</b>	Rea (Gbr) Kaw 1'39.620 (165,9 Km/h)	Razgatlioglu (Tur) Bmw 1'39.783 (165,7 Km/h)	Razgatlioglu (Tur) Bmw 1'39.081 (166,8 Km/h)	Bulega (Ita) Duc 1'38.495 (167,8 Km/h)
<b>03 Assen</b>	Bautista (Esp) Duc 1'33.542 (174,8 Km/h)	Rea (Gbr) Yam 1'42.650 (159,3 Km/h)	Lowes (Gbr) Duc 1'32.596 (176,6 Km/h)	Bulega (Ita) Duc 1'32.144 (177,5 Km/h)
<b>04 Balaton</b>			Razgatlioglu (Tur) Bmw 1'38.357 (149,2 Km/h)	
<b>05 Most</b>	Razgatlioglu (Tur) Yam 1'30.801 (167,0 Km/h)	Razgatlioglu (Tur) Bmw 1'30.064 (168,4 Km/h)	Razgatlioglu (Tur) Bmw 1'30.397 (167,7 Km/h)	
<b>06 Aragon</b>	Rea (Gbr) Kaw 1'47.973 (169,3 Km/h)	Bulega (Ita) Duc 1'47.840 (169,5 Km/h)	Bulega (Ita) Duc 1'47.332 (170,3 Km/h)	
<b>07 Misano</b>	Bautista (Esp) Duc 1'33.017 (157,1 Km/h)	Razgatlioglu (Tur) Bmw 1'32.320 (158,3 Km/h)	Bulega (Ita) Duc 1'31.618 (159,5 Km/h)	
<b>08 Donington</b>	Rea (Gbr) Kaw 1'26.041 (131,8 Km/h)	Razgatlioglu (Tur) Bmw 1'24.629 (134,0 Km/h)	Razgatlioglu (Tur) Bmw 1'24.827 (133,6 Km/h)	
<b>09 Magny-Cours</b>	Gerloff (Usa) Bmw 1'35.453 (159,3 Km/h)	Lowes (Gbr) Kaw 1'51.946 (135,9 Km/h)	Razgatlioglu (Tur) Bmw 1'34.930 (160,2 Km/h)	
<b>10 Cremona</b>		Bulega (Ita) Duc 1'27.953 (154,2 Km/h)	Bulega (Ita) Duc 1'27.866 (154,4 Km/h)	
<b>11 Estoril</b>		Razgatlioglu (Tur) Bmw 1'52.430 (133,9 Km/h)	Razgatlioglu (Tur) Bmw 1'34.203 (159,8 Km/h)	
<b>12 Jerez</b>	Bautista (Esp) Duc 1'38.635 (161,4 Km/h)	Bulega (Ita) Duc 1'37.596 (163,2 Km/h)	Bulega (Ita) Duc 1'36.629 (164,8 Km/h)	

### 2026

**3 N. Bulega**

### ALL TIMES

<b>51</b> T. Sykes	<b>7</b> N. Haga	<b>2</b> B. Bostrom	<b>1</b> P. Goddard
<b>44</b> J. Rea	<b>7</b> R. Laconi	<b>2</b> M. Campbell	<b>1</b> T. Hill
<b>43</b> T. Corser	<b>6</b> C. Crutchlow	<b>2</b> A. Gobert	<b>1</b> S. Hislop
<b>26</b> T. Bayliss	<b>6</b> J. Kocinski	<b>2</b> A. Lowes	<b>1</b> J. Hopkins
<b>24</b> T. Razgatlioglu	<b>5</b> M. Biaggi	<b>2</b> M. Lucchinelli	<b>1</b> I. Jaitovich
<b>21</b> C. Fogarty	<b>5</b> D. Giugliano	<b>2</b> B. Monti	<b>1</b> T. Kipp
<b>17</b> D. Polen	<b>4</b> S. Guintoli	<b>2</b> Y. Nagai	<b>1</b> L. Lanzi
<b>16</b> N. Hodgson	<b>4</b> E. Laverty	<b>2</b> M. Neukirchner	<b>1</b> I. Lecuona
<b>15</b> C. Edwards	<b>4</b> M. Melandri	<b>2</b> S. Redding	<b>1</b> S. Lowes
<b>12</b> <b>N. Bulega</b>	<b>4</b> F. Merkel	<b>2</b> D. Tardozzi	<b>1</b> M. Mladin
<b>11</b> B. Spies	<b>4</b> J. Toseland	<b>2</b> A. Yanagawa	<b>1</b> F. Nieto
<b>10</b> A. Bautista	<b>3</b> L. Haslam	<b>1</b> A. Badovini	<b>1</b> J. Reynolds
<b>10</b> C. Checa	<b>3</b> Y. Kagayama	<b>1</b> R. Burnett	<b>1</b> M. Tamada
<b>10</b> P. Chilli	<b>3</b> S. Martin	<b>1</b> D. Chandler	<b>1</b> M. van der Mark
<b>9</b> R. Roche	<b>3</b> S. Mertens	<b>1</b> S. Crafar	<b>1</b> A. Vieira
<b>8</b> G. Falappa	<b>3</b> R. Phillis	<b>1</b> M. Doohan	<b>1</b> R. Xaus
<b>8</b> S. Russell	<b>3</b> J. Smrz	<b>1</b> M. Dowson	
<b>8</b> A. Slight	<b>3</b> C. Vermeulen	<b>1</b> M. Fabrizio	
<b>7</b> C. Davies	<b>2</b> L. Baz	<b>1</b> G. Gerloff	

18/04/2026

These data/results cannot be reproduced, stored and/or transmitted in whole or in part by any manner of electronic, mechanical, photocopying, recording, broadcasting or otherwise now known or herein after developed without the previous express consent by the copyright owner, except for reproduction in daily press and regular printed publications on sale to the public within 60 days of the event related to those data/results and always provided that copyright symbol appears together as follows below.

© DORNA WSBK ORGANIZATION Srl 2026

FICR PERUGIA TIMING



**Pirelli Dutch Round, 17-19 April 2026**  
**Tissot Superpole Award**

	Points	Points From First	Points From Previous	February 22 PHILLIP ISLAND	March 29 PORTIMAO	April 19 ASSEN	May 3 BALATON	May 17 MOST	May 31 ARAGON	June 14 MISANO	July 12 DONINGTON	September 6 MAGNY-COURS	September 27 CREMONA	October 11 ESTORIL	October 18 JEREZ				
1 <b>BULEGA</b> Nicolo (ITA)	<b>60</b>			12 12	12 12	12													
2 <b>LOWES</b> Sam (GBR)	<b>31</b>	29		7 5	5 5	9													
3 <b>LECUONA</b> Iker (ESP)	<b>26</b>	34	5	1	9 9	7													
4 <b>MONTELLA</b> Yari (ITA)	<b>26</b>	34	0	9 6	7 4														
5 <b>LOWES</b> Alex (GBR)	<b>26</b>	34	0	6 7	3 6	4													
6 <b>BASSANI</b> Axel (ITA)	<b>16</b>	44	10	5 9	2														
7 <b>OLIVEIRA</b> Miguel (POR)	<b>13</b>	47	3		6 7														
8 <b>VIERGE</b> Xavi (ESP)	<b>13</b>	47	0	1	4 3	5													
9 <b>PETRUCCI</b> Danilo (ITA)	<b>11</b>	49	2	4	1	6													
10 <b>BALDASSARRI</b> Lorenzo (ITA)	<b>8</b>	52	3	3 2	2	1													
11 <b>BAUTISTA</b> Alvaro (ESP)	<b>7</b>	53	1	3	1	3													
12 <b>GERLOFF</b> Garrett (USA)	<b>6</b>	54	1	2 4															
13 <b>LOCATELLI</b> Andrea (ITA)	<b>2</b>	58	4			2													

18/04/2026 Odd points columns: Tissot Superpole Even points columns: Tissot Superpole Race

These data/results cannot be reproduced, stored and/or transmitted in whole or in part by any manner of electronic, mechanical, photocopying, recording, broadcasting or otherwise now known or herein after developed without the previous express consent by the copyright owner, except for reproduction in daily press and regular printed publications on sale to the public within 60 days of the event related to those data/results and always provided that copyright symbol appears together as follows below.

© DORNA WSBK ORGANIZATION Srl 2026