

TT Circuit Assen 4.542 m

**Pirelli Dutch Round, 17-19 April 2026**  
**Chronological Analysis Race 1**

Start at 13:00'39.369

1 / 4

1° <b>6 J. BUIS [1'42.826]</b>							
Lap	Seg1	Seg2	Seg3	Seg4	Lap Time	km/h	Local Time
1		17.068	28.734	<b>23.744</b>	1'47.933	219,1	13:02'27.302
2	33.777	17.258	28.507	24.180	1'43.722C	210,5	13:04'11.024
3	33.695	17.166	28.599	23.821	1'43.281	220,0	13:05'54.305
4	33.455	17.155	28.704	23.874	1'43.188	212,6	13:07'37.493
5	33.593	17.270	28.588	24.386	1'43.837	210,5	13:09'21.330
6	33.674	17.193	28.544	23.843	1'43.254	212,6	13:11'04.584
7	33.480	17.155	28.570	23.935	1'43.140	212,6	13:12'47.724
8	33.637	17.105	28.544	23.859	1'43.145C	213,9	13:14'30.869
9	<b>33.436</b>	17.093	28.515	23.957	1'43.001	214,7	13:16'13.870
10	33.498	17.125	28.448	23.755	<b>1'42.826</b>	221,3	13:17'56.696
11	33.999	17.483	<b>28.427</b>	24.031	1'43.940	213,0	13:19'40.636
12	33.777	<b>16.897</b>	28.514	23.860	1'43.048	<b>225,9</b>	13:21'23.684
Race Time 20'44.315							

2° <b>34 X. ARTIGAS [1'42.800]</b>							
Lap	Seg1	Seg2	Seg3	Seg4	Lap Time	km/h	Local Time
1		17.437	28.957	24.007	1'48.404	210,1	13:02'27.773
2	33.760	17.193	28.618	24.489	1'44.060C	216,9	13:04'11.833
3	33.481	17.079	28.609	24.169	1'43.338	219,1	13:05'55.171
4	33.536	17.070	28.781	24.015	1'43.402	223,1	13:07'38.573
5	33.674	17.070	28.562	24.063	1'43.369	220,0	13:09'21.942
6	33.635	17.143	28.523	24.013	1'43.314	220,4	13:11'05.256
7	33.850	16.960	28.469	<b>23.698</b>	1'42.977	<b>223,6</b>	13:12'48.233
8	33.772	17.009	28.626	23.709	1'43.116	221,8	13:14'31.349
9	33.477	<b>16.927</b>	28.503	23.893	<b>1'42.800</b>	218,2	13:16'14.149
10	<b>33.409</b>	17.059	28.557	23.856	1'42.881	220,4	13:17'57.030
11	33.864	17.195	<b>28.445</b>	23.861	1'43.365	223,1	13:19'40.395
12			28.585	23.754	1'43.354	212,6	13:21'23.749
Race Time 20'44.380							

3° <b>38 D. SALVADOR [1'42.836]</b>							
Lap	Seg1	Seg2	Seg3	Seg4	Lap Time	km/h	Local Time
1		17.085	28.920	24.150	1'48.677	216,4	13:02'28.046
2	33.636	17.046	28.436	23.986	1'43.104C	220,0	13:04'11.150
3	33.745	17.149	28.596	23.997	1'43.487	217,7	13:05'54.637
4	33.627	17.107	28.615	24.134	1'43.483	217,3	13:07'38.120
5	33.837	16.933	28.484	24.009	1'43.263	217,7	13:09'21.383
6	33.546	17.389	28.523	24.042	1'43.500	214,3	13:11'04.883
7	33.566	17.226	28.534	23.885	1'43.211	214,3	13:12'48.094
8	<b>33.471</b>	17.190	28.485	24.028	1'43.174	216,4	13:14'31.268
9	33.746	<b>16.916</b>	<b>28.415</b>	23.759	<b>1'42.836</b>	220,0	13:16'14.104
10	33.615	16.984	28.552	<b>23.688</b>	1'42.839	<b>220,4</b>	13:17'56.943
11	33.697	17.621	28.473	24.034	1'43.825	216,4	13:19'40.768
12	33.836	16.977	28.597	23.979	1'43.389	217,7	13:21'24.157
Race Time 20'44.788							

4° <b>91 M. VANNUCCI [1'42.761]</b>							
Lap	Seg1	Seg2	Seg3	Seg4	Lap Time	km/h	Local Time
1		16.924	28.759	24.618	1'49.681	221,8	13:02'29.050
2	33.624	17.005	28.521	23.941	1'43.091C	216,9	13:04'12.141
3	33.740	16.923	28.364	23.890	1'42.917	217,7	13:05'55.058
4	33.540	16.960	28.586	24.187	1'43.273	221,3	13:07'38.331
5	33.503	17.049	28.766	24.223	1'43.541	216,9	13:09'21.872
6	<b>33.498</b>	17.190	28.527	24.112	1'43.327	213,9	13:11'05.199
7	33.764	<b>16.863</b>	28.475	23.875	1'42.977	217,7	13:12'48.176
8	33.678	17.017	28.808	23.852	1'43.355	221,3	13:14'31.531
9	33.661	16.988	<b>28.295</b>	<b>23.817</b>	<b>1'42.761</b>	221,8	13:16'14.292
10	33.663	16.873	28.495	23.881	1'42.912	219,5	13:17'57.204
11	33.814	16.917	28.483	24.115	1'43.329	<b>225,0</b>	13:19'40.533
12	33.782	17.201	28.546	24.143	1'43.672	219,1	13:21'24.205
Race Time 20'44.836							

5° <b>65 F. FLEERACKERS [1'42.575]</b>							
Lap	Seg1	Seg2	Seg3	Seg4	Lap Time	km/h	Local Time
1		17.138	28.816	24.155	1'48.228	215,6	13:02'27.597

2	33.645	17.327	28.376	23.912	1'43.260C	215,6	13:04'10.857
3	33.626	17.280	28.628	24.013	1'43.547	215,6	13:05'54.404
4	33.588	17.172	28.818	23.865	1'43.443	219,1	13:07'37.847
5	33.525	17.187	28.538	23.974	1'43.224	217,3	13:09'21.071
6	33.594	17.309	28.651	24.304	1'43.858	214,7	13:11'04.929
7	33.671	<b>16.960</b>	28.541	23.753	1'42.925	217,7	13:12'47.854
8	33.813	17.019	28.625	23.730	1'43.187	216,4	13:14'31.041
9	33.550	16.970	<b>28.454</b>	<b>23.601</b>	<b>1'42.575</b>	<b>221,3</b>	13:16'13.616
10	<b>33.514</b>	17.219	28.508	23.879	1'43.120	216,4	13:17'56.736
11	33.576	17.214	28.659	24.023	1'43.472	216,9	13:19'40.208
12	33.622	17.303	28.613	24.464	1'44.002	213,0	13:21'24.210
Race Time 20'44.841							

6° <b>18 B. IERACI [1'42.942]</b>							
Lap	Seg1	Seg2	Seg3	Seg4	Lap Time	km/h	Local Time
1		17.237	28.627	23.942	1'49.075	216,0	13:02'28.444
2	<b>33.551</b>	17.136	28.336	24.087	1'43.110C	215,6	13:04'11.554
3	33.569	17.055	28.550	24.045	1'43.219	217,7	13:05'54.773
4	33.662	17.125	28.702	23.823	1'43.312	<b>220,0</b>	13:07'38.085
5	33.555	17.150	28.681	24.125	1'43.511	214,7	13:09'21.596
6	33.698	17.190	28.523	24.101	1'43.512	217,3	13:11'05.108
7	33.774	17.319	28.497	23.813	1'43.403	216,0	13:12'48.511
8	33.770	17.128	28.446	<b>23.782</b>	1'43.126	218,2	13:14'31.637
9	33.825	<b>17.010</b>	<b>28.346</b>	23.833	1'43.014	217,7	13:16'14.651
10	33.555	17.073	28.465	23.849	<b>1'42.942</b>	218,2	13:17'57.593
11	33.636	17.165	28.560	24.183	1'43.544	219,5	13:19'41.137
12	33.683	17.084	28.424	24.073	1'43.264	216,9	13:21'24.401
Race Time 20'45.032							

7° <b>23 E. BARTOLINI [1'42.955]</b>							
Lap	Seg1	Seg2	Seg3	Seg4	Lap Time	km/h	Local Time
1		17.263	28.598	24.189	1'49.825	213,9	13:02'29.194
2	33.675	17.062	28.458	23.800	1'42.995C	218,2	13:04'12.189
3	33.970	17.125	<b>28.409</b>	<b>23.785</b>	1'43.289	<b>221,8</b>	13:05'55.478
4	33.626	17.068	28.509	24.115	1'43.318	216,4	13:07'38.796
5	33.658	17.055	28.534	23.991	1'43.238	216,0	13:09'22.034
6	33.854	17.050	28.650	23.862	1'43.416	216,9	13:11'05.450
7	34.135	17.012	28.552	23.867	1'43.566	219,5	13:12'49.016
8	33.724	<b>16.954</b>	28.439	23.838	<b>1'42.955</b>	219,5	13:14'31.971
9	33.641	17.009	28.523	23.945	1'43.118	219,5	13:16'15.089
10	<b>33.508</b>	17.008	28.471	23.997	1'42.984	216,4	13:17'58.073
11	33.594	17.038	28.509	24.049	1'43.190	217,7	13:19'41.263
12	33.782	16.980	28.417	24.114	1'43.293	218,6	13:21'24.556
Race Time 20'45.187							

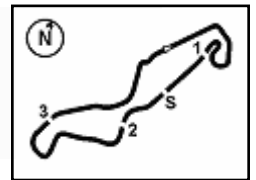
8° <b>68 K. BEEKMANS [1'42.970]</b>							
Lap	Seg1	Seg2	Seg3	Seg4	Lap Time	km/h	Local Time
1		17.160	28.695	24.163	1'48.967	216,9	13:02'28.336
2	33.872	17.203	28.380	24.131	1'43.586C	216,0	13:04'11.922
3	34.113	<b>16.949</b>	28.374	24.101	1'43.537	217,7	13:05'55.459
4	33.868	17.057	28.474	24.264	1'43.663	216,9	13:07'39.122
5	<b>33.644</b>	17.112	28.489	23.935	1'43.180	213,9	13:09'22.302
6	33.813	17.088	28.602	23.984	1'43.487	216,0	13:11'05.789
7	33.943	16.980	28.701	23.860	1'43.484	218,2	13:12'49.273
8	33.763	17.009	28.495	<b>23.752</b>	1'43.019	218,2	13:14'32.292
9	33.764	17.206	<b>28.345</b>	23.809	1'43.124	<b>220,0</b>	13:16'15.416
10	33.663	16.991	28.493	23.823	<b>1'42.970</b>	218,6	13:17'58.386
11	33.705	17.023	28.509	23.945	1'43.182	216,4	13:19'41.568
12	33.757	17.045	28.470	23.997	1'43.269	215,1	13:21'24.837
Race Time 20'45.468							

9° <b>7 B. FERNANDEZ [1'43.464]</b>							
Lap	Seg1	Seg2	Seg3	Seg4	Lap Time	km/h	Local Time
1		17.160	28.586	24.319	1'50.207	222,2	13:02'29.576
2	33.994	17.159	28.651	24.151	1'43.955C	222,7	13:04'13.531
3	33.777	17.200	28.560	24.368	1'43.905	222,2	13:05'57.436
4	33.761	17.264	28.818	24.256	1'44.099	<b>224,5</b>	13:07'41.535

18/04/2026 P = Pits In/Out - C = Lap Time Cancelled

These data/results cannot be reproduced, stored and/or transmitted in whole or in part by any manner of electronic, mechanical, photocopying, recording, broadcasting or otherwise now known or herein after developed without the previous express consent by the copyright owner, except for reproduction in daily press and regular printed publications on sale to the public within 60 days of the event related to those data/results and always provided that copyright symbol appears together as follows below.

© DORNA WSBK ORGANIZATION Srl 2026



**Pirelli Dutch Round, 17-19 April 2026**  
**Chronological Analysis Race 1**

TT Circuit Assen 4.542 m

Start at 13:00'39.369

2 / 4

5	33.498	17.301	28.764	24.141	1'43.704	218,6	13:09'25.239	8	33.586	16.989	28.481	23.901	1'42.957	220,4	13:14'31.891
6	<b>33.457</b>	17.348	<b>28.518</b>	24.141	<b>1'43.464</b>	217,3	13:11'08.703	9	33.906	<b>16.915</b>	28.599	23.863	1'43.283	221,3	13:16'15.174
7	33.624	17.343	28.589	24.304	1'43.860	218,2	13:12'52.563	10	33.593	16.948	<b>28.464</b>	<b>23.701</b>	<b>1'42.706</b>	221,8	13:17'57.880
8	33.691	17.324	28.525	<b>24.118</b>	1'43.658	221,8	13:14'36.221	11	<b>33.511</b>	17.103	28.518	24.157	1'43.289	223,1	13:19'41.169
9	33.988	<b>17.123</b>	28.826	24.123	1'44.060	222,7	13:16'20.281	12	33.741			24.200	1'52.998	222,7	13:21'34.167
10	33.753	17.410	28.729	24.268	1'44.160	213,4	13:18'04.441								
11	33.863	17.144	28.617	24.273	1'43.897	216,9	13:19'48.338								
12	33.905	17.776	29.334	24.199	1'45.214	211,8	13:21'33.552								

Race Time 20'54.798

10° 47 A. TORRES [1'43.287]							
Lap	Seg1	Seg2	Seg3	Seg4	Lap Time	km/h	Local Time
1		17.314	29.116	24.470	1'49.939	218,2	13:02'29.308
2	34.592	17.117	28.485	24.206	1'44.400C	220,0	13:04'13.708
3	33.864	17.270	<b>28.490</b>	<b>23.940</b>	1'43.564	216,4	13:05'57.272
4	34.026	17.273	28.845	24.305	1'44.449	<b>225,5</b>	13:07'41.721
5	34.122	17.123	28.593	24.196	1'44.034	213,0	13:09'25.755
6	33.639	17.156	28.536	23.956	<b>1'43.287</b>	216,0	13:11'09.042
7	33.694	<b>17.077</b>	28.604	24.043	1'43.418	219,1	13:12'52.460
8	<b>33.620</b>	17.277	28.628	24.475	1'44.000	220,0	13:14'36.460
9	33.847	17.324	28.739	24.070	1'43.980	217,3	13:16'20.440
10	33.753	17.150	28.757	24.170	1'43.830	218,2	13:18'04.270
11	33.774	17.259	28.667	24.278	1'43.978	213,9	13:19'48.248
12	34.328	17.770	29.123	24.273	1'45.494	218,6	13:21'33.742

Race Time 20'54.373

11° 43 M. GAGGI [1'43.256]							
Lap	Seg1	Seg2	Seg3	Seg4	Lap Time	km/h	Local Time
1		17.223	28.674	24.322	1'50.427	<b>221,8</b>	13:02'29.796
2	34.025	17.427	28.415	24.232	1'44.099C	219,5	13:04'13.895
3	33.646	17.426	<b>28.439</b>	24.075	1'43.586	217,7	13:05'57.481
4	33.573	17.293	28.853	24.081	1'43.800	<b>221,8</b>	13:07'41.281
5	<b>33.472</b>	17.546	28.726	<b>23.972</b>	1'43.716	210,1	13:09'24.997
6	33.473	17.454	28.558	24.077	1'43.562	209,7	13:11'08.559
7	33.594	17.366	28.660	24.053	1'43.673	210,5	13:12'52.232
8	33.626	17.733	28.609	24.093	1'44.061	210,9	13:14'36.293
9	33.717	17.615	28.826	24.322	1'44.480	212,2	13:16'20.773
10	33.675	17.390	28.744	24.555	1'44.364	216,0	13:18'05.137
11	33.533	<b>17.117</b>	28.507	24.099	<b>1'43.256</b>	215,1	13:19'48.393
12	33.981	17.825	29.057	24.657	1'45.520	212,2	13:21'33.913

Race Time 20'54.544

12° 77 J. OSUNA [1'43.682]							
Lap	Seg1	Seg2	Seg3	Seg4	Lap Time	km/h	Local Time
1		17.616	29.483	24.298	1'52.420	<b>221,8</b>	13:02'31.789
2	33.666	17.392	28.496	24.305	1'43.859C	211,4	13:04'15.648
3	33.681	17.326	<b>28.539</b>	24.186	1'43.732	211,8	13:05'59.380
4	33.637	17.240	28.610	24.222	1'43.709	212,2	13:07'43.089
5	33.711	17.257	28.619	24.185	1'43.772	211,8	13:09'26.861
6	33.708	17.392	28.656	24.260	1'44.016	213,9	13:11'10.877
7	33.775	17.426	28.657	24.236	1'44.094	211,4	13:12'54.971
8	<b>33.624</b>	17.287	28.636	24.137	1'43.684	211,8	13:14'38.655
9	33.683	17.259	28.651	<b>24.093</b>	1'43.686	213,4	13:16'22.341
10	33.676	17.252	28.625	24.129	<b>1'43.682</b>	213,9	13:18'06.023
11	33.709	<b>17.237</b>	28.693	24.171	1'43.810	213,0	13:19'49.833
12	33.745	17.388	28.891	24.195	1'44.219	212,6	13:21'34.052

Race Time 20'54.683

13° 50 C. THOMPSON [1'42.706]							
Lap	Seg1	Seg2	Seg3	Seg4	Lap Time	km/h	Local Time
1		17.128	28.752	24.074	1'49.406	<b>225,9</b>	13:02'28.775
2	33.556	17.146	28.485	24.091	1'43.278C	222,2	13:04'12.053
3	33.537	16.973	28.534	24.184	1'43.228	219,5	13:05'55.281
4	33.560	16.940	28.621	24.052	1'43.173	222,2	13:07'38.454
5	33.641	16.999	28.626	24.061	1'43.327	216,4	13:09'21.781
6	33.918	17.124	28.821	23.951	1'43.814	219,5	13:11'05.595
7	33.801	17.040	28.516	23.982	1'43.339	218,2	13:12'48.934

14° 26 M. GENNAI [1'44.143]								
Lap	Seg1	Seg2	Seg3	Seg4	Lap Time	km/h	Local Time	
1			17.447	31.511	24.342	1'55.281C	<b>215,1</b>	13:02'34.650
2	34.141	17.530	28.863	24.444	1'44.978C	211,8	13:04'19.628	
3	34.063	17.319	28.766	24.293	1'44.441	211,8	13:06'04.069	
4	34.092	17.424	28.691	24.299	1'44.506	210,1	13:07'48.575	
5	<b>33.980</b>	17.415	<b>28.547</b>	24.201	<b>1'44.143</b>	208,5	13:09'32.718	
6	34.000	17.474	28.623	24.238	1'44.335	208,9	13:11'17.053	
7	34.068	17.533	28.886	24.389	1'44.876	211,8	13:13'01.929	
8	34.079	17.498	28.599	24.610	1'44.786C	209,7	13:14'46.715	
9	34.443	<b>17.278</b>	28.678	24.351	1'44.750	<b>215,1</b>	13:16'31.465	
10	34.196	17.598	28.847	<b>24.184</b>	1'44.825	206,9	13:18'16.290	
11	34.366	17.945	28.762	24.616	1'45.689	199,3	13:20'01.979	
12	34.345	17.430	28.859	24.351	1'44.985	210,9	13:21'46.964	

Race Time 21'07.595

15° 33 G. SANCHEZ [1'44.474]								
Lap	Seg1	Seg2	Seg3	Seg4	Lap Time	km/h	Local Time	
1			17.721	30.056	24.508	1'53.492C	<b>225,0</b>	13:02'32.861
2	34.142	17.471	28.737	24.381	1'44.731C	218,2	13:04'17.592	
3	33.894	17.490	28.845	24.558	1'44.787	211,4	13:06'02.379	
4	34.009	17.421	28.774	24.279	1'44.483	217,7	13:07'46.862	
5	34.335	17.570	28.765	24.553	1'45.223	213,0	13:09'32.085	
6	<b>33.780</b>	17.570	28.843	24.281	<b>1'44.474</b>	214,7	13:11'16.559	
7	34.000	17.872	29.244	24.447	1'45.563	212,6	13:13'02.122	
8	34.106	17.604	28.690	24.314	1'44.714	218,2	13:14'46.836	
9	34.137	17.586	28.645	24.767	1'45.135	214,7	13:16'31.971	
10	34.501	<b>17.254</b>	<b>28.644</b>	24.757	1'45.156	220,0	13:18'17.127	
11	34.419	17.459	28.843	24.266	1'44.987	217,7	13:20'02.114	
12	34.382	17.439	28.935	<b>24.219</b>	1'44.975	216,9	13:21'47.089	

Race Time 21'07.720

16° 41 I. PERISTERAS [1'43.854]								
Lap	Seg1	Seg2	Seg3	Seg4	Lap Time	km/h	Local Time	
1			17.596	31.875	24.338	1'56.305C	<b>222,2</b>	13:02'35.674
2	34.395	17.249	28.848	24.177	1'44.669C	218,2	13:04'20.343	
3	34.984	17.612	28.807	24.290	1'45.693	213,4	13:06'06.036	
4	<b>33.799</b>	17.322	28.794	24.093	1'44.008	216,4	13:07'50.044	
5	33.907	<b>17.216</b>	28.653	<b>24.078</b>	<b>1'43.854</b>	216,4	13:09'33.898	
6	33.814	17.372	28.716	24.454	1'44.356	217,7	13:11'18.254	
7	33.941	17.399	28.829	24.355	1'44.524	215,1	13:13'02.778	
8	33.863	17.333	28.715	24.405	1'44.316	219,1	13:14'47.094	
9	34.416	17.324	28.763	24.191	1'44.694	220,4	13:16'31.788	
10	34.456	17.309	28.663	24.805	1'45.233	217,7	13:18'17.021	
11	34.064	17.614	29.086	24.526	1'45.290	216,4	13:20'02.311	
12	34.397	17.394	<b>28.588</b>	24.486	1'44.865	220,4	13:21'47.176	

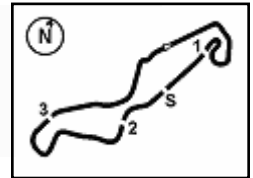
Race Time 21'07.807

17° 69 A. DI PERSIO [1'44.521]								
Lap	Seg1	Seg2	Seg3	Seg4	Lap Time	km/h	Local Time	
1			17.443	30.606	24.454	1'53.366C	<b>225,5</b>	13:02'32.735
2	34.052	17.894	28.711	24.460	1'45.117C	211,8	13:04'17.852	
3	34.009	17.651	28.903	<b>24.210</b>	1'44.773	210,5	13:06'02.625	
4	34.021	17.491	28.648	24.361	<b>1'44.521</b>	219,1	13:07'47.146	
5	34.300	17.513	28.769	24.495	1'45.077	217,3	13:09'32.223	
6	<b>33.925</b>	17.510	28.701	24.434	1'44.570	216,4	13:11'16.793	
7	33.971	17.497	28.906	24.639	1'45.013	219,5	13:13'01.806	
8	34.316	17.527	28.763	24.604	1'45.210	217,3	13:14'47.016	
9	34.322	<b>17.343</b>	<b>28.635</b>	24.281	1'44.581	220,9	13:16'31.597	
10	34.407	17.373	28.803	24.405	1'44.988	216,0	13:18'16.585	

18/04/2026 P = Pits In/Out - C = Lap Time Cancelled

These data/results cannot be reproduced, stored and/or transmitted in whole or in part by any manner of electronic, mechanical, photocopying, recording, broadcasting or otherwise now known or herein after developed without the previous express consent by the copyright owner, except for reproduction in daily press and regular printed publications on sale to the public within 60 days of the event related to those data/results and always provided that copyright symbol appears together as follows below.

© DORNA WSBK ORGANIZATION Srl 2026



**Pirelli Dutch Round, 17-19 April 2026**  
**Chronological Analysis Race 1**

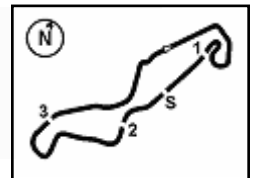
Start at 13:00'39.369

18° 98 T. BENETTI [1'43.941]								22° 93 A. AGASHA [1'44.520]							
Lap	Seg1	Seg2	Seg3	Seg4	Lap Time	km/h	Local Time	Lap	Seg1	Seg2	Seg3	Seg4	Lap Time	km/h	Local Time
1		17.569	30.713	24.343	1'54.704C	215,1	13:02'34.073	1		17.924	31.463	24.592	1'56.042C	217,3	13:02'35.411
2	33.982	17.332	28.743	24.223	1'44.280C	216,0	13:04'18.353	2	34.513	17.582	28.888	24.205	1'45.188C	217,7	13:04'20.599
3	33.736	17.265	28.662	24.278	1'43.941	213,4	13:06'02.294	3	34.696	17.778	28.892	24.172	1'45.538	212,2	13:06'06.137
4	33.839	17.534	28.840	24.452	1'44.665	213,0	13:07'46.959	4	34.136	17.367	28.789	24.228	1'44.520	218,6	13:07'50.657
5	34.020	17.544	28.870	24.432	1'44.866	209,3	13:09'31.825	5	34.395	17.600	29.011	24.327	1'45.333	214,3	13:09'35.990
6	33.854	17.590	28.925	24.777	1'45.146	210,1	13:11'16.971	6	34.230	17.703	29.161	24.329	1'45.423	215,1	13:11'21.413
7	33.933	17.558	28.876	24.372	1'44.739	214,3	13:13'01.710	7	34.450	17.787	29.079	24.667	1'45.983	216,0	13:13'07.396
8	33.889	17.470	28.928	24.718	1'45.005	211,4	13:14'46.715	8	34.211	17.458	28.969	24.248	1'44.886	218,6	13:14'52.282
9	33.958	17.515	28.803	24.409	1'44.685	211,4	13:16'31.400	9	34.351	17.584	28.887	24.101	1'44.923	220,4	13:16'37.205
10	34.350	17.359	28.889	25.046	1'45.644	213,0	13:18'17.044	10	34.094	17.506	29.043	24.437	1'45.080	218,2	13:18'22.285
11	34.157	17.632	28.652	24.353	1'44.794	216,4	13:20'01.838	11	34.245	17.398	28.927	24.463	1'45.033	217,7	13:20'07.318
12	34.333	17.428	28.915	24.911	1'45.587	210,9	13:21'47.425	12	34.173	17.655	29.010	24.528	1'45.366	212,2	13:21'52.684
Race Time 21'08.005								Race Time 21'13.315							
19° 66 P. TONN [1'44.301]								23° 92 G. CAZARD [1'44.741]							
Lap	Seg1	Seg2	Seg3	Seg4	Lap Time	km/h	Local Time	Lap	Seg1	Seg2	Seg3	Seg4	Lap Time	km/h	Local Time
1		17.626	31.553	24.893	1'55.179C	222,7	13:02'34.548	1		17.829	31.655	24.763	1'56.628C	221,8	13:02'35.997
2	34.323	17.282	28.821	24.517	1'44.943C	220,4	13:04'19.491	2	34.544	17.654	29.300	24.660	1'46.158C	220,4	13:04'22.155
3	33.940	17.374	28.867	24.550	1'44.731	214,7	13:06'04.222	3	34.142	17.635	28.885	24.245	1'44.907	218,2	13:06'07.062
4	34.102	17.359	28.818	24.518	1'44.797	217,3	13:07'49.019	4	34.003	17.511	28.888	24.339	1'44.741	220,9	13:07'51.803
5	34.026	17.373	28.985	24.410	1'44.794	214,7	13:09'33.813	5	34.044	17.531	28.910	24.328	1'44.813	216,0	13:09'36.616
6	34.148	17.331	28.868	24.363	1'44.710	217,3	13:11'18.523	6	34.250	17.583	28.939	24.680	1'45.452	218,6	13:11'22.068
7	33.909	17.288	28.828	24.276	1'44.301	219,5	13:13'02.824	7	34.239	17.755	28.929	25.113	1'46.036	216,4	13:13'08.104
8	34.031	17.263	28.767	24.356	1'44.417	221,8	13:14'47.241	8	34.122	17.542	28.892	24.361	1'44.917	216,4	13:14'53.021
9	34.392	17.341	28.875	24.662	1'45.270	220,9	13:16'32.511	9	34.131	17.699	28.862	24.211	1'44.903	216,9	13:16'37.924
10	34.320	17.275	29.067	24.397	1'45.059	219,1	13:18'17.570	10	34.307	17.635	28.900	24.394	1'45.236	216,4	13:18'23.160
11	34.213	17.421	29.027	24.467	1'45.128	217,7	13:20'02.698	11	34.284	17.667	29.053	24.579	1'45.583	214,3	13:20'08.743
12	34.219	17.298	29.033	24.522	1'45.072	217,7	13:21'47.770	12	34.368	17.765	29.077	24.519	1'45.729	213,9	13:21'54.472
Race Time 21'08.401								Race Time 21'15.103							
20° 13 I. SCHUNSELAAR [1'44.816]								24° 89 T. AKSU [1'44.614]							
Lap	Seg1	Seg2	Seg3	Seg4	Lap Time	km/h	Local Time	Lap	Seg1	Seg2	Seg3	Seg4	Lap Time	km/h	Local Time
1		17.617	30.427	24.455	1'54.088C	213,9	13:02'33.457	1		18.108	30.671	24.705	2'04.075C	205,7	13:02'43.444
2	33.980	17.631	28.512	24.358	1'44.481C	215,1	13:04'17.938	2	34.323	17.986	28.732	24.760	1'45.801C	205,7	13:04'29.245
3	34.046	17.713	28.788	24.269	1'44.816	208,1	13:06'02.754	3	34.017	17.661	28.738	24.626	1'45.042	209,3	13:06'14.287
4	34.182	17.569	28.833	24.458	1'45.042	214,3	13:07'47.796	4	34.177	17.531	28.937	24.707	1'45.352	211,4	13:07'59.639
5	34.151	17.637	28.849	24.526	1'45.163	209,7	13:09'32.959	5	34.383	17.647	29.059	24.560	1'45.649	214,7	13:09'45.288
6	34.141	17.675	28.913	24.899	1'45.628	212,2	13:11'18.587	6	34.408	17.740	28.943	24.606	1'45.697	206,5	13:11'30.985
7	34.073	17.445	28.938	24.412	1'44.868	217,3	13:13'03.455	7	34.099	17.806	29.036	24.775	1'45.716	209,7	13:13'16.701
8	34.174	17.580	28.830	24.339	1'44.923	214,7	13:14'48.378	8	34.450	17.736	29.025	24.585	1'45.796C	210,1	13:15'02.497
9	34.364	17.801	29.034	24.578	1'45.777	210,9	13:16'34.155	9	34.377	17.761	29.798	24.643	1'46.579	208,5	13:16'49.076
10	34.268	17.710	29.067	24.529	1'45.574	212,6	13:18'19.729	10	34.066	17.376	28.802	24.370	1'44.614	213,4	13:18'33.690
11	34.373	17.840	29.270	24.659	1'46.142	209,3	13:20'05.871	11	34.108	17.808	28.896	24.544	1'45.356	209,3	13:20'19.046
12	34.441	17.836	29.251	24.671	1'46.199	206,5	13:21'52.070	12	34.184	17.631	29.038	24.792	1'45.645	208,9	13:22'04.691
Race Time 21'12.701								Race Time 21'25.322							
21° 12 H. MAIER [1'44.794]								25° 39 J. RISUENO [1'44.778]							
Lap	Seg1	Seg2	Seg3	Seg4	Lap Time	km/h	Local Time	Lap	Seg1	Seg2	Seg3	Seg4	Lap Time	km/h	Local Time
1		17.490	31.653	24.445	1'55.574C	218,6	13:02'34.943	1		17.588	40.641	25.017	2'03.875C	220,0	13:02'43.244
2	34.216	17.404	28.994	24.401	1'45.015C	219,1	13:04'19.958	2	34.531	18.149	28.750	24.647	1'46.077C	204,9	13:04'29.321
3	34.141	17.401	28.912	24.340	1'44.794	215,1	13:06'04.752	3	34.476	17.622	28.900	24.667	1'45.665	210,9	13:06'14.986
4	34.054	17.501	28.991	24.407	1'44.953	216,4	13:07'49.705	4	34.084	17.470	28.889	24.335	1'44.778	214,7	13:07'59.764
5	34.080	17.578	29.101	24.297	1'45.056	211,8	13:09'34.761	5	34.105	17.582	29.214	24.478	1'45.379	208,5	13:09'45.143
6	34.047	17.525	29.196	24.636	1'45.404	213,4	13:11'20.165	6	34.876	17.740	28.929	24.412	1'45.957	210,5	13:11'31.100
7	34.264	17.615	29.142	24.619	1'45.640	212,2	13:13'05.805	7	34.170	17.863	29.023	24.428	1'45.484	213,4	13:13'16.584
8	34.196	17.551	29.033	24.559	1'45.339	212,6	13:14'51.144	8	35.478	17.734	29.085	24.509	1'46.806C	212,6	13:15'03.390
9	34.125	17.520	29.006	24.417	1'45.068	213,4	13:16'36.212	9	33.992	17.390	29.141	24.521	1'45.044	214,3	13:16'48.434
10	34.171	17.736	29.103	24.656	1'45.666	213,4	13:18'21.878	10	33.894	17.578	29.142	24.472	1'45.086	211,8	13:18'33.520
11	34.249	17.527	29.109	24.394	1'45.279	211,8	13:20'07.157	11	35.084	17.692	28.956	24.421	1'46.153	210,9	13:20'19.673
12	34.686	17.517	28.948	24.210	1'45.361	215,1	13:21'52.518	12	34.191	17.504	28.948	24.487	1'45.130	210,9	13:22'04.803
Race Time 21'13.149								Race Time 21'25.434							
26° 40 J. CORREA [1'44.831]															
Lap	Seg1	Seg2	Seg3	Seg4	Lap Time	km/h	Local Time								
1								1		17.645	51.831	25.860	2'16.299C	222,7	13:02'55.668

18/04/2026 P = Pits In/Out - C = Lap Time Cancelled

These data/results cannot be reproduced, stored and/or transmitted in whole or in part by any manner of electronic, mechanical, photocopying, recording, broadcasting or otherwise now known or herein after developed without the previous express consent by the copyright owner, except for reproduction in daily press and regular printed publications on sale to the public within 60 days of the event related to those data/results and always provided that copyright symbol appears together as follows below.

© DORNA WSBK ORGANIZATION Srl 2026



TT Circuit Assen 4.542 m

**Pirelli Dutch Round, 17-19 April 2026  
Chronological Analysis Race 1**

4 / 4

Start at 13:00'39.369

2	34.634	17.825	29.151	24.674	1'46.284	210,9	13:04'41.952
3	34.304	17.725	29.096	24.577	1'45.702	210,9	13:06'27.654
4	34.074	17.694	<b>28.789</b>	24.460	1'45.017	212,2	13:08'12.671
5	34.068	17.692	28.940	24.671	1'45.371	210,5	13:09'58.042
6	<b>33.982</b>	17.664	28.919	24.562	1'45.127	211,8	13:11'43.169
7	34.091	17.606	29.066	24.599	1'45.362	211,4	13:13'28.531
8	34.282	17.760	29.102	24.493	1'45.637C	212,2	13:15'14.168
9	34.244	17.714	29.062	24.473	1'45.493	211,8	13:16'59.661
10	34.132	<b>17.592</b>	28.976	24.418	1'45.118	213,0	13:18'44.779
11	34.005	17.605	28.829	<b>24.392</b>	<b>1'44.831</b>	211,8	13:20'29.610
12	34.151	17.807	29.277	24.970	1'46.205	211,8	13:22'15.815

Race Time 21'36.446

1	<b>17.368</b>	<b>220,4</b>
---	---------------	--------------

Race Time 9:90'.6.1

RET 55 H. DESSOY							
Lap	Seg.1	Seg.2	Seg.3	Seg.4	Lap Time	km/h	Local Time
1		<b>17.201</b>				<b>222,7</b>	

Race Time 9:90'.6.1

RET 71 L. VENEMAN							
Lap	Seg.1	Seg.2	Seg.3	Seg.4	Lap Time	km/h	Local Time
1		<b>17.136</b>	<b>28.674</b>			<b>222,2</b>	

Race Time 9:90'.6.1

RET 73 F. SEABRIGHT							
Lap	Seg.1	Seg.2	Seg.3	Seg.4	Lap Time	km/h	Local Time
1		<b>17.061</b>	<b>28.907</b>			<b>218,2</b>	

Race Time 9:90'.6.1

27° 16 A. FUERTES [1'45.539]							
Lap	Seg.1	Seg.2	Seg.3	Seg.4	Lap Time	km/h	Local Time
1		<b>17.416</b>	55.320	25.669	2'18.872C	<b>216,9</b>	13:02'58.241
2	35.373	17.982	29.204	25.045	1'47.604	207,3	13:04'45.845
3	34.891	17.773	29.196	24.790	1'46.650	208,5	13:06'32.495
4	34.497	17.733	29.030	24.706	1'45.966	210,5	13:08'18.461
5	34.196	17.757	29.186	24.597	1'45.736	208,1	13:10'04.197
6	34.192	17.674	<b>28.982</b>	24.691	<b>1'45.539</b>	206,9	13:11'49.736
7	34.456	17.642	29.139	24.526	1'45.763	208,5	13:13'35.499
8	34.373	17.699	29.262	24.672	1'46.006C	209,3	13:15'21.505
9	<b>34.142</b>	17.713	29.261	<b>24.460</b>	1'45.576	209,3	13:17'07.081
10	34.362	17.572	29.359	24.714	1'46.007	210,9	13:18'53.088
11	34.410	17.612	29.337	24.513	1'45.872	209,3	13:20'38.960
12	34.442	17.892	29.427	25.109	1'46.870	209,3	13:22'25.830

Race Time 21'46.461

RET 21 T. SOVICKA [1'44.568]							
Lap	Seg.1	Seg.2	Seg.3	Seg.4	Lap Time	km/h	Local Time
1		17.703	31.465	24.824	1'56.172C	208,1	13:02'35.541
2	34.859	17.487	28.754	24.314	1'45.414C	217,3	13:04'20.955
3	34.547	17.820	28.861	24.301	1'45.529	216,4	13:06'06.484
4	34.094	<b>17.325</b>	<b>28.740</b>	24.409	<b>1'44.568</b>	220,9	13:07'51.052
5	34.350	17.663	28.944	24.403	1'45.360	214,3	13:09'36.412
6	34.263	17.568	29.026	25.051	1'45.908	216,9	13:11'22.320
7	34.227	17.438	28.854	<b>24.271</b>	1'44.790	<b>222,2</b>	13:13'07.110
8	34.100	17.451	29.095	24.473	1'45.119	217,3	13:14'52.229
9	<b>34.080</b>	17.490	29.209	24.506	1'45.285	218,6	13:16'37.514

Race Time 15'58.145

29° 27 F. MULYA [1'43.708]							
Lap	Seg.1	Seg.2	Seg.3	Seg.4	Lap Time	km/h	Local Time
1		17.253	<b>28.578</b>	24.339	1'50.085	<b>224,5</b>	13:02'29.454
2	33.999	<b>17.157</b>	28.671	24.140	1'43.967C	219,5	13:04'13.421
3	<b>33.745</b>	17.224	28.744	<b>23.995</b>	<b>1'43.708</b>	219,1	13:05'57.129
4	33.780	17.282	28.938	24.477	1'44.477	216,9	13:07'41.606
5	34.152	17.390	28.773	24.280	1'44.595	213,0	13:09'26.201
6	34.017	17.949	28.876	24.910	1'45.752	204,9	13:11'11.953
7	34.766	19.366	39.934	42.590	2'16.656P	188,8	13:13'28.609
8	5'12.847	17.463	29.016	24.211	6'23.537P	215,6	13:19'52.146
9	34.124	17.865	29.284	24.396	1'45.669	213,9	13:21'37.815

Race Time 20'58.446

RET 79 T. ALONSO [1'44.913]							
Lap	Seg.1	Seg.2	Seg.3	Seg.4	Lap Time	km/h	Local Time
1		18.001	31.809	24.558	1'56.776C	218,2	13:02'36.145
2	34.519	<b>17.488</b>	29.273	24.532	1'45.812C	<b>219,1</b>	13:04'21.957
3	34.103	17.584	28.872	24.354	<b>1'44.913</b>	211,4	13:06'06.870
4	<b>33.950</b>	17.498	28.927	24.538	<b>1'44.913</b>	215,1	13:07'51.783
5	34.305	17.576	<b>28.820</b>	<b>24.313</b>	1'45.014	213,4	13:09'36.797
6	34.266	17.546	28.878	24.915	1'45.605	213,9	13:11'22.402
7	34.292	17.528	28.879	24.581	1'45.280	214,7	13:13'07.682

Race Time 12'28.313

RET 11 M. SORRENTI							
Lap	Seg.1	Seg.2	Seg.3	Seg.4	Lap Time	km/h	Local Time

18/04/2026 P = Pits In/Out - C = Lap Time Cancelled

These data/results cannot be reproduced, stored and/or transmitted in whole or in part by any manner of electronic, mechanical, photocopying, recording, broadcasting or otherwise now known or herein after developed without the previous express consent by the copyright owner, except for reproduction in daily press and regular printed publications on sale to the public within 60 days of the event related to those data/results and always provided that copyright symbol appears together as follows below.

© DORNA WSBK ORGANIZATION Srl 2026