

TT Circuit Assen 4.542 m

Pirelli Dutch Round, 17-19 April 2026
Chronological Analysis Race 2

Start at 13:00'21.257

1 / 4

| 1° 65 F. FLEERACKERS [1'42.779] | | | | | | | |
|---------------------------------|---------------|---------------|---------------|---------------|-----------------|--------------|--------------|
| Lap | Seg1 | Seg2 | Seg3 | Seg4 | Lap Time | km/h | Local Time |
| 1 | | 17.305 | 28.485 | 23.976 | 1'47.521 | 221,8 | 13:02'08.778 |
| 2 | 33.351 | 17.076 | 28.460 | 23.937 | 1'42.824 | 220,9 | 13:03'51.602 |
| 3 | 33.433 | 16.886 | 28.542 | 23.918 | 1'42.779 | 221,3 | 13:05'34.381 |
| 4 | 33.408 | 16.975 | 28.584 | 24.718 | 1'43.685 | 221,3 | 13:07'18.066 |
| 5 | 33.798 | 16.933 | 28.298 | 23.815 | 1'42.844 | 229,3 | 13:09'00.910 |
| 6 | 33.450 | 17.184 | 28.471 | 23.768 | 1'42.873C | 220,0 | 13:10'43.783 |
| 7 | 33.497 | 17.033 | 28.731 | 24.164 | 1'43.425C | 220,0 | 13:12'27.208 |
| 8 | 33.483 | 16.964 | 28.595 | 24.017 | 1'43.059 | 223,1 | 13:14'10.267 |
| 9 | 33.392 | 17.005 | 28.706 | 23.924 | 1'43.027 | 220,0 | 13:15'53.294 |
| 10 | 33.474 | 16.998 | 28.685 | 24.698 | 1'43.855 | 221,3 | 13:17'37.149 |
| 11 | 34.462 | 17.256 | 28.820 | 24.232 | 1'44.770 | 220,4 | 13:19'21.919 |
| 12 | 34.186 | 16.856 | 28.710 | 23.771 | 1'43.523 | 223,1 | 13:21'05.442 |
| Race Time 20'44.185 | | | | | | | |

| 2° 91 M. VANNUCCI [1'42.634] | | | | | | | |
|------------------------------|---------------|---------------|---------------|---------------|-----------------|--------------|--------------|
| Lap | Seg1 | Seg2 | Seg3 | Seg4 | Lap Time | km/h | Local Time |
| 1 | | 16.987 | 28.824 | 24.404 | 1'48.687 | 223,6 | 13:02'09.944 |
| 2 | 33.577 | 16.841 | 28.650 | 24.350 | 1'43.418 | 224,5 | 13:03'53.362 |
| 3 | 33.674 | 16.784 | 28.312 | 23.907 | 1'42.677 | 222,7 | 13:05'36.039 |
| 4 | 33.621 | 16.724 | 28.178 | 24.111 | 1'42.634 | 224,1 | 13:07'18.673 |
| 5 | 33.612 | 16.778 | 28.540 | 24.025 | 1'42.955 | 226,4 | 13:09'01.628 |
| 6 | 33.246 | 16.896 | 28.379 | 24.269 | 1'42.790C | 220,4 | 13:10'44.418 |
| 7 | 33.808 | 16.694 | 28.456 | 24.096 | 1'43.054C | 224,5 | 13:12'27.472 |
| 8 | 33.892 | 16.769 | 28.537 | 24.090 | 1'43.288 | 225,5 | 13:14'10.760 |
| 9 | 33.507 | 16.916 | 28.466 | 23.920 | 1'42.809 | 220,9 | 13:15'53.569 |
| 10 | 33.585 | 16.798 | 28.572 | 24.567 | 1'43.522 | 222,7 | 13:17'37.091 |
| 11 | 34.979 | 17.141 | 28.560 | 24.346 | 1'45.026 | 218,6 | 13:19'22.117 |
| 12 | 34.293 | 16.855 | 28.541 | 23.733 | 1'43.422 | 225,5 | 13:21'05.539 |
| Race Time 20'44.282 | | | | | | | |

| 3° 6 J. BUIS [1'42.532] | | | | | | | |
|-------------------------|---------------|---------------|---------------|---------------|-----------------|--------------|--------------|
| Lap | Seg1 | Seg2 | Seg3 | Seg4 | Lap Time | km/h | Local Time |
| 1 | | 16.753 | 28.358 | 23.726 | 1'47.408 | 233,3 | 13:02'08.665 |
| 2 | 33.996 | 16.945 | 28.281 | 24.014 | 1'43.236 | 226,4 | 13:03'51.901 |
| 3 | 33.660 | 16.709 | 28.393 | 24.042 | 1'42.804 | 224,1 | 13:05'34.705 |
| 4 | 33.361 | 16.845 | 28.560 | 23.766 | 1'42.532 | 222,7 | 13:07'17.237 |
| 5 | 33.466 | 17.035 | 28.630 | 24.095 | 1'43.226 | 216,9 | 13:09'00.463 |
| 6 | 33.418 | 17.197 | 28.634 | 24.292 | 1'43.541C | 216,4 | 13:10'44.004 |
| 7 | 33.574 | 16.882 | 28.728 | 23.813 | 1'42.997C | 220,9 | 13:12'27.001 |
| 8 | 33.501 | 17.260 | 28.738 | 24.076 | 1'43.575 | 214,7 | 13:14'10.576 |
| 9 | 33.899 | 17.058 | 28.477 | 23.932 | 1'43.366 | 217,3 | 13:15'53.942 |
| 10 | 33.702 | 16.796 | 28.441 | 24.459 | 1'43.398 | 225,5 | 13:17'37.340 |
| 11 | 34.162 | 17.247 | 28.769 | 23.955 | 1'44.133 | 221,3 | 13:19'21.473 |
| 12 | 34.101 | 17.148 | 28.769 | 24.161 | 1'44.179 | 218,6 | 13:21'05.652 |
| Race Time 20'44.395 | | | | | | | |

| 4° 38 D. SALVADOR [1'42.610] | | | | | | | |
|------------------------------|---------------|---------------|---------------|---------------|-----------------|--------------|--------------|
| Lap | Seg1 | Seg2 | Seg3 | Seg4 | Lap Time | km/h | Local Time |
| 1 | | 16.909 | 28.529 | 24.043 | 1'48.269 | 224,5 | 13:02'09.526 |
| 2 | 33.382 | 17.066 | 28.271 | 24.038 | 1'42.757 | 220,4 | 13:03'52.283 |
| 3 | 33.452 | 16.811 | 28.267 | 24.156 | 1'42.686 | 224,1 | 13:05'34.969 |
| 4 | 33.426 | 16.857 | 28.411 | 23.916 | 1'42.610 | 222,2 | 13:07'17.579 |
| 5 | 33.532 | 17.074 | 28.478 | 24.034 | 1'43.118 | 216,4 | 13:09'00.697 |
| 6 | 33.553 | 17.201 | 28.460 | 24.235 | 1'43.449C | 220,4 | 13:10'44.146 |
| 7 | 33.591 | 16.918 | 28.632 | 23.850 | 1'42.991C | 222,2 | 13:12'27.137 |
| 8 | 33.716 | 16.916 | 28.616 | 24.451 | 1'43.699 | 221,3 | 13:14'10.836 |
| 9 | 33.654 | 17.269 | 28.585 | 23.878 | 1'43.386 | 216,4 | 13:15'54.222 |
| 10 | 33.775 | 16.897 | 28.503 | 24.075 | 1'43.250 | 223,6 | 13:17'37.472 |
| 11 | 34.347 | 17.051 | 28.750 | 23.983 | 1'44.131 | 220,4 | 13:19'21.603 |
| 12 | 34.156 | 17.058 | 28.739 | 24.284 | 1'44.237 | 219,1 | 13:21'05.840 |
| Race Time 20'44.583 | | | | | | | |

| 5° 68 K. BEEKMANS [1'42.491] | | | | | | | |
|------------------------------|------|--------|--------|--------|----------|-------|--------------|
| Lap | Seg1 | Seg2 | Seg3 | Seg4 | Lap Time | km/h | Local Time |
| 1 | | 16.997 | 28.542 | 24.157 | 1'48.771 | 224,5 | 13:02'10.028 |

| | | | | | | | |
|---------------------|---------------|---------------|---------------|---------------|-----------------|--------------|--------------|
| 2 | 33.763 | 16.992 | 28.638 | 24.081 | 1'43.474 | 225,9 | 13:03'53.502 |
| 3 | 33.942 | 16.939 | 28.500 | 23.948 | 1'43.329 | 223,6 | 13:05'36.831 |
| 4 | 33.495 | 16.955 | 28.218 | 23.823 | 1'42.491 | 223,1 | 13:07'19.322 |
| 5 | 33.310 | 16.765 | 28.508 | 24.173 | 1'42.756 | 224,5 | 13:09'02.078 |
| 6 | 33.396 | 16.974 | 28.316 | 24.158 | 1'42.844 | 222,2 | 13:10'44.922 |
| 7 | 34.058 | 16.766 | 28.513 | 23.801 | 1'43.138C | 222,7 | 13:12'28.060 |
| 8 | 33.785 | 16.976 | 28.359 | 24.029 | 1'43.149 | 219,5 | 13:14'11.209 |
| 9 | 33.605 | 16.876 | 28.581 | 23.877 | 1'42.939 | 228,8 | 13:15'54.148 |
| 10 | 33.797 | 17.158 | 28.845 | 23.915 | 1'43.715 | 221,3 | 13:17'37.863 |
| 11 | 34.434 | 17.073 | 28.564 | 23.872 | 1'43.943 | 225,5 | 13:19'21.806 |
| 12 | 34.191 | 17.100 | 28.825 | 24.075 | 1'44.191 | 220,4 | 13:21'05.997 |
| Race Time 20'44.740 | | | | | | | |

| 6° 34 X. ARTIGAS [1'42.400] | | | | | | | |
|-----------------------------|---------------|---------------|---------------|---------------|-----------------|--------------|--------------|
| Lap | Seg1 | Seg2 | Seg3 | Seg4 | Lap Time | km/h | Local Time |
| 1 | | 17.141 | 28.729 | 24.245 | 1'48.192 | 218,6 | 13:02'09.449 |
| 2 | 33.815 | 17.095 | 28.529 | 24.240 | 1'43.679 | 223,6 | 13:03'53.128 |
| 3 | 33.403 | 16.671 | 28.449 | 23.877 | 1'42.400 | 225,5 | 13:05'35.528 |
| 4 | 33.529 | 16.839 | 28.308 | 24.143 | 1'42.819 | 222,7 | 13:07'18.347 |
| 5 | 33.843 | 16.909 | 28.681 | 24.056 | 1'43.489 | 226,4 | 13:09'01.836 |
| 6 | 33.389 | 16.930 | 28.368 | 23.960 | 1'42.647C | 223,6 | 13:10'44.483 |
| 7 | 33.994 | 16.848 | 28.450 | 23.975 | 1'43.267C | 224,5 | 13:12'27.750 |
| 8 | 33.792 | 16.894 | 28.548 | 24.412 | 1'43.646 | 224,1 | 13:14'11.396 |
| 9 | 34.000 | 16.835 | 28.605 | 23.824 | 1'43.264 | 224,1 | 13:15'54.660 |
| 10 | 33.977 | 16.876 | 28.764 | 23.995 | 1'43.612 | 225,9 | 13:17'38.272 |
| 11 | 34.292 | 17.143 | 28.653 | 24.095 | 1'44.183 | 221,3 | 13:19'22.455 |
| 12 | 34.332 | 16.992 | 28.713 | 24.028 | 1'44.065 | 226,9 | 13:21'06.520 |
| Race Time 20'45.263 | | | | | | | |

| 7° 18 B. IERACI [1'42.525] | | | | | | | |
|----------------------------|---------------|---------------|---------------|---------------|-----------------|--------------|--------------|
| Lap | Seg1 | Seg2 | Seg3 | Seg4 | Lap Time | km/h | Local Time |
| 1 | | 16.980 | 28.468 | 24.162 | 1'48.563 | 221,8 | 13:02'09.820 |
| 2 | 33.594 | 17.058 | 28.487 | 23.888 | 1'43.027 | 222,7 | 13:03'52.847 |
| 3 | 33.263 | 16.771 | 28.155 | 24.336 | 1'42.525 | 221,8 | 13:05'35.372 |
| 4 | 33.461 | 16.819 | 28.199 | 24.094 | 1'42.573 | 220,0 | 13:07'17.945 |
| 5 | 33.669 | 17.244 | 28.836 | 23.882 | 1'43.631 | 218,2 | 13:09'01.576 |
| 6 | 33.465 | 16.915 | 28.295 | 24.060 | 1'42.735C | 221,3 | 13:10'44.311 |
| 7 | 33.797 | 16.909 | 28.474 | 24.047 | 1'43.227C | 220,0 | 13:12'27.538 |
| 8 | 33.576 | 16.993 | 28.688 | 24.231 | 1'43.488C | 217,7 | 13:14'11.026 |
| 9 | 33.629 | 17.000 | 28.446 | 23.801 | 1'42.876 | 225,9 | 13:15'53.902 |
| 10 | 33.534 | 16.836 | 28.527 | 24.358 | 1'43.255 | 220,0 | 13:17'37.157 |
| 11 | 34.037 | 17.463 | 28.746 | 24.662 | 1'44.908 | 213,4 | 13:19'22.065 |
| 12 | 35.043 | 17.077 | 28.767 | 24.381 | 1'45.268 | 220,0 | 13:21'07.333 |
| Race Time 20'46.076 | | | | | | | |

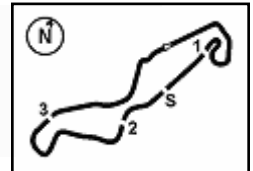
| 8° 71 L. VENEMAN [1'42.360] | | | | | | | |
|-----------------------------|---------------|---------------|---------------|---------------|-----------------|--------------|--------------|
| Lap | Seg1 | Seg2 | Seg3 | Seg4 | Lap Time | km/h | Local Time |
| 1 | | 16.943 | 28.608 | 24.049 | 1'48.784 | 228,3 | 13:02'10.041 |
| 2 | 33.679 | 16.837 | 28.575 | 23.804 | 1'42.895 | 223,1 | 13:03'52.936 |
| 3 | 33.384 | 16.671 | 28.233 | 24.129 | 1'42.417 | 225,5 | 13:05'35.353 |
| 4 | 33.289 | 16.755 | 28.369 | 23.947 | 1'42.360 | 221,8 | 13:07'17.713 |
| 5 | 33.541 | 16.794 | 28.549 | 24.026 | 1'42.910 | 220,9 | 13:09'00.623 |
| 6 | 33.508 | 17.189 | 28.517 | 24.240 | 1'43.454C | 219,1 | 13:10'44.077 |
| 7 | 33.838 | 16.853 | 28.840 | 24.043 | 1'43.574C | 223,6 | 13:12'27.651 |
| 8 | 33.565 | 16.743 | 28.635 | 24.063 | 1'43.006 | 223,1 | 13:14'10.657 |
| 9 | 33.360 | 16.935 | 28.495 | 24.013 | 1'42.803 | 217,3 | 13:15'53.460 |
| 10 | 33.621 | 17.006 | 28.592 | 24.749 | 1'43.968 | 219,5 | 13:17'37.428 |
| 11 | 34.676 | 17.158 | 28.779 | 24.281 | 1'44.894 | 220,9 | 13:19'22.322 |
| 12 | 34.367 | 17.186 | 28.755 | 24.748 | 1'45.056 | 224,5 | 13:21'07.378 |
| Race Time 20'46.121 | | | | | | | |

| 9° 50 C. THOMPSON [1'42.830] | | | | | | | |
|------------------------------|---------------|---------------|---------------|--------|----------|-------|--------------|
| Lap | Seg1 | Seg2 | Seg3 | Seg4 | Lap Time | km/h | Local Time |
| 1 | | 17.125 | 28.662 | 23.956 | 1'47.954 | 227,4 | 13:02'09.211 |
| 2 | 33.830 | 16.811 | 28.468 | 24.054 | 1'43.163 | 226,4 | 13:03'52.374 |
| 3 | 33.485 | 16.773 | 28.258 | 24.473 | 1'42.989 | 224,5 | 13:05'35.363 |
| 4 | 33.893 | 16.780 | 28.248 | 24.182 | 1'43.103 | 224,5 | 13:07'18.466 |

19/04/2026 P = Pits In/Out - C = Lap Time Cancelled

These data/results cannot be reproduced, stored and/or transmitted in whole or in part by any manner of electronic, mechanical, photocopying, recording, broadcasting or otherwise now known or herein after developed without the previous express consent by the copyright owner, except for reproduction in daily press and regular printed publications on sale to the public within 60 days of the event related to those data/results and always provided that copyright symbol appears together as follows below.

© DORNA WSBK ORGANIZATION Srl 2026



TT Circuit Assen 4.542 m

Pirelli Dutch Round, 17-19 April 2026
Chronological Analysis Race 2

Start at 13:00'21.257

2 / 4

| Lap | Seg1 | Seg2 | Seg3 | Seg4 | Lap Time | km/h | Local Time |
|-----|--------|--------|--------|---------------|-----------------|--------------|--------------|
| 5 | 33.931 | 16.819 | 28.755 | 24.218 | 1'43.723 | 226,9 | 13:09'02.189 |
| 6 | 33.513 | 16.978 | 28.315 | 24.024 | 1'42.830 | 227,8 | 13:10'45.019 |
| 7 | 33.698 | 16.810 | 28.471 | 23.847 | 1'42.826C | 228,3 | 13:12'27.845 |
| 8 | 34.040 | 17.279 | 28.468 | 23.899 | 1'43.686 | 222,2 | 13:14'11.531 |
| 9 | 33.630 | 16.814 | 28.722 | 23.837 | 1'43.003 | 225,0 | 13:15'54.534 |
| 10 | 33.756 | 16.915 | 28.858 | 24.026 | 1'43.555 | 229,3 | 13:17'38.089 |
| 11 | 34.391 | 17.349 | 28.701 | 23.987 | 1'44.428 | 224,1 | 13:19'22.517 |
| 12 | 34.609 | 17.157 | 28.731 | 24.459 | 1'44.956 | 221,3 | 13:21'07.473 |

Race Time 20'46.216

| 10° 47 A. TORRES [1'42.768] | | | | | | | |
|-----------------------------|---------------|---------------|---------------|---------------|-----------------|--------------|--------------|
| Lap | Seg1 | Seg2 | Seg3 | Seg4 | Lap Time | km/h | Local Time |
| 1 | | 17.070 | 28.703 | 23.989 | 1'49.030 | 228,3 | 13:02'10.287 |
| 2 | 33.746 | 16.949 | 28.578 | 23.993 | 1'43.266 | 226,9 | 13:03'53.553 |
| 3 | 33.948 | 16.815 | 28.494 | 23.880 | 1'43.137 | 225,0 | 13:05'36.690 |
| 4 | 33.381 | 16.840 | 28.493 | 24.054 | 1'42.768 | 222,7 | 13:07'19.458 |
| 5 | 33.409 | 16.808 | 28.533 | 24.190 | 1'42.940 | 225,5 | 13:09'02.398 |
| 6 | 33.511 | 16.918 | 28.438 | 24.089 | 1'42.956 | 227,4 | 13:10'45.354 |
| 7 | 33.782 | 16.877 | 28.487 | 23.959 | 1'43.105C | 226,9 | 13:12'28.459 |
| 8 | 33.651 | 16.848 | 28.451 | 24.058 | 1'43.008 | 227,8 | 13:14'11.467 |
| 9 | 33.450 | 16.974 | 28.672 | 23.886 | 1'42.982 | 230,8 | 13:15'54.449 |
| 10 | 33.724 | 16.901 | 28.582 | 24.362 | 1'43.569 | 230,8 | 13:17'38.018 |
| 11 | 34.670 | 17.333 | 28.846 | 23.892 | 1'44.741 | 230,3 | 13:19'22.759 |
| 12 | 34.452 | 16.882 | 28.740 | 24.745 | 1'44.819 | 226,4 | 13:21'07.578 |

Race Time 20'46.321

| 11° 7 B. FERNANDEZ [1'42.190] | | | | | | | |
|-------------------------------|---------------|---------------|---------------|---------------|-----------------|--------------|--------------|
| Lap | Seg1 | Seg2 | Seg3 | Seg4 | Lap Time | km/h | Local Time |
| 1 | | 16.998 | 28.419 | 23.972 | 1'49.194 | 224,5 | 13:02'10.451 |
| 2 | 33.441 | 16.965 | 28.370 | 24.119 | 1'42.895 | 228,3 | 13:03'53.346 |
| 3 | 33.809 | 16.774 | 28.292 | 23.886 | 1'42.761 | 227,4 | 13:05'36.107 |
| 4 | 33.307 | 16.688 | 28.255 | 23.940 | 1'42.190 | 228,8 | 13:07'18.297 |
| 5 | 33.768 | 16.887 | 28.612 | 24.451 | 1'43.718 | 226,4 | 13:09'02.015 |
| 6 | 33.525 | 16.888 | 28.434 | 24.013 | 1'42.860C | 225,0 | 13:10'44.875 |
| 7 | 33.709 | 16.804 | 28.757 | 24.100 | 1'43.370C | 228,3 | 13:12'28.245 |
| 8 | 33.705 | 17.200 | 28.680 | 23.766 | 1'43.351 | 220,0 | 13:14'11.596 |
| 9 | 34.060 | 16.881 | 28.501 | 23.894 | 1'43.336 | 228,8 | 13:15'54.932 |
| 10 | 33.515 | 16.844 | 28.475 | 23.888 | 1'42.722 | 228,3 | 13:17'37.654 |
| 11 | 34.591 | 17.184 | 28.786 | 24.214 | 1'44.775C | 226,4 | 13:19'22.429 |
| 12 | 35.244 | 17.178 | 28.728 | 24.088 | 1'45.238 | 227,8 | 13:21'07.667 |

Race Time 20'46.410

| 12° 43 M. GAGGI [1'42.655] | | | | | | | |
|----------------------------|---------------|---------------|---------------|---------------|-----------------|--------------|--------------|
| Lap | Seg1 | Seg2 | Seg3 | Seg4 | Lap Time | km/h | Local Time |
| 1 | | 17.382 | 28.538 | 23.953 | 1'49.531 | 221,3 | 13:02'10.788 |
| 2 | 33.487 | 16.958 | 28.402 | 24.036 | 1'42.883 | 224,1 | 13:03'53.671 |
| 3 | 34.035 | 16.840 | 28.458 | 23.918 | 1'43.251 | 226,9 | 13:05'36.922 |
| 4 | 33.514 | 16.888 | 28.300 | 23.953 | 1'42.655 | 227,8 | 13:07'19.577 |
| 5 | 33.427 | 16.917 | 28.352 | 24.264 | 1'42.960 | 226,4 | 13:09'02.537 |
| 6 | 33.563 | 16.924 | 28.321 | 24.178 | 1'42.986 | 224,5 | 13:10'45.523 |
| 7 | 33.838 | 17.006 | 28.351 | 23.980 | 1'43.175C | 222,7 | 13:12'28.698 |
| 8 | 33.483 | 17.173 | 28.547 | 23.909 | 1'43.112 | 229,3 | 13:14'11.810 |
| 9 | 33.760 | 16.825 | 28.533 | 24.089 | 1'43.207C | 226,4 | 13:15'55.017 |
| 10 | 33.717 | 16.885 | 28.749 | 24.176 | 1'43.527 | 227,8 | 13:17'38.544 |
| 11 | 34.368 | 17.283 | 29.133 | 24.198 | 1'44.982 | 225,0 | 13:19'23.526 |
| 12 | 34.225 | 17.153 | 28.882 | 24.247 | 1'44.507 | 225,0 | 13:21'08.033 |

Race Time 20'46.776

| 13° 55 H. DESSOV [1'42.910] | | | | | | | |
|-----------------------------|---------------|---------------|---------------|---------------|-----------------|--------------|--------------|
| Lap | Seg1 | Seg2 | Seg3 | Seg4 | Lap Time | km/h | Local Time |
| 1 | | 17.588 | 28.960 | 24.065 | 1'51.874 | 225,0 | 13:02'13.131 |
| 2 | 34.182 | 16.923 | 28.735 | 24.397 | 1'44.237 | 226,9 | 13:03'57.368 |
| 3 | 34.338 | 16.848 | 28.627 | 23.932 | 1'43.745 | 232,3 | 13:05'41.113 |
| 4 | 33.521 | 17.027 | 28.346 | 24.016 | 1'42.910 | 221,3 | 13:07'24.023 |
| 5 | 33.581 | 17.109 | 28.327 | 24.023 | 1'43.040C | 220,9 | 13:09'07.063 |
| 6 | 33.609 | 17.110 | 28.503 | 23.999 | 1'43.221 | 222,2 | 13:10'50.284 |
| 7 | 33.624 | 17.045 | 28.640 | 24.212 | 1'43.521 | 223,6 | 13:12'33.805 |

| 14° 23 E. BARTOLINI [1'42.917] | | | | | | | | |
|--------------------------------|---------------|---------------|---------------|--------|-----------------|----------|--------------|--------------|
| Lap | Seg1 | Seg2 | Seg3 | Seg4 | Lap Time | km/h | Local Time | |
| 1 | | | 16.874 | 28.562 | 23.651 | 1'47.767 | 228,3 | 13:02'09.024 |
| 2 | 33.510 | 16.884 | 28.344 | 24.241 | 1'42.979 | 219,1 | 13:03'52.003 | |
| 3 | 33.328 | 16.807 | 28.446 | 24.652 | 1'43.233 | 219,1 | 13:05'35.236 | |
| 4 | 33.036 | 16.715 | 28.559 | 23.875 | 1'42.185C | 220,9 | 13:07'17.421 | |
| 5 | 46.756 | 17.369 | 28.684 | 24.174 | 1'56.983C | 214,7 | 13:09'14.404 | |
| 6 | 33.339 | 17.060 | 28.774 | 24.216 | 1'43.389C | 220,4 | 13:10'57.793 | |
| 7 | 33.422 | 16.881 | 28.628 | 24.143 | 1'43.074 | 221,8 | 13:12'40.867 | |
| 8 | 33.420 | 17.060 | 28.542 | 24.185 | 1'43.207 | 218,6 | 13:14'24.074 | |
| 9 | 33.454 | 16.868 | 28.628 | 23.967 | 1'42.917 | 221,3 | 13:16'06.991 | |
| 10 | 33.555 | 17.173 | 28.952 | 24.771 | 1'44.451 | 216,4 | 13:17'51.442 | |
| 11 | 34.555 | 17.216 | 28.979 | 24.298 | 1'45.048 | 216,0 | 13:19'36.490 | |
| 12 | 33.847 | 17.137 | 28.973 | 24.409 | 1'44.366 | 216,4 | 13:21'20.856 | |

Race Time 20'59.599

| 15° 26 M. GENNAI [1'43.680] | | | | | | | | |
|-----------------------------|---------------|---------------|---------------|---------------|-----------------|----------|--------------|--------------|
| Lap | Seg1 | Seg2 | Seg3 | Seg4 | Lap Time | km/h | Local Time | |
| 1 | | | 17.647 | 29.319 | 24.283 | 1'53.091 | 227,4 | 13:02'14.348 |
| 2 | 34.304 | 17.162 | 28.677 | 24.416 | 1'44.559 | 222,7 | 13:03'58.907 | |
| 3 | 34.202 | 17.048 | 28.771 | 24.204 | 1'44.225 | 220,4 | 13:05'43.132 | |
| 4 | 34.049 | 17.068 | 28.745 | 24.217 | 1'44.079 | 219,1 | 13:07'27.211 | |
| 5 | 33.845 | 17.130 | 28.550 | 24.285 | 1'43.810C | 220,4 | 13:09'11.021 | |
| 6 | 33.743 | 17.124 | 28.756 | 24.057 | 1'43.680 | 219,1 | 13:10'54.701 | |
| 7 | 33.852 | 17.221 | 28.865 | 24.527 | 1'44.465 | 222,7 | 13:12'39.166 | |
| 8 | 33.878 | 17.146 | 28.634 | 24.471 | 1'44.129 | 218,6 | 13:14'23.295 | |
| 9 | 34.399 | 16.977 | 28.619 | 24.171 | 1'44.166 | 220,9 | 13:16'07.461 | |
| 10 | 33.647 | 17.129 | 28.626 | 25.092 | 1'44.494 | 218,6 | 13:17'51.955 | |
| 11 | 34.360 | 17.185 | 28.850 | 24.650 | 1'45.045 | 218,6 | 13:19'37.000 | |
| 12 | 33.955 | 16.989 | 28.662 | 24.292 | 1'43.898 | 223,6 | 13:21'20.898 | |

Race Time 20'59.641

| 16° 40 J. CORREA [1'43.755] | | | | | | | | |
|-----------------------------|---------------|---------------|---------------|--------|-----------------|----------|--------------|--------------|
| Lap | Seg1 | Seg2 | Seg3 | Seg4 | Lap Time | km/h | Local Time | |
| 1 | | | 17.299 | 28.781 | 24.017 | 1'51.002 | 227,4 | 13:02'12.259 |
| 2 | 34.168 | 17.200 | 28.940 | 24.277 | 1'44.585 | 222,7 | 13:03'56.844 | |
| 3 | 34.402 | 17.118 | 29.137 | 24.587 | 1'45.244 | 222,7 | 13:05'42.088 | |
| 4 | 33.942 | 17.035 | 28.808 | 24.703 | 1'44.488 | 225,5 | 13:07'26.576 | |
| 5 | 33.932 | 17.320 | 28.555 | 24.110 | 1'43.917C | 224,1 | 13:09'10.493 | |
| 6 | 33.887 | 17.214 | 28.493 | 24.293 | 1'43.887 | 218,6 | 13:10'54.380 | |
| 7 | 34.033 | 17.165 | 28.558 | 24.407 | 1'44.163 | 223,6 | 13:12'38.543 | |
| 8 | 33.962 | 17.347 | 28.818 | 24.769 | 1'44.896 | 221,3 | 13:14'23.439 | |
| 9 | 33.813 | 17.125 | 28.747 | 24.070 | 1'43.755 | 220,9 | 13:16'07.194 | |
| 10 | 33.610 | 17.134 | 28.768 | 24.653 | 1'44.165 | 222,7 | 13:17'51.359 | |
| 11 | 34.742 | 17.232 | 28.917 | 24.313 | 1'45.204 | 220,0 | 13:19'36.563 | |
| 12 | 34.021 | 17.132 | 28.776 | 24.441 | 1'44.370 | 221,3 | 13:21'20.933 | |

Race Time 20'59.676

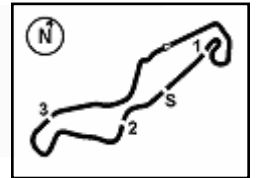
| 17° 77 J. OSUNA [1'43.542] | | | | | | | | |
|----------------------------|---------------|---------------|---------------|--------|-----------------|----------|--------------|--------------|
| Lap | Seg1 | Seg2 | Seg3 | Seg4 | Lap Time | km/h | Local Time | |
| 1 | | | 17.268 | 28.739 | 24.220 | 1'50.295 | 224,5 | 13:02'11.552 |
| 2 | 33.634 | 17.100 | 28.555 | 24.253 | 1'43.542 | 216,9 | 13:03'55.094 | |
| 3 | 36.307 | 16.978 | 28.661 | 24.728 | 1'46.674 | 222,7 | 13:05'41.768 | |
| 4 | 33.699 | 17.038 | 28.531 | 24.305 | 1'43.573 | 219,5 | 13:07'25.341 | |
| 5 | 34.000 | 17.226 | 28.752 | 24.427 | 1'44.405C | 216,9 | 13:09'09.746 | |
| 6 | 33.600 | 17.349 | 28.655 | 24.575 | 1'44.179 | 212,6 | 13:10'53.925 | |
| 7 | 33.764 | 17.285 | 28.680 | 24.784 | 1'44.513 | 213,9 | 13:12'38.438 | |
| 8 | 33.662 | 17.353 | 28.730 | 24.601 | 1'44.346 | 213,4 | 13:14'22.784 | |
| 9 | 33.672 | 17.179 | 28.673 | 24.423 | 1'43.947 | 213,9 | 13:16'06.731 | |
| 10 | 33.912 | 17.403 | 28.734 | 24.995 | 1'45.044 | 218,6 | 13:17'51.775 | |

19/04/2026

P = Pits In/Out - C = Lap Time Cancelled

These data/results cannot be reproduced, stored and/or transmitted in whole or in part by any manner of electronic, mechanical, photocopying, recording, broadcasting or otherwise now known or herein after developed without the previous express consent by the copyright owner, except for reproduction in daily press and regular printed publications on sale to the public within 60 days of the event related to those data/results and always provided that copyright symbol appears together as follows below.

© DORNA WSBK ORGANIZATION Srl 2026



Pirelli Dutch Round, 17-19 April 2026
Chronological Analysis Race 2

Start at 13:00'21.257

3 / 4

| | | | | | | | |
|----|--------|--------|--------|--------|----------|-------|--------------|
| 11 | 34.434 | 17.410 | 28.796 | 24.434 | 1'45.074 | 218,2 | 13:19'36.849 |
| 12 | 33.962 | 17.229 | 28.697 | 24.436 | 1'44.324 | 216,4 | 13:21'21.173 |

Race Time 20'59.916

| 18° 12 H. MAIER [1'44.117] | | | | | | | |
|----------------------------|--------|--------|--------|--------|-----------|-------|--------------|
| Lap | Seg1 | Seg2 | Seg3 | Seg4 | Lap Time | km/h | Local Time |
| 1 | | 17.398 | 29.595 | 24.160 | 1'52.393 | 221,3 | 13:02'13.650 |
| 2 | 34.066 | 17.347 | 28.998 | 24.126 | 1'44.537 | 222,2 | 13:03'58.187 |
| 3 | 34.063 | 17.033 | 28.972 | 24.327 | 1'44.395 | 224,1 | 13:05'42.582 |
| 4 | 35.615 | 17.248 | 28.974 | 24.066 | 1'45.903 | 221,8 | 13:07'28.485 |
| 5 | 33.922 | 17.222 | 28.867 | 24.324 | 1'44.335C | 219,1 | 13:09'12.820 |
| 6 | 33.936 | 17.272 | 28.772 | 24.190 | 1'44.170C | 220,4 | 13:10'56.990 |
| 7 | 33.986 | 17.295 | 28.714 | 24.214 | 1'44.209 | 218,6 | 13:12'41.199 |
| 8 | 33.803 | 17.149 | 28.899 | 24.266 | 1'44.117 | 220,9 | 13:14'25.316 |
| 9 | 34.043 | 17.215 | 28.859 | 24.094 | 1'44.211 | 221,8 | 13:16'09.527 |
| 10 | 33.917 | 17.507 | 29.019 | 24.481 | 1'44.924 | 216,0 | 13:17'54.451 |
| 11 | 34.242 | 17.326 | 28.816 | 24.403 | 1'44.787 | 217,7 | 13:19'39.238 |
| 12 | 34.229 | 17.113 | 29.051 | 24.653 | 1'45.046 | 220,0 | 13:21'24.284 |

Race Time 21'03.027

| 19° 33 G. SANCHEZ [1'44.051] | | | | | | | |
|------------------------------|--------|--------|--------|--------|-----------|-------|--------------|
| Lap | Seg1 | Seg2 | Seg3 | Seg4 | Lap Time | km/h | Local Time |
| 1 | | 17.281 | 28.688 | 24.305 | 1'50.557 | 229,3 | 13:02'11.814 |
| 2 | 34.096 | 17.357 | 28.868 | 24.527 | 1'44.848 | 220,9 | 13:03'56.662 |
| 3 | 34.336 | 17.123 | 28.801 | 24.754 | 1'45.014 | 223,1 | 13:05'41.676 |
| 4 | 33.619 | 17.118 | 28.506 | 24.844 | 1'44.087 | 219,5 | 13:07'25.763 |
| 5 | 33.844 | 17.126 | 28.706 | 24.230 | 1'43.906C | 220,9 | 13:09'09.669 |
| 6 | 34.045 | 17.556 | 28.718 | 24.255 | 1'44.574 | 214,3 | 13:10'54.243 |
| 7 | 34.083 | 17.345 | 28.643 | 24.604 | 1'44.675 | 221,8 | 13:12'38.918 |
| 8 | 34.286 | 17.327 | 28.766 | 24.730 | 1'45.109 | 226,4 | 13:14'24.027 |
| 9 | 34.102 | 17.129 | 28.531 | 24.289 | 1'44.051 | 220,9 | 13:16'08.078 |
| 10 | 34.308 | 17.328 | 28.767 | 24.396 | 1'44.799 | 218,2 | 13:17'52.877 |
| 11 | 34.907 | 17.544 | 29.237 | 24.788 | 1'46.476 | 222,7 | 13:19'39.353 |
| 12 | 34.447 | 17.065 | 29.022 | 24.612 | 1'45.146 | 225,9 | 13:21'24.499 |

Race Time 21'03.242

| 20° 66 P. TONN [1'43.771] | | | | | | | |
|---------------------------|--------|--------|--------|--------|-----------|-------|--------------|
| Lap | Seg1 | Seg2 | Seg3 | Seg4 | Lap Time | km/h | Local Time |
| 1 | | 17.536 | 29.361 | 24.639 | 1'53.044 | 228,8 | 13:02'14.301 |
| 2 | 34.102 | 17.033 | 28.860 | 24.446 | 1'44.441 | 226,9 | 13:03'58.742 |
| 3 | 34.045 | 17.189 | 28.700 | 24.419 | 1'44.353 | 224,1 | 13:05'43.095 |
| 4 | 34.301 | 17.114 | 28.615 | 24.340 | 1'44.370 | 224,5 | 13:07'27.465 |
| 5 | 33.793 | 17.068 | 28.730 | 24.244 | 1'43.835C | 225,5 | 13:09'11.300 |
| 6 | 33.764 | 16.985 | 28.748 | 24.274 | 1'43.771 | 223,6 | 13:10'55.071 |
| 7 | 33.855 | 17.106 | 28.778 | 24.315 | 1'44.054 | 224,5 | 13:12'39.125 |
| 8 | 34.149 | 17.430 | 28.795 | 24.406 | 1'44.780 | 227,4 | 13:14'23.905 |
| 9 | 33.906 | 17.076 | 28.652 | 24.360 | 1'43.994 | 231,3 | 13:16'07.899 |
| 10 | 33.934 | 17.265 | 29.140 | 24.972 | 1'45.311C | 220,4 | 13:17'53.219 |
| 11 | 34.641 | 17.492 | 29.136 | 24.573 | 1'45.842 | 224,1 | 13:19'39.052 |
| 12 | 34.212 | 17.266 | 29.003 | 24.766 | 1'45.247 | 220,4 | 13:21'24.299 |

Race Time 21'03.042 + 0.243Pen

| 21° 89 T. AKSU [1'43.885] | | | | | | | |
|---------------------------|--------|--------|--------|--------|-----------|-------|--------------|
| Lap | Seg1 | Seg2 | Seg3 | Seg4 | Lap Time | km/h | Local Time |
| 1 | | 17.139 | 28.994 | 24.213 | 1'51.498 | 224,5 | 13:02'12.755 |
| 2 | 33.959 | 17.127 | 28.815 | 24.819 | 1'44.720 | 227,8 | 13:03'57.475 |
| 3 | 34.448 | 16.931 | 28.744 | 24.702 | 1'44.825 | 223,1 | 13:05'42.300 |
| 4 | 33.853 | 17.035 | 28.761 | 24.595 | 1'44.244C | 225,5 | 13:07'26.544 |
| 5 | 34.226 | 17.249 | 28.527 | 24.368 | 1'44.370C | 221,8 | 13:09'10.914 |
| 6 | 33.651 | 17.170 | 28.746 | 24.318 | 1'43.885 | 220,0 | 13:10'54.799 |
| 7 | 33.886 | 17.094 | 28.642 | 24.318 | 1'43.940 | 224,1 | 13:12'38.739 |
| 8 | 34.052 | 17.227 | 28.717 | 24.803 | 1'44.799 | 218,6 | 13:14'23.538 |
| 9 | 36.436 | 17.380 | 28.781 | 24.258 | 1'46.855 | 220,4 | 13:16'10.393 |
| 10 | 33.947 | 17.286 | 28.779 | 24.287 | 1'44.299 | 220,0 | 13:17'54.692 |
| 11 | 34.325 | 17.541 | 29.060 | 24.433 | 1'45.359 | 220,0 | 13:19'40.051 |
| 12 | 34.258 | 17.479 | 28.964 | 24.222 | 1'44.923 | 221,3 | 13:21'24.974 |

Race Time 21'03.717

| 22° 39 J. RISUENO [1'44.020] | | | | | | | |
|------------------------------|--------|--------|--------|--------|-----------|-------|--------------|
| Lap | Seg1 | Seg2 | Seg3 | Seg4 | Lap Time | km/h | Local Time |
| 1 | | 17.320 | 28.688 | 24.513 | 1'50.448 | 228,3 | 13:02'11.705 |
| 2 | 34.309 | 17.327 | 28.735 | 24.549 | 1'44.920 | 222,7 | 13:03'56.625 |
| 3 | 33.985 | 17.238 | 28.875 | 24.631 | 1'44.729 | 216,9 | 13:05'41.354 |
| 4 | 33.630 | 17.211 | 28.664 | 24.625 | 1'44.130 | 217,3 | 13:07'25.484 |
| 5 | 33.677 | 17.349 | 28.730 | 24.841 | 1'44.597C | 215,1 | 13:09'10.081 |
| 6 | 33.686 | 17.263 | 28.768 | 24.497 | 1'44.214 | 219,1 | 13:10'54.295 |
| 7 | 33.797 | 17.159 | 28.693 | 24.371 | 1'44.020 | 219,1 | 13:12'38.315 |
| 8 | 33.977 | 17.394 | 28.953 | 24.700 | 1'45.024 | 221,3 | 13:14'23.339 |
| 9 | 33.626 | 17.233 | 28.742 | 24.930 | 1'44.531 | 217,7 | 13:16'07.870 |
| 10 | 34.430 | 17.291 | 28.796 | 24.390 | 1'44.907C | 218,2 | 13:17'52.777 |
| 11 | 34.469 | 17.661 | 29.362 | 24.461 | 1'45.953 | 218,2 | 13:19'38.730 |
| 12 | 34.277 | 17.413 | 29.025 | 25.764 | 1'46.479 | 216,9 | 13:21'25.209 |

Race Time 21'03.952

| 23° 16 A. FUERTES [1'43.986] | | | | | | | |
|------------------------------|--------|--------|--------|--------|-----------|-------|--------------|
| Lap | Seg1 | Seg2 | Seg3 | Seg4 | Lap Time | km/h | Local Time |
| 1 | | 17.269 | 28.857 | 24.174 | 1'50.694 | 225,5 | 13:02'11.951 |
| 2 | 34.140 | 17.346 | 28.825 | 24.505 | 1'44.816 | 225,9 | 13:03'56.767 |
| 3 | 34.043 | 17.120 | 28.853 | 24.808 | 1'44.824 | 220,9 | 13:05'41.591 |
| 4 | 34.299 | 17.129 | 29.060 | 24.426 | 1'44.914 | 223,1 | 13:07'26.505 |
| 5 | 33.868 | 17.267 | 28.633 | 24.744 | 1'44.512C | 219,1 | 13:09'11.017 |
| 6 | 34.229 | 17.104 | 28.866 | 24.103 | 1'44.302 | 222,7 | 13:10'55.319 |
| 7 | 33.869 | 17.080 | 28.680 | 24.357 | 1'43.986 | 221,8 | 13:12'39.305 |
| 8 | 34.155 | 17.423 | 28.746 | 24.749 | 1'45.073 | 221,8 | 13:14'24.378 |
| 9 | 33.892 | 17.430 | 28.833 | 24.284 | 1'44.439 | 223,6 | 13:16'08.817 |
| 10 | 33.957 | 17.118 | 28.713 | 24.630 | 1'44.418 | 221,3 | 13:17'53.235 |
| 11 | 34.112 | 17.572 | 29.407 | 24.782 | 1'45.873 | 219,1 | 13:19'39.108 |
| 12 | 34.547 | 17.077 | 29.088 | 24.570 | 1'45.282 | 223,6 | 13:21'24.390 |

Race Time 21'03.133 + 3.000Pen

| 24° 41 I. PERISTERAS [1'43.974] | | | | | | | |
|---------------------------------|--------|--------|--------|--------|-----------|-------|--------------|
| Lap | Seg1 | Seg2 | Seg3 | Seg4 | Lap Time | km/h | Local Time |
| 1 | | 17.459 | 28.894 | 24.466 | 1'51.675 | 225,9 | 13:02'12.932 |
| 2 | 34.456 | 17.120 | 28.797 | 24.324 | 1'44.697 | 227,8 | 13:03'57.629 |
| 3 | 37.172 | 17.079 | 28.656 | 24.409 | 1'47.316 | 222,7 | 13:05'44.945 |
| 4 | 33.972 | 17.078 | 28.540 | 24.384 | 1'43.974 | 221,8 | 13:07'28.919 |
| 5 | 33.789 | 17.154 | 28.718 | 24.199 | 1'43.860C | 222,2 | 13:09'12.779 |
| 6 | 33.745 | 17.226 | 28.831 | 24.240 | 1'44.042C | 220,9 | 13:10'56.821 |
| 7 | 33.895 | 17.235 | 28.858 | 24.269 | 1'44.257 | 219,1 | 13:12'41.078 |
| 8 | 33.743 | 17.165 | 28.926 | 24.269 | 1'44.103 | 219,5 | 13:14'25.181 |
| 9 | 34.068 | 17.196 | 28.915 | 24.398 | 1'44.577 | 220,9 | 13:16'09.758 |
| 10 | 33.887 | 17.447 | 29.096 | 24.674 | 1'45.104 | 222,7 | 13:17'54.862 |
| 11 | 35.129 | 17.636 | 29.389 | 24.613 | 1'46.767 | 219,5 | 13:19'41.629 |
| 12 | 34.313 | 17.552 | 29.289 | 24.776 | 1'45.930 | 218,2 | 13:21'27.559 |

Race Time 21'06.302

| 25° 73 F. SEABRIGHT [1'43.654] | | | | | | | |
|--------------------------------|--------|--------|--------|--------|-----------|-------|--------------|
| Lap | Seg1 | Seg2 | Seg3 | Seg4 | Lap Time | km/h | Local Time |
| 1 | | 17.389 | 28.239 | 24.019 | 1'49.323 | 222,2 | 13:02'10.580 |
| 2 | 36.375 | 17.216 | 28.585 | 24.241 | 1'46.417 | 228,3 | 13:03'56.997 |
| 3 | 36.263 | 17.019 | 28.479 | 23.939 | 1'45.700 | 229,8 | 13:05'42.697 |
| 4 | 35.666 | 16.988 | 28.829 | 24.018 | 1'45.501 | 224,5 | 13:07'28.198 |
| 5 | 33.466 | 16.976 | 28.197 | 23.819 | 1'42.458C | 225,9 | 13:09'10.656 |
| 6 | 43.365 | 17.558 | 28.677 | 24.394 | 1'53.994 | 220,0 | 13:11'04.650 |
| 7 | 33.933 | 17.296 | 28.553 | 24.488 | 1'44.270 | 220,9 | 13:12'48.920 |
| 8 | 33.829 | 17.270 | 28.616 | 24.354 | 1'44.069 | 224,5 | 13:14'32.989 |
| 9 | 33.531 | 17.188 | 28.559 | 24.376 | 1'43.654 | 221,3 | 13:16'16.643 |
| 10 | 33.575 | 17.305 | 28.566 | 24.364 | 1'43.810C | 222,2 | 13:18'00.453 |
| 11 | 34.117 | 17.396 | 28.588 | 24.135 | 1'44.236 | 221,3 | 13:19'44.689 |
| 12 | 33.653 | 17.283 | 28.652 | 24.447 | 1'44.035 | 222,2 | 13:21'28.724 |

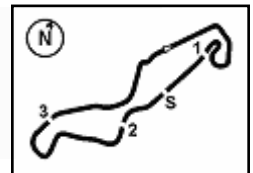
Race Time 21'07.467

| 26° 69 A. DI PERSIO [1'44.675] | | | | | | | |
|--------------------------------|------|--------|--------|--------|----------|-------|--------------|
| Lap | Seg1 | Seg2 | Seg3 | Seg4 | Lap Time | km/h | Local Time |
| 1 | | 17.279 | 29.032 | 24.304 | 1'51.399 | 226,4 | 13:02'12.656 |

19/04/2026 P = Pits In/Out - C = Lap Time Cancelled

These data/results cannot be reproduced, stored and/or transmitted in whole or in part by any manner of electronic, mechanical, photocopying, recording, broadcasting or otherwise now known or herein after developed without the previous express consent by the copyright owner, except for reproduction in daily press and regular printed publications on sale to the public within 60 days of the event related to those data/results and always provided that copyright symbol appears together as follows below.

© DORNA WSBK ORGANIZATION Srl 2026



**Pirelli Dutch Round, 17-19 April 2026
Chronological Analysis Race 2**

Start at 13:00'21.257

4 / 4

| Lap | Seg1 | Seg2 | Seg3 | Seg4 | Lap Time | km/h | Local Time |
|-----|---------------|---------------|---------------|--------|-----------------|--------------|--------------|
| 2 | 34.010 | 17.349 | 29.140 | 24.661 | 1'45.160 | 228,3 | 13:03'57.816 |
| 3 | 34.220 | 17.136 | 28.870 | 24.449 | 1'44.675 | 225,5 | 13:05'42.491 |
| 4 | 34.248 | 17.292 | 28.816 | 24.781 | 1'45.137 | 218,2 | 13:07'27.628 |
| 5 | 34.016 | 17.358 | 28.704 | 24.497 | 1'44.575C | 222,2 | 13:09'12.203 |
| 6 | 33.764 | 17.446 | 28.908 | 24.628 | 1'44.746 | 217,3 | 13:10'56.949 |
| 7 | 34.410 | 17.322 | 28.871 | 24.517 | 1'45.120 | 219,1 | 13:12'42.069 |
| 8 | 33.750 | 17.489 | 28.972 | 24.679 | 1'44.890 | 216,0 | 13:14'26.959 |
| 9 | 33.902 | 17.444 | 28.925 | 24.547 | 1'44.818 | 218,2 | 13:16'11.777 |
| 10 | 33.971 | 17.796 | 29.082 | 24.944 | 1'45.793 | 215,1 | 13:17'57.570 |
| 11 | 34.692 | 18.090 | 29.366 | 24.862 | 1'47.010 | 213,4 | 13:19'44.580 |
| 12 | 34.151 | 17.556 | 29.093 | 24.736 | 1'45.536 | 214,7 | 13:21'30.116 |

Race Time 21'08.859

27° 93 A. AGASKA [1'44.765]

| Lap | Seg1 | Seg2 | Seg3 | Seg4 | Lap Time | km/h | Local Time |
|-----|---------------|---------------|---------------|---------------|-----------------|--------------|--------------|
| 1 | | 17.231 | 29.535 | 24.587 | 1'52.751 | 226,4 | 13:02'14.008 |
| 2 | 34.119 | 17.222 | 28.879 | 24.545 | 1'44.765 | 227,8 | 13:03'58.773 |
| 3 | 34.689 | 17.107 | 28.909 | 24.209 | 1'44.914 | 226,9 | 13:05'43.687 |
| 4 | 34.251 | 17.258 | 29.130 | 24.505 | 1'45.144 | 222,7 | 13:07'28.831 |
| 5 | 34.122 | 17.213 | 28.939 | 24.371 | 1'44.645C | 225,5 | 13:09'13.476 |
| 6 | 34.008 | 17.344 | 29.049 | 24.141 | 1'44.542C | 221,3 | 13:10'58.018 |
| 7 | 34.169 | 17.366 | 29.087 | 24.272 | 1'44.894 | 221,8 | 13:12'42.912 |
| 8 | 34.571 | 17.472 | 29.175 | 24.555 | 1'45.773 | 217,7 | 13:14'28.685 |
| 9 | 34.356 | 17.619 | 29.180 | 24.599 | 1'45.754 | 218,6 | 13:16'14.439 |
| 10 | 34.506 | 17.554 | 29.479 | 24.611 | 1'46.150 | 216,9 | 13:18'00.589 |
| 11 | 34.336 | 17.503 | 28.896 | 24.207 | 1'44.942 | 219,5 | 13:19'45.531 |
| 12 | 34.153 | 17.468 | 28.987 | 24.858 | 1'45.466 | 219,5 | 13:21'30.997 |

Race Time 21'09.740

28° 98 T. BENETTI [1'44.424]

| Lap | Seg1 | Seg2 | Seg3 | Seg4 | Lap Time | km/h | Local Time |
|-----|---------------|---------------|---------------|---------------|-----------------|--------------|--------------|
| 1 | | 17.418 | 29.357 | 24.348 | 1'52.685 | 222,7 | 13:02'13.942 |
| 2 | 33.995 | 17.218 | 28.805 | 28.204 | 1'48.222 | 222,2 | 13:04'02.164 |
| 3 | 35.006 | 17.398 | 29.004 | 24.936 | 1'46.344 | 216,9 | 13:05'48.508 |
| 4 | 34.024 | 17.419 | 28.953 | 24.723 | 1'45.119 | 217,7 | 13:07'33.627 |
| 5 | 33.770 | 17.292 | 28.940 | 24.733 | 1'44.735C | 216,0 | 13:09'18.362 |
| 6 | 33.820 | 17.326 | 29.121 | 24.966 | 1'45.233C | 217,3 | 13:11'03.595 |
| 7 | 33.878 | 17.483 | 29.012 | 24.784 | 1'45.157 | 215,1 | 13:12'48.752 |
| 8 | 33.769 | 17.587 | 28.759 | 24.443 | 1'44.558 | 213,4 | 13:14'33.310 |
| 9 | 33.793 | 17.193 | 28.907 | 24.531 | 1'44.424 | 217,3 | 13:16'17.734 |
| 10 | 33.818 | 17.374 | 29.151 | 24.704 | 1'45.047 | 217,3 | 13:18'02.781 |
| 11 | 34.187 | 17.528 | 29.160 | 24.663 | 1'45.538 | 215,1 | 13:19'48.319 |
| 12 | 34.196 | 17.601 | 29.283 | 24.824 | 1'45.904 | 215,1 | 13:21'34.223 |

Race Time 21'12.966

29° 13 I. SCHUNSELAAR [1'45.363]

| Lap | Seg1 | Seg2 | Seg3 | Seg4 | Lap Time | km/h | Local Time |
|-----|---------------|---------------|---------------|---------------|-----------------|--------------|--------------|
| 1 | | 17.493 | 29.490 | 24.519 | 1'53.198 | 227,8 | 13:02'14.455 |
| 2 | 34.354 | 17.295 | 29.043 | 24.671 | 1'45.363 | 221,3 | 13:03'59.818 |
| 3 | 34.240 | 17.398 | 29.035 | 24.798 | 1'45.471 | 220,0 | 13:05'45.289 |
| 4 | 34.427 | 17.500 | 29.129 | 24.782 | 1'45.838 | 220,4 | 13:07'31.127 |
| 5 | 34.164 | 17.644 | 29.204 | 24.875 | 1'45.887C | 215,1 | 13:09'17.014 |
| 6 | 34.467 | 17.756 | 29.446 | 24.900 | 1'46.569C | 212,2 | 13:11'03.583 |
| 7 | 34.192 | 17.582 | 29.054 | 24.778 | 1'45.606 | 216,4 | 13:12'49.189 |
| 8 | 34.164 | 17.675 | 29.188 | 24.730 | 1'45.757 | 213,9 | 13:14'34.946 |
| 9 | 34.239 | 17.671 | 29.195 | 24.935 | 1'46.040 | 213,9 | 13:16'20.986 |
| 10 | 34.465 | 18.153 | 29.451 | 24.977 | 1'47.046 | 209,3 | 13:18'08.032 |
| 11 | 34.815 | 18.209 | 29.550 | 25.254 | 1'47.828 | 207,7 | 13:19'55.860 |
| 12 | 34.683 | 17.831 | 29.561 | 25.331 | 1'47.406 | 212,6 | 13:21'43.266 |

Race Time 21'22.009

30° 21 T. SOVICKA [1'45.596]

| Lap | Seg1 | Seg2 | Seg3 | Seg4 | Lap Time | km/h | Local Time |
|-----|--------|---------------|---------------|--------|-----------------|--------------|--------------|
| 1 | | | | 24.894 | 2'02.723 | 225,9 | 13:02'23.980 |
| 2 | 34.331 | 17.377 | 29.474 | 24.853 | 1'46.035 | 217,3 | 13:04'10.015 |
| 3 | 34.470 | 17.435 | 29.142 | 24.854 | 1'45.901 | 216,9 | 13:05'55.916 |
| 4 | 34.154 | 17.470 | 29.096 | 24.876 | 1'45.596 | 215,1 | 13:07'41.512 |

RET 11 M. SORRENTI [1'43.844]

| Lap | Seg1 | Seg2 | Seg3 | Seg4 | Lap Time | km/h | Local Time | |
|-----|---------------|---------------|---------------|--------|-----------------|--------------|--------------|--------------|
| 1 | | | 17.152 | 28.901 | 24.195 | 1'50.917 | 221,3 | 13:02'12.174 |
| 2 | 34.365 | 17.220 | 28.885 | 24.524 | 1'44.994 | 222,7 | 13:03'57.168 | |
| 3 | 34.375 | 17.195 | 28.534 | 24.789 | 1'44.893 | 222,7 | 13:05'42.061 | |
| 4 | 33.669 | 17.007 | 28.376 | 24.792 | 1'43.844 | 219,1 | 13:07'25.905 | |
| 5 | 33.851 | 17.150 | 28.645 | 24.619 | 1'44.265C | 218,6 | 13:09'10.170 | |

Race Time 8'48.913

RET 79 T. ALONSO [1'45.395]

| Lap | Seg1 | Seg2 | Seg3 | Seg4 | Lap Time | km/h | Local Time | |
|-----|---------------|---------------|---------------|--------|-----------------|----------|--------------|--------------|
| 1 | | | 17.850 | 29.222 | 24.470 | 1'53.394 | 222,2 | 13:02'14.651 |
| 2 | 34.369 | 17.444 | 28.910 | 24.672 | 1'45.395 | 219,5 | 13:04'00.046 | |
| 3 | 34.537 | 17.510 | 29.848 | 47.815 | 2'09.710P | 215,1 | 13:06'09.756 | |

Race Time 5'48.499

RET 92 G. CAZARD

| Lap | Seg1 | Seg2 | Seg3 | Seg4 | Lap Time | km/h | Local Time |
|-----|------|------|------|------|----------|------|--------------|
| 1 | | | | | | | 226,9 |

Race Time 9:98'7.3

19/04/2026 P = Pits In/Out - C = Lap Time Cancelled

These data/results cannot be reproduced, stored and/or transmitted in whole or in part by any manner of electronic, mechanical, photocopying, recording, broadcasting or otherwise now known or herein after developed without the previous express consent by the copyright owner, except for reproduction in daily press and regular printed publications on sale to the public within 60 days of the event related to those data/results and always provided that copyright symbol appears together as follows below.

© DORNA WSBK ORGANIZATION Srl 2026