

TT Circuit Assen 4.542 m

**Pirelli Dutch Round, 17–19 April 2026
 Biographical Entry List**

No.	Rider (Abbreviation) Age Date of Birth Place of Birth	Nat	Bike Team	Wins 2026	Podiums 2026	Pole 2026	Races 2026	Tyres
1	6 BUIS Jeffrey (Bui) 24 27/12/2001 Meppel	NED	Suzuki GSX-8R Track & Trades Wixx Racing				2	Pirelli 2
2	7 FERNANDEZ Benat (Fer) 18 19/11/2007 San Sebastian	ESP	Kove 450RR Kove Racing Team 109				2	Pirelli 2
3	11 SORRENTI Mattia (Sor) 20 21/05/2005 Torino	ITA	Aprilia RS 660 Factory Revo-M2				2	Pirelli 2
4	12 MAIER Humberto (Mai) 20 28/10/2005 Osasco	BRA	Yamaha YZF-R7 Yamaha AD78 FIMLA by MS Racing				2	Pirelli 2
5*	13 SCHUNSELAAR Indi (Sch) 16 26/01/2010 Bilthoven Utrecht	NED	Yamaha YZF-R7 Indi Racing by Yamaha Ten Kare Racing					Pirelli
6	16 FUERTES Alvaro (Fue) 18 18/06/2007 Valencia	ESP	Kawasaki ZX-6R 636 Deza-Box 77 Racing Team				2	Pirelli 2
7	18 IERACI Bruno (Ier) 25 14/08/2000 Giulianova	ITA	Triumph Daytona 660 CM Triumph Factory Racing				2	Pirelli 2
8	21 SOVICKA Troy (Sov) 17 10/11/2008 Praha	CZE	Yamaha YZF-R7 Panattoni BGR Smrz Racing				1	Pirelli 1
9	23 BARTOLINI Elia (Bar) 22 31/07/2003 Cesena	ITA	Triumph Daytona 660 CM Triumph Factory Racing				2	Pirelli 2
10	26 GENNAI Mirko (Gen) 23 07/03/2003 Firenze	ITA	Yamaha YZF-R7 Panattoni BGR Smrz Racing				2	Pirelli 2
11	27 MULYA Felix (Mul) 18 30/06/2007 Bogor	INA	Yamaha YZF-R7 Progp Nitiracing				1	Pirelli 1
12	33 SANCHEZ Gonzalo (San) 17 20/08/2008 Teruel	ESP	Yamaha YZF-R7 ARCO Yamaha MotoR University Team				1	Pirelli 1
13	34 ARTIGAS Xavi (Art) 22 27/05/2003 Sant Andreu de la Barca	ESP	Kawasaki ZX-6R 636 MTM Kawasaki				2	Pirelli 2
14	38 SALVADOR David (Sal) 22 27/06/2003 Madrid	ESP	Kawasaki ZX-6R 636 Team ProDina Kawasaki XCI		2		2	Pirelli 2
15	39 RISUENO Juan (Ris) 18 29/07/2007 Cartagena	ESP	Kawasaki ZX-6R 636 Pons Motosport Italika Racing				2	Pirelli 2
16	40 CORREA Julian (Cor) 17 21/10/2008 Florida	USA	Kawasaki ZX-6R 636 Pons Motosport Italika Racing				2	Pirelli 2
17	41 PERISTERAS Ioannis (Per) 20 21/04/2005 Marousi	GRE	Aprilia RS 660 Factory MMR				2	Pirelli 2
18	43 GAGGI Marco (Gag) 22 25/12/2003 Fano	ITA	Yamaha YZF-R7 Team BrCorse				2	Pirelli 2
19	47 TORRES Antonio (Tor) 18 02/08/2007 Sevilla	ESP	Kawasaki ZX-6R 636 Team ProDina Kawasaki XCI	1	2		2	Pirelli 2
20	50 THOMPSON Carter (Tho) 18 29/11/2007 New Lombton Heights	AUS	Yamaha YZF-R7 Team BrCorse				2	Pirelli 2
21	55 DESSOY Harrison (Des) 20 29/07/2005 Basildon	GBR	Triumph Daytona 660 PHR Performance Triumph				1	Pirelli 1
22	65 FLEERACKERS Ferre (Fie) 19 31/08/2006 Lier	BEL	Suzuki GSX-8R Track & Trades Wixx Racing		1		2	Pirelli 2
23	66 TONN Phillip (Ton) 20 22/08/2005 Werdau	GER	Kove 450RR Kove Racing Team 109				2	Pirelli 2
24	68 BEEKMANS Kas (Bee) 21 17/05/2004 Hertogenbosch	NED	Suzuki GSX-8R VLR Racing Team Suzuki				1	Pirelli 1
25	69 DI PERSIO Alessandro (DiP) 19 28/03/2007 Chieti	ITA	Yamaha YZF-R7 ARCO Yamaha MotoR University Team				2	Pirelli 2
26	71 VENEMAN Loris (Ven) 19 10/09/2006 Dal'fsen	NED	Kawasaki ZX-6R 636 MTM Kawasaki	1	1		2	Pirelli 2
27	73 SEABRIGHT Fenton (Sea) 23 14/06/2002 Chelmsford	GBR	Triumph Daytona 660 PHR Performance Triumph					Pirelli
28	77 OSUNA Jose (Osu) 19 06/02/2007 Écija	ESP	Kawasaki ZX-6R 636 Deza-Box 77 Racing Team				1	Pirelli 1
29	79 ALONSO Tomas (Alo) 23 07/09/2002 Loures	POR	Yamaha YZF-R7 Miguel Oliveira Team				2	Pirelli 2
30	89 AKSU Taiyo (Aks) 19 28/01/2007 Ehime	AUS	Yamaha YZF-R7 PATA AG Motorsport Italia				2	Pirelli 2
31	91 VANNUCCI Matteo (Van) 22 19/05/2003 Bagno a Ripoli	ITA	Aprilia RS 660 Factory Revo-M2			1	2	Pirelli 2
32	92 CAZARD Gabin (Caz) 22 18/12/2003 Paris	FRA	Yamaha YZF-R7 Yamaha AD78 FIMLA by MS Racing			1	2	Pirelli 2
33	93 AGASKA Arai (Aga) 18 03/03/2008 Mataram	INA	Yamaha YZF-R7 Progp Nitiracing				2	Pirelli 2
34	98 BENETTI Thomas (Ben) 16 17/05/2009	ITA	Aprilia RS 660 Factory MMR				1	Pirelli 1

17/04/2026

* = Wild Card

** = One Event

Pirelli Dutch Round, 17-19 April 2026
Results Free Practice

TT Circuit Assen 4.542 m

1 / 2

No.	Rider	Nat	Team	Bike	Time	Gap	Rel.	Laps	Speed	
									Avg	Max
1	71 L. VENEMAN	NED	MTM Kawasaki	Kawasaki ZX-6R 636	1'42.792			9	159,071	222,2
2	6 J. BUIS	NED	Track & Trades Wixx Racing	Suzuki GSX-8R	1'43.127	0.335	0.335	14	158,554	218,2
3	7 B. FERNANDEZ	ESP	Kove Racing Team 109	Kove 450RR	1'43.344	0.552	0.217	14	158,221	223,1
4	65 F. FLEERACKERS	BEL	Track & Trades Wixx Racing	Suzuki GSX-8R	1'43.413	0.621	0.069	13	158,116	225,9
5	34 X. ARTIGAS	ESP	MTM Kawasaki	Kawasaki ZX-6R 636	1'43.513	0.721	0.100	11	157,963	222,7
6	91 M. VANNUCCI	ITA	Revo-M2	Aprilia RS 660 Factory	1'43.700	0.908	0.187	10	157,678	216,4
7	18 B. IERACI	ITA	CM Triumph Factory Racing	Triumph Daytona 660	1'43.731	0.939	0.031	14	157,631	217,7
8	68 K. BEEKMANS	NED	VLR Racing Team Suzuki	Suzuki GSX-8R	1'43.843	1.051	0.112	10	157,461	221,8
9	23 E. BARTOLINI	ITA	CM Triumph Factory Racing	Triumph Daytona 660	1'43.856	1.064	0.013	13	157,441	216,4
10	50 C. THOMPSON	AUS	Team BrCorse	Yamaha YZF-R7	1'43.898	1.106	0.042	11	157,377	221,8
11	38 D. SALVADOR	ESP	Team ProDina Kawasaki XCI	Kawasaki ZX-6R 636	1'43.907	1.115	0.009	12	157,364	221,8
12	73 F. SEABRIGHT	GBR	PHR Performance Triumph	Triumph Daytona 660	1'43.931	1.139	0.024	14	157,327	224,1
13	43 M. GAGGI	ITA	Team BrCorse	Yamaha YZF-R7	1'43.963	1.171	0.032	11	157,279	223,6
14	55 H. DESSOY	GBR	PHR Performance Triumph	Triumph Daytona 660	1'44.470	1.678	0.507	11	156,516	222,2
15	39 J. RISUENO	ESP	Pons Motosport Italika Racing	Kawasaki ZX-6R 636	1'44.499	1.707	0.029	12	156,472	220,9
16	12 H. MAIER	BRA	Yamaha AD78 FIMLA by MS Racing	Yamaha YZF-R7	1'44.610	1.818	0.111	11	156,306	221,3
17	40 J. CORREA	USA	Pons Motosport Italika Racing	Kawasaki ZX-6R 636	1'44.620	1.828	0.010	13	156,291	222,2
18	27 F. MULYA	INA	Progp Nitiracing	Yamaha YZF-R7	1'44.621	1.829	0.001	11	156,290	226,4
19	77 J. OSUNA	ESP	Deza-Box 77 Racing Team	Kawasaki ZX-6R 636	1'44.672	1.880	0.051	11	156,214	217,3
20	16 A. FUERTES	ESP	Deza-Box 77 Racing Team	Kawasaki ZX-6R 636	1'44.767	1.975	0.095	12	156,072	219,5
21	47 A. TORRES	ESP	Team ProDina Kawasaki XCI	Kawasaki ZX-6R 636	1'44.817	2.025	0.050	13	155,998	223,1
22	26 M. GENNAI	ITA	Panattoni BGR Smrz Racing	Yamaha YZF-R7	1'44.917	2.125	0.100	10	155,849	215,1
23	98 T. BENETTI	ITA	MMR	Aprilia RS 660 Factory	1'45.073	2.281	0.156	13	155,618	221,3
24	11 M. SORRENTI	ITA	Revo-M2	Aprilia RS 660 Factory	1'45.201	2.409	0.128	12	155,428	217,3
25	69 A. DI PERSIO	ITA	ARCO Yamaha MotoR University Team	Yamaha YZF-R7	1'45.254	2.462	0.053	11	155,350	223,6
26	21 T. SOVICKA	CZE	Panattoni BGR Smrz Racing	Yamaha YZF-R7	1'45.264	2.472	0.010	12	155,335	222,7
27	33 G. SANCHEZ	ESP	ARCO Yamaha MotoR University Team	Yamaha YZF-R7	1'45.482	2.690	0.218	12	155,014	222,2
28	92 G. CAZARD	FRA	Yamaha AD78 FIMLA by MS Racing	Yamaha YZF-R7	1'45.635	2.843	0.153	13	154,790	219,1
29	89 T. AKSU	AUS	PATA AG Motorsport Italia	Yamaha YZF-R7	1'45.870	3.078	0.235	11	154,446	219,1
30	66 P. TONN	GER	Kove Racing Team 109	Kove 450RR	1'46.157	3.365	0.287	10	154,028	217,7
31	93 A. AGASKA	INA	Progp Nitiracing	Yamaha YZF-R7	1'46.265	3.473	0.108	11	153,872	223,6
32	79 T. ALONSO	PDR	Miguel Oliveira Team	Yamaha YZF-R7	1'46.289	3.497	0.024	10	153,837	213,4
33	13 I. SCHUNSELAAR	NED	Indi Racing by Yamaha Ten Kare Racing	Yamaha YZF-R7	1'46.307	3.515	0.018	13	153,811	218,6
34	41 I. PERISTERAS	GRE	MMR	Aprilia RS 660 Factory	1'47.210	4.418	0.903	10	152,516	215,1

Qualifying Lap Time (105% of 1'42.792): 1'47.932

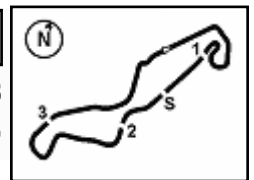
AIR	Humidity:	71%	Temp:	14°C
TRACK	Condition:	Dry	Temp:	17°C

17/04/2026 Start 09:40 End 10:08 The results are provisional until the end of the time limit for protests and appeals and the completion of the technical checks.

Clerk Of The Course: **Roland Brontsema**
Publication Time: **10:14**

These data/results cannot be reproduced, stored and/or transmitted in whole or in part by any manner of electronic, mechanical, photocopying, recording, broadcasting or otherwise now known or herein after developed without the previous express consent by the copyright owner, except for reproduction in daily press and regular printed publications on sale to the public within 60 days of the event related to those data/results and always provided that copyright symbol appears together as follows below.

© DORNA WSBK ORGANIZATION Srl 2026



Pirelli Dutch Round, 17-19 April 2026
Results Free Practice

Session Highlights

Local Time	No. Rider	Description
09.40.00		Start of Session
09.43.53	41 I. PERISTERAS	#41 Lap Time Cancelled [First Lap] - Exceeded Track Limits - Turn 18
09.45.12	18 B. IERACI	#18 Lap Time Cancelled [1'46.826] - Exceeded Track Limits - Turn 18
09.47.43	12 H. MAIER	#12 Lap Time Cancelled [First Lap] - Exceeded Track Limits - Turn 18
09.48.55	26 M. GENNAI	#26 Lap Time Cancelled [1'47.738] - Exceeded Track Limits - Turn 18
09.50.11	43 M. GAGGI	#43 Lap Time Cancelled [1'47.043] - Exceeded Track Limits - Turn 18
09.51.43	66 P. TONN	#66 RACELINK IS OFF
09.51.53	6 J. BUIS	#6 Lap Time Cancelled [1'48.718] - Exceeded Track Limits - Turn 18
09.52.17	66 P. TONN	#66 BLACK FLAG - RACELINK IS OFF
09.53.29	12 H. MAIER	#12 Lap Time Cancelled [1'44.904] - Exceeded Track Limits - Turn 18
09.54.08	41 I. PERISTERAS	#41 Lap Time Cancelled [1'46.776] - Exceeded Track Limits - Turn 18
09.55.07	12 H. MAIER	#12 Lap Time Cancelled [1'52.381] - Exceeded Track Limits - Turn 18
09.56.13	98 T. BENETTI	#98 Lap Time Cancelled [1'46.788] - Exceeded Track Limits - Turn 17
09.56.23	98 T. BENETTI	#98 Current Lap Time Cancelled - Course Cutting - Turn 17
09.56.40	98 T. BENETTI	#98 Lap Time Cancelled [1'47.151] - Exceeded Track Limits - Turn 17
09.57.07	6 J. BUIS	#6 Lap Time Cancelled [1'46.132] - Exceeded Track Limits - Turn 15
09.59.18	12 H. MAIER	#12 Lap Time Cancelled [1'44.082] - Exceeded Track Limits - Turn 17
09.59.54	91 M. VANNUCCI	#91 Lap Time Cancelled [7'30.857] - Exceeded Track Limits - Turn 17
10.01.30	26 M. GENNAI	#26 Lap Time Cancelled [1'46.539] - Exceeded Track Limits - Turn 18
10.04.42	91 M. VANNUCCI	#91 Lap Cancelled [1'45.991] - Exceeded Track Limits on Previous Lap - Turn 17
10.05.15	41 I. PERISTERAS	#41 Must immediately leave the track - Technical Problem
10.06.54	47 A. TORRES	#47 Lap Time Cancelled [1'46.291] - Exceeded Track Limits - Turn 17
10.07.26	47 A. TORRES	#47 Lap Cancelled [1'47.663] - Exceeded Track Limits on Previous Lap - Turn 17
10.07.45	38 D. SALVADOR	#38 Lap Time Cancelled [1'46.075] - Exceeded Track Limits - Turn 18
10.09.24	6 J. BUIS	#6 Lap Time Cancelled [1'44.040] - Exceeded Track Limits - Turn 18
10.10.49	73 F. SEABRIGHT	#73 Lap Time Cancelled [1'44.110] - Exceeded Track Limits - Turn 18
10.10.53		End of Session

Fastest Laps Sequence

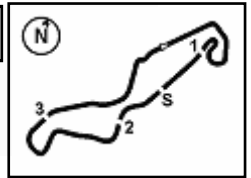
No.	Rider	Nat	Team	Bike	Local Time	Time	Gap	Avg
7	B. FERNANDEZ	ESP	Kove Racing Team 109	Kove 450RR	09:43'42.892	1'47.499		152,106
91	M. VANNUCCI	ITA	Revo-M2	Aprilia RS 660 Factory	09:43'44.058	1'45.775	-1.724	154,585
6	J. BUIS	NED	Track & Trades Wixx Racing	Suzuki GSX-8R	09:43'44.155	1'45.265	-0.510	155,334
71	L. VENEMAN	NED	MTM Kawasaki	Kawasaki ZX-6R 636	09:44'16.858	1'43.889	-1.376	157,391
6	J. BUIS	NED	Track & Trades Wixx Racing	Suzuki GSX-8R	09:47'11.687	1'43.449	-0.440	158,060
6	J. BUIS	NED	Track & Trades Wixx Racing	Suzuki GSX-8R	09:52'27.607	1'43.326	-0.123	158,249
6	J. BUIS	NED	Track & Trades Wixx Racing	Suzuki GSX-8R	09:54'10.734	1'43.127	-0.199	158,554
71	L. VENEMAN	NED	MTM Kawasaki	Kawasaki ZX-6R 636	09:54'32.667	1'42.792	-0.335	159,071

17/04/2026 Start 09:40 End 10:08 The results are provisional until the end of the time limit for protests and appeals and the completion of the technical checks.

Clerk Of The Course: **Roland Brontsema**
Publication Time: **10:14**

These data/results cannot be reproduced, stored and/or transmitted in whole or in part by any manner of electronic, mechanical, photocopying, recording, broadcasting or otherwise now known or herein after developed without the previous express consent by the copyright owner, except for reproduction in daily press and regular printed publications on sale to the public within 60 days of the event related to those data/results and always provided that copyright symbol appears together as follows below.

© DORNA WSBK ORGANIZATION Srl 2026



Pirelli Dutch Round, 17-19 April 2026
Best Sectors & Speed Free Practice

BEST LAP		
1	71 L. VENEMAN	Kawasaki ZX-6R 636 1'42.792
2	6 J. BUIS	Suzuki GSX-8R 1'43.127
3	7 B. FERNANDEZ	Kove 450RR 1'43.344
4	65 F. FLEERACKERS	Suzuki GSX-8R 1'43.413
5	34 X. ARTIGAS	Kawasaki ZX-6R 636 1'43.513
6	91 M. VANNUCCI	Aprilia RS 660 Factory 1'43.700
7	18 B. IERACI	Triumph Daytona 660 1'43.731
8	68 K. BEEKMANS	Suzuki GSX-8R 1'43.843
9	23 E. BARTOLINI	Triumph Daytona 660 1'43.856
10	50 C. THOMPSON	Yamaha YZF-R7 1'43.898
11	38 D. SALVADOR	Kawasaki ZX-6R 636 1'43.907
12	73 F. SEABRIGHT	Triumph Daytona 660 1'43.931
13	43 M. GAGGI	Yamaha YZF-R7 1'43.963
14	55 H. DESSOY	Triumph Daytona 660 1'44.470
15	39 J. RISUENO	Kawasaki ZX-6R 636 1'44.499
16	12 H. MAIER	Yamaha YZF-R7 1'44.610
17	40 J. CORREA	Kawasaki ZX-6R 636 1'44.620
18	27 F. MULYA	Yamaha YZF-R7 1'44.621
19	77 J. OSUNA	Kawasaki ZX-6R 636 1'44.672
20	16 A. FUERTES	Kawasaki ZX-6R 636 1'44.767
21	47 A. TORRES	Kawasaki ZX-6R 636 1'44.817
22	26 M. GENNAI	Yamaha YZF-R7 1'44.917
23	98 T. BENETTI	Aprilia RS 660 Factory 1'45.073
24	11 M. SORRENTI	Aprilia RS 660 Factory 1'45.201
25	69 A. DI PERSIO	Yamaha YZF-R7 1'45.254
26	21 T. SOVICKA	Yamaha YZF-R7 1'45.264
27	33 G. SANCHEZ	Yamaha YZF-R7 1'45.482
28	92 G. CAZARD	Yamaha YZF-R7 1'45.635
29	89 T. AKSU	Yamaha YZF-R7 1'45.870
30	66 P. TONN	Kove 450RR 1'46.157
31	93 A. AGASKA	Yamaha YZF-R7 1'46.265
32	79 T. ALONSO	Yamaha YZF-R7 1'46.289
33	13 I. SCHUNSELAAR	Yamaha YZF-R7 1'46.307
34	41 I. PERISTERAS	Aprilia RS 660 Factory 1'47.210

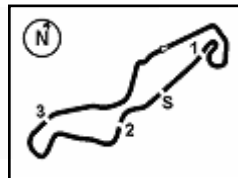
SPEED		
1	27 F. MULYA	Yamaha YZF-R7 226,4
2	65 F. FLEERACKERS	Suzuki GSX-8R 225,9
3	73 F. SEABRIGHT	Triumph Daytona 660 224,1
4	69 A. DI PERSIO	Yamaha YZF-R7 223,6
5	93 A. AGASKA	Yamaha YZF-R7 223,6
6	43 M. GAGGI	Yamaha YZF-R7 223,6
7	47 A. TORRES	Kawasaki ZX-6R 636 223,1
8	7 B. FERNANDEZ	Kove 450RR 223,1
9	21 T. SOVICKA	Yamaha YZF-R7 222,7
10	34 X. ARTIGAS	Kawasaki ZX-6R 636 222,7
11	33 G. SANCHEZ	Yamaha YZF-R7 222,2
12	40 J. CORREA	Kawasaki ZX-6R 636 222,2
13	55 H. DESSOY	Triumph Daytona 660 222,2
14	71 L. VENEMAN	Kawasaki ZX-6R 636 222,2
15	50 C. THOMPSON	Yamaha YZF-R7 221,8
16	38 D. SALVADOR	Kawasaki ZX-6R 636 221,8
17	68 K. BEEKMANS	Suzuki GSX-8R 221,8
18	98 T. BENETTI	Aprilia RS 660 Factory 221,3
19	12 H. MAIER	Yamaha YZF-R7 221,3
20	39 J. RISUENO	Kawasaki ZX-6R 636 220,9
21	16 A. FUERTES	Kawasaki ZX-6R 636 219,5
22	92 G. CAZARD	Yamaha YZF-R7 219,1
23	89 T. AKSU	Yamaha YZF-R7 219,1
24	13 I. SCHUNSELAAR	Yamaha YZF-R7 218,6
25	6 J. BUIS	Suzuki GSX-8R 218,2
26	66 P. TONN	Kove 450RR 217,7
27	18 B. IERACI	Triumph Daytona 660 217,7
28	11 M. SORRENTI	Aprilia RS 660 Factory 217,3
29	77 J. OSUNA	Kawasaki ZX-6R 636 217,3
30	23 E. BARTOLINI	Triumph Daytona 660 216,4
31	91 M. VANNUCCI	Aprilia RS 660 Factory 216,4
32	26 M. GENNAI	Yamaha YZF-R7 215,1
33	41 I. PERISTERAS	Aprilia RS 660 Factory 215,1
34	79 T. ALONSO	Yamaha YZF-R7 213,4

SEG. 1			SEG. 2			SEG. 3			SEG. 4		
1	71 L. VENEMAN	33.366	1	65 F. FLEERACKERS	16.984	1	7 B. FERNANDEZ	28.337	1	6 J. BUIS	23.803
2	6 J. BUIS	33.488	2	71 L. VENEMAN	16.995	2	91 M. VANNUCCI	28.373	2	71 L. VENEMAN	23.845
3	73 F. SEABRIGHT	33.571	3	34 X. ARTIGAS	17.044	3	6 J. BUIS	28.424	3	38 D. SALVADOR	23.986
4	7 B. FERNANDEZ	33.574	4	68 K. BEEKMANS	17.091	4	71 L. VENEMAN	28.432	4	91 M. VANNUCCI	23.987
5	23 E. BARTOLINI	33.625	5	91 M. VANNUCCI	17.093	5	43 M. GAGGI	28.500	5	65 F. FLEERACKERS	23.988
6	43 M. GAGGI	33.633	6	6 J. BUIS	17.103	6	73 F. SEABRIGHT	28.519	6	7 B. FERNANDEZ	24.026
7	65 F. FLEERACKERS	33.634	7	50 C. THOMPSON	17.114	7	68 K. BEEKMANS	28.554	7	40 J. CORREA	24.062
8	38 D. SALVADOR	33.636	8	7 B. FERNANDEZ	17.158	8	23 E. BARTOLINI	28.564	8	34 X. ARTIGAS	24.078
9	34 X. ARTIGAS	33.641	9	18 B. IERACI	17.195	9	65 F. FLEERACKERS	28.574	9	18 B. IERACI	24.134
10	18 B. IERACI	33.704	10	38 D. SALVADOR	17.204	10	38 D. SALVADOR	28.589	10	50 C. THOMPSON	24.141
11	91 M. VANNUCCI	33.792	11	55 H. DESSOY	17.213	11	18 B. IERACI	28.604	11	43 M. GAGGI	24.151
12	39 J. RISUENO	33.806	12	43 M. GAGGI	17.248	12	34 X. ARTIGAS	28.624	12	23 E. BARTOLINI	24.183
13	50 C. THOMPSON	33.834	13	47 A. TORRES	17.261	13	11 M. SORRENTI	28.690	13	27 F. MULYA	24.196
14	55 H. DESSOY	33.850	14	23 E. BARTOLINI	17.263	14	55 H. DESSOY	28.696	14	55 H. DESSOY	24.213
15	12 H. MAIER	33.879	15	27 F. MULYA	17.282	15	77 J. OSUNA	28.708	15	98 T. BENETTI	24.219
16	27 F. MULYA	33.893	16	12 H. MAIER	17.298	16	27 F. MULYA	28.713	16	16 A. FUERTES	24.223
17	68 K. BEEKMANS	33.893	17	16 A. FUERTES	17.305	17	40 J. CORREA	28.722	17	68 K. BEEKMANS	24.250
18	77 J. OSUNA	34.016	18	73 F. SEABRIGHT	17.324	18	12 H. MAIER	28.727	18	12 H. MAIER	24.346
19	40 J. CORREA	34.031	19	77 J. OSUNA	17.329	19	39 J. RISUENO	28.727	19	73 F. SEABRIGHT	24.401
20	69 A. DI PERSIO	34.033	20	40 J. CORREA	17.379	20	69 A. DI PERSIO	28.747	20	77 J. OSUNA	24.406
21	26 M. GENNAI	34.037	21	39 J. RISUENO	17.407	21	50 C. THOMPSON	28.750	21	47 A. TORRES	24.445
22	16 A. FUERTES	34.072	22	26 M. GENNAI	17.407	22	16 A. FUERTES	28.753	22	33 G. SANCHEZ	24.453
23	47 A. TORRES	34.076	23	33 G. SANCHEZ	17.419	23	21 T. SOVICKA	28.787	23	11 M. SORRENTI	24.462
24	98 T. BENETTI	34.098	24	93 A. AGASKA	17.431	24	26 M. GENNAI	28.835	24	69 A. DI PERSIO	24.478
25	11 M. SORRENTI	34.137	25	69 A. DI PERSIO	17.434	25	66 P. TONN	28.849	25	39 J. RISUENO	24.480
26	66 P. TONN	34.165	26	11 M. SORRENTI	17.442	26	47 A. TORRES	28.883	26	21 T. SOVICKA	24.505
27	89 T. AKSU	34.297	27	98 T. BENETTI	17.462	27	92 G. CAZARD	28.888	27	13 I. SCHUNSELAAR	24.541
28	33 G. SANCHEZ	34.306	28	21 T. SOVICKA	17.478	28	98 T. BENETTI	28.933	28	93 A. AGASKA	24.631
29	92 G. CAZARD	34.377	29	89 T. AKSU	17.495	29	89 T. AKSU	28.973	29	26 M. GENNAI	24.638
30	21 T. SOVICKA	34.396	30	66 P. TONN	17.570	30	33 G. SANCHEZ	28.997	30	92 G. CAZARD	24.712
31	41 I. PERISTERAS	34.471	31	92 G. CAZARD	17.582	31	13 I. SCHUNSELAAR	29.015	31	79 T. ALONSO	24.733
32	79 T. ALONSO	34.506	32	13 I. SCHUNSELAAR	17.591	32	79 T. ALONSO	29.195	32	89 T. AKSU	24.846
33	93 A. AGASKA	34.508	33	41 I. PERISTERAS	17.689	33	93 A. AGASKA	29.208	33	66 P. TONN	24.867
34	13 I. SCHUNSELAAR	34.567	34	79 T. ALONSO	17.777	34	41 I. PERISTERAS	29.462	34	41 I. PERISTERAS	24.956

17/04/2026

These data/results cannot be reproduced, stored and/or transmitted in whole or in part by any manner of electronic, mechanical, photocopying, recording, broadcasting or otherwise now known or herein after developed without the previous express consent by the copyright owner, except for reproduction in daily press and regular printed publications on sale to the public within 60 days of the event related to those data/results and always provided that copyright symbol appears together as follows below.

© DORNA WSBK ORGANIZATION Srl 2026


Pirelli Dutch Round, 17-19 April 2026
Ideal Times Free Practice

TT Circuit Assen 4.542 m

No.	Rider	Nat	Bike	Seg. 1	Seg. 2	Seg. 3	Seg. 4	Ideal Time		
				Diff. 1	Diff. 2	Diff. 3	Diff. 4	Best Lap	Pos.	Diff.
1	71 L. VENEMAN	NED	Kawasaki ZX-6R 636	33.366	16.995 +0.088	28.432 +0.066	23.845	1'42.638 1'42.792	1	0.154
2	6 J. BUIS	NED	Suzuki GSX-8R	33.488	17.103 +0.153	28.424	23.803 +0.156	1'42.818 1'43.127	2	0.309
3	7 B. FERNANDEZ	ESP	Kove 450RR	33.574	17.158 +0.012	28.337 +0.237	24.026	1'43.095 1'43.344	3	0.249
4	65 F. FLEERACKERS	BEL	Suzuki GSX-8R	33.634	16.984	28.574	23.988 +0.233	1'43.180 1'43.413	4	0.233
5	91 M. VANNUCCI	ITA	Aprilia RS 660 Factory	33.792 +0.217	17.093 +0.238	28.373	23.987	1'43.245 1'43.700	6	0.455
6	34 X. ARTIGAS	ESP	Kawasaki ZX-6R 636	33.641	17.044	28.624 +0.016	24.078 +0.110	1'43.387 1'43.513	5	0.126
7	38 D. SALVADOR	ESP	Kawasaki ZX-6R 636	33.636 +0.197	17.204 +0.089	28.589	23.986 +0.206	1'43.415 1'43.907	11	0.492
8	43 M. GAGGI	ITA	Yamaha YZF-R7	33.633	17.248 +0.030	28.500 +0.254	24.151 +0.147	1'43.532 1'43.963	13	0.431
9	23 E. BARTOLINI	ITA	Triumph Daytona 660	33.625	17.263 +0.074	28.564 +0.147	24.183	1'43.635 1'43.856	9	0.221
10	18 B. IERACI	ITA	Triumph Daytona 660	33.704 +0.047	17.195	28.604 +0.047	24.134	1'43.637 1'43.731	7	0.094
11	68 K. BEEKMANS	NED	Suzuki GSX-8R	33.893	17.091 +0.007	28.554	24.250 +0.048	1'43.788 1'43.843	8	0.055
12	73 F. SEABRIGHT	GBR	Triumph Daytona 660	33.571 +0.044	17.324 +0.072	28.519	24.401	1'43.815 1'43.931	12	0.116
13	50 C. THOMPSON	AUS	Yamaha YZF-R7	33.834	17.114 +0.038	28.750 +0.021	24.141	1'43.839 1'43.898	10	0.059
14	55 H. DESSOY	GBR	Triumph Daytona 660	33.850 +0.224	17.213 +0.109	28.696 +0.003	24.213 +0.162	1'43.972 1'44.470	14	0.498
15	27 F. MULYA	INA	Yamaha YZF-R7	33.893 +0.396	17.282 +0.141	28.713	24.196	1'44.084 1'44.621	18	0.537
16	40 J. CORREA	USA	Kawasaki ZX-6R 636	34.031	17.379 +0.007	28.722	24.062 +0.419	1'44.194 1'44.620	17	0.426
17	12 H. MAIER	BRA	Yamaha YZF-R7	33.879 +0.251	17.298 +0.032	28.727 +0.077	24.346	1'44.250 1'44.610	16	0.360
18	16 A. FUERTES	ESP	Kawasaki ZX-6R 636	34.072	17.305 +0.107	28.753 +0.176	24.223 +0.131	1'44.353 1'44.767	20	0.414
19	39 J. RISUENO	ESP	Kawasaki ZX-6R 636	33.806	17.407 +0.008	28.727	24.480 +0.071	1'44.420 1'44.499	15	0.079
20	77 J. OSUNA	ESP	Kawasaki ZX-6R 636	34.016	17.329 +0.213	28.708	24.406	1'44.459 1'44.672	19	0.213
21	47 A. TORRES	ESP	Kawasaki ZX-6R 636	34.076	17.261	28.883 +0.152	24.445	1'44.665 1'44.817	21	0.152
22	69 A. DI PERSIO	ITA	Yamaha YZF-R7	34.033 +0.254	17.434 +0.090	28.747	24.478 +0.218	1'44.692 1'45.254	25	0.562
23	98 T. BENETTI	ITA	Aprilia RS 660 Factory	34.098 +0.121	17.462 +0.240	28.933	24.219	1'44.712 1'45.073	23	0.361
24	11 M. SORRENTI	ITA	Aprilia RS 660 Factory	34.137	17.442 +0.084	28.690 +0.386	24.462	1'44.731 1'45.201	24	0.470
25	26 M. GENNAI	ITA	Yamaha YZF-R7	34.037	17.407	28.835	24.638	1'44.917 1'44.917	22	
26	21 T. SOVICKA	CZE	Yamaha YZF-R7	34.396 +0.098	17.478	28.787	24.505	1'45.166 1'45.264	26	0.098
27	33 G. SANCHEZ	ESP	Yamaha YZF-R7	34.306 +0.128	17.419 +0.179	28.997	24.453	1'45.175 1'45.482	27	0.307
28	66 P. TONN	GER	Kove 450RR	34.165 +0.303	17.570 +0.122	28.849 +0.199	24.867 +0.082	1'45.451 1'46.157	30	0.706
29	92 G. CAZARD	FRA	Yamaha YZF-R7	34.377 +0.050	17.582	28.888 +0.026	24.712	1'45.559 1'45.635	28	0.076
30	89 T. AKSU	AUS	Yamaha YZF-R7	34.297 +0.164	17.495	28.973 +0.095	24.846	1'45.611 1'45.870	29	0.259
31	13 I. SCHUNSELAAR	NED	Yamaha YZF-R7	34.567 +0.075	17.591 +0.133	29.015	24.541 +0.385	1'45.714 1'46.307	33	0.593
32	93 A. AGASKA	INA	Yamaha YZF-R7	34.508 +0.037	17.431 +0.108	29.208 +0.092	24.631 +0.250	1'45.778 1'46.265	31	0.487
33	79 T. ALONSO	POR	Yamaha YZF-R7	34.506	17.777	29.195 +0.038	24.733 +0.040	1'46.211 1'46.289	32	0.078
34	41 I. PERISTERAS	GRE	Aprilia RS 660 Factory	34.471 +0.238	17.689 +0.194	29.462 +0.200	24.956	1'46.578 1'47.210	34	0.632
Overall Ideal Time				33.366	16.984	28.337	23.803	1'42.490		

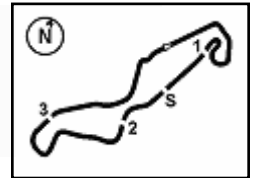
17/04/2026

These data/results cannot be reproduced, stored and/or transmitted in whole or in part by any manner of electronic, mechanical, photocopying, recording, broadcasting or otherwise now known or herein after developed without the previous express consent by the copyright owner, except for reproduction in daily press and regular printed publications on sale to the public within 60 days of the event related to those data/results and always provided that copyright symbol appears together as follows below.

© DORNA WSBK ORGANIZATION Srl 2026

FICR PERUGIA TIMING





Pirelli Dutch Round, 17-19 April 2026
Chronological Analysis Free Practice

1° 71 L. VENEMAN [1'42.792]							
Lap	Seg1	Seg2	Seg3	Seg4	Lap Time	km/h	Local Time
		17.865	29.000	24.600		212,6	9:42'32.969
1	33.763	17.326	28.528	24.272	1'43.889	213,4	9:44'16.858
2	34.122	17.268	28.574	24.058	1'44.022	214,3	9:46'00.880
3	33.504	17.046	29.060	33.501	1'53.111P	217,3	9:47'53.991
4	3'46.155	17.120	28.597	24.012	4'55.884P	215,6	9:52'49.875
5	33.366	17.083	28.498	23.845	1'42.792	217,7	9:54'32.667
6	34.071	17.040	28.855	33.341	1'53.307P	222,2	9:56'25.974
7	4'10.240	17.121	28.510	23.977	5'19.848P	215,6	10:01'45.822
8	33.452	16.995	28.432	23.996	1'42.875	217,3	10:03'28.697
9	34.035	17.265	28.689	24.061	1'44.050	220,0	10:05'12.747

12	34.726	17.230	28.597	23.988	1'44.541	222,2	10:04'59.317
13	33.634	16.984	28.574	24.221	1'43.413	225,9	10:06'42.730

2° 6 J. BUIS [1'43.127]							
Lap	Seg1	Seg2	Seg3	Seg4	Lap Time	km/h	Local Time
		18.250	30.719	24.436		216,9	9:41'58.890
1	34.741	17.340	28.796	24.388	1'45.265	218,2	9:43'44.155
2	33.920	17.312	28.690	24.161	1'44.083	214,3	9:45'28.238
3	33.745	17.302	28.449	23.953	1'43.449	213,4	9:47'11.687
4	33.561	17.295	28.679	24.341	1'43.876	213,9	9:48'55.563
5	37.761	17.372	29.114	24.471	1'48.718C	218,2	9:50'44.281
6	33.617	17.185	28.554	23.970	1'43.326	216,9	9:52'27.607
7	33.488	17.256	28.424	23.959	1'43.127	214,3	9:54'10.734
8	33.663	17.133	30.998	24.338	1'46.132C	213,0	9:55'56.866
9	33.653	17.103	28.613	24.025	1'43.394	217,7	9:57'40.260
10	33.561	17.196	28.575	23.966	1'43.298	213,4	9:59'23.558
11	33.967	17.216	28.567	33.039	1'52.789P	213,9	10:01'16.347
12	49.456	17.159	28.622	23.803	1'59.040P	218,2	10:03'15.387
13	33.602	17.143	28.551	24.021	1'43.317	215,6	10:04'58.704
14	33.664	17.201	28.786	24.389	1'44.040C	214,7	10:06'42.744

5° 34 X. ARTIGAS [1'43.513]							
Lap	Seg1	Seg2	Seg3	Seg4	Lap Time	km/h	Local Time
		17.853	29.102	24.815		213,9	9:42'33.934
1	33.873	17.492	28.809	24.622	1'44.796	213,9	9:44'18.730
2	33.997	17.445	28.863	24.455	1'44.760	214,7	9:46'03.490
3	33.952	17.470	28.734	24.372	1'44.528	214,3	9:47'48.018
4	33.978	17.365	28.624	24.339	1'44.306	216,0	9:49'32.324
5	33.889	17.433	28.722	24.233	1'44.277	215,1	9:51'16.601
6	33.951	17.354	28.924	24.631	1'44.860	213,4	9:53'01.461
7	34.117	17.415	28.751	33.774	1'54.057P	213,4	9:54'55.518
8	3'58.316	17.953	29.810	24.639	5'10.718P	211,4	10:00'06.236
9	33.783	17.354	28.769	24.086	1'43.992	217,7	10:01'50.228
10	33.641	17.044	28.640	24.188	1'43.513	222,7	10:03'33.741
11	33.730	17.249	28.711	24.078	1'43.768	217,7	10:05'17.509

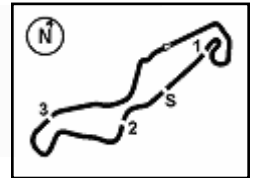
3° 7 B. FERNANDEZ [1'43.344]							
Lap	Seg1	Seg2	Seg3	Seg4	Lap Time	km/h	Local Time
		18.351	30.855	25.466		210,1	9:41'55.393
1	34.985	18.024	29.449	25.041	1'47.499	214,7	9:43'42.892
2	34.638	17.700	29.009	24.497	1'45.844	215,1	9:45'28.736
3	33.857	17.307	28.337	24.173	1'43.674	223,1	9:47'12.410
4	33.721	17.158	28.497	24.307	1'43.683	223,1	9:48'56.093
5	36.154	17.544	29.363	24.636	1'47.697	216,0	9:50'43.790
6	33.977	17.494	28.587	24.132	1'44.190	217,3	9:52'27.980
7	33.754	17.243	28.694	24.154	1'43.845	219,5	9:54'11.825
8	33.885	17.260	28.984	24.485	1'44.614	218,6	9:55'56.439
9	33.959	17.433	28.632	24.125	1'44.149	215,1	9:57'40.588
10	33.574	17.170	28.574	24.026	1'43.344	221,8	9:59'23.932
11	33.889	17.232	28.564	24.453	1'44.138	220,9	10:01'08.070
12	34.427	17.275	28.735	24.160	1'44.597	218,6	10:02'52.667
13	33.805	17.165	28.643	24.618	1'44.231	221,3	10:04'36.898
14	34.392	17.423	28.936	24.469	1'45.220	216,4	10:06'22.118

6° 91 M. VANNUCCI [1'43.700]							
Lap	Seg1	Seg2	Seg3	Seg4	Lap Time	km/h	Local Time
		18.432	30.963	25.476		212,2	9:41'58.283
1	34.776	17.730	28.891	24.378	1'45.775	210,9	9:43'44.058
2	34.404	17.346	28.514	24.081	1'44.345	216,0	9:45'28.403
3	34.009	17.331	28.373	23.987	1'43.700	213,4	9:47'12.103
4	33.792	17.262	28.466	24.332	1'43.852	214,7	9:48'55.955
5	37.072	17.188	28.844	34.596	1'57.700P	212,6	9:50'53.655
6	6'18.713	17.849	29.618	24.677	7'30.857CP	210,1	9:58'24.512
7	34.822	17.488	29.019	24.662	1'45.991C	208,5	10:00'10.503
8	34.377	17.189	28.899	24.215	1'44.680	212,6	10:01'55.183
9	33.925	17.093	28.645	24.500	1'44.163	215,1	10:03'39.346
10	33.893	17.883	28.857	24.040	1'44.673	216,4	10:05'24.019

4° 65 F. FLEERACKERS [1'43.413]							
Lap	Seg1	Seg2	Seg3	Seg4	Lap Time	km/h	Local Time
		18.381	29.665	25.057		213,9	9:41'59.592
1	34.915	17.667	29.538	24.485	1'46.605	222,2	9:43'46.197
2	39.033	17.625	28.831	24.505	1'49.994	219,5	9:45'36.191
3	34.406	17.814	28.960	24.538	1'45.718	225,5	9:47'21.909
4	34.150	17.332	28.798	24.305	1'44.585	220,0	9:49'06.494
5	34.816	17.244	29.025	33.548	1'54.633P	220,4	9:51'01.127
6	2'20.105	17.518	29.108	24.170	3'30.901P	215,6	9:54'32.028
7	34.069	17.439	28.881	24.328	1'44.717	215,1	9:56'16.745
8	34.028	17.301	28.902	24.228	1'44.459	217,3	9:58'01.204
9	33.948	17.209	28.815	24.413	1'44.385	218,2	9:59'45.589
10	34.308	17.473	28.943	24.236	1'44.960	215,6	10:01'30.549
11	33.931	17.397	28.778	24.121	1'44.227	216,0	10:03'14.776

7° 18 B. IERACI [1'43.731]							
Lap	Seg1	Seg2	Seg3	Seg4	Lap Time	km/h	Local Time
		18.889	29.913	25.528		205,7	9:42'06.568
1	35.054	17.940	29.153	24.679	1'46.826C	213,4	9:43'53.394
2	34.086	17.521	29.028	24.526	1'45.161	216,9	9:45'38.555
3	34.180	17.547	28.611	24.401	1'44.739	216,0	9:47'23.294
4	34.054	17.457	28.620	24.264	1'44.395	217,7	9:49'07.689
5	35.398	18.805	29.015	24.594	1'47.812	193,2	9:50'55.501
6	33.799	17.369	28.796	24.539	1'44.503	215,1	9:52'40.004
7	33.981	17.557	28.891	24.453	1'44.882	213,9	9:54'24.886
8	33.787	17.307	28.604	24.473	1'44.171	216,0	9:56'09.057
9	33.830	17.375	28.627	24.191	1'44.023	214,7	9:57'53.080
10	37.247	17.815	30.914	27.227	1'53.203	212,2	9:59'46.283
11	34.887	17.507	28.839	24.229	1'45.462	216,4	10:01'31.745
12	33.704	17.360	28.618	24.147	1'43.829	214,3	10:03'15.574
13	33.751	17.195	28.651	24.134	1'43.731	217,3	10:04'59.305
14	35.407	18.550	30.533	42.174	2'06.664P	209,3	10:07'05.969

8° 68 K. BEEKMANS [1'43.843]							
Lap	Seg1	Seg2	Seg3	Seg4	Lap Time	km/h	Local Time
		18.263	30.328	24.908		214,3	9:41'59.974
1	34.854	17.548	29.525	24.548	1'46.475	219,1	9:43'46.449
2	34.086	17.458	28.787	24.503	1'44.834	215,6	9:45'31.283
3	34.678	17.503	28.832	24.541	1'45.554	217,7	9:47'16.837
4	33.990	17.634	28.699	24.630	1'44.953	213,0	9:49'01.790
5	34.029	17.395	28.979	34.602	1'55.005P	217,3	9:50'56.795
6	6'15.802	17.779	29.631	24.732	7'27.944P	218,2	9:58'24.739
7	34.374	17.622	29.279	24.591	1'45.866	212,6	10:00'10.605
8	34.440	17.338	28.814	24.250	1'44.842	214,3	10:01'55.447
9	33.893	17.098	28.554	24.298	1'		



Pirelli Dutch Round, 17-19 April 2026
Chronological Analysis Free Practice

9° 23 E. BARTOLINI [1'43.856]							
Lap	Seg1	Seg2	Seg3	Seg4	Lap Time	km/h	Local Time
		18.239	29.981	24.881		215,6	9:42'19.281
1	34.577	17.557	28.920	24.565	1'45.619	216,4	9:44'04.900
2	34.334	17.522	28.856	24.785	1'45.497	213,0	9:45'50.397
3	33.979	17.282	28.564	24.619	1'44.444	216,4	9:47'34.841
4	34.644	17.804	28.828	24.734	1'46.010	208,5	9:49'20.851
5	33.783	17.367	28.654	24.409	1'44.213	214,7	9:51'05.064
6	33.918	17.431	29.079	24.539	1'44.967	214,7	9:52'50.031
7	33.625	17.337	28.711	24.183	1'43.856	213,4	9:54'33.887
8	33.801	17.310	28.695	24.324	1'44.130	213,0	9:56'18.017
9	33.739	17.319	28.811	24.330	1'44.199	213,4	9:58'02.216
10	33.855	17.263	28.899	39.566	1'59.583P	215,1	10:00'01.799
11	1'55.592	18.022	29.599	24.875	3'08.088P	208,9	10:03'09.887
12	34.316	17.661	29.268	24.847	1'46.092	209,7	10:04'55.979
13	33.968	17.658	29.083	24.572	1'45.281	211,8	10:06'41.260

12	33.719	17.393	28.613	24.457	1'44.182	218,6	10:02'57.279
13	33.648	17.382	28.658	24.417	1'44.105	218,2	10:04'41.384
14	33.709	17.337	28.705	24.359	1'44.110C	220,0	10:06'25.494

10° 50 C. THOMPSON [1'43.898]							
Lap	Seg1	Seg2	Seg3	Seg4	Lap Time	km/h	Local Time
		18.491	30.410	25.338		218,6	9:42'21.103
1	34.695	17.741	29.329	24.852	1'46.617	217,7	9:44'07.720
2	34.092	17.552	29.038	24.320	1'45.002	219,5	9:45'52.722
3	34.130	17.577	28.890	24.507	1'45.104	216,9	9:47'37.826
4	34.138	17.379	28.786	24.241	1'44.544	217,7	9:49'22.370
5	34.032	17.308	28.807	35.159	1'55.306P	217,7	9:51'17.676
6	4'00.615	17.562	29.066	24.404	5'11.647P	214,7	9:56'29.323
7	33.916	17.236	28.750	24.296	1'44.198	217,3	9:58'13.521
8	33.834	17.152	28.771	24.141	1'43.898	220,0	9:59'57.419
9	33.938	17.114	31.109	24.417	1'46.578	220,4	10:01'43.997
10	33.869	17.231	28.972	24.522	1'44.594	219,5	10:03'28.591
11	33.957	17.161	28.885	24.327	1'44.330	221,8	10:05'12.921

13° 43 M. GAGGI [1'43.963]							
Lap	Seg1	Seg2	Seg3	Seg4	Lap Time	km/h	Local Time
			18.894	30.137	25.335	207,3	9:42'19.590
1	34.471	17.707	28.915	24.846	1'45.939	221,3	9:44'05.529
2	34.035	17.500	28.712	24.404	1'44.651	218,2	9:45'50.180
3	34.361	17.465	28.720	24.637	1'45.183	222,2	9:47'35.363
4	34.758	17.732	29.307	25.246	1'47.043C	223,6	9:49'22.406
5	34.197	17.303	28.729	24.348	1'44.577	220,4	9:51'06.983
6	33.777	17.335	28.732	24.151	1'43.995	216,0	9:52'50.978
7	33.932	17.459	28.742	24.319	1'44.452	213,9	9:54'35.430
8	33.810	17.415	28.801	36.089	1'56.115P	213,4	9:56'31.545
9	4'05.019	17.292	28.603	24.257	5'15.171P	216,4	10:01'46.716
10	33.633	17.278	28.754	24.298	1'43.963	217,7	10:03'30.679
11	33.835	17.248	28.500	24.765	1'44.348	216,4	10:05'15.027

11° 38 D. SALVADOR [1'43.907]							
Lap	Seg1	Seg2	Seg3	Seg4	Lap Time	km/h	Local Time
		18.360	29.779	25.157		210,5	9:42'19.015
1	34.617	17.550	28.798	24.755	1'45.720	214,7	9:44'04.735
2	34.127	17.506	28.847	24.679	1'45.159	212,6	9:45'49.894
3	34.122	17.351	28.664	25.194	1'45.331	215,1	9:47'35.225
4	34.434	17.474	28.791	24.508	1'45.207	216,4	9:49'20.432
5	33.951	17.412	28.721	24.440	1'44.524	215,1	9:51'04.956
6	33.636	17.442	28.823	24.266	1'44.167	216,9	9:52'49.123
7	33.692	17.420	28.833	23.986	1'43.931	216,0	9:54'33.054
8	33.833	17.293	28.589	24.192	1'43.907	221,8	9:56'16.961
9	34.004	17.279	29.028	34.628	1'54.939P	221,3	9:58'11.900
10	3'29.762	17.390	28.885	24.298	4'40.335P	213,0	10:02'52.235
11	33.839	17.403	28.766	24.420	1'44.428	212,6	10:04'36.663
12	35.912	17.204	28.606	24.353	1'46.075C	215,1	10:06'22.738

14° 55 H. DESSOY [1'44.470]							
Lap	Seg1	Seg2	Seg3	Seg4	Lap Time	km/h	Local Time
			18.270	30.100	25.611	219,5	9:42'01.254
1	36.065	18.078	30.546	37.019	2'01.708P	221,8	9:44'02.962
2	2'06.158	17.819	29.030	24.757	3'17.764P	220,4	9:47'20.726
3	34.716	17.605	29.143	24.542	1'46.006	220,4	9:49'06.732
4	34.451	17.604	28.974	24.388	1'45.417	219,5	9:50'52.149
5	34.240	17.581	28.696	24.281	1'44.798	218,6	9:52'36.947
6	34.061	17.213	29.257	24.213	1'44.744	220,4	9:54'21.691
7	34.179	17.610	29.102	24.487	1'45.378	222,2	9:56'07.069
8	33.850	17.426	28.891	35.195	1'55.362P	218,6	9:58'02.431
9	2'34.572	17.440	28.934	24.502	3'45.448P	220,4	10:01'47.879
10	33.968	17.381	28.800	24.374	1'44.523	220,4	10:03'32.402
11	34.074	17.322	28.699	24.375	1'44.470	220,0	10:05'16.872

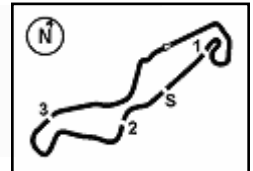
12° 73 F. SEABRIGHT [1'43.931]							
Lap	Seg1	Seg2	Seg3	Seg4	Lap Time	km/h	Local Time
		18.270	30.029	25.154		221,8	9:42'00.341
1	34.855	17.932	29.051	24.695	1'46.533	221,8	9:43'46.874
2	34.111	17.324	28.560	24.590	1'44.585	224,1	9:45'31.459
3	34.846	17.395	28.848	24.464	1'45.553	218,6	9:47'17.012
4	33.993	17.557	28.679	24.421	1'44.650	221,3	9:49'01.662
5	33.743	17.513	28.685	24.430	1'44.371	217,7	9:50'46.033
6	33.571	17.443	28.524	24.417	1'43.955	219,5	9:52'29.988
7	33.615	17.396	28.519	24.401	1'43.931	217,3	9:54'13.919
8	34.911	17.636	28.828	24.754	1'46.129	217,3	9:56'00.048
9	33.684	17.394	28.561	24.540	1'44.179	218,2	9:57'44.227
10	33.876	17.543	28.646	24.487	1'44.552	216,9	9:59'28.779
11	33.796	17.384	28.663	24.475	1'44.318	218,6	10:01'13.097

15° 39 J. RISUENO [1'44.499]							
Lap	Seg1	Seg2	Seg3	Seg4	Lap Time	km/h	Local Time
			18.188	29.995	25.630	216,4	9:42'36.632
1	34.547	17.854	29.398	25.009	1'46.808	216,0	9:44'23.440
2	34.417	17.609	29.035	24.823	1'45.884	216,4	9:46'09.324
3	34.170	17.662	28.818	24.604	1'45.254	216,4	9:47'54.578
4	33.997	17.603	28.767	24.745	1'45.112	216,9	9:49'39.690
5	34.028	17.555	28.803	24.541	1'44.927	216,9	9:51'24.617
6	34.025	17.512	28.907	24.916	1'45.360	216,0	9:53'09.977
7	33.856	17.407	28.808	24.480	1'44.551	216,4	9:54'54.528
8	34.050	17.716	29.261	36.182	1'57.209P	214,7	9:56'51.737
9	2'18.489	17.596	29.006	24.570	3'29.661P	216,4	10:00'21.398
10	33.806	17.415	28.727	24.551	1'44.499	218,2	10:02'05.897
11	34.618	17.547	28.924	24.490	1'45.579	220,9	10:03'51.476
12	33.816	17.469	28.853	24.580	1'44.718	216,4	10:05'36.194

17/04/2026 P = Pits In/Out - C = Lap Time Cancelled

These data/results cannot be reproduced, stored and/or transmitted in whole or in part by any manner of electronic, mechanical, photocopying, recording, broadcasting or otherwise now known or herein after developed without the previous express consent by the copyright owner, except for reproduction in daily press and regular printed publications on sale to the public within 60 days of the event related to those data/results and always provided that copyright symbol appears together as follows below.

© DORNA WSBK ORGANIZATION Srl 2026



11 34.220 17.719 33.869 38.394 2'04.202P 214,7 10:01'52.757 12 34.598 17.329 **28.753** 24.363 1'45.043 218,6 10:06'43.212

17° 40 J. CORREA [1'44.620]								21° 47 A. TORRES [1'44.817]							
Lap	Seg.1	Seg.2	Seg.3	Seg.4	Lap Time	km/h	Local Time	Lap	Seg.1	Seg.2	Seg.3	Seg.4	Lap Time	km/h	Local Time
		18.689	30.191	25.565		213,9	9:42'06.749			18.788	30.099	25.155		215,1	9:42'20.002
1	35.609	18.078	29.784	25.471	1'48.942	219,1	9:43'55.691	1	34.679	17.680	29.503	24.783	1'46.645	216,9	9:44'06.647
2	35.853	18.040	29.382	25.226	1'48.501	217,7	9:45'44.192	2	34.755	17.636	29.271	24.810	1'46.472	221,3	9:45'53.119
3	34.757	17.856	29.515	25.137	1'47.265	216,4	9:47'31.457	3	34.323	17.563	29.133	24.458	1'45.477	219,1	9:47'38.596
4	34.674	17.762	32.360	26.382	1'51.178	215,6	9:49'22.635	4	34.446	17.487	29.014	24.513	1'45.460	217,7	9:49'24.056
5	34.566	17.500	29.198	24.780	1'46.044	222,2	9:51'08.679	5	34.391	17.618	29.219	24.495	1'45.723	217,7	9:51'09.779
6	34.465	17.573	29.094	24.846	1'45.978	216,0	9:52'54.657	6	34.255	17.328	28.883	24.506	1'44.972	219,1	9:52'54.751
7	34.391	17.638	29.499	25.135	1'46.663	215,1	9:54'41.320	7	34.561	17.533	29.255	24.702	1'46.051	219,1	9:54'40.802
8	34.266	17.559	28.977	24.464	1'45.266	217,3	9:56'26.586	8	34.278	17.395	29.006	24.480	1'45.159	216,0	9:56'25.961
9	34.272	17.473	28.923	24.062	1'44.730	218,6	9:58'11.316	9	34.076	17.261	29.035	24.445	1'44.817	221,3	9:58'10.778
10	34.031	17.386	28.722	24.481	1'44.620	218,6	9:59'55.936	10	34.177	17.352	28.990	24.730	1'45.249	216,9	9:59'56.027
11	35.319	17.542	29.171	24.550	1'46.582	216,4	10:01'42.518	11	34.468	17.382	29.253	24.634	1'45.737	218,6	10:01'41.764
12	34.325	17.379	29.097	24.716	1'45.517	219,1	10:03'28.035	12	34.321	17.440	29.225	25.305	1'46.291C	216,9	10:03'28.055
13	34.369	17.871	28.953	24.407	1'45.600	216,0	10:05'13.635	13	36.687	17.403	29.130	24.443	1'47.663C	223,1	10:05'15.718

18° 27 F. MULYA [1'44.621]								22° 26 M. GENNAI [1'44.917]							
Lap	Seg.1	Seg.2	Seg.3	Seg.4	Lap Time	km/h	Local Time	Lap	Seg.1	Seg.2	Seg.3	Seg.4	Lap Time	km/h	Local Time
		18.656	29.509	25.248		221,3	9:42'01.601			18.695	30.859	25.606		215,1	9:42'22.085
1	35.484	17.998	29.190	25.458	1'48.130	222,2	9:43'49.731	1	35.512	17.812	29.646	25.131	1'48.101	214,3	9:44'10.186
2	34.657	17.725	29.199	24.587	1'46.168	225,5	9:45'35.899	2	34.886	17.839	29.804	25.209	1'47.738C	214,7	9:45'57.924
3	34.518	17.649	29.190	25.218	1'46.575	226,4	9:47'22.474	3	35.097	17.739	29.578	24.944	1'47.358	210,9	9:47'45.282
4	34.399	17.491	28.800	24.580	1'45.270	220,9	9:49'07.744	4	34.658	17.960	29.504	25.420	1'58.542P	211,8	9:49'43.824
5	34.289	17.423	28.713	24.196	1'44.621	221,3	9:50'52.365	5	5'49.693	17.857	30.051	24.983	7'02.584P	209,7	9:56'46.408
6	34.794	17.545	28.834	40.773	2'01.946P	219,1	9:52'54.311	6	34.894	17.629	29.465	24.979	1'46.967	209,7	9:58'33.375
7	3'51.214	18.263	31.290	27.730	5'08.497P	213,4	9:58'02.808	7	34.664	17.748	29.358	24.769	1'46.539C	210,9	10:00'19.914
8	33.987	17.282	29.095	24.548	1'44.912	222,7	9:59'47.720	8	34.414	17.593	29.040	24.698	1'45.745	210,9	10:02'05.659
9	33.893	17.365	28.831	25.226	1'45.315	221,3	10:01'33.035	9	34.678	17.850	29.200	24.667	1'46.215	211,4	10:03'51.874
10	35.121	17.422	31.738	35.425	1'59.706P	220,0	10:03'32.741	10	34.037	17.407	28.835	24.638	1'44.917	213,0	10:05'36.791
11	1'29.230	18.725	35.458	37.779	3'01.192P	209,7	10:06'33.933								

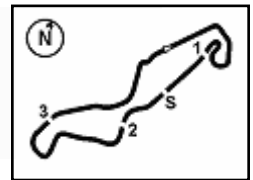
19° 77 J. OSUNA [1'44.672]								23° 98 T. BENETTI [1'45.073]							
Lap	Seg.1	Seg.2	Seg.3	Seg.4	Lap Time	km/h	Local Time	Lap	Seg.1	Seg.2	Seg.3	Seg.4	Lap Time	km/h	Local Time
		18.852	30.348	25.873		213,0	9:42'01.368			19.489	30.574	25.811		204,5	9:42'21.587
1	35.259	17.820	29.599	25.324	1'48.002	215,1	9:43'49.370	1	35.155	18.309	29.608	25.061	1'48.133	216,4	9:44'09.720
2	34.189	17.572	29.053	24.641	1'45.455	216,0	9:45'34.825	2	34.798	18.432	29.857	25.345	1'48.432	214,3	9:45'58.152
3	34.341	17.511	28.796	24.472	1'45.120	217,3	9:47'19.945	3	35.097	18.041	29.387	25.034	1'47.559	216,9	9:47'45.711
4	34.081	17.481	28.769	24.558	1'44.889	214,3	9:49'04.834	4	34.382	18.020	29.371	25.302	1'47.075	221,3	9:49'32.786
5	34.099	17.673	29.427	36.237	1'57.436P	213,4	9:51'02.270	5	34.263	17.782	29.156	24.996	1'46.197	217,3	9:51'18.983
6	4'10.055	17.667	29.803	24.933	5'22.458P	212,2	9:56'24.728	6	34.243	18.035	29.367	24.719	1'46.364	214,7	9:53'05.347
7	34.016	17.542	28.708	24.406	1'44.672	210,5	9:58'09.400	7	34.451	17.681	29.200	25.456	1'46.788C	215,6	9:54'52.135
8	34.025	17.357	29.002	24.470	1'44.854	213,9	9:59'54.254	8	34.775	17.945	29.491	24.940	1'47.151C	213,0	9:56'39.286
9	34.043	17.840	31.274	24.931	1'48.088	213,0	10:01'42.342	9	34.750	17.907	29.287	24.666	1'46.610	214,7	9:58'25.896
10	34.143	17.380	30.058	25.022	1'46.603	215,6	10:03'28.945	10	34.098	17.462	29.191	24.343	1'45.094	218,2	10:00'10.990
11	34.334	17.329	28.728	24.506	1'44.897	216,4	10:05'13.842	11	34.219	17.702	28.933	24.219	1'45.073	207,7	10:01'56.063
								12	35.052	17.838	29.291	24.762	1'46.943	216,9	10:03'43.006
								13	34.339	17.706	29.528	24.827	1'46.400	216,0	10:05'29.406

20° 16 A. FUERTES [1'44.767]								24° 11 M. SORRENTI [1'45.201]							
Lap	Seg.1	Seg.2	Seg.3	Seg.4	Lap Time	km/h	Local Time	Lap	Seg.1	Seg.2	Seg.3	Seg.4	Lap Time	km/h	Local Time
		19.079	30.178	26.058		215,6	9:41'59.268			19.524	30.837	25.709		212,2	9:42'01.088
1	35.029	17.794	29.377	25.099	1'47.299	219,5	9:43'46.567	1	35.062	18.121	29.315	24.852	1'47.350	217,3	9:43'48.438
2	34.340	17.641	29.050	25.188	1'46.219	217,7	9:45'32.786	2	34.427	17.676	29.042	24.692	1'45.837	216,0	9:45'34.275
3	34.459	17.587	28.894	24.402	1'45.342	216,4	9:47'18.128	3	34.675	17.646	28.772	24.489	1'45.582	213,9	9:47'19.857
4	34.164	17.488	28.764	24.636	1'45.052	216,4	9:49'03.180	4	34.435	17.442	28.690	24.685	1'45.252	216,0	9:49'05.109
5	34.072	17.412	28.929	24.354	1'44.767	216,0	9:50'47.947	5	34.137	17.526	29.076	24.462	1'45.201	215,6	9:50'50.310
6	34.180	17.419	28.969	24.419	1'44.987	214,7	9:52'32.934	6	34.268	17.699	28.977	24.544	1'45.488	211,8	9:52'35.798
7	36.921	18.439	29.351	24.223	1'48.934	202,6	9:54'21.868	7	34.241	17.669	29.046	24.604	1'45.560	210,9	9:54'21.358
8	34.230	17.469	29.105	24.615	1'45.419	219,1	9:56'07.287	8	34.322	17.651	29.762	35.099	1'56.834P	209,7	9:56'18.192
9	34.100	17.305	28.916	24.813	1'45.134	217,3	9:57'52.421	9	3'18.623	17.860	29.163	24.707	4'30.353P	207,3	10:00'48.545
10	34.826	17.752	29.540	38.309	2'00.427P	213,9	9:59'52.848	10	34.477	17.683	29.007	24.541	1'45.708	208,5	10:02'34.253
11	3'49.295	17.960	30.664	27.402	5'05.321P	212,2	10:04'58.169								

17/04/2026 P = Pits In/Out - C = Lap Time Cancelled

These data/results cannot be reproduced, stored and/or transmitted in whole or in part by any manner of electronic, mechanical, photocopying, recording, broadcasting or otherwise now known or herein after developed without the previous express consent by the copyright owner, except for reproduction in daily press and regular printed publications on sale to the public within 60 days of the event related to those data/results and always provided that copyright symbol appears together as follows below.

© DORNA WSBK ORGANIZATION Srl 2026



TT Circuit Assen 4.542 m

4 / 5

11	34.284	17.587	29.113	24.519	1'45.503	209,7	10:04'19.756	11	34.377	17.975	29.257	24.717	1'46.326	214,3	10:01'45.369
12	34.531	17.559	29.296	24.632	1'46.018	210,1	10:06'05.774	12	34.427	17.582	28.914	24.712	1'45.635	218,2	10:03'31.004
								13	34.443	17.690	28.888	24.765	1'45.786	217,3	10:05'16.790

25° 69 A. DI PERSIO [1'45.254]							
Lap	Seg1	Seg2	Seg3	Seg4	Lap Time	km/h	Local Time
1	35.951	18.156	29.928	25.629	1'49.664	223,6	9:43'50.837
2	35.258	18.092	29.359	25.287	1'47.996	213,4	9:45'38.833
3	35.237	17.705	29.106	24.887	1'46.935	220,4	9:47'25.768
4	34.597	17.634	29.002	24.687	1'45.920	219,5	9:49'11.688
5	34.354	17.612	28.822	24.478	1'45.266	218,2	9:50'56.954
6	34.260	17.655	28.749	36.646	1'57.310P	217,3	9:52'54.264
7	3'55.429	18.264	29.511	24.753	5'07.957P	213,9	9:58'02.221
8	34.287	17.524	28.747	24.696	1'45.254	219,1	9:59'47.475
9	34.407	17.485	28.856	24.786	1'45.534	220,4	10:01'33.009
10	34.033	17.434	29.317	24.617	1'45.401	220,9	10:03'18.410
11	34.245	17.660	30.674	25.307	1'47.886	215,6	10:05'06.296

29° 89 T. AKSU [1'45.870]							
Lap	Seg1	Seg2	Seg3	Seg4	Lap Time	km/h	Local Time
1	35.752	19.552	31.054	26.142	210,1	9:41'58.652	
2	34.884	18.349	31.004	25.419	1'50.524	210,5	9:43'49.176
3	34.479	17.910	29.476	25.092	1'47.357	216,9	9:45'36.533
4	34.617	17.678	29.004	24.952	1'46.345	219,1	9:47'22.878
5	34.399	17.740	29.089	25.007	1'46.391	216,9	9:49'09.269
6	34.491	18.162	29.080	24.889	1'46.108	215,6	9:50'55.377
7	3'53.032	18.306	29.080	35.155	1'57.241P	214,3	9:52'52.618
8	34.297	18.116	29.578	25.044	5'05.960P	214,7	9:57'58.578
9	34.921	17.939	29.411	25.270	1'47.094	208,9	9:59'45.672
10	34.461	17.495	29.089	25.215	1'47.164	212,2	10:01'32.836
11	34.675	17.646	29.068	24.846	1'45.870	217,7	10:03'18.706
			28.973	25.130	1'46.424	215,6	10:05'05.130

26° 21 T. SOVICKA [1'45.264]							
Lap	Seg1	Seg2	Seg3	Seg4	Lap Time	km/h	Local Time
1	35.647	18.710	30.491	25.592	211,8	9:43'09.271	
2	35.078	18.090	30.042	25.259	1'49.038	215,1	9:44'58.309
3	35.539	17.933	29.546	25.086	1'47.643	213,9	9:46'45.952
4	35.170	18.457	29.694	24.872	1'48.562	204,2	9:48'34.514
5	34.738	17.965	29.628	25.210	1'47.973	213,9	9:50'22.487
6	34.888	17.803	29.330	24.839	1'46.710	215,1	9:52'09.197
7	34.888	17.916	30.190	25.034	1'48.028	215,1	9:53'57.225
8	34.801	17.592	29.287	24.771	1'46.451	208,1	9:55'43.676
9	34.832	17.741	29.377	35.594	1'57.544P	214,3	9:57'41.220
10	1'10.745	17.820	29.123	24.776	2'22.464P	216,0	10:00'03.684
11	34.396	17.498	28.937	24.641	1'45.472	222,7	10:01'49.156
12	34.609	17.664	28.987	24.566	1'45.826	222,2	10:03'34.982
13	34.494	17.478	28.787	24.505	1'45.264	216,9	10:05'20.246

30° 66 P. TONN [1'46.157]							
Lap	Seg1	Seg2	Seg3	Seg4	Lap Time	km/h	Local Time
1	36.211	18.714	30.860	26.052	217,7	9:42'02.424	
2	34.820	17.769	29.746	25.482	1'49.655	217,3	9:43'52.079
3	34.584	17.740	29.481	25.040	1'47.110	216,0	9:45'39.189
4	34.468	17.692	29.110	24.867	1'46.301	216,4	9:47'25.490
5	34.834	17.953	29.048	24.949	1'46.157	217,7	9:49'11.647
6	34.165	17.570	29.225	24.928	1'46.940	214,3	9:50'58.587
7	6'25.111	18.861	30.699	36.766	1'57.350P	216,9	9:52'55.937
8	34.442	17.637	29.210	25.411	7'40.082P	200,7	10:00'36.019
9	34.570	17.633	29.210	25.258	1'46.547	216,0	10:02'22.566
10	35.589	18.037	29.482	25.154	1'46.839	217,7	10:04'09.405
			29.633	25.507	1'48.766	214,3	10:05'58.171

27° 33 G. SANCHEZ [1'45.482]							
Lap	Seg1	Seg2	Seg3	Seg4	Lap Time	km/h	Local Time
1	35.438	18.997	30.501	26.520	217,3	9:41'59.575	
2	35.147	18.088	29.522	25.218	1'48.266	219,1	9:43'47.841
3	34.693	17.869	29.509	24.904	1'47.429	216,4	9:45'35.270
4	34.831	17.887	29.382	25.031	1'46.993	219,5	9:47'22.263
5	34.443	17.703	29.055	24.567	1'46.156	222,2	9:49'08.419
6	34.443	17.589	29.157	24.700	1'45.889	217,3	9:50'54.308
7	34.888	17.822	29.094	36.030	1'57.834P	209,7	9:52'52.142
8	2'26.863	17.605	29.129	24.815	3'38.412P	216,9	9:56'30.554
9	34.498	17.808	29.081	24.830	1'46.217	215,6	9:58'16.771
10	34.645	17.817	29.444	24.714	1'46.620	215,6	10:00'03.391
11	34.364	17.519	29.090	24.571	1'45.544	219,5	10:01'48.935
12	34.434	17.598	28.997	24.453	1'45.482	216,9	10:03'34.417
13	34.306	17.419	29.071	24.698	1'45.494	218,2	10:05'19.911

31° 93 A. AGASKA [1'46.265]							
Lap	Seg1	Seg2	Seg3	Seg4	Lap Time	km/h	Local Time
1	35.842	19.384	30.666	26.709	213,0	9:42'06.466	
2	35.029	18.317	29.860	25.329	1'49.348	221,8	9:43'55.814
3	35.418	19.521	29.992	25.606	1'50.148	217,3	9:45'45.962
4	34.881	18.049	30.166	25.536	1'49.169	217,7	9:47'35.131
5	34.508	17.431	29.382	25.485	1'47.390	223,6	9:49'22.521
6	34.546	17.642	29.342	25.080	1'46.361	223,1	9:51'08.882
7	3'36.767	17.591	29.474	37.975	1'59.586P	221,8	9:53'08.468
8	35.223	17.992	29.494	24.996	4'49.249P	215,1	9:57'57.717
9	34.852	17.838	29.501	25.174	1'47.736	216,9	9:59'45.453
10	34.545	17.536	29.208	25.251	1'46.847	219,5	10:01'32.300
11	35.033	17.539	29.300	24.881	1'46.265	217,3	10:03'18.565
		17.720	29.308	24.631	1'46.692	219,5	10:05'05.257

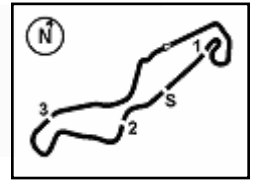
28° 92 G. CAZARD [1'45.635]							
Lap	Seg1	Seg2	Seg3	Seg4	Lap Time	km/h	Local Time
1					1'49.429		9:42'00.251
2					1'49.428		9:43'49.680
3	35.421	17.915	29.297	25.153	1'47.786	219,1	9:45'26.894
4	35.229	18.060	29.637	25.157	1'48.083	216,4	9:49'14.977
5	35.008	18.032	29.512	25.161	1'47.713	215,6	9:51'02.690
6	35.047	18.245	29.397	25.068	1'47.757	212,6	9:52'50.447
7	34.754	17.875	29.212	24.839	1'46.680	219,1	9:54'37.127
8	34.613	17.953	30.539	25.245	1'48.350	214,7	9:56'25.477
9	34.398	18.009	29.188	25.147	1'46.742	216,9	9:58'12.219
10	34.443	17.986	29.338	25.057	1'46.824	216,4	9:59'59.043

32° 79 T. ALONSO [1'46.289]							
Lap	Seg1	Seg2	Seg3	Seg4	Lap Time	km/h	Local Time
1	35.334	18.567	30.556	26.207	210,5	9:45'03.499	
2	34.963	18.113	30.186	25.686	1'49.319	209,7	9:46'52.818
3	34.840	18.093	29.785	25.238	1'48.079	210,5	9:48'40.897
4	34.576	18.110	29.574	25.096	1'47.620	209,7	9:50'28.517
5	42.558	17.989	29.803	25.270	1'47.638	209,7	9:52'16.155
6	34.599	18.248	33.783	25.006	1'59.595	208,1	9:54'15.750
7	34.647	17.881	29.399	25.048	1'46.927	210,9	9:56'02.677
8	2'36.759	17.989	29.766	37.564	1'59.966P	210,5	9:58'02.643
9	34.506	17.839	29.195	24.733	3'48.526P	213,0	10:01'51.169
10	34.554	17.777	29.233	24.773	1'46.289	213,4	10:03'37.458
		17.869	29.301	24.738	1'46.462	207,7	10:05'23.920

17/04/2026 P = Pits In/Out - C = Lap Time Cancelled

These data/results cannot be reproduced, stored and/or transmitted in whole or in part by any manner of electronic, mechanical, photocopying, recording, broadcasting or otherwise now known or herein after developed without the previous express consent by the copyright owner, except for reproduction in daily press and regular printed publications on sale to the public within 60 days of the event related to those data/results and always provided that copyright symbol appears together as follows below.

© DORNA WSBK ORGANIZATION Srl 2026



Pirelli Dutch Round, 17-19 April 2026
Chronological Analysis Free Practice

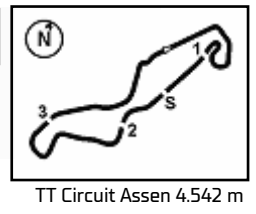
33° 13 I. SCHUNSELAAR [1'46.307]							
Lap	Seg.1	Seg.2	Seg.3	Seg.4	Lap Time	km/h	Local Time
		19.126	30.845	25.849		213,0	9:41'58.274
1	35.754	17.931	29.918	25.390	1'48.993	217,3	9:43'47.267
2	35.231	18.160	29.464	25.080	1'47.935	212,2	9:45'35.202
3	34.947	18.140	29.359	25.153	1'47.599	218,6	9:47'22.801
4	35.057	17.936	29.591	25.080	1'47.664	217,3	9:49'10.465
5	34.642	17.839	29.375	24.920	1'46.776	213,9	9:50'57.241
6	34.816	17.871	29.224	25.307	1'47.218	213,4	9:52'44.459
7	34.858	17.881	29.391	25.305	1'47.435	210,9	9:54'31.894
8	34.642	17.724	29.015	24.926	1'46.307	215,6	9:56'18.201
9	37.087	18.070	29.542	25.030	1'49.729	211,8	9:58'07.930
10	34.567	17.926	29.660	24.804	1'46.957	211,8	9:59'54.887
11	34.602	17.839	29.334	25.002	1'46.777	213,4	10:01'41.664
12	35.086	17.659	29.384	24.541	1'46.670	216,4	10:03'28.334
13	35.137	17.591	29.175	24.945	1'46.848	218,2	10:05'15.182

34° 41 I. PERISTERAS [1'47.210]							
Lap	Seg.1	Seg.2	Seg.3	Seg.4	Lap Time	km/h	Local Time
		18.833	31.523	26.399	C	211,8	9:42'15.204
1	36.299	18.304	30.108	25.529	1'50.240	212,2	9:44'05.444
2	35.669	18.060	29.674	25.187	1'48.590	215,1	9:45'54.034
3	35.186	17.828	29.677	25.284	1'47.975	215,1	9:47'42.009
4	34.972	17.861	29.652	25.111	1'47.596	214,3	9:49'29.605
5	34.709	17.883	29.662	24.956	1'47.210	213,0	9:51'16.815
6	34.575	17.707	29.466	25.028	1'46.776C	215,1	9:53'03.591
7	34.471	17.689	29.462	35.361	1'56.983P	214,3	9:55'00.574
8	2'52.857	18.788	31.353	37.524	4'20.522P	206,1	9:59'21.096
9	3'34.688	18.412	30.749	25.741	4'49.590P	211,8	10:04'10.686
10	47.192	23.872	36.201	39.997	2'27.262P	170,6	10:06'37.948

17/04/2026 P = Pits In/Out - C = Lap Time Cancelled

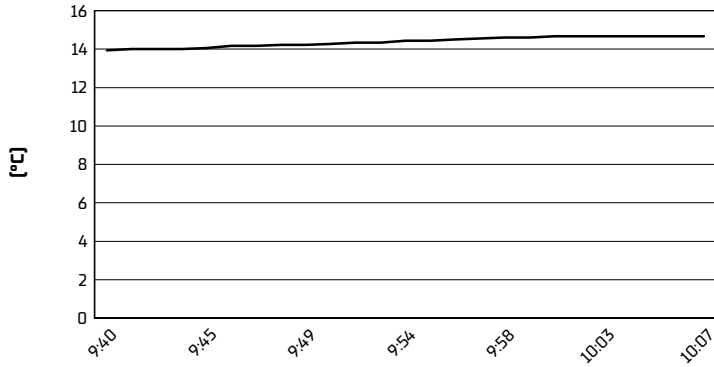
These data/results cannot be reproduced, stored and/or transmitted in whole or in part by any manner of electronic, mechanical, photocopying, recording, broadcasting or otherwise now known or herein after developed without the previous express consent by the copyright owner, except for reproduction in daily press and regular printed publications on sale to the public within 60 days of the event related to those data/results and always provided that copyright symbol appears together as follows below.

© DORNA WSBK ORGANIZATION Srl 2026

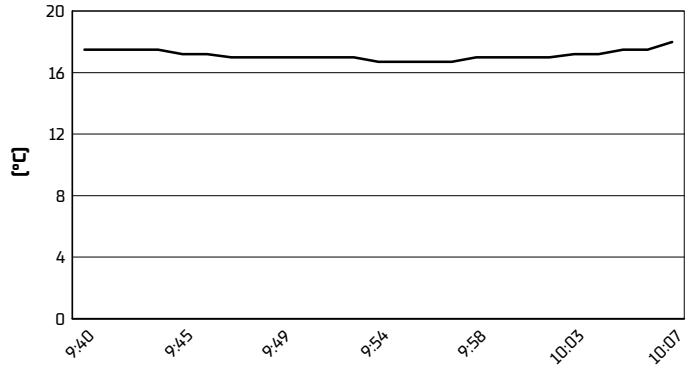


Pirelli Dutch Round, 17-19 April 2026
Weather Report Free Practice
Session started 09:40 - Session ended 10:08


Air Temperature



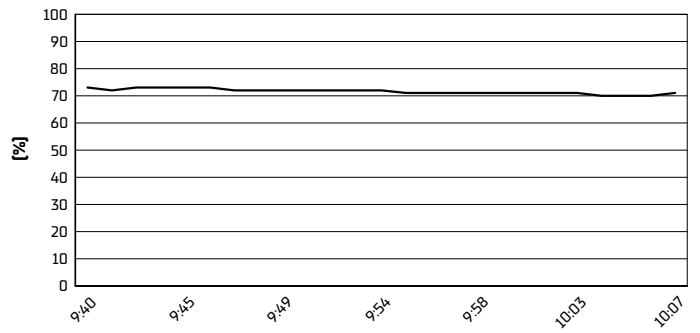
Track Temperature



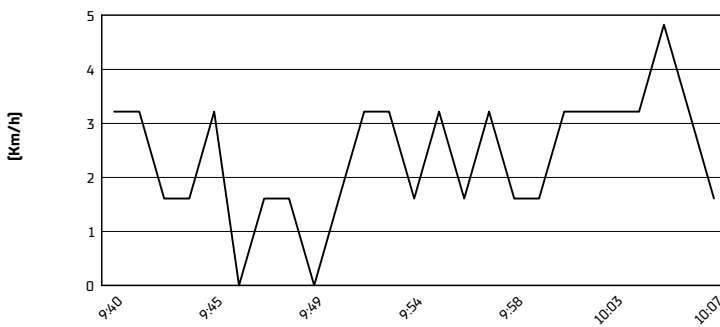
Air Pressure



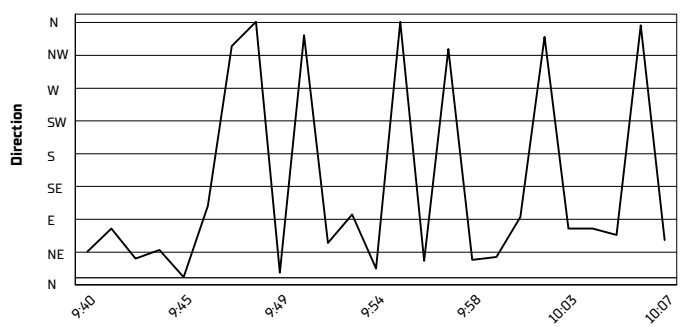
Humidity



Wind Speed



Wind Direction



17/04/2026

These data/results cannot be reproduced, stored and/or transmitted in whole or in part by any manner of electronic, mechanical, photocopying, recording, broadcasting or otherwise now known or herein after developed without the previous express consent by the copyright owner, except for reproduction in daily press and regular printed publications on sale to the public within 60 days of the event related to those data/results and always provided that copyright symbol appears together as follows below.

© DORNA WSBK ORGANIZATION Srl 2026