

Pirelli Dutch Round, 17–19 April 2026
Results Tissot Superpole

TT Circuit Assen 4.542 m

1 / 2

No.	Rider	Nat	Team	Bike	Time	Gap	Rel.	Laps	Speed	
									Avg	Max
1	71 L. VENEMAN	NED	MTM Kawasaki	Kawasaki ZX-6R 636	1'42.499			10	159,525	228,8
2	6 J. BUIS	NED	Track & Trades Wixx Racing	Suzuki GSX-8R	1'42.505	0.006	0.006	9	159,516	223,6
3	34 X. ARTIGAS	ESP	MTM Kawasaki	Kawasaki ZX-6R 636	1'42.716	0.217	0.211	11	159,188	220,4
4	68 K. BEEKMANS	NED	VLR Racing Team Suzuki	Suzuki GSX-8R	1'42.765	0.266	0.049	11	159,113	225,0
5	38 D. SALVADOR	ESP	Team ProDina Kawasaki XCI	Kawasaki ZX-6R 636	1'42.853	0.354	0.088	11	158,976	225,0
6	65 F. FLEERACKERS	BEL	Track & Trades Wixx Racing	Suzuki GSX-8R	1'42.862	0.363	0.009	12	158,962	225,0
7	73 F. SEABRIGHT	GBR	PHR Performance Triumph	Triumph Daytona 660	1'42.938	0.439	0.076	10	158,845	227,8
8	43 M. GAGGI	ITA	Team BrCorse	Yamaha YZF-R7	1'42.970	0.471	0.032	11	158,796	226,4
9	91 M. VANNUCCI	ITA	Revo-M2	Aprilia RS 660 Factory	1'42.994	0.495	0.024	11	158,759	215,1
10	47 A. TORRES	ESP	Team ProDina Kawasaki XCI	Kawasaki ZX-6R 636	1'43.089	0.590	0.095	11	158,612	224,1
11	50 C. THOMPSON	AUS	Team BrCorse	Yamaha YZF-R7	1'43.128	0.629	0.039	11	158,552	223,6
12	27 F. MULYA	INA	Progp Nitiracing	Yamaha YZF-R7	1'43.396	0.897	0.268	3	158,142	225,0
13	18 B. IERACI	ITA	CM Triumph Factory Racing	Triumph Daytona 660	1'43.478	0.979	0.082	10	158,016	221,3
14	11 M. SORRENTI	ITA	Revo-M2	Aprilia RS 660 Factory	1'43.504	1.005	0.026	11	157,977	215,1
15	7 B. FERNANDEZ	ESP	Kove Racing Team 109	Kove 450RR	1'43.621	1.122	0.117	12	157,798	227,4
16	23 E. BARTOLINI	ITA	CM Triumph Factory Racing	Triumph Daytona 660	1'43.835	1.336	0.214	12	157,473	220,9
17	55 H. DESSOY	GBR	PHR Performance Triumph	Triumph Daytona 660	1'43.836	1.337	0.001	9	157,471	228,8
18	77 J. OSUNA	ESP	Deza-Box 77 Racing Team	Kawasaki ZX-6R 636	1'44.120	1.621	0.284	12	157,042	225,0
19	69 A. DI PERSIO	ITA	ARCO Yamaha MotoR University Team	Yamaha YZF-R7	1'44.166	1.667	0.046	9	156,973	223,1
20	16 A. FUERTE	ESP	Deza-Box 77 Racing Team	Kawasaki ZX-6R 636	1'44.169	1.670	0.003	10	156,968	225,0
21	39 J. RISUENO	ESP	Pons Motosport Italika Racing	Kawasaki ZX-6R 636	1'44.188	1.689	0.019	10	156,939	221,8
22	33 G. SANCHEZ	ESP	ARCO Yamaha MotoR University Team	Yamaha YZF-R7	1'44.340	1.841	0.152	11	156,711	224,5
23	41 I. PERISTERAS	GRE	MMR	Aprilia RS 660 Factory	1'44.365	1.866	0.025	11	156,673	223,1
24	40 J. CORREA	USA	Pons Motosport Italika Racing	Kawasaki ZX-6R 636	1'44.462	1.963	0.097	12	156,528	225,0
25	66 P. TONN	GER	Kove Racing Team 109	Kove 450RR	1'44.496	1.997	0.034	12	156,477	223,1
26	26 M. GENNAI	ITA	Panattoni BGR Smrz Racing	Yamaha YZF-R7	1'44.514	2.015	0.018	11	156,450	218,6
27	89 T. AKSU	AUS	PATA AG Motorsport Italia	Yamaha YZF-R7	1'44.569	2.070	0.055	11	156,368	223,6
28	21 T. SOVICKA	CZE	Panattoni BGR Smrz Racing	Yamaha YZF-R7	1'44.628	2.129	0.059	11	156,279	223,1
29	92 G. CAZARD	FRA	Yamaha AD78 FIMLA by MS Racing	Yamaha YZF-R7	1'44.817	2.318	0.189	11	155,998	220,9
30	98 T. BENETTI	ITA	MMR	Aprilia RS 660 Factory	1'44.918	2.419	0.101	11	155,847	221,8
31	79 T. ALONSO	POR	Miguel Oliveira Team	Yamaha YZF-R7	1'45.253	2.754	0.335	12	155,351	219,5
32	12 H. MAIER	BRA	Yamaha AD78 FIMLA by MS Racing	Yamaha YZF-R7	1'45.298	2.799	0.045	7	155,285	220,0
33	13 I. SCHUNSELAAR	NED	Indi Racing by Yamaha Ten Kare Racing	Yamaha YZF-R7	1'45.409	2.910	0.111	13	155,121	222,7
34	93 A. AGASKA	INA	Progp Nitiracing	Yamaha YZF-R7	1'46.181	3.682	0.772	9	153,994	225,0

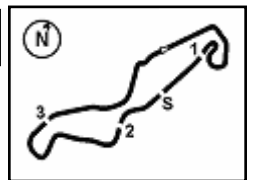
Qualifying Lap Time (105% of 1'42.499): 1'47.624

AIR	Humidity:	50%	Temp:	18°C
TRACK	Condition:	Dry	Temp:	25°C

Start 14:10 End 14:38 The results are provisional until the end of the time limit for protests and appeals and the completion of the technical checks. Clerk Of The Course: **Roland Brontsema** Publication Time: **14:45**

These data/results cannot be reproduced, stored and/or transmitted in whole or in part by any manner of electronic, mechanical, photocopying, recording, broadcasting or otherwise now known or herein after developed without the previous express consent by the copyright owner, except for reproduction in daily press and regular printed publications on sale to the public within 60 days of the event related to those data/results and always provided that copyright symbol appears together as follows below.

© DORNA WSBK ORGANIZATION Srl 2026



Pirelli Dutch Round, 17-19 April 2026
Results Tissot Superpole

Session Highlights

Local Time	No. Rider	Description
14.10.00		Start of Session
14.11.41		Yellow Flag Out - Turn 7
14.11.46		Yellow Flag In - Turn 7
14.11.46		Riders Under Yellow Flag at Turn 7: #27
14.12.04	27 F. MULYA	#27 Stopped with Technical Problem - Turn 6
14.15.26	41 I. PERISTERAS	#41 Lap Time Cancelled [1'46.291] - Exceeded Track Limits - Turn 18
14.16.51	11 M. SORRENTI	#11 Lap Time Cancelled (First Lap) - Exceeded Track Limits - Turn 17
14.17.19	11 M. SORRENTI	#11 Lap Cancelled [1'47.851] - Course Cutting on Previous Lap - Turn 17
14.17.29	40 J. CORREA	#40 Lap Time Cancelled [1'48.370] - Exceeded Track Limits - Turn 18
14.18.03	23 E. BARTOLINI	#23 Lap Time Cancelled [1'44.130] - Exceeded Track Limits - Turn 18
14.23.40	40 J. CORREA	#40 Lap Time Cancelled [1'45.056] - Exceeded Track Limits - Turn 18
14.25.31	93 A. AGASKA	#93 Lap Time Cancelled [5'13.607] - Exceeded Track Limits - Turn 17
14.27.35	6 J. BUIS	#6 Lap Time Cancelled [1'42.645] - Exceeded Track Limits - Turn 15
14.28.01	93 A. AGASKA	#93 Lap Cancelled [1'45.733] - Course Cutting on Previous Lap - Turn 17
14.28.11		Yellow Flag Out - Turn 1-2
14.28.20	7 B. FERNANDEZ	#7 Lap Time Cancelled [1'42.927] - Exceeded Track Limits - Turn 18
14.28.21	27 F. MULYA	#27 Crashed - Turn 1
14.28.52		Yellow Flag Out - Turn 1-2
14.29.12	41 I. PERISTERAS	#41 Lap Time Cancelled [1'44.521] - Exceeded Track Limits - Turn 18
14.29.53		Yellow Flag In - Turn 1-2
14.29.54		Riders Under Yellow Flag at Turn 1-2: #93 #68 #16 #41 #13 #47 #38 #69 #73 #12 #33 #6 #89 #65
14.29.54		Riders Under Yellow Flag at Turn 1-2: #7 #77 #50 #23 #79 #43 #98 #66 #92 #71 #39 #40 #91
14.31.10	89 T. AKSU	#89 Lap Time Cancelled [1'47.663] - Exceeded Track Limits - Turn 18
14.33.48	98 T. BENETTI	#98 Lap Time Cancelled [1'44.755] - Exceeded Track Limits - Turn 18
14.34.18	40 J. CORREA	#40 Lap Time Cancelled [1'44.389] - Exceeded Track Limits - Turn 18
14.35.01	65 F. FLEERACKERS	#65 Lap Time Cancelled [1'53.402] - Exceeded Track Limits - Turn 17
14.35.48	21 T. SOVICKA	#21 Lap Time Cancelled [1'46.459] - Exceeded Track Limits - Turn 17
14.35.50	65 F. FLEERACKERS	#65 Lap Cancelled [1'47.222] - Course Cutting on Previous Lap - Turn 17
14.36.34	79 T. ALONSO	#79 Lap Time Cancelled [1'45.407] - Exceeded Track Limits - Turn 18
14.42.14		End of Session

Fastest Laps Sequence

No.	Rider	Nat	Team	Bike	Local Time	Time	Gap	Avg
91	M. VANNUCCI	ITA	Revo-M2	Aprilia RS 660 Factory	14:13'32.197	1'45.085		155,600
65	F. FLEERACKERS	BEL	Track & Trades Wixx Racing	Suzuki GSX-8R	14:13'33.421	1'44.273	-0.812	156,811
73	F. SEABRIGHT	GBR	PHR Performance Triumph	Triumph Daytona 660	14:13'40.931	1'43.762	-0.511	157,584
18	B. IERACI	ITA	CM Triumph Factory Racing	Triumph Daytona 660	14:13'43.999	1'43.653	-0.109	157,749
50	C. THOMPSON	AUS	Team BrCorse	Yamaha YZF-R7	14:14'17.085	1'43.271	-0.382	158,333
71	L. VENEMAN	NED	MTM Kawasaki	Kawasaki ZX-6R 636	14:15'59.169	1'43.227	-0.044	158,400
50	C. THOMPSON	AUS	Team BrCorse	Yamaha YZF-R7	14:16'00.213	1'43.128	-0.099	158,552
71	L. VENEMAN	NED	MTM Kawasaki	Kawasaki ZX-6R 636	14:23'08.315	1'42.499	-0.629	159,525

17/04/2026 Start 14:10 End 14:38

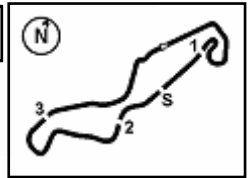
The results are provisional until the end of the time limit for protests and appeals and the completion of the technical checks.

Clerk Of The Course: **Roland Brontsema**
Publication Time: **14:45**

These data/results cannot be reproduced, stored and/or transmitted in whole or in part by any manner of electronic, mechanical, photocopying, recording, broadcasting or otherwise now known or herein after developed without the previous express consent by the copyright owner, except for reproduction in daily press and regular printed publications on sale to the public within 60 days of the event related to those data/results and always provided that copyright symbol appears together as follows below.

© DORNA WSBK ORGANIZATION Srl 2026





Pirelli Dutch Round, 17-19 April 2026
Best Sectors & Speed Tissot Superpole

BEST LAP		
1	71 L. VENEMAN	Kawasaki ZX-6R 636 1'42.499
2	6 J. BUIS	Suzuki GSX-8R 1'42.505
3	34 X. ARTIGAS	Kawasaki ZX-6R 636 1'42.716
4	68 K. BEEKMANS	Suzuki GSX-8R 1'42.765
5	38 D. SALVADOR	Kawasaki ZX-6R 636 1'42.853
6	65 F. FLEERACKERS	Suzuki GSX-8R 1'42.862
7	73 F. SEABRIGHT	Triumph Daytona 660 1'42.938
8	43 M. GAGGI	Yamaha YZF-R7 1'42.970
9	91 M. VANNUCCI	Aprilia RS 660 Factory 1'42.994
10	47 A. TORRES	Kawasaki ZX-6R 636 1'43.089
11	50 C. THOMPSON	Yamaha YZF-R7 1'43.128
12	27 F. MULYA	Yamaha YZF-R7 1'43.396
13	18 B. IERACI	Triumph Daytona 660 1'43.478
14	11 M. SORRENTI	Aprilia RS 660 Factory 1'43.504
15	7 B. FERNANDEZ	Kove 450RR 1'43.621
16	23 E. BARTOLINI	Triumph Daytona 660 1'43.835
17	55 H. DESSOY	Triumph Daytona 660 1'43.836
18	77 J. OSUNA	Kawasaki ZX-6R 636 1'44.120
19	69 A. DI PERSIO	Yamaha YZF-R7 1'44.166
20	16 A. FUERTES	Kawasaki ZX-6R 636 1'44.169
21	39 J. RISUENO	Kawasaki ZX-6R 636 1'44.188
22	33 G. SANCHEZ	Yamaha YZF-R7 1'44.340
23	41 I. PERISTERAS	Aprilia RS 660 Factory 1'44.365
24	40 J. CORREA	Kawasaki ZX-6R 636 1'44.462
25	66 P. TONN	Kove 450RR 1'44.496
26	26 M. GENNAI	Yamaha YZF-R7 1'44.514
27	89 T. AKSU	Yamaha YZF-R7 1'44.569
28	21 T. SOVICKA	Yamaha YZF-R7 1'44.628
29	92 G. CAZARD	Yamaha YZF-R7 1'44.817
30	98 T. BENETTI	Aprilia RS 660 Factory 1'44.918
31	79 T. ALONSO	Yamaha YZF-R7 1'45.253
32	12 H. MAIER	Yamaha YZF-R7 1'45.298
33	13 I. SCHUNSELAAR	Yamaha YZF-R7 1'45.409
34	93 A. AGASKA	Yamaha YZF-R7 1'46.181

SPEED		
1	71 L. VENEMAN	Kawasaki ZX-6R 636 228,8
2	55 H. DESSOY	Triumph Daytona 660 228,8
3	73 F. SEABRIGHT	Triumph Daytona 660 227,8
4	7 B. FERNANDEZ	Kove 450RR 227,4
5	43 M. GAGGI	Yamaha YZF-R7 226,4
6	68 K. BEEKMANS	Suzuki GSX-8R 225,0
7	40 J. CORREA	Kawasaki ZX-6R 636 225,0
8	38 D. SALVADOR	Kawasaki ZX-6R 636 225,0
9	16 A. FUERTES	Kawasaki ZX-6R 636 225,0
10	65 F. FLEERACKERS	Suzuki GSX-8R 225,0
11	27 F. MULYA	Yamaha YZF-R7 225,0
12	93 A. AGASKA	Yamaha YZF-R7 225,0
13	77 J. OSUNA	Kawasaki ZX-6R 636 225,0
14	33 G. SANCHEZ	Yamaha YZF-R7 224,5
15	47 A. TORRES	Kawasaki ZX-6R 636 224,1
16	6 J. BUIS	Suzuki GSX-8R 223,6
17	50 C. THOMPSON	Yamaha YZF-R7 223,6
18	89 T. AKSU	Yamaha YZF-R7 223,6
19	21 T. SOVICKA	Yamaha YZF-R7 223,1
20	66 P. TONN	Kove 450RR 223,1
21	69 A. DI PERSIO	Yamaha YZF-R7 223,1
22	41 I. PERISTERAS	Aprilia RS 660 Factory 223,1
23	13 I. SCHUNSELAAR	Yamaha YZF-R7 222,7
24	39 J. RISUENO	Kawasaki ZX-6R 636 221,8
25	98 T. BENETTI	Aprilia RS 660 Factory 221,8
26	18 B. IERACI	Triumph Daytona 660 221,3
27	23 E. BARTOLINI	Triumph Daytona 660 220,9
28	92 G. CAZARD	Yamaha YZF-R7 220,9
29	34 X. ARTIGAS	Kawasaki ZX-6R 636 220,4
30	12 H. MAIER	Yamaha YZF-R7 220,0
31	79 T. ALONSO	Yamaha YZF-R7 219,5
32	26 M. GENNAI	Yamaha YZF-R7 218,6
33	91 M. VANNUCCI	Aprilia RS 660 Factory 215,1
34	11 M. SORRENTI	Aprilia RS 660 Factory 215,1

SEG. 1		
1	71 L. VENEMAN	33.176
2	34 X. ARTIGAS	33.334
3	73 F. SEABRIGHT	33.390
4	6 J. BUIS	33.416
5	38 D. SALVADOR	33.472
6	43 M. GAGGI	33.501
7	50 C. THOMPSON	33.507
8	91 M. VANNUCCI	33.522
9	65 F. FLEERACKERS	33.554
10	68 K. BEEKMANS	33.563
11	7 B. FERNANDEZ	33.580
12	27 F. MULYA	33.585
13	47 A. TORRES	33.592
14	18 B. IERACI	33.597
15	23 E. BARTOLINI	33.635
16	11 M. SORRENTI	33.646
17	77 J. OSUNA	33.746
18	69 A. DI PERSIO	33.765
19	89 T. AKSU	33.806
20	39 J. RISUENO	33.867
21	41 I. PERISTERAS	33.905
22	21 T. SOVICKA	33.905
23	55 H. DESSOY	33.920
24	16 A. FUERTES	33.962
25	40 J. CORREA	34.012
26	98 T. BENETTI	34.031
27	12 H. MAIER	34.064
28	92 G. CAZARD	34.068
29	33 G. SANCHEZ	34.072
30	26 M. GENNAI	34.077
31	79 T. ALONSO	34.095
32	66 P. TONN	34.134
33	13 I. SCHUNSELAAR	34.167
34	93 A. AGASKA	34.362

SEG. 2		
1	71 L. VENEMAN	16.829
2	7 B. FERNANDEZ	16.833
3	38 D. SALVADOR	16.863
4	65 F. FLEERACKERS	16.881
5	68 K. BEEKMANS	16.925
6	6 J. BUIS	16.927
7	50 C. THOMPSON	16.945
8	47 A. TORRES	16.964
9	43 M. GAGGI	17.008
10	73 F. SEABRIGHT	17.010
11	18 B. IERACI	17.049
12	34 X. ARTIGAS	17.050
13	91 M. VANNUCCI	17.052
14	23 E. BARTOLINI	17.053
15	27 F. MULYA	17.081
16	11 M. SORRENTI	17.085
17	55 H. DESSOY	17.098
18	16 A. FUERTES	17.112
19	69 A. DI PERSIO	17.138
20	98 T. BENETTI	17.169
21	66 P. TONN	17.179
22	41 I. PERISTERAS	17.181
23	26 M. GENNAI	17.191
24	89 T. AKSU	17.216
25	33 G. SANCHEZ	17.218
26	77 J. OSUNA	17.223
27	40 J. CORREA	17.228
28	39 J. RISUENO	17.230
29	21 T. SOVICKA	17.267
30	79 T. ALONSO	17.332
31	12 H. MAIER	17.349
32	92 G. CAZARD	17.458
33	93 A. AGASKA	17.485
34	13 I. SCHUNSELAAR	17.501

SEG. 3		
1	71 L. VENEMAN	28.192
2	6 J. BUIS	28.290
3	7 B. FERNANDEZ	28.302
4	68 K. BEEKMANS	28.330
5	11 M. SORRENTI	28.344
6	34 X. ARTIGAS	28.349
7	91 M. VANNUCCI	28.358
8	73 F. SEABRIGHT	28.381
9	50 C. THOMPSON	28.393
10	65 F. FLEERACKERS	28.408
11	43 M. GAGGI	28.421
12	38 D. SALVADOR	28.440
13	27 F. MULYA	28.452
14	23 E. BARTOLINI	28.498
15	55 H. DESSOY	28.504
16	18 B. IERACI	28.514
17	47 A. TORRES	28.539
18	77 J. OSUNA	28.540
19	89 T. AKSU	28.555
20	26 M. GENNAI	28.583
21	16 A. FUERTES	28.615
22	69 A. DI PERSIO	28.645
23	39 J. RISUENO	28.662
24	41 I. PERISTERAS	28.720
25	21 T. SOVICKA	28.752
26	13 I. SCHUNSELAAR	28.763
27	40 J. CORREA	28.766
28	66 P. TONN	28.805
29	33 G. SANCHEZ	28.815
30	98 T. BENETTI	28.854
31	92 G. CAZARD	28.881
32	79 T. ALONSO	28.937
33	93 A. AGASKA	29.007
34	12 H. MAIER	29.050

SEG. 4		
1	6 J. BUIS	23.754
2	7 B. FERNANDEZ	23.834
3	65 F. FLEERACKERS	23.912
4	43 M. GAGGI	23.916
5	91 M. VANNUCCI	23.927
6	68 K. BEEKMANS	23.928
7	73 F. SEABRIGHT	23.930
8	38 D. SALVADOR	23.931
9	34 X. ARTIGAS	23.936
10	47 A. TORRES	23.949
11	50 C. THOMPSON	24.013
12	71 L. VENEMAN	24.025
13	27 F. MULYA	24.042
14	18 B. IERACI	24.069
15	33 G. SANCHEZ	24.119
16	23 E. BARTOLINI	24.135
17	16 A. FUERTES	24.138
18	41 I. PERISTERAS	24.139
19	55 H. DESSOY	24.195
20	11 M. SORRENTI	24.216
21	26 M. GENNAI	24.216
22	69 A. DI PERSIO	24.222
23	89 T. AKSU	24.244
24	77 J. OSUNA	24.245
25	40 J. CORREA	24.262
26	92 G. CAZARD	24.269
27	12 H. MAIER	24.295
28	39 J. RISUENO	24.311
29	21 T. SOVICKA	24.337
30	66 P. TONN	24.353
31	79 T. ALONSO	24.417
32	98 T. BENETTI	24.533
33	13 I. SCHUNSELAAR	24.602
34	93 A. AGASKA	24.624

17/04/2026

These data/results cannot be reproduced, stored and/or transmitted in whole or in part by any manner of electronic, mechanical, photocopying, recording, broadcasting or otherwise now known or herein after developed without the previous express consent by the copyright owner, except for reproduction in daily press and regular printed publications on sale to the public within 60 days of the event related to those data/results and always provided that copyright symbol appears together as follows below.

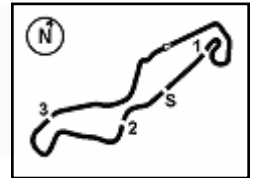
© DORNA WSBK ORGANIZATION Srl 2026



Pirelli Dutch Round, 17-19 April 2026
Ideal Times Tissot Superpole

No. Rider	Nat	Bike	Seg. 1	Seg. 2	Seg. 3	Seg. 4	Ideal Time			
			Diff. 1	Diff. 2	Diff. 3	Diff. 4	Best Lap	Pos.	Diff.	
1	71 L. VENEMAN	NED	Kawasaki ZX-6R 636	33.176	16.829 +0.272	28.192	24.025 +0.005	1'42.222 1'42.499	1	0.277
2	6 J. BUIS	NED	Suzuki GSX-8R	33.416	16.927 +0.118	28.290	23.754	1'42.387 1'42.505	2	0.118
3	7 B. FERNANDEZ	ESP	Kove 450RR	33.580 +0.098	16.833 +0.294	28.302 +0.314	23.834 +0.366	1'42.549 1'43.621	15	1.072
4	34 X. ARTIGAS	ESP	Kawasaki ZX-6R 636	33.334	17.050 +0.047	28.349	23.936	1'42.669 1'42.716	3	0.047
5	38 D. SALVADOR	ESP	Kawasaki ZX-6R 636	33.472 +0.044	16.863 +0.057	28.440 +0.026	23.931 +0.020	1'42.706 1'42.853	5	0.147
6	73 F. SEABRIGHT	GBR	Triumph Daytona 660	33.390	17.010	28.381	23.930 +0.227	1'42.711 1'42.938	7	0.227
7	68 K. BEEKMANS	NED	Suzuki GSX-8R	33.563	16.925 +0.019	28.330	23.928	1'42.746 1'42.765	4	0.019
8	65 F. FLEERACKERS	BEL	Suzuki GSX-8R	33.554 +0.107	16.881	28.408	23.912	1'42.755 1'42.862	6	0.107
9	43 M. GAGGI	ITA	Yamaha YZF-R7	33.501	17.008 +0.124	28.421	23.916	1'42.846 1'42.970	8	0.124
10	50 C. THOMPSON	AUS	Yamaha YZF-R7	33.507	16.945 +0.036	28.393 +0.007	24.013 +0.227	1'42.858 1'43.128	11	0.270
11	91 M. VANNUCCI	ITA	Aprilia RS 660 Factory	33.522 +0.066	17.052	28.358 +0.006	23.927 +0.063	1'42.859 1'42.994	9	0.135
12	47 A. TORRES	ESP	Kawasaki ZX-6R 636	33.592	16.964 +0.016	28.539 +0.029	23.949	1'43.044 1'43.089	10	0.045
13	27 F. MULYA	INA	Yamaha YZF-R7	33.585	17.081	28.452	24.042 +0.236	1'43.160 1'43.396	12	0.236
14	18 B. IERACI	ITA	Triumph Daytona 660	33.597	17.049	28.514 +0.111	24.069 +0.138	1'43.229 1'43.478	13	0.249
15	11 M. SORRENTI	ITA	Aprilia RS 660 Factory	33.646	17.085	28.344 +0.168	24.216 +0.045	1'43.291 1'43.504	14	0.213
16	23 E. BARTOLINI	ITA	Triumph Daytona 660	33.635 +0.248	17.053 +0.155	28.498 +0.057	24.135 +0.054	1'43.321 1'43.835	16	0.514
17	55 H. DESSOY	GBR	Triumph Daytona 660	33.920	17.098 +0.114	28.504	24.195 +0.005	1'43.717 1'43.836	17	0.119
18	77 J. OSUNA	ESP	Kawasaki ZX-6R 636	33.746 +0.033	17.223 +0.139	28.540 +0.115	24.245 +0.079	1'43.754 1'44.120	18	0.366
19	69 A. DI PERSIO	ITA	Yamaha YZF-R7	33.765	17.138 +0.149	28.645	24.222 +0.247	1'43.770 1'44.166	19	0.396
20	89 T. AKSU	AUS	Yamaha YZF-R7	33.806 +0.088	17.216 +0.013	28.555 +0.087	24.244 +0.560	1'43.821 1'44.569	27	0.748
21	16 A. FUERTES	ESP	Kawasaki ZX-6R 636	33.962 +0.045	17.112 +0.132	28.615	24.138 +0.165	1'43.827 1'44.169	20	0.342
22	41 I. PERISTERAS	GRE	Aprilia RS 660 Factory	33.905 +0.181	17.181 +0.121	28.720 +0.118	24.139	1'43.945 1'44.365	23	0.420
23	26 M. GENNAI	ITA	Yamaha YZF-R7	34.077 +0.182	17.191	28.583	24.216 +0.265	1'44.067 1'44.514	26	0.447
24	39 J. RISUENO	ESP	Kawasaki ZX-6R 636	33.867	17.230 +0.016	28.662	24.311 +0.102	1'44.070 1'44.188	21	0.118
25	33 G. SANCHEZ	ESP	Yamaha YZF-R7	34.072	17.218 +0.081	28.815 +0.035	24.119	1'44.224 1'44.340	22	0.116
26	21 T. SOVICKA	CZE	Yamaha YZF-R7	33.905	17.267 +0.141	28.752 +0.151	24.337 +0.075	1'44.261 1'44.628	28	0.367
27	40 J. CORREA	USA	Kawasaki ZX-6R 636	34.012 +0.007	17.228 +0.081	28.766 +0.106	24.262	1'44.268 1'44.462	24	0.194
28	66 P. TONN	GER	Kove 450RR	34.134	17.179 +0.025	28.805	24.353	1'44.471 1'44.496	25	0.025
29	98 T. BENETTI	ITA	Aprilia RS 660 Factory	34.031 +0.235	17.169 +0.012	28.854	24.533 +0.084	1'44.587 1'44.918	30	0.331
30	92 G. CAZARD	FRA	Yamaha YZF-R7	34.068	17.458 +0.082	28.881 +0.059	24.269	1'44.676 1'44.817	29	0.141
31	12 H. MAIER	BRA	Yamaha YZF-R7	34.064 +0.100	17.349	29.050 +0.287	24.295 +0.153	1'44.758 1'45.298	32	0.540
32	79 T. ALONSO	POR	Yamaha YZF-R7	34.095	17.332 +0.106	28.937	24.417 +0.366	1'44.781 1'45.253	31	0.472
33	13 I. SCHUNSELAAR	NED	Yamaha YZF-R7	34.167 +0.152	17.501 +0.116	28.763 +0.108	24.602	1'45.033 1'45.409	33	0.376
34	93 A. AGASKA	INA	Yamaha YZF-R7	34.362 +0.089	17.485 +0.255	29.007	24.624 +0.359	1'45.478 1'46.181	34	0.703
Overall Ideal Time				33.176	16.829	28.192	23.754	1'41.951		

17/04/2026
These data/results cannot be reproduced, stored and/or transmitted in whole or in part by any manner of electronic, mechanical, photocopying, recording, broadcasting or otherwise now known or herein after developed without the previous express consent by the copyright owner, except for reproduction in daily press and regular printed publications on sale to the public within 60 days of the event related to those data/results and always provided that copyright symbol appears together as follows below.
© DORNA WSBK ORGANIZATION Srl 2026



Pirelli Dutch Round, 17-19 April 2026
Chronological Analysis Tissot Superpole

1° 71 L. VENEMAN [1'42.499]							
Lap	Seg1	Seg2	Seg3	Seg4	Lap Time	km/h	Local Time
		17.382	28.957	24.465	210,9	14:12'31.983	
1	33.775	17.298	28.658	24.228	1'43.959	211,4	14:14'15.942
2	33.585	17.043	28.454	24.145	1'43.227	214,3	14:15'59.169
3	33.654	17.185	28.825	34.263	1'53.927P	213,9	14:17'53.096
4	2'22.773	17.355	28.557	24.035	3'32.720P	210,9	14:21'25.816
5	33.176	17.101	28.192	24.030	1'42.499	214,7	14:23'08.315
6	33.214	16.975	28.650	33.312	1'52.151P	216,0	14:25'00.466
7	4'04.148	17.510	29.306	24.655	5'15.619CP	213,9	14:30'16.085
8	33.431	17.077	29.238	24.025	1'43.771	225,5	14:31'59.856
9	33.650	16.829	29.027	24.981	1'44.487	228,8	14:33'44.343
10	33.419	17.902	29.309	24.098	1'44.728	213,4	14:35'29.071

2° 6 J. BUIS [1'42.505]							
Lap	Seg1	Seg2	Seg3	Seg4	Lap Time	km/h	Local Time
		18.271	33.853	34.807	214,3	14:12'02.980	
1	8'19.630	17.439	28.832	24.267	9'30.168P	213,4	14:21'33.148
2	33.588	17.235	28.312	24.085	1'43.220	211,4	14:23'16.368
3	33.416	17.045	28.290	23.754	1'42.505	214,3	14:24'58.873
4	33.467	16.963	28.345	23.870	1'42.645C	217,7	14:26'41.518
5	33.891	17.187	28.729	23.908	1'43.715	223,6	14:28'25.233
6	35.064	17.269	30.719	24.996	1'48.048C	219,1	14:30'13.281
7	33.586	17.102	28.540	23.993	1'43.221	215,6	14:31'56.502
8	37.843	17.154	29.079	24.742	1'48.818	223,1	14:33'45.320
9	33.789	16.927	28.749	24.594	1'44.059	223,1	14:35'29.379

3° 34 X. ARTIGAS [1'42.716]							
Lap	Seg1	Seg2	Seg3	Seg4	Lap Time	km/h	Local Time
		17.372	28.935	24.472	213,0	14:12'32.371	
1	33.861	17.245	28.623	24.107	1'43.836	214,7	14:14'16.207
2	33.806	17.120	28.520	24.275	1'43.721	215,1	14:15'59.928
3	33.765	17.274	28.633	34.494	1'54.166P	213,4	14:17'54.094
4	2'22.084	17.253	28.545	24.284	3'32.166P	217,3	14:21'26.260
5	33.334	17.097	28.349	23.936	1'42.716	216,4	14:23'08.976
6	33.404	17.050	28.368	24.081	1'42.903	216,0	14:24'51.879
7	34.047	17.191	29.004	24.760	1'45.002	216,9	14:26'36.881
8	33.864	17.365	29.091	36.536	1'56.856P	217,3	14:28'33.737
9	2'24.129	17.317	28.940	24.461	3'34.847P	213,9	14:32'08.584
10	33.722	17.191	28.753	24.070	1'43.736	216,0	14:33'52.320
11	33.693	17.080	28.515	24.005	1'43.293	220,4	14:35'35.613

4° 68 K. BEEKMANS [1'42.765]							
Lap	Seg1	Seg2	Seg3	Seg4	Lap Time	km/h	Local Time
		17.691	29.991	25.745	219,1	14:11'55.046	
1	34.426	17.542	28.689	24.368	1'45.025	217,3	14:13'40.071
2	33.841	17.126	28.845	24.337	1'44.149	221,3	14:15'24.220
3	34.172	17.325	28.718	34.692	1'54.907P	214,7	14:17'19.127
4	4'40.716	17.230	28.610	24.110	5'50.666P	220,4	14:23'09.793
5	33.563	16.944	28.330	23.928	1'42.765	217,7	14:24'52.558
6	34.004	16.925	28.755	24.429	1'44.113	225,0	14:26'36.671
7	33.752	17.533	28.902	24.446	1'44.633	213,4	14:28'21.304
8	35.182	17.511	36.328	24.930	1'53.951C	213,0	14:30'15.255
9	34.145	16.972	28.790	24.288	1'44.195	223,1	14:31'59.450
10	33.970	17.589	28.867	24.835	1'45.261	224,1	14:33'44.711
11	33.730	17.157	29.200	24.711	1'44.798	221,3	14:35'29.509

5° 38 D. SALVADOR [1'42.853]							
Lap	Seg1	Seg2	Seg3	Seg4	Lap Time	km/h	Local Time
		18.135	29.803	25.442	210,5	14:11'54.015	
1	38.004	17.372	32.020	24.442	1'51.838	215,6	14:13'45.853
2	33.909	17.211	28.674	24.369	1'44.163	216,4	14:15'30.016
3	33.772	17.087	28.707	24.160	1'43.726	218,2	14:17'13.742

4	33.762	17.048	28.528	24.107	1'43.445	220,4	14:18'57.187
5	33.985	17.161	29.014	33.583	1'53.743P	220,0	14:20'50.930
6	4'39.378	17.131	29.177	24.261	5'49.947P	219,1	14:26'40.877
7	33.516	16.920	28.466	23.951	1'42.853	223,6	14:28'23.730
8	36.711	17.287	35.970	24.218	1'54.186C	219,5	14:30'17.916
9	33.472	16.863	28.504	24.199	1'43.038	222,7	14:32'00.954
10	33.552	17.176	34.048	24.917	1'49.693	225,0	14:33'50.647
11	33.559	17.085	28.440	23.931	1'43.015	218,6	14:35'33.662

6° 65 F. FLEERACKERS [1'42.862]							
Lap	Seg1	Seg2	Seg3	Seg4	Lap Time	km/h	Local Time
		17.407	30.005	24.301	218,2	14:11'49.148	
1	34.092	17.257	28.806	24.118	1'44.273	216,4	14:13'33.421
2	34.019	17.244	28.758	24.169	1'44.190	215,1	14:15'17.611
3	37.662	17.431	29.071	33.639	1'57.803P	215,1	14:17'15.414
4	3'07.306	17.484	28.862	24.150	4'17.802P	216,0	14:21'33.216
5	33.832	17.068	28.434	23.972	1'43.306	220,0	14:23'16.522
6	33.661	16.881	28.408	23.912	1'42.862	220,4	14:24'59.384
7	33.554	16.957	28.458	24.089	1'43.058	220,4	14:26'42.442
8	33.727	16.988	28.652	23.981	1'43.348	224,5	14:28'25.790
9	35.015	17.067	30.497	25.027	1'47.606C	225,0	14:30'13.396
10	33.693	17.120	28.503	23.931	1'43.247	220,4	14:31'56.643
11	33.962	17.564	29.265	32.611	1'53.402C	213,4	14:33'50.045
12	37.088	17.410	28.763	23.961	1'47.222C	219,5	14:35'37.267

7° 73 F. SEABRIGHT [1'42.938]							
Lap	Seg1	Seg2	Seg3	Seg4	Lap Time	km/h	Local Time
		17.474	30.632	26.669	227,4	14:11'57.169	
1	34.176	17.183	28.473	23.930	1'43.762	225,9	14:13'40.931
2	33.753	17.082	28.801	24.238	1'43.874	226,9	14:15'24.805
3	33.982	17.171	28.534	24.271	1'43.958	223,1	14:17'08.763
4	33.813	17.619	29.099	33.348	1'53.879P	218,6	14:19'02.642
5	6'28.398	17.177	28.697	24.396	7'38.668P	223,6	14:26'41.310
6	33.390	17.010	28.381	24.157	1'42.938	224,1	14:28'24.248
7	36.472	17.350	30.117	26.018	1'49.957C	224,5	14:30'14.205
8	34.097	17.148	28.882	24.375	1'44.502	226,4	14:31'58.707
9	38.846	17.222	28.979	24.132	1'49.179		14:33'47.886
10	33.623	17.026	28.670	24.423	1'43.742	227,8	14:35'31.628

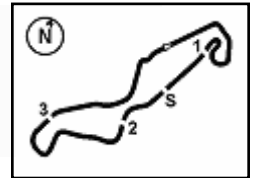
8° 43 M. GAGGI [1'42.970]							
Lap	Seg1	Seg2	Seg3	Seg4	Lap Time	km/h	Local Time
		17.570	28.809	24.403	211,4	14:12'36.457	
1	33.676	17.332	28.719	24.707	1'44.434	213,9	14:14'20.891
2	33.666	17.307	28.607	24.372	1'43.952	212,6	14:16'04.843
3	33.626	17.227	28.577	24.475	1'43.905	214,3	14:17'48.748
4	33.718	17.342	28.762	34.476	1'54.298P	216,0	14:19'43.046
5	3'59.680	17.230	28.568	24.500	5'09.978P	217,3	14:24'53.024
6	33.627	17.518	28.540	24.641	1'44.326	226,4	14:26'37.350
7	33.906	17.008	28.623	32.089	1'51.626	224,1	14:28'28.976
8	33.755	17.332	29.920	25.492	1'46.499C	222,2	14:30'15.475
9	33.704	17.244	29.564	24.394	1'44.906	222,7	14:32'00.381
10	34.172	17.502	33.847	25.053	1'50.574	220,9	14:33'50.955
11	33.501	17.132	28.421	23.916	1'42.970	220,0	14:35'33.925

9° 91 M. VANNUCCI [1'42.994]							
Lap	Seg1	Seg2	Seg3	Seg4	Lap Time	km/h	Local Time
		17.623	29.059	24.727	208,5	14:11'47.112	
1	34.290	17.333	28.965	24.497	1'45.085	210,1	14:13'32.197
2	34.002	17.278	28.752	24.456	1'44.488	210,1	14:15'16.685
3	33.918	17.246	28.784	24.399	1'44.347	211,8	14:17'01.032
4	33.887	17.282	28.764	33.575	1'53.508P	211,8	14:18'54.540
5	4'26.385	17.362	29.120	24.617	5'37.484P	213,0	14:24'32.024
6	33.588	17.052	28.364	23.990	1'42.994	213,4	14:26'15.018

17/04/2026 P = Pits In/Out - C = Lap Time Cancelled

These data/results cannot be reproduced, stored and/or transmitted in whole or in part by any manner of electronic, mechanical, photocopying, recording, broadcasting or otherwise now known or herein after developed without the previous express consent by the copyright owner, except for reproduction in daily press and regular printed publications on sale to the public within 60 days of the event related to those data/results and always provided that copyright symbol appears together as follows below.

© DORNA WSBK ORGANIZATION Srl 2026



Pirelli Dutch Round, 17-19 April 2026
Chronological Analysis Tissot Superpole

7	33.609	17.196	28.358	23.927	1'43.090	211,8	14:27'58.108
8	33.522	17.195	28.508	24.176	1'43.401	212,2	14:29'41.509
9	37.537	18.068	30.280	26.363	1'52.248C	203,4	14:31'33.757
10	35.495	17.316	29.209	25.001	1'47.021	215,1	14:33'20.778
11	33.678	17.101	28.483	23.997	1'43.259	214,7	14:35'04.037

4	34.113	17.314	28.864	24.408	1'44.699	214,3	14:18'59.001
5	34.132	17.465	29.097	35.262	1'55.956P	214,3	14:20'54.957
6	2'26.099	17.409	29.060	24.742	3'37.310P	215,1	14:24'32.267
7	33.646	17.085	28.512	24.261	1'43.504	214,7	14:26'15.771
8	33.813	17.311	28.729	24.216	1'44.069	209,3	14:27'59.840
9	40.748	17.579	29.261	35.090	2'02.678P	210,9	14:30'02.518
10	2'00.788	17.996	35.438	24.497	3'18.719P	206,9	14:33'21.237
11	33.718	17.261	28.344	24.471	1'43.794	213,9	14:35'05.031

10° 47 A. TORRES [1'43.089]							
Lap	Seg.1	Seg.2	Seg.3	Seg.4	Lap Time	km/h	Local Time
		17.562	29.629	24.456		221,3	14:11'48.533
1	34.228	17.532	28.874	24.649	1'45.283	210,9	14:13'33.816
2	33.998	17.207	28.801	24.229	1'44.235	219,1	14:15'18.051
3	33.835	17.187	28.701	24.463	1'44.186	216,4	14:17'02.237
4	34.045	17.241	28.733	24.378	1'44.397	217,7	14:18'46.634
5	34.717	17.500	29.400	34.707	1'56.324P	214,7	14:20'42.958
6	4'45.202	17.711	29.063	24.298	5'56.274P	215,1	14:26'39.232
7	34.062	17.203	28.637	24.279	1'44.181	217,7	14:28'23.413
8	34.747	17.186	39.556	24.557	1'56.046C	218,6	14:30'19.459
9	33.592	16.980	28.568	23.949	1'43.089	222,2	14:32'02.548
10	33.857	17.014	34.101	24.289	1'49.261		14:33'51.809
11	33.763	16.964	28.539	23.997	1'43.263	224,1	14:35'35.072

15° 7 B. FERNANDEZ [1'43.621]							
Lap	Seg.1	Seg.2	Seg.3	Seg.4	Lap Time	km/h	Local Time
		17.690	29.865	35.084		220,9	14:12'03.506
1	51.585	18.160	32.085	26.240	2'08.070P	207,3	14:14'11.576
2	36.524	18.104	30.260	24.141	1'49.029	213,4	14:16'00.605
3	33.678	17.127	28.616	24.200	1'43.621	225,0	14:17'44.226
4	33.580	17.216	28.535	24.309	1'43.640	217,3	14:19'27.866
5	34.404	17.480	28.680	35.258	1'55.822P	216,0	14:21'23.688
6	2'26.972	16.940	28.340	23.834	3'36.086P	220,0	14:24'59.774
7	33.662	16.833	28.302	24.130	1'42.927C	225,9	14:26'42.701
8	33.705	17.262	28.742	24.064	1'43.773	223,6	14:28'26.474
9	34.880	16.938	29.549	25.925	1'47.292C	223,6	14:30'13.766
10	33.861	17.242	28.601	24.578	1'44.282	227,4	14:31'58.048
11	36.920	17.391	28.668	24.487	1'47.466		14:33'45.514
12	33.817	16.984	28.564	24.457	1'43.822	223,1	14:35'29.336

11° 50 C. THOMPSON [1'43.128]							
Lap	Seg.1	Seg.2	Seg.3	Seg.4	Lap Time	km/h	Local Time
		17.453	28.548	24.296		214,3	14:12'33.814
1	33.682	17.079	28.393	24.117	1'43.271	216,9	14:14'17.085
2	33.507	16.981	28.400	24.240	1'43.128	220,4	14:16'00.213
3	33.598	16.945	28.506	24.237	1'43.286	220,0	14:17'43.499
4	37.348	17.578	29.222	34.551	1'58.699P	218,6	14:19'42.198
5	4'02.110	17.247	28.731	24.247	5'12.335P	220,9	14:24'54.533
6	34.744	17.256	28.846	24.013	1'44.859	216,0	14:26'39.392
7	37.650	17.123	29.076	24.149	1'47.998	218,2	14:28'27.390
8	34.531	17.149	29.734	25.043	1'46.457C	223,6	14:30'13.847
9	34.152	17.244	28.720	24.287	1'44.403	223,6	14:31'58.250
10	34.734	17.177	29.056	24.677	1'45.644	216,9	14:33'43.894
11	34.129	17.348	29.018	24.620	1'45.115	216,4	14:35'29.009

16° 23 E. BARTOLINI [1'43.835]							
Lap	Seg.1	Seg.2	Seg.3	Seg.4	Lap Time	km/h	Local Time
		17.272	28.836	24.522		214,7	14:12'32.504
1	33.883	17.208	28.555	24.189	1'43.835	220,4	14:14'16.339
2	33.825	17.095	28.594	24.616	1'44.130C	220,0	14:16'00.469
3	33.635	17.053	28.498	34.622	1'53.808P	217,7	14:17'54.277
4	2'22.833	17.190	28.729	24.488	3'33.240P	213,4	14:21'27.517
5	33.754	17.360	29.647	25.005	1'45.766	213,9	14:23'13.283
6	34.191	17.540	29.652	24.606	1'45.989	210,9	14:24'59.272
7	34.036	17.111	28.627	24.394	1'44.168	217,3	14:26'43.440
8	33.731	17.240	29.014	24.135	1'44.120	219,1	14:28'27.560
9	34.655	17.140	29.688	25.381	1'46.864C	217,7	14:30'14.424
10	33.933	17.084	28.756	24.190	1'43.963	220,9	14:31'58.387
11	34.295	17.645	29.191	24.806	1'45.937	207,3	14:33'44.324
12	33.882	17.261	29.248	24.857	1'45.248	220,9	14:35'29.572

12° 27 F. MULYA [1'43.396]							
Lap	Seg.1	Seg.2	Seg.3	Seg.4	Lap Time	km/h	Local Time
					C	54,6	14:13'59.718
1	9'21.684	17.324	29.082	24.903	10'32.993P	225,0	14:24'32.711
2	33.585	17.081	28.452	24.278	1'43.396	220,9	14:26'16.107
3	34.222	17.133	28.535	24.042	1'43.932	222,2	14:28'00.039

17° 55 H. DESSOV [1'43.836]							
Lap	Seg.1	Seg.2	Seg.3	Seg.4	Lap Time	km/h	Local Time
		17.357	29.205	25.629		221,8	14:11'55.355
1	34.822	17.116	28.849	24.346	1'45.133	225,9	14:13'40.488
2	33.983	17.126	29.106	24.492	1'44.707	228,3	14:15'25.195
3	34.483	17.143	28.730	24.239	1'44.595	227,8	14:17'09.790
4	34.148	17.153	28.692	24.264	1'44.257	222,7	14:18'54.047
5	34.447	17.412	28.900	35.336	1'56.095P	217,3	14:20'50.142
6	4'41.326	17.098	28.524	24.295	5'51.243P	224,1	14:26'41.385
7	34.339	17.217	31.873	43.407	2'06.836P	228,8	14:28'48.221
8	3'18.012	17.637	29.394	24.195	4'29.238P	217,3	14:33'17.459
9	33.920	17.212	28.504	24.200	1'43.836	219,1	14:35'01.295

13° 18 B. IERACI [1'43.478]							
Lap	Seg.1	Seg.2	Seg.3	Seg.4	Lap Time	km/h	Local Time
		17.865	29.534	24.557		213,9	14:12'00.346
1	33.779	17.261	28.530	24.083	1'43.653	216,4	14:13'43.999
2	33.854	17.206	28.591	24.069	1'43.720	221,3	14:15'27.719
3	33.814	17.183	28.551	24.467	1'44.015	219,5	14:17'11.734
4	33.597	17.049	28.625	24.207	1'43.478	220,4	14:18'55.212
5	38.722	17.358	29.403	24.478	1'49.961	220,0	14:20'45.173
6	33.793	17.204	28.514	24.219	1'43.730	217,3	14:22'28.903
7	34.548	17.697	29.411	36.093	1'57.749P	214,3	14:24'26.652
8	3'33.320	18.106	29.097	35.058	4'55.581P	210,5	14:29'22.233
9	3'06.864	18.130	38.100	24.103	4'27.197P	210,9	14:33'49.430
10	33.881	17.284	28.564	24.095	1'43.824	219,1	14:35'33.254

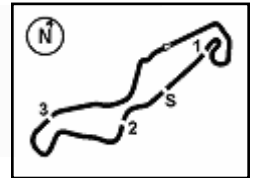
18° 77 J. OSUNA [1'44.120]							
Lap	Seg.1	Seg.2	Seg.3	Seg.4	Lap Time	km/h	Local Time
		17.943	29.851	26.111		218,2	14:11'55.083
1	34.444	17.375	28.540	24.316	1'44.675	218,2	14:13'39.758
2	33.865	17.311	28.621	24.477	1'44.274	215,6	14:15'24.032
3	34.877	17.576	28.754	37.133	1'58.340P	214,7	14:17'22.372
4	2'09.075	17.993	29.157	24.521	3'20.746P	207,3	14:20'43.118
5	33.746	17.325	28.972	24.316	1'44.359	213,9	14:22'27.477
6	33.779	17.362	28.655	24.324	1'44.120	212,6	14:24'11.597

14° 11 M. SORRENTI [1'43.504]							
Lap	Seg.1	Seg.2	Seg.3	Seg.4	Lap Time	km/h	Local Time
		17.868	29.775	25.111	C	212,2	14:11'49.514
1	35.782	17.824	29.416	24.829	1'47.851C	209,3	14:13'37.365
2	34.197	17.480	28.894	24.654	1'45.225	209,7	14:15'22.590
3	40.952	17.700	28.804	24.256	1'51.712	209,3	14:17'14.302

17/04/2026 P = Pits In/Out - C = Lap Time Cancelled

These data/results cannot be reproduced, stored and/or transmitted in whole or in part by any manner of electronic, mechanical, photocopying, recording, broadcasting or otherwise now known or herein after developed without the previous express consent by the copyright owner, except for reproduction in daily press and regular printed publications on sale to the public within 60 days of the event related to those data/results and always provided that copyright symbol appears together as follows below.

© DORNA WSBK ORGANIZATION Srl 2026



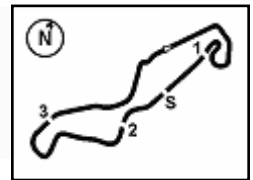
Pirelli Dutch Round, 17-19 April 2026
Chronological Analysis Tissot Superpole

19°								23°							
69 A. DI PERSIO [1'44.166]								41 I. PERISTERAS [1'44.365]							
Lap	Seg1	Seg2	Seg3	Seg4	Lap Time	km/h	Local Time	Lap	Seg1	Seg2	Seg3	Seg4	Lap Time	km/h	Local Time
		17.805	29.198	24.807	214,7	14:12'39.721		1	34.702	17.580	29.451	25.955	218,2	14:11'56.491	
1	34.445	17.613	28.775	25.148	1'45.981	216,4	14:14'25.702	2	34.164	17.407	28.875	24.762	1'45.208	216,9	14:15'27.990
2	34.815	17.749	29.146	35.708	1'57.418P	214,3	14:16'23.120	3	34.072	17.357	28.959	24.895	1'45.283	218,2	14:17'13.273
3	7'20.820	17.664	29.069	24.350	8'31.903P	219,1	14:24'55.023	4	33.905	17.232	28.811	24.499	1'44.447	221,8	14:18'57.720
4	34.462	17.354	28.823	24.255	1'44.894	220,9	14:26'39.917	5	34.312	18.047	29.445	35.237	1'57.041P	217,7	14:20'54.761
5	33.959	17.138	28.930	24.222	1'44.249	220,4	14:28'24.166	6	4'32.375	17.632	29.030	24.445	5'43.482P	213,4	14:26'38.243
6	35.550	17.456	30.185	26.337	1'49.528C	219,1	14:30'13.694	7	34.023	17.290	28.894	24.314	1'44.521C	217,3	14:28'22.764
7	33.765	17.287	28.645	24.469	1'44.166	220,0	14:31'57.860	8	35.926	18.206	37.803	24.877	1'56.812C	213,0	14:30'19.576
8	36.454	18.035	29.094	24.669	1'48.252	213,4	14:33'46.112	9	34.026	17.224	28.720	24.507	1'44.477	219,1	14:32'04.053
9	34.298	17.316	28.844	24.328	1'44.786	223,1	14:35'30.898	10	33.984	17.181	28.795	24.449	1'44.409	220,4	14:33'48.462
								11	34.086	17.302	28.838	24.139	1'44.365	223,1	14:35'32.827
20°								24°							
16 A. FUERTES [1'44.169]								40 J. CORREA [1'44.462]							
Lap	Seg1	Seg2	Seg3	Seg4	Lap Time	km/h	Local Time	Lap	Seg1	Seg2	Seg3	Seg4	Lap Time	km/h	Local Time
		19.278	29.935	25.843	197,1	14:11'54.569		1	35.347	17.638	29.349	24.640	217,7	14:11'50.003	
1	34.300	17.537	28.977	24.762	1'45.576	213,0	14:13'40.145	2	37.823	17.323	28.892	24.332	1'48.370C	220,4	14:15'25.600
2	34.061	17.249	28.947	24.590	1'44.847	217,7	14:15'24.992	3	35.426	17.259	28.903	24.811	1'46.399	219,5	14:17'11.999
3	34.007	17.244	28.615	24.303	1'44.169	215,1	14:17'09.161	4	34.063	17.267	28.838	24.612	1'44.780	220,0	14:18'56.779
4	35.068	17.370	30.132	33.942	1'56.512P	216,9	14:19'05.673	5	34.118	17.266	29.017	24.655	1'45.056C	220,9	14:20'41.835
5	6'20.083	17.503	29.235	24.619	7'31.440P	211,4	14:26'37.113	6	34.218	17.596	29.421	25.072	1'46.307	216,0	14:22'28.142
6	33.962	17.534	28.671	24.626	1'44.793	216,0	14:28'21.906	7	34.019	17.309	28.872	24.262	1'44.462	217,7	14:24'12.604
7	39.456	17.214	29.934	25.770	1'52.374C	220,9	14:30'14.280	8	34.868	17.585	29.253	34.836	1'56.542P	216,9	14:26'09.146
8	34.185	17.112	28.807	24.138	1'44.242	225,0	14:31'58.522	9	2'56.188	17.436	28.960	24.786	4'07.370CP	220,4	14:30'16.516
9	34.380	18.321	29.118	24.704	1'46.523	201,1	14:33'45.045	10	34.012	17.228	28.766	24.383	1'44.389C	223,6	14:32'00.905
10	34.307	17.245	28.735	24.717	1'45.004	220,4	14:35'30.049	11	34.255	17.631	29.179	24.741	1'45.806		14:33'46.711
								12	34.582	17.243	28.909	24.595	1'45.329	225,0	14:35'32.040
21°								25°							
39 J. RISUENO [1'44.188]								66 P. TONN [1'44.496]							
Lap	Seg1	Seg2	Seg3	Seg4	Lap Time	km/h	Local Time	Lap	Seg1	Seg2	Seg3	Seg4	Lap Time	km/h	Local Time
		17.824	29.572	24.858	214,3	14:11'49.574		1	52.626	17.626	29.589	35.517	221,3	14:12'04.584	
1	43.265	17.941	30.101	25.662	1'56.969	212,6	14:13'46.543	2	35.145	19.549	29.836	25.105	2'05.311P	213,0	14:14'09.895
2	34.135	17.295	29.004	24.528	1'44.962	218,6	14:15'31.505	3	34.230	17.398	29.139	24.803	1'45.570	220,4	14:17'46.147
3	34.044	17.330	28.933	24.514	1'44.821	217,3	14:17'16.326	4	34.242	17.468	29.664	34.807	1'56.181P	217,3	14:19'42.328
4	34.171	17.392	29.152	24.650	1'45.365	217,7	14:19'01.691	5	1'25.595	19.372	31.574	26.063	2'42.604P	194,2	14:22'24.932
5	34.049	17.325	29.094	24.758	1'45.226	218,2	14:20'46.917	6	34.485	17.610	30.119	24.937	1'47.151	214,3	14:24'12.083
6	35.749	17.631	29.960	34.811	1'58.151P	216,0	14:22'45.068	7	34.516	17.613	29.486	33.828	1'55.443P	212,2	14:26'07.526
7	6'21.311	17.279	29.066	25.937	7'33.593CP	220,0	14:30'18.661	8	1'12.547	17.615	29.311	24.618	2'24.091P	216,0	14:28'31.617
8	33.867	17.246	28.662	24.413	1'44.188	218,2	14:32'02.849	9	34.411	17.380	28.798	24.761	1'45.350C	220,0	14:30'16.967
9	34.067	17.267	30.344	24.332	1'46.010		14:33'48.859	10	34.134	17.204	28.805	24.353	1'44.496	223,1	14:32'01.463
10	33.924	17.230	28.824	24.311	1'44.289	221,8	14:35'33.148	11	34.404	17.251	29.006	24.606	1'45.267		14:33'46.730
								12	34.412	17.179	28.886	24.881	1'45.358	222,7	14:35'32.088
22°								26°							
33 G. SANCHEZ [1'44.340]								26 M. GENNAI [1'44.514]							
Lap	Seg1	Seg2	Seg3	Seg4	Lap Time	km/h	Local Time	Lap	Seg1	Seg2	Seg3	Seg4	Lap Time	km/h	Local Time
		17.722	29.263	24.572	216,4	14:12'37.976		1	35.078	17.577	30.118	26.121	211,8	14:11'54.976	
1	34.232	17.613	28.815	24.593	1'45.253	216,0	14:14'23.229	2	34.289	17.328	29.143	24.576	1'46.374	214,3	14:13'41.350
2	34.072	17.464	28.929	24.673	1'45.138	215,1	14:16'08.367	3	34.259	17.191	28.583	24.481	1'44.514	218,6	14:17'10.705
3	34.142	17.556	28.928	24.576	1'45.202	215,6	14:17'53.569	4	34.158	17.213	28.955	24.695	1'45.021	213,9	14:18'55.726
4	34.225	17.576	29.105	34.347	1'55.253P	217,3	14:19'48.822	5	34.807	17.388	29.216	35.131	1'56.542P	211,4	14:20'52.268
5	3'55.773	17.276	29.028	24.300	5'06.377P	223,6	14:24'55.199	6	4'10.475	18.119	30.587	24.630	5'23.811P	202,2	14:26'16.079
6	34.471	17.345	28.858	24.126	1'44.800	224,5	14:26'39.999	7	34.179	17.373	28.758	24.216	1'44.526	212,2	14:28'00.605
7	34.333	17.382	28.992	24.332	1'45.039	217,3	14:28'25.038	8	34.077	17.619	29.045	24.557	1'45.298	210,5	14:29'45.903
8	38.095	17.762	30.050	25.779	1'51.686C	218,2	14:30'16.724	9	35.285	17.523	29.237	26.135	1'48.180	211,4	14:31'34.083
9	34.081	17.218	28.947	24.296	1'44.542	223,6	14:32'01.266	10	34.314	17.407	29.581	24.779	1'46.081	210,9	14:33'20.164
10	35.073	17.435	29.887	24.625	1'47.020		14:33'48.286	11	34.240	17.357	28.741	24.596	1'44.934	211,4	14:35'05.098
11	34.072	17.299	28.850	24.119	1'44.340	219,5	14:35'32.626								

17/04/2026 P = Pits In/Out - C = Lap Time Cancelled

These data/results cannot be reproduced, stored and/or transmitted in whole or in part by any manner of electronic, mechanical, photocopying, recording, broadcasting or otherwise now known or herein after developed without the previous express consent by the copyright owner, except for reproduction in daily press and regular printed publications on sale to the public within 60 days of the event related to those data/results and always provided that copyright symbol appears together as follows below.

© DORNA WSBK ORGANIZATION Srl 2026



TT Circuit Assen 4.542 m

4 / 4

Pirelli Dutch Round, 17-19 April 2026
Chronological Analysis Tissot Superpole

27° 89 T. AKSU [1'44.569]							
Lap	Seg.1	Seg.2	Seg.3	Seg.4	Lap Time	km/h	Local Time
1	34.773	17.505	29.073	25.023	1'46.374	223,6	14:13'43.051
2	34.598	17.656	28.629	24.430	1'45.313	213,9	14:15'28.364
3	34.079	17.334	28.661	24.514	1'44.588	217,7	14:17'12.952
4	33.894	17.229	28.642	24.804	1'44.569	218,2	14:18'57.521
5	33.953	17.216	28.753	34.296	1'54.218P	219,5	14:20'51.739
6	4'35.472	17.703	30.302	25.927	5'49.404P	215,1	14:26'41.143
7	34.023	17.686	28.659	24.244	1'44.612	213,9	14:28'25.755
8	35.346	17.270	29.748	25.299	1'47.663C	219,5	14:30'13.418
9	34.340	17.352	28.555	24.527	1'44.774	220,0	14:31'58.192
10	34.878	17.583	28.934	25.388	1'46.783	216,0	14:33'44.975
11	33.806	17.447	28.885	24.847	1'44.985	216,0	14:35'29.960

1	35.559	17.909	29.328	24.876	1'47.672	213,0	14:13'37.500
2	34.338	17.597	29.088	24.781	1'45.804	214,3	14:15'23.304
3	36.966	17.610	29.220	25.098	1'48.894	216,4	14:17'12.198
4	34.095	17.438	28.937	24.783	1'45.253	216,4	14:18'57.451
5	34.281	17.535	29.108	24.673	1'45.597	215,6	14:20'43.048
6	34.385	17.805	31.889	34.837	1'58.916P	213,4	14:22'41.964
7	2'48.726	17.654	29.059	24.417	3'59.856P	215,1	14:26'41.820
8	34.131	17.654	29.661	24.687	1'46.133	212,2	14:28'27.953
9	34.563	17.341	30.234	25.574	1'47.712C	219,5	14:30'15.665
10	34.306	17.610	29.111	24.441	1'45.468	214,3	14:32'01.133
11	34.354	17.679	29.308	24.540	1'45.881	217,3	14:33'47.014
12	34.647	17.332	29.040	24.388	1'45.407C	217,3	14:35'32.421

28° 21 T. SOVICKA [1'44.628]							
Lap	Seg.1	Seg.2	Seg.3	Seg.4	Lap Time	km/h	Local Time
1	35.154	17.780	29.248	25.104	1'47.286	217,7	14:13'42.998
2	34.478	17.447	28.970	24.337	1'45.232	216,9	14:15'28.230
3	34.355	17.355	28.752	24.753	1'45.215	220,9	14:17'13.445
4	34.228	17.267	28.760	24.555	1'44.810	220,0	14:18'58.255
5	34.158	17.855	28.803	35.009	1'55.825P	223,1	14:20'54.080
6	4'07.632	18.551	32.453	24.470	5'23.106P	196,7	14:26'17.186
7	33.905	17.408	28.903	24.412	1'44.628	219,5	14:28'01.814
8	37.341	18.720	29.436	24.976	1'50.473	185,6	14:29'52.287
9	34.649	18.140	29.189	24.710	1'46.688	221,8	14:31'38.975
10	35.368	17.732	30.530	24.476	1'48.106	215,1	14:33'27.081
11	34.081	17.420	28.989	25.969	1'46.459C	215,6	14:35'13.540

32° 12 H. MAIER [1'45.298]							
Lap	Seg.1	Seg.2	Seg.3	Seg.4	Lap Time	km/h	Local Time
1							14:11'47.300
2	43.631	19.032	30.020	38.007	2'10.690P	184,3	14:15'43.764
3	11'29.584	17.661	29.276	24.295	12'40.816P	213,4	14:28'24.580
4	34.468	17.599	32.800	25.380	1'50.247C	218,2	14:30'14.827
5	34.164	17.349	29.337	24.448	1'45.298	220,0	14:32'00.125
6	34.064	17.521	29.084	25.016	1'45.685	219,1	14:33'45.810
7	34.202	17.396	29.050	24.712	1'45.360	216,9	14:35'31.170

29° 92 G. CAZARD [1'44.817]							
Lap	Seg.1	Seg.2	Seg.3	Seg.4	Lap Time	km/h	Local Time
1					1'47.344		14:11'58.249
2	34.558	17.647	28.951	24.822	1'45.978	220,0	14:15'31.571
3	34.281	17.506	28.919	24.622	1'45.328	220,9	14:17'16.899
4	34.143	17.458	28.881	24.599	1'45.081	220,0	14:19'01.980
5	34.295	17.580	28.911	24.551	1'45.337	219,5	14:20'47.317
6	38.155	18.651	30.945	35.775	2'03.526P	213,4	14:22'50.843
7	4'27.900	18.184	30.671	24.932	5'41.687P	216,4	14:28'32.530
8	35.304	17.694	29.723	24.837	1'47.558C	218,2	14:30'20.088
9	34.129	17.522	28.893	24.569	1'45.113	218,6	14:32'05.201
10	34.381	17.683	29.377	24.725	1'46.166	217,7	14:33'51.367
11	34.068	17.540	28.940	24.269	1'44.817	220,0	14:35'36.184

33° 13 I. SCHUNSELAAR [1'45.409]							
Lap	Seg.1	Seg.2	Seg.3	Seg.4	Lap Time	km/h	Local Time
1	34.759	17.963	29.732	25.228	1'46.634	213,0	14:13'38.452
2	34.707	17.755	29.370	24.623	1'46.455	215,1	14:15'24.907
3	34.489	17.639	29.027	24.791	1'45.946	218,2	14:17'10.853
4	34.342	17.584	29.081	24.832	1'45.839	219,1	14:18'56.692
5	34.669	17.554	29.072	35.189	1'56.484P	220,9	14:20'53.176
6	56.935	18.462	29.952	26.154	2'11.503P	205,7	14:23'04.679
7	35.780	18.198	28.763	24.658	1'47.399	208,9	14:24'52.078
8	34.319	17.617	28.871	24.602	1'45.409	217,7	14:26'37.487
9	34.167	17.660	28.987	24.728	1'45.542	215,1	14:28'23.029
10	35.047	17.867	29.416	25.901	1'48.231C	210,5	14:30'11.260
11	34.778	17.974	29.117	24.823	1'46.692	208,9	14:31'57.952
12	35.101	17.938	29.440	25.220	1'47.699	218,6	14:33'45.651
13	34.545	17.501	29.146	25.072	1'46.264	222,7	14:35'31.915

30° 98 T. BENETTI [1'44.918]							
Lap	Seg.1	Seg.2	Seg.3	Seg.4	Lap Time	km/h	Local Time
1	34.448	17.820	29.517	24.911	1'45.998	214,7	14:12'02.950
2	34.591	17.728	29.173	24.649	1'45.998	214,7	14:13'48.948
3	34.591	17.629	29.257	24.545	1'46.022	216,0	14:15'34.970
4	34.031	17.450	29.000	24.533	1'45.014	217,3	14:17'19.984
5	34.192	17.640	29.122	24.582	1'45.536	217,7	14:19'05.520
6	34.899	17.613	29.728	35.000	1'57.240P	216,4	14:21'02.760
7	4'21.957	17.874	29.402	24.806	5'34.039P	211,8	14:26'36.799
8	34.358	17.448	29.000	32.000	1'52.806	217,3	14:28'29.605
9	34.136	17.345	29.899	24.998	1'46.378C	220,9	14:30'15.983
10	34.289	17.169	29.012	24.285	1'44.755C	221,8	14:32'00.738
11	34.137	17.743	29.138	24.877	1'45.895	221,3	14:33'46.633
12	34.266	17.181	28.854	24.617	1'44.918	220,0	14:35'31.551

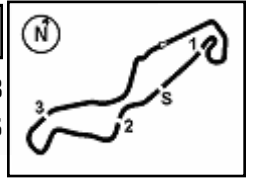
34° 93 A. AGASKA [1'46.181]							
Lap	Seg.1	Seg.2	Seg.3	Seg.4	Lap Time	km/h	Local Time
1	34.899	17.603	29.800	26.110	225,0	219,1	14:11'55.713
2	4'00.539	17.996	30.359	35.733	5'24.627P	211,4	14:19'19.348
3	4'02.317	17.485	29.091	24.714	5'13.607CP	223,6	14:24'32.955
4	34.362	17.582	29.337	24.452	1'45.733C	219,5	14:26'18.688
5	34.470	18.103	29.168	24.643	1'46.384	215,1	14:28'05.072
6	34.779	17.687	29.478	25.081	1'47.025C	217,3	14:29'52.097
7	34.640	18.396	29.367	24.852	1'47.255	216,4	14:31'39.352
8	35.070	17.746	29.390	24.624	1'46.830	217,7	14:33'26.182
9	34.451	17.740	29.007	24.983	1'46.181	216,0	14:35'12.363

31° 79 T. ALONSO [1'45.253]							
Lap	Seg.1	Seg.2	Seg.3	Seg.4	Lap Time	km/h	Local Time
1		17.760	29.482	24.670		216,0	14:11'49.828

17/04/2026 P = Pits In/Out - C = Lap Time Cancelled

These data/results cannot be reproduced, stored and/or transmitted in whole or in part by any manner of electronic, mechanical, photocopying, recording, broadcasting or otherwise now known or herein after developed without the previous express consent by the copyright owner, except for reproduction in daily press and regular printed publications on sale to the public within 60 days of the event related to those data/results and always provided that copyright symbol appears together as follows below.

© DORNA WSBK ORGANIZATION Srl 2026



TT Circuit Assen 4.542 m

Pirelli Dutch Round, 17-19 April 2026
Best Laps & Speeds

1 / 2

No.	Rider Bike	Nat	Best Lap		FP		SP												
			LL	SPD	LL	SPD	LL	SPD											
1	71 L. VENEMAN Kawasaki ZX-6R 636	NED	1'42.499 19 228,8		1'42.792 9 222,2		1'42.499 10 228,8												
2	6 J. BUIS Suzuki GSX-8R	NED	1'42.505 23 223,6		1'43.127 14 218,2		1'42.505 9 223,6												
3	34 X. ARTIGAS Kawasaki ZX-6R 636	ESP	1'42.716 22 222,7		1'43.513 11 222,7		1'42.716 11 220,4												
4	68 K. BEEKMANS Suzuki GSX-8R	NED	1'42.765 21 225,0		1'43.843 10 221,8		1'42.765 11 225,0												
5	38 D. SALVADOR Kawasaki ZX-6R 636	ESP	1'42.853 23 225,0		1'43.907 12 221,8		1'42.853 11 225,0												
6	65 F. FLEERACKERS Suzuki GSX-8R	BEL	1'42.862 25 225,9		1'43.413 13 225,9		1'42.862 12 225,0												
7	73 F. SEABRIGHT Triumph Daytona 660	GBR	1'42.938 24 227,8		1'43.931 14 224,1		1'42.938 10 227,8												
8	43 M. GAGGI Yamaha YZF-R7	ITA	1'42.970 22 226,4		1'43.963 11 223,6		1'42.970 11 226,4												
9	91 M. VANNUCCI Aprilia RS 660 Factory	ITA	1'42.994 21 216,4		1'43.700 10 216,4		1'42.994 11 215,1												
10	47 A. TORRES Kawasaki ZX-6R 636	ESP	1'43.089 24 224,1		1'44.817 13 223,1		1'43.089 11 224,1												
11	50 C. THOMPSON Yamaha YZF-R7	AUS	1'43.128 22 223,6		1'43.898 11 221,8		1'43.128 11 223,6												
12	7 B. FERNANDEZ Kove 450RR	ESP	1'43.344 26 227,4		1'43.344 14 223,1		1'43.621 12 227,4												
13	27 F. MULYA Yamaha YZF-R7	INA	1'43.396 14 226,4		1'44.621 11 226,4		1'43.396 3 225,0												
14	18 B. IERACI Triumph Daytona 660	ITA	1'43.478 24 221,3		1'43.731 14 217,7		1'43.478 10 221,3												
15	11 M. SORRENTI Aprilia RS 660 Factory	ITA	1'43.504 23 217,3		1'45.201 12 217,3		1'43.504 11 215,1												
16	23 E. BARTOLINI Triumph Daytona 660	ITA	1'43.835 25 220,9		1'43.856 13 216,4		1'43.835 12 220,9												
17	55 H. DESSOY Triumph Daytona 660	GBR	1'43.836 20 228,8		1'44.470 11 222,2		1'43.836 9 228,8												
18	77 J. OSUNA Kawasaki ZX-6R 636	ESP	1'44.120 23 225,0		1'44.672 11 217,3		1'44.120 12 225,0												
19	69 A. DI PERSIO Yamaha YZF-R7	ITA	1'44.166 20 223,6		1'45.254 11 223,6		1'44.166 9 223,1												
20	16 A. FUERTES Kawasaki ZX-6R 636	ESP	1'44.169 22 225,0		1'44.767 12 219,5		1'44.169 10 225,0												
21	39 J. RISUENO Kawasaki ZX-6R 636	ESP	1'44.188 22 221,8		1'44.499 12 220,9		1'44.188 10 221,8												
22	33 G. SANCHEZ Yamaha YZF-R7	ESP	1'44.340 23 224,5		1'45.482 12 222,2		1'44.340 11 224,5												
23	41 I. PERISTERAS Aprilia RS 660 Factory	GRE	1'44.365 21 223,1		1'47.210 10 215,1		1'44.365 11 223,1												
24	40 J. CORREA Kawasaki ZX-6R 636	USA	1'44.462 25 225,0		1'44.620 13 222,2		1'44.462 12 225,0												
25	66 P. TONN Kove 450RR	GER	1'44.496 22 223,1		1'46.157 10 217,7		1'44.496 12 223,1												

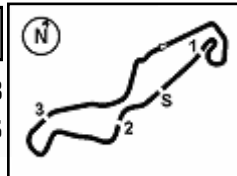
17/04/2026

These data/results cannot be reproduced, stored and/or transmitted in whole or in part by any manner of electronic, mechanical, photocopying, recording, broadcasting or otherwise now known or herein after developed without the previous express consent by the copyright owner, except for reproduction in daily press and regular printed publications on sale to the public within 60 days of the event related to those data/results and always provided that copyright symbol appears together as follows below.

© DORNA WSBK ORGANIZATION Srl 2026

FICR PERUGIA TIMING





TT Circuit Assen 4.542 m

Pirelli Dutch Round, 17-19 April 2026
Best Laps & Speeds

2 / 2

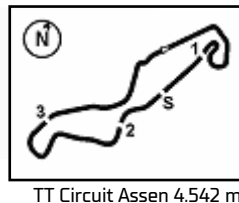
No.	Rider Bike	Nat	Best Lap		FP		SP								
			LL	SPD	LL	SPD	LL	SPD							
26	26 M. GENNAI Yamaha YZF-R7	ITA	1'44.514 21	218,6	1'44.917 10	215,1	1'44.514 11	218,6							
27	89 T. AKSU Yamaha YZF-R7	AUS	1'44.569 22	223,6	1'45.870 11	219,1	1'44.569 11	223,6							
28	12 H. MAIER Yamaha YZF-R7	BRA	1'44.610 18	221,3	1'44.610 11	221,3	1'45.298 7	220,0							
29	21 T. SOVICKA Yamaha YZF-R7	CZE	1'44.628 23	223,1	1'45.264 12	222,7	1'44.628 11	223,1							
30	92 G. CAZARD Yamaha YZF-R7	FRA	1'44.817 24	220,9	1'45.635 13	219,1	1'44.817 11	220,9							
31	98 T. BENETTI Aprilia RS 660 Factory	ITA	1'44.918 24	221,8	1'45.073 13	221,3	1'44.918 11	221,8							
32	79 T. ALONSO Yamaha YZF-R7	POR	1'45.253 22	219,5	1'46.289 10	213,4	1'45.253 12	219,5							
33	13 I. SCHUNSELAAR Yamaha YZF-R7	NED	1'45.409 26	222,7	1'46.307 13	218,6	1'45.409 13	222,7							
34	93 A. AGASKA Yamaha YZF-R7	INA	1'46.181 20	225,0	1'46.265 11	223,6	1'46.181 9	225,0							

17/04/2026

These data/results cannot be reproduced, stored and/or transmitted in whole or in part by any manner of electronic, mechanical, photocopying, recording, broadcasting or otherwise now known or herein after developed without the previous express consent by the copyright owner, except for reproduction in daily press and regular printed publications on sale to the public within 60 days of the event related to those data/results and always provided that copyright symbol appears together as follows below.

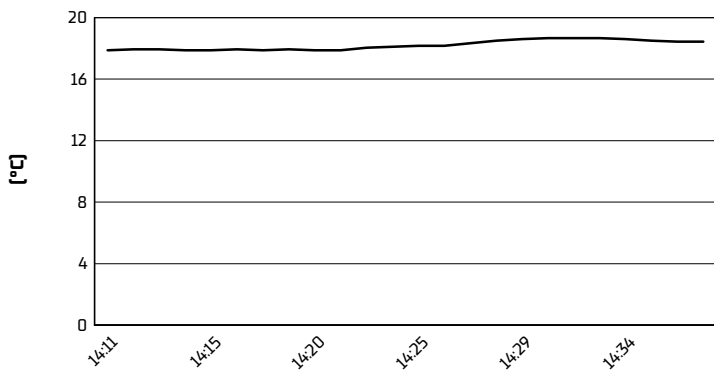
© DORNA WSBK ORGANIZATION Srl 2026

FICR PERUGIA TIMING

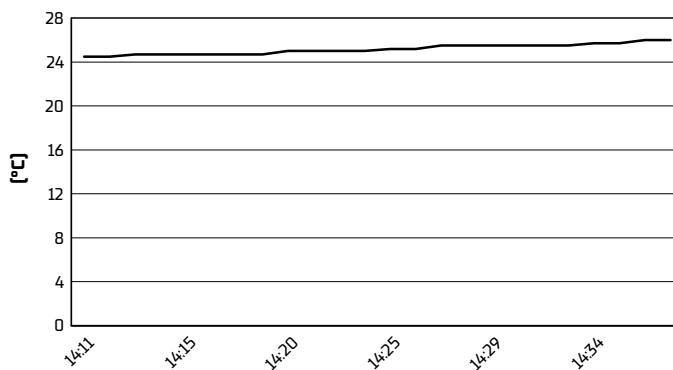



Pirelli Dutch Round, 17-19 April 2026
Weather Report Tissot Superpole
Session started 14:10 - Session ended 14:38

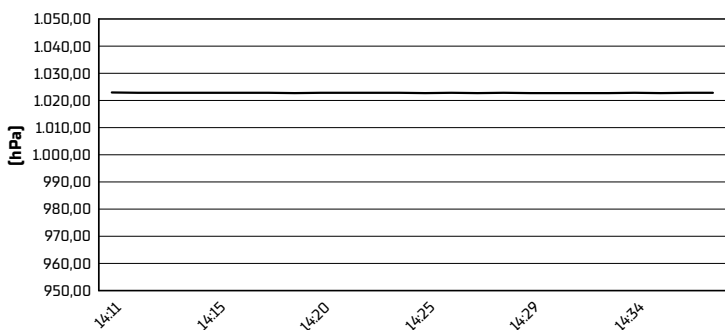
Air Temperature



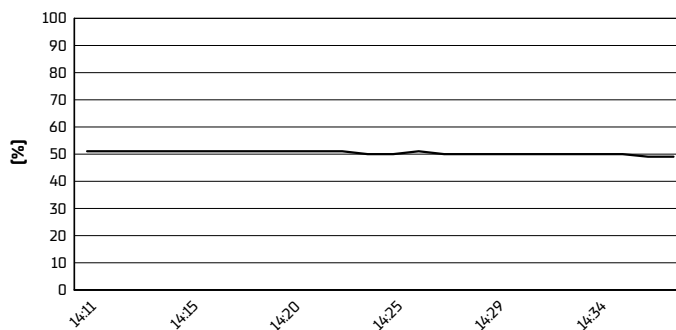
Track Temperature



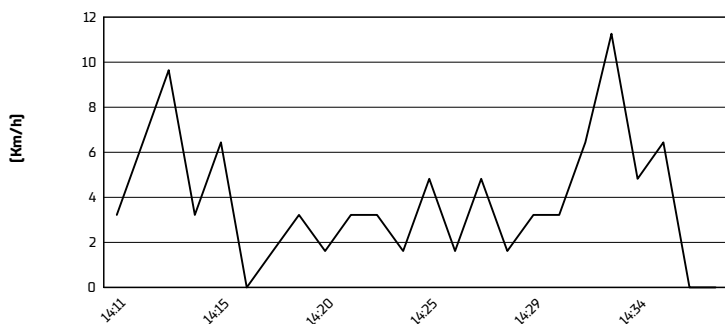
Air Pressure



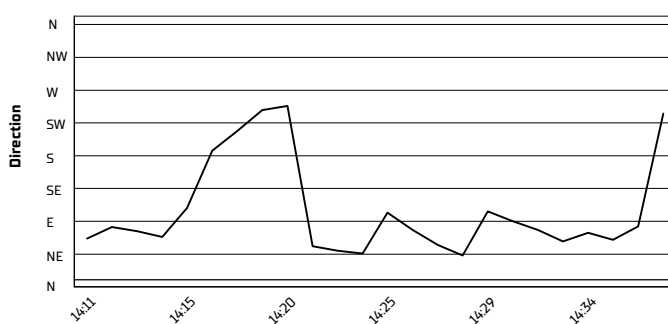
Humidity



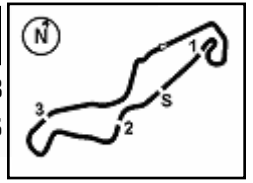
Wind Speed



Wind Direction



17/04/2026
These data/results cannot be reproduced, stored and/or transmitted in whole or in part by any manner of electronic, mechanical, photocopying, recording, broadcasting or otherwise now known or herein after developed without the previous express consent by the copyright owner, except for reproduction in daily press and regular printed publications on sale to the public within 60 days of the event related to those data/results and always provided that copyright symbol appears together as follows below.
© DORNA WSBK ORGANIZATION Srl 2026



TT Circuit Assen 4.542 m

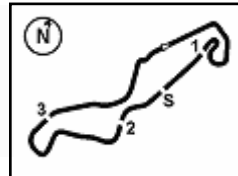
Pirelli Dutch Round, 17-19 April 2026
Tissot Superpole Award

	Points	Points From First	Points From Previous	March 23 PORTIMAO	April 19 ASSEN	May 17 MOST	May 31 ARAGON	June 14 MISANO	September 9 MAGNY-COURS	September 27 CREMONA	October 18 JEREZ									
1 VENEMAN Loris (NED)	16			4	12															
2 BUIS Jeffrey (NED)	14	2		5	9															
3 VANNUCCI Matteo (ITA)	13	3	1	12	1															
4 FLEERACKERS Ferre (BEL)	13	3	0	9	4															
5 SALVADOR David (ESP)	12	4	1	7	5															
6 BEEKMANS Kas (NED)	12	4	0	6	6															
7 ARTIGAS Xavi (ESP)	7	9	5		7															
8 SEABRIGHT Fenton (GBR)	4	12	3	1	3															
9 IERACI Bruno (ITA)	3	13	1	3																
10 GAGGI Marco (ITA)	2	14	1		2															
11 PONCET Diego (FRA)	2	14	0	2																

17/04/2026 Odd points columns: Tissot Superpole Even points columns: Tissot Superpole Race

These data/results cannot be reproduced, stored and/or transmitted in whole or in part by any manner of electronic, mechanical, photocopying, recording, broadcasting or otherwise now known or herein after developed without the previous express consent by the copyright owner, except for reproduction in daily press and regular printed publications on sale to the public within 60 days of the event related to those data/results and always provided that copyright symbol appears together as follows below.

© DORNA WSBK ORGANIZATION Srl 2026



Pirelli Dutch Round, 17-19 April 2026

Provisional Starting Grid - Race 1 (12 Laps x 4,542 km = 54,504 km)

TT Circuit Assen 4.542 m

1	1	71 VENEMAN L. Kawasaki 1'42.499	2	6 BUIS J. Suzuki 1'42.505	3	34 ARTIGAS X. Kawasaki 1'42.716
2	4	68 BEEKMANS K. Suzuki 1'42.765	5	38 SALVADOR D. Kawasaki 1'42.853	6	65 FLEERACKERS F. Suzuki 1'42.862
3	7	73 SEABRIGHT F. Triumph 1'42.938	8	43 GAGGI M. Yamaha 1'42.970	9	91 VANNUCCI M. Aprilia 1'42.994
4	10	47 TORRES A. Kawasaki 1'43.089	11	50 THOMPSON C. Yamaha 1'43.128	12	27 MULYA F. Yamaha 1'43.396
5	13	18 IERACI B. Triumph 1'43.478	14	11 SORRENTI M. Aprilia 1'43.504	15	7 FERNANDEZ B. Kove 1'43.621
6	16	23 BARTOLINI E. Triumph 1'43.835	17	55 DESOY H. Triumph 1'43.836	18	77 OSUNA J. Kawasaki 1'44.120
7	19	69 DI PERSIO A. Yamaha 1'44.166	20	16 FUERTES A. Kawasaki 1'44.169	21	39 RISUENO J. Kawasaki 1'44.188
8	22	33 SANCHEZ G. Yamaha 1'44.340	23	41 PERISTERAS I. Aprilia 1'44.365	24	40 CORREA J. Kawasaki 1'44.462
9	25	66 TONN P. Kove 1'44.496	26	26 GENNAI M. Yamaha 1'44.514	27	89 AKSU T. Yamaha 1'44.569
10	28	21 SOVICKA T. Yamaha 1'44.628	29	92 CAZARD G. Yamaha 1'44.817	30	98 BENETTI T. Aprilia 1'44.918
11	31	79 ALONSO T. Yamaha 1'45.253	32	12 MAIER H. Yamaha 1'45.298	33	13 SCHUNSELAAR I. Yamaha 1'45.409
12	34	93 AGASKA A. Yamaha 1'46.181				

17/04/2026 The Race Director: **Stefano Carloia**

These data/results cannot be reproduced, stored and/or transmitted in whole or in part by any manner of electronic, mechanical, photocopying, recording, broadcasting or otherwise now known or herein after developed without the previous express consent by the copyright owner, except for reproduction in daily press and regular printed publications on sale to the public within 60 days of the event related to those data/results and always provided that copyright symbol appears together as follows below. © DORNA WSBK ORGANIZATION Srl 2026

FICR PERUGIA TIMING

