

Pirelli Dutch Round, 17–19 April 2026

Results Warm Up 1

TT Circuit Assen 4.542 m

1 / 2

No.	Rider	Nat	Team	Bike	Time	Gap	Rel.	Laps	Speed	
									Avg	Max
1	71 L. VENEMAN	NED	MTM Kawasaki	Kawasaki ZX-6R 636	1'42.759			5	159,122	220,9
2	6 J. BUIS	NED	Track & Trades Wixx Racing	Suzuki GSX-8R	1'42.826	0.067	0.067	5	159,018	217,3
3	73 F. SEABRIGHT	GBR	PHR Performance Triumph	Triumph Daytona 660	1'42.842	0.083	0.016	5	158,993	228,3
4	50 C. THOMPSON	AUS	Team BrCorse	Yamaha YZF-R7	1'42.859	0.100	0.017	5	158,967	222,7
5	43 M. GAGGI	ITA	Team BrCorse	Yamaha YZF-R7	1'42.889	0.130	0.030	5	158,921	221,8
6	68 K. BEEKMANS	NED	VLR Racing Team Suzuki	Suzuki GSX-8R	1'43.081	0.322	0.192	5	158,625	219,5
7	18 B. IERACI	ITA	CM Triumph Factory Racing	Triumph Daytona 660	1'43.150	0.391	0.069	5	158,519	218,6
8	34 X. ARTIGAS	ESP	MTM Kawasaki	Kawasaki ZX-6R 636	1'43.157	0.398	0.007	5	158,508	220,4
9	91 M. VANNUCCI	ITA	Revo-M2	Aprilia RS 660 Factory	1'43.241	0.482	0.084	5	158,379	220,9
10	65 F. FLEERACKERS	BEL	Track & Trades Wixx Racing	Suzuki GSX-8R	1'43.370	0.611	0.129	5	158,181	226,9
11	38 D. SALVADOR	ESP	Team ProDina Kawasaki XCI	Kawasaki ZX-6R 636	1'43.448	0.689	0.078	5	158,062	216,4
12	11 M. SORRENTI	ITA	Revo-M2	Aprilia RS 660 Factory	1'43.859	1.100	0.411	5	157,437	215,1
13	55 H. DESSOY	GBR	PHR Performance Triumph	Triumph Daytona 660	1'43.878	1.119	0.019	5	157,408	228,3
14	98 T. BENETTI	ITA	MMR	Aprilia RS 660 Factory	1'43.881	1.122	0.003	5	157,403	216,4
15	16 A. FUERTES	ESP	Deza-Box 77 Racing Team	Kawasaki ZX-6R 636	1'43.956	1.197	0.075	5	157,290	220,9
16	77 J. OSUNA	ESP	Deza-Box 77 Racing Team	Kawasaki ZX-6R 636	1'43.966	1.207	0.010	5	157,274	225,0
17	27 F. MULYA	INA	Progp Nitiracing	Yamaha YZF-R7	1'43.980	1.221	0.014	5	157,253	225,0
18	23 E. BARTOLINI	ITA	CM Triumph Factory Racing	Triumph Daytona 660	1'43.997	1.238	0.017	5	157,228	216,9
19	40 J. CORREA	USA	Pons Motosport Italika Racing	Kawasaki ZX-6R 636	1'44.131	1.372	0.134	5	157,025	218,6
20	41 I. PERISTERAS	GRE	MMR	Aprilia RS 660 Factory	1'44.186	1.427	0.055	5	156,942	221,3
21	47 A. TORRES	ESP	Team ProDina Kawasaki XCI	Kawasaki ZX-6R 636	1'44.230	1.471	0.044	5	156,876	217,3
22	39 J. RISUENDO	ESP	Pons Motosport Italika Racing	Kawasaki ZX-6R 636	1'44.248	1.489	0.018	5	156,849	216,4
23	12 H. MAIER	BRA	Yamaha AD78 FIMLA by MS Racing	Yamaha YZF-R7	1'44.498	1.739	0.250	5	156,474	220,0
24	7 B. FERNANDEZ	ESP	Kove Racing Team 109	Kove 450RR	1'44.561	1.802	0.063	3	156,380	216,0
25	26 M. GENNAI	ITA	Panattoni BGR Smrz Racing	Yamaha YZF-R7	1'44.885	2.126	0.324	5	155,896	212,6
26	21 T. SOVICKA	CZE	Panattoni BGR Smrz Racing	Yamaha YZF-R7	1'45.029	2.270	0.144	5	155,683	224,1
27	79 T. ALONSO	POR	Miguel Oliveira Team	Yamaha YZF-R7	1'45.326	2.567	0.297	5	155,244	218,6
28	69 A. DI PERSIO	ITA	ARCO Yamaha MotoR University Team	Yamaha YZF-R7	1'45.382	2.623	0.056	4	155,161	223,6
29	33 G. SANCHEZ	ESP	ARCO Yamaha MotoR University Team	Yamaha YZF-R7	1'45.431	2.672	0.049	5	155,089	216,9
30	89 T. AKSU	AUS	PATA AG Motorsport Italia	Yamaha YZF-R7	1'45.433	2.674	0.002	5	155,086	220,0
31	92 G. CAZARD	FRA	Yamaha AD78 FIMLA by MS Racing	Yamaha YZF-R7	1'45.493	2.734	0.060	5	154,998	219,1
32	13 I. SCHUNSELAAR	NED	Indi Racing by Yamaha Ten Kare Racing	Yamaha YZF-R7	1'45.530	2.771	0.037	5	154,944	222,7
33	66 P. TONN	GER	Kove Racing Team 109	Kove 450RR	1'45.619	2.860	0.089	5	154,813	213,0
----- Out 105% in this Session -----										
34	93 A. AGASKA	INA	Progp Nitiracing	Yamaha YZF-R7	1'48.201	5.442	2.582	4	151,119	218,6

Qualifying Lap Time (105% of 1'42.759): 1'47.897

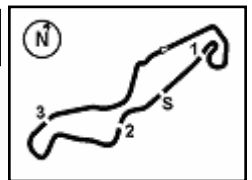
AIR	Humidity:	75%	Temp:	13°C
TRACK	Condition:	Dry	Temp:	15°C

Records	Pole	[SP]	2026	L.Veneman	159,530	Km/h
	Race	[SP]	2026	L.Veneman		
	All Times	[SP]	2026	L.Veneman	1'42,499	159,530 Km/h

18/04/2026 Start 09:20 End 09:33 The results are provisional until the end of the time limit for protests and appeals and the completion of the technical checks. Clerk Of The Course: **Roland Brontsema** Publication Time: **09:37**

These data/results cannot be reproduced, stored and/or transmitted in whole or in part by any manner of electronic, mechanical, photocopying, recording, broadcasting or otherwise now known or herein after developed without the previous express consent by the copyright owner, except for reproduction in daily press and regular printed publications on sale to the public within 60 days of the event related to those data/results and always provided that copyright symbol appears together as follows below.

© DORNA WSBK ORGANIZATION Srl 2026



Pirelli Dutch Round, 17-19 April 2026
Results Warm Up 1

Session Highlights

Local Time	No. Rider	Description
09.20.00		Start of Session
09.24.57	11 M. SORRENTI	#11 Lap Time Cancelled [1'46.650] - Exceeded Track Limits - Turn 17
09.25.39	91 M. VANNUCCI	#91 Lap Time Cancelled [1'46.568] - Exceeded Track Limits - Turn 17
09.25.40	11 M. SORRENTI	#11 Lap Cancelled [1'47.257] - Course Cutting on Previous Lap - Turn 17
09.29.38	23 E. BARTOLINI	#23 Lap Time Cancelled [1'46.485] - Exceeded Track Limits - Turn 17
09.30.19	23 E. BARTOLINI	#23 Lap Cancelled [1'47.427] - Course Cutting on Previous Lap - Turn 17
09.30.42	11 M. SORRENTI	#11 Lap Time Cancelled [1'44.361] - Exceeded Track Limits - Turn 17
09.32.02	79 T. ALONSO	#79 Lap Time Cancelled [1'45.698] - Exceeded Track Limits - Turn 18
09.32.13	41 I. PERISTERAS	#41 Lap Time Cancelled [1'43.885] - Exceeded Track Limits - Turn 18
09.32.51	21 T. SOVICKA	#21 Lap Time Cancelled [1'44.585] - Exceeded Track Limits - Turn 18
09.33.32		End of Session

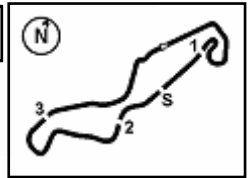
Fastest Laps Sequence

No.	Rider	Nat	Team	Bike	Local Time	Time	Gap	Avg
39	J. RISUENO	ESP	Pons Motosport Italiika Racing	Kawasaki ZX-6R 636	09:23'35.175	1'45.630		154,797
40	J. CORREA	USA	Pons Motosport Italiika Racing	Kawasaki ZX-6R 636	09:23'35.286	1'45.571	-0.059	154,883
6	J. BUIS	NED	Track & Trades Wixx Racing	Suzuki GSX-8R	09:23'36.512	1'43.569	-2.002	157,877
73	F. SEABRIGHT	GBR	PHR Performance Triumph	Triumph Daytona 660	09:23'37.994	1'43.056	-0.513	158,663
43	M. GAGGI	ITA	Team BrCorse	Yamaha YZF-R7	09:25'38.258	1'42.926	-0.130	158,864
71	L. VENEMAN	NED	MTM Kawasaki	Kawasaki ZX-6R 636	09:27'20.299	1'42.759	-0.167	159,122

18/04/2026 Start 09:20 End 09:33 The results are provisional until the end of the time limit for protests and appeals and the completion of the technical checks. Clerk Of The Course: **Roland Brontsema** Publication Time: **09:37**

These data/results cannot be reproduced, stored and/or transmitted in whole or in part by any manner of electronic, mechanical, photocopying, recording, broadcasting or otherwise now known or herein after developed without the previous express consent by the copyright owner, except for reproduction in daily press and regular printed publications on sale to the public within 60 days of the event related to those data/results and always provided that copyright symbol appears together as follows below.

© DORNA WSBK ORGANIZATION Srl 2026



Pirelli Dutch Round, 17-19 April 2026
Best Sectors & Speed Warm Up 1

BEST LAP		
1	71 L. VENEMAN	Kawasaki ZX-6R 636 1'42.759
2	6 J. BUIS	Suzuki GSX-8R 1'42.826
3	73 F. SEABRIGHT	Triumph Daytona 660 1'42.842
4	50 C. THOMPSON	Yamaha YZF-R7 1'42.859
5	43 M. GAGGI	Yamaha YZF-R7 1'42.889
6	68 K. BEEKMANS	Suzuki GSX-8R 1'43.081
7	18 B. IERACI	Triumph Daytona 660 1'43.150
8	34 X. ARTIGAS	Kawasaki ZX-6R 636 1'43.157
9	91 M. VANNUCCI	Aprilia RS 660 Factory 1'43.241
10	65 F. FLEERACKERS	Suzuki GSX-8R 1'43.370
11	38 D. SALVADOR	Kawasaki ZX-6R 636 1'43.448
12	11 M. SORRENTI	Aprilia RS 660 Factory 1'43.859
13	55 H. DESSOY	Triumph Daytona 660 1'43.878
14	98 T. BENETTI	Aprilia RS 660 Factory 1'43.881
15	16 A. FUERTES	Kawasaki ZX-6R 636 1'43.956
16	77 J. OSUNA	Kawasaki ZX-6R 636 1'43.966
17	27 F. MULYA	Yamaha YZF-R7 1'43.980
18	23 E. BARTOLINI	Triumph Daytona 660 1'43.997
19	40 J. CORREA	Kawasaki ZX-6R 636 1'44.131
20	41 I. PERISTERAS	Aprilia RS 660 Factory 1'44.186
21	47 A. TORRES	Kawasaki ZX-6R 636 1'44.230
22	39 J. RISUENO	Kawasaki ZX-6R 636 1'44.248
23	12 H. MAIER	Yamaha YZF-R7 1'44.498
24	7 B. FERNANDEZ	Kove 450RR 1'44.561
25	26 M. GENNAI	Yamaha YZF-R7 1'44.885
26	21 T. SOVICKA	Yamaha YZF-R7 1'45.029
27	79 T. ALONSO	Yamaha YZF-R7 1'45.326
28	69 A. DI PERSIO	Yamaha YZF-R7 1'45.382
29	33 G. SANCHEZ	Yamaha YZF-R7 1'45.431
30	89 T. AKSU	Yamaha YZF-R7 1'45.433
31	92 G. CAZARD	Yamaha YZF-R7 1'45.493
32	13 I. SCHUNSELAAR	Yamaha YZF-R7 1'45.530
33	66 P. TONN	Kove 450RR 1'45.619
34	93 A. AGASKA	Yamaha YZF-R7 1'48.201

SPEED		
1	73 F. SEABRIGHT	Triumph Daytona 660 228,3
2	55 H. DESSOY	Triumph Daytona 660 228,3
3	65 F. FLEERACKERS	Suzuki GSX-8R 226,9
4	77 J. OSUNA	Kawasaki ZX-6R 636 225,0
5	27 F. MULYA	Yamaha YZF-R7 225,0
6	21 T. SOVICKA	Yamaha YZF-R7 224,1
7	69 A. DI PERSIO	Yamaha YZF-R7 223,6
8	50 C. THOMPSON	Yamaha YZF-R7 222,7
9	13 I. SCHUNSELAAR	Yamaha YZF-R7 222,7
10	43 M. GAGGI	Yamaha YZF-R7 221,8
11	41 I. PERISTERAS	Aprilia RS 660 Factory 221,3
12	71 L. VENEMAN	Kawasaki ZX-6R 636 220,9
13	16 A. FUERTES	Kawasaki ZX-6R 636 220,9
14	91 M. VANNUCCI	Aprilia RS 660 Factory 220,9
15	34 X. ARTIGAS	Kawasaki ZX-6R 636 220,4
16	89 T. AKSU	Yamaha YZF-R7 220,0
17	12 H. MAIER	Yamaha YZF-R7 220,0
18	68 K. BEEKMANS	Suzuki GSX-8R 219,5
19	92 G. CAZARD	Yamaha YZF-R7 219,1
20	93 A. AGASKA	Yamaha YZF-R7 218,6
21	79 T. ALONSO	Yamaha YZF-R7 218,6
22	18 B. IERACI	Triumph Daytona 660 218,6
23	40 J. CORREA	Kawasaki ZX-6R 636 218,6
24	6 J. BUIS	Suzuki GSX-8R 217,3
25	47 A. TORRES	Kawasaki ZX-6R 636 217,3
26	33 G. SANCHEZ	Yamaha YZF-R7 216,9
27	23 E. BARTOLINI	Triumph Daytona 660 216,9
28	39 J. RISUENO	Kawasaki ZX-6R 636 216,4
29	98 T. BENETTI	Aprilia RS 660 Factory 216,4
30	38 D. SALVADOR	Kawasaki ZX-6R 636 216,4
31	7 B. FERNANDEZ	Kove 450RR 216,0
32	11 M. SORRENTI	Aprilia RS 660 Factory 215,1
33	66 P. TONN	Kove 450RR 213,0
34	26 M. GENNAI	Yamaha YZF-R7 212,6

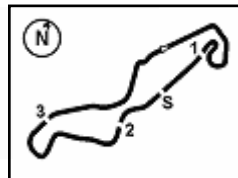
SEG. 1			SEG. 2		
1	73 F. SEABRIGHT	33.393	1	71 L. VENEMAN	16.903
2	34 X. ARTIGAS	33.407	2	6 J. BUIS	16.921
3	71 L. VENEMAN	33.412	3	50 C. THOMPSON	16.931
4	50 C. THOMPSON	33.515	4	91 M. VANNUCCI	17.003
5	43 M. GAGGI	33.536	5	55 H. DESSOY	17.057
6	6 J. BUIS	33.539	6	43 M. GAGGI	17.058
7	65 F. FLEERACKERS	33.563	7	65 F. FLEERACKERS	17.068
8	18 B. IERACI	33.566	8	68 K. BEEKMANS	17.079
9	68 K. BEEKMANS	33.658	9	73 F. SEABRIGHT	17.083
10	38 D. SALVADOR	33.659	10	34 X. ARTIGAS	17.093
11	16 A. FUERTES	33.717	11	23 E. BARTOLINI	17.118
12	40 J. CORREA	33.731	12	18 B. IERACI	17.177
13	41 I. PERISTERAS	33.735	13	27 F. MULYA	17.178
14	27 F. MULYA	33.763	14	98 T. BENETTI	17.185
15	98 T. BENETTI	33.769	15	41 I. PERISTERAS	17.206
16	91 M. VANNUCCI	33.800	16	38 D. SALVADOR	17.210
17	55 H. DESSOY	33.803	17	12 H. MAIER	17.225
18	77 J. OSUNA	33.855	18	77 J. OSUNA	17.233
19	47 A. TORRES	33.862	19	47 A. TORRES	17.237
20	11 M. SORRENTI	33.889	20	11 M. SORRENTI	17.239
21	23 E. BARTOLINI	33.913	21	16 A. FUERTES	17.258
22	39 J. RISUENO	33.923	22	21 T. SOVICKA	17.295
23	7 B. FERNANDEZ	33.941	23	40 J. CORREA	17.304
24	69 A. DI PERSIO	33.997	24	7 B. FERNANDEZ	17.358
25	21 T. SOVICKA	34.045	25	39 J. RISUENO	17.368
26	12 H. MAIER	34.058	26	26 M. GENNAI	17.411
27	33 G. SANCHEZ	34.085	27	89 T. AKSU	17.417
28	66 P. TONN	34.193	28	13 I. SCHUNSELAAR	17.485
29	26 M. GENNAI	34.242	29	79 T. ALONSO	17.493
30	79 T. ALONSO	34.282	30	66 P. TONN	17.501
31	13 I. SCHUNSELAAR	34.384	31	69 A. DI PERSIO	17.544
32	92 G. CAZARD	34.406	32	33 G. SANCHEZ	17.548
33	89 T. AKSU	34.465	33	93 A. AGASKA	17.691
34	93 A. AGASKA	35.130	34	92 G. CAZARD	17.706

SEG. 3			SEG. 4		
1	73 F. SEABRIGHT	28.107	1	6 J. BUIS	23.621
2	43 M. GAGGI	28.295	2	43 M. GAGGI	23.741
3	71 L. VENEMAN	28.315	3	34 X. ARTIGAS	23.781
4	50 C. THOMPSON	28.354	4	71 L. VENEMAN	23.801
5	55 H. DESSOY	28.376	5	73 F. SEABRIGHT	23.846
6	34 X. ARTIGAS	28.398	6	68 K. BEEKMANS	23.846
7	68 K. BEEKMANS	28.408	7	55 H. DESSOY	23.893
8	91 M. VANNUCCI	28.431	8	18 B. IERACI	23.909
9	18 B. IERACI	28.448	9	65 F. FLEERACKERS	23.942
10	65 F. FLEERACKERS	28.482	10	38 D. SALVADOR	23.957
11	38 D. SALVADOR	28.532	11	23 E. BARTOLINI	23.976
12	6 J. BUIS	28.551	12	50 C. THOMPSON	23.978
13	89 T. AKSU	28.587	13	91 M. VANNUCCI	24.007
14	11 M. SORRENTI	28.591	14	27 F. MULYA	24.067
15	41 I. PERISTERAS	28.609	15	16 A. FUERTES	24.081
16	77 J. OSUNA	28.614	16	77 J. OSUNA	24.091
17	21 T. SOVICKA	28.648	17	47 A. TORRES	24.107
18	23 E. BARTOLINI	28.660	18	39 J. RISUENO	24.115
19	27 F. MULYA	28.670	19	11 M. SORRENTI	24.131
20	98 T. BENETTI	28.678	20	41 I. PERISTERAS	24.144
21	16 A. FUERTES	28.680	21	26 M. GENNAI	24.175
22	39 J. RISUENO	28.710	22	40 J. CORREA	24.187
23	47 A. TORRES	28.733	23	12 H. MAIER	24.239
24	12 H. MAIER	28.777	24	98 T. BENETTI	24.249
25	40 J. CORREA	28.785	25	7 B. FERNANDEZ	24.362
26	7 B. FERNANDEZ	28.787	26	89 T. AKSU	24.368
27	92 G. CAZARD	28.848	27	21 T. SOVICKA	24.370
28	26 M. GENNAI	28.903	28	13 I. SCHUNSELAAR	24.467
29	33 G. SANCHEZ	28.919	29	79 T. ALONSO	24.486
30	13 I. SCHUNSELAAR	28.968	30	33 G. SANCHEZ	24.528
31	69 A. DI PERSIO	28.981	31	92 G. CAZARD	24.533
32	66 P. TONN	28.993	32	69 A. DI PERSIO	24.544
33	79 T. ALONSO	28.999	33	66 P. TONN	24.629
34	93 A. AGASKA	29.356	34	93 A. AGASKA	24.837

18/04/2026

These data/results cannot be reproduced, stored and/or transmitted in whole or in part by any manner of electronic, mechanical, photocopying, recording, broadcasting or otherwise now known or herein after developed without the previous express consent by the copyright owner, except for reproduction in daily press and regular printed publications on sale to the public within 60 days of the event related to those data/results and always provided that copyright symbol appears together as follows below.

© DORNA WSBK ORGANIZATION Srl 2026


Pirelli Dutch Round, 17-19 April 2026
Ideal Times Warm Up 1

TT Circuit Assen 4.542 m

No.	Rider	Nat	Bike	Seg. 1	Seg. 2	Seg. 3	Seg. 4	Ideal Time		
				Diff. 1	Diff. 2	Diff. 3	Diff. 4	Best Lap	Pos.	Diff.
1	73 F. SEABRIGHT	GBR	Triumph Daytona 660	33.393	17.083 +0.030	28.107	23.846 +0.383	1'42.429 1'42.842	3	0.413
2	71 L. VENEMAN	NED	Kawasaki ZX-6R 636	33.412 +0.018	16.903 +0.090	28.315	23.801 +0.220	1'42.431 1'42.759	1	0.328
3	43 M. GAGGI	ITA	Yamaha YZF-R7	33.536	17.058	28.295	23.741 +0.259	1'42.630 1'42.889	5	0.259
4	6 J. BUIS	NED	Suzuki GSX-8R	33.539 +0.063	16.921	28.551 +0.131	23.621	1'42.632 1'42.826	2	0.194
5	34 X. ARTIGAS	ESP	Kawasaki ZX-6R 636	33.407	17.093	28.398 +0.105	23.781 +0.373	1'42.679 1'43.157	8	0.478
6	50 C. THOMPSON	AUS	Yamaha YZF-R7	33.515	16.931	28.354 +0.080	23.978 +0.001	1'42.778 1'42.859	4	0.081
7	68 K. BEEKMANS	NED	Suzuki GSX-8R	33.658	17.079	28.408 +0.090	23.846	1'42.991 1'43.081	6	0.090
8	65 F. FLEERACKERS	BEL	Suzuki GSX-8R	33.563	17.068 +0.115	28.482	23.942 +0.200	1'43.055 1'43.370	10	0.315
9	18 B. IERACI	ITA	Triumph Daytona 660	33.566	17.177	28.448	23.909 +0.050	1'43.100 1'43.150	7	0.050
10	55 H. DESSOY	GBR	Triumph Daytona 660	33.803	17.057 +0.017	28.376	23.893 +0.732	1'43.129 1'43.878	13	0.749
11	91 M. VANNUCCI	ITA	Aprilia RS 660 Factory	33.800	17.003	28.431	24.007	1'43.241 1'43.241	9	
12	38 D. SALVADOR	ESP	Kawasaki ZX-6R 636	33.659 +0.049	17.210	28.532 +0.041	23.957	1'43.358 1'43.448	11	0.090
13	23 E. BARTOLINI	ITA	Triumph Daytona 660	33.913 +0.105	17.118 +0.081	28.660 +0.095	23.976 +0.049	1'43.667 1'43.997	18	0.330
14	27 F. MULYA	INA	Yamaha YZF-R7	33.763 +0.109	17.178 +0.193	28.670	24.067	1'43.678 1'43.980	17	0.302
15	41 I. PERISTERAS	GRE	Aprilia RS 660 Factory	33.735 +0.112	17.206	28.609 +0.093	24.144 +0.287	1'43.694 1'44.186	20	0.492
16	16 A. FUERTES	ESP	Kawasaki ZX-6R 636	33.717	17.258	28.680 +0.120	24.081 +0.100	1'43.736 1'43.956	15	0.220
17	77 J. OSUNA	ESP	Kawasaki ZX-6R 636	33.855	17.233 +0.086	28.614	24.091 +0.087	1'43.793 1'43.966	16	0.173
18	11 M. SORRENTI	ITA	Aprilia RS 660 Factory	33.889	17.239 +0.009	28.591	24.131	1'43.850 1'43.859	12	0.009
19	98 T. BENETTI	ITA	Aprilia RS 660 Factory	33.769	17.185	28.678	24.249	1'43.881 1'43.881	14	
20	47 A. TORRES	ESP	Kawasaki ZX-6R 636	33.862 +0.028	17.237 +0.121	28.733 +0.142	24.107	1'43.939 1'44.230	21	0.291
21	40 J. CORREA	USA	Kawasaki ZX-6R 636	33.731	17.304	28.785 +0.033	24.187 +0.091	1'44.007 1'44.131	19	0.124
22	39 J. RISUENO	ESP	Kawasaki ZX-6R 636	33.923	17.368	28.710 +0.075	24.115 +0.057	1'44.116 1'44.248	22	0.132
23	12 H. MAIER	BRA	Yamaha YZF-R7	34.058	17.225	28.777 +0.199	24.239	1'44.299 1'44.498	23	0.199
24	21 T. SOVICKA	CZE	Yamaha YZF-R7	34.045 +0.240	17.295 +0.080	28.648 +0.351	24.370	1'44.358 1'45.029	26	0.671
25	7 B. FERNANDEZ	ESP	Kove 450RR	33.941	17.358	28.787	24.362 +0.113	1'44.448 1'44.561	24	0.113
26	26 M. GENNAI	ITA	Yamaha YZF-R7	34.242 +0.154	17.411	28.903	24.175	1'44.731 1'44.885	25	0.154
27	89 T. AKSU	AUS	Yamaha YZF-R7	34.465 +0.279	17.417 +0.050	28.587	24.368 +0.267	1'44.837 1'45.433	30	0.596
28	69 A. DI PERSIO	ITA	Yamaha YZF-R7	33.997	17.544	28.981 +0.073	24.544 +0.243	1'45.066 1'45.382	28	0.316
29	33 G. SANCHEZ	ESP	Yamaha YZF-R7	34.085	17.548 +0.085	28.919 +0.091	24.528 +0.175	1'45.080 1'45.431	29	0.351
30	79 T. ALONSO	POR	Yamaha YZF-R7	34.282	17.493 +0.066	28.999	24.486	1'45.260 1'45.326	27	0.066
31	13 I. SCHUNSELAAR	NED	Yamaha YZF-R7	34.384 +0.088	17.485	28.968 +0.138	24.467	1'45.304 1'45.530	32	0.226
32	66 P. TONN	GER	Kove 450RR	34.193 +0.017	17.501	28.993	24.629 +0.286	1'45.316 1'45.619	33	0.303
33	92 G. CAZARD	FRA	Yamaha YZF-R7	34.406	17.706	28.848	24.533	1'45.493 1'45.493	31	
34	93 A. AGASKA	INA	Yamaha YZF-R7	35.130 +0.027	17.691 +0.648	29.356 +0.224	24.837 +0.288	1'47.014 1'48.201	34	1.187
Overall Ideal Time				33.393	16.903	28.107	23.621	1'42.024		

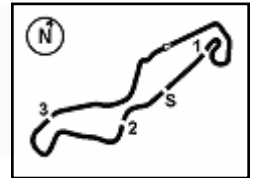
18/04/2026

These data/results cannot be reproduced, stored and/or transmitted in whole or in part by any manner of electronic, mechanical, photocopying, recording, broadcasting or otherwise now known or herein after developed without the previous express consent by the copyright owner, except for reproduction in daily press and regular printed publications on sale to the public within 60 days of the event related to those data/results and always provided that copyright symbol appears together as follows below.

© DORNA WSBK ORGANIZATION Srl 2026

FICR PERUGIA TIMING





Pirelli Dutch Round, 17-19 April 2026
Chronological Analysis Warm Up 1

1° 71 L. VENEMAN [1'42.759]							
Lap	Seg1	Seg2	Seg3	Seg4	Lap Time	km/h	Local Time
		17.441	28.782	24.492		213,4	9:22'10.506
1	33.934	17.292	28.615	24.051	1'43.892	213,0	9:23'54.398
2	33.889	16.903	28.428	23.922	1'43.142	220,9	9:25'37.540
3	33.430	16.993	28.315	24.021	1'42.759	215,6	9:27'20.299
4	33.412	17.135	28.372	23.855	1'42.774	214,3	9:29'03.073
5	33.503	17.014	28.568	23.801	1'42.886	214,7	9:30'45.959

2° 6 J. BUIS [1'42.826]							
Lap	Seg1	Seg2	Seg3	Seg4	Lap Time	km/h	Local Time
		17.367	29.061	24.275			9:21'52.943
1	33.659	17.139	28.597	24.174	1'43.569	215,1	9:23'36.512
2	33.981	17.196	28.753	24.040	1'43.970	216,0	9:25'20.482
3	36.751	17.175	28.705	24.092	1'46.723	216,0	9:27'07.205
4	33.602	16.921	28.682	23.621	1'42.826	217,3	9:28'50.031
5	33.539	17.203	28.551	24.285	1'43.578	214,3	9:30'33.609

3° 73 F. SEABRIGHT [1'42.842]							
Lap	Seg1	Seg2	Seg3	Seg4	Lap Time	km/h	Local Time
		17.574	28.926	24.273			9:21'54.938
1	33.515	17.083	28.612	23.846	1'43.056	223,6	9:23'37.994
2	34.110	17.380	29.065	23.965	1'44.520	228,3	9:25'22.514
3	33.548	17.136	28.599	24.259	1'43.542	225,5	9:27'06.056
4	38.987	17.414	28.571	24.422	1'49.394	223,1	9:28'55.450
5	33.393	17.113	28.107	24.229	1'42.842	223,1	9:30'38.292

4° 50 C. THOMPSON [1'42.859]							
Lap	Seg1	Seg2	Seg3	Seg4	Lap Time	km/h	Local Time
		17.224	28.822	24.330		220,9	9:22'11.014
1	33.972	17.210	28.584	24.099	1'43.865	222,7	9:23'54.879
2	33.703	17.080	28.354	23.978	1'43.115	219,5	9:25'37.994
3	33.515	16.931	28.434	23.979	1'42.859	221,3	9:27'20.853
4	33.792	17.204	29.072	24.521	1'44.589	216,4	9:29'05.442
5	33.621	17.026	28.457	24.060	1'43.164	220,0	9:30'48.606

5° 43 M. GAGGI [1'42.889]							
Lap	Seg1	Seg2	Seg3	Seg4	Lap Time	km/h	Local Time
		17.444	28.751	24.170		215,6	9:22'11.828
1	33.635	17.363	28.441	24.065	1'43.504	215,6	9:23'55.332
2	33.537	17.083	28.565	23.741	1'42.926	221,8	9:25'38.258
3	33.536	17.058	28.295	24.000	1'42.889	220,4	9:27'21.147
4	33.758	17.174	28.752	24.059	1'43.743	219,1	9:29'04.890
5	33.868	17.146	28.557	24.233	1'43.804	220,9	9:30'48.694

6° 68 K. BEEKMANS [1'43.081]							
Lap	Seg1	Seg2	Seg3	Seg4	Lap Time	km/h	Local Time
		18.020	29.404	24.846		207,7	9:22'10.232
1	35.212	17.530	28.540	24.171	1'45.453	215,1	9:23'55.685
2	33.659	17.195	28.408	24.075	1'43.337	218,2	9:25'39.022
3	33.801	17.220	28.630	24.029	1'43.680	215,1	9:27'22.702
4	33.973	17.177	28.573	24.050	1'43.773	219,5	9:29'06.475
5	33.658	17.079	28.498	23.846	1'43.081	217,3	9:30'49.556

7° 18 B. IERACI [1'43.150]							
Lap	Seg1	Seg2	Seg3	Seg4	Lap Time	km/h	Local Time
		17.766	28.796	24.342		211,4	9:21'52.359
1	34.187	17.392	28.475	24.686	1'44.740	214,7	9:23'37.099
2	34.334	17.355	28.521	24.110	1'44.320	213,4	9:25'21.419
3	35.716	17.457	28.596	24.596	1'46.365	211,4	9:27'07.784
4	33.583	17.183	28.488	23.909	1'43.163	218,6	9:28'50.947
5	33.566	17.177	28.448	23.959	1'43.150	218,2	9:30'34.097

8° 34 X. ARTIGAS [1'43.157]							
Lap	Seg1	Seg2	Seg3	Seg4	Lap Time	km/h	Local Time
		17.327	28.873	24.212			
1	33.962	17.323	28.580	23.781	1'43.646	220,4	9:23'54.476
2	33.681	17.330	28.398	23.926	1'43.335	217,3	9:25'37.811
3	33.407	17.093	28.503	24.154	1'43.157	219,1	9:27'20.968
4	34.248	17.253	28.636	23.884	1'44.021	217,3	9:29'04.989
5	33.550	17.162	28.672	24.030	1'43.414	216,0	9:30'48.403

9° 91 M. VANNUCCI [1'43.241]							
Lap	Seg1	Seg2	Seg3	Seg4	Lap Time	km/h	Local Time
		17.714	29.467	25.171		216,9	9:21'50.330
1	34.689	17.333	29.159	25.387	1'46.568C	215,6	9:23'36.898
2	33.947	17.074	28.678	24.571	1'44.270	217,3	9:25'21.168
3	33.945	17.414	33.978	24.014	1'49.351	210,1	9:27'10.519
4	34.052	17.257	28.836	24.056	1'44.201	220,9	9:28'54.720
5	33.800	17.003	28.431	24.007	1'43.241	213,4	9:30'37.961

10° 65 F. FLEERACKERS [1'43.370]							
Lap	Seg1	Seg2	Seg3	Seg4	Lap Time	km/h	Local Time
		17.419	28.945	24.401			9:21'53.139
1	33.854	17.068	28.548	24.600	1'44.070	217,7	9:23'37.209
2	34.391	17.173	28.742	23.942	1'44.248	226,9	9:25'21.457
3	34.239	17.170	29.033	24.599	1'45.041	220,4	9:27'06.498
4	33.872	17.203	28.668	23.996	1'43.739	222,7	9:28'50.237
5	33.563	17.183	28.482	24.142	1'43.370	219,5	9:30'33.607

11° 38 D. SALVADOR [1'43.448]							
Lap	Seg1	Seg2	Seg3	Seg4	Lap Time	km/h	Local Time
		17.612	29.040	24.357		212,6	9:22'19.444
1	33.867	17.407	28.648	24.212	1'44.134	213,9	9:24'03.578
2	33.659	17.237	28.653	24.202	1'43.751	213,9	9:25'47.329
3	33.810	17.294	28.640	24.068	1'43.812	213,4	9:27'31.141
4	33.708	17.210	28.573	23.957	1'43.448	215,6	9:29'14.589
5	33.791	17.401	28.532	24.172	1'43.896	216,4	9:30'58.485

12° 11 M. SORRENTI [1'43.859]							
Lap	Seg1	Seg2	Seg3	Seg4	Lap Time	km/h	Local Time
		17.849	29.181	24.605		209,7	9:21'50.045
1	34.558	17.667	29.227	25.198	1'46.650C	212,6	9:23'36.695
2	36.349	17.509	28.713	24.686	1'47.257C	213,0	9:25'23.952
3	34.418	17.529	28.828	24.473	1'45.248	213,0	9:27'09.200
4	34.205	17.239	28.795	24.122	1'44.361C	215,1	9:28'53.561
5	33.889	17.248	28.591	24.131	1'43.859	212,2	9:30'37.420

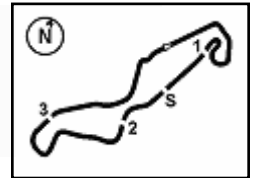
13° 55 H. DESSOY [1'43.878]							
Lap	Seg1	Seg2	Seg3	Seg4	Lap Time	km/h	Local Time
		17.306	28.939	24.488			9:21'53.462
1	34.169	17.057	28.931	23.990	1'44.147	228,3	9:23'37.609
2	34.244	17.410	28.688	23.924	1'44.266	225,9	9:25'21.875
3	34.121	17.406	28.622	24.302	1'44.451	224,5	9:27'06.326
4	33.920	17.485	28.784	23.893	1'44.082	221,3	9:28'50.408
5	33.803	17.074	28.376	24.625	1'43.878	222,7	9:30'34.286

14° 98 T. BENETTI [1'43.881]							
Lap	Seg1	Seg2	Seg3	Seg4	Lap Time	km/h	Local Time
		18.423	30.024	25.194		210,5	9:22'02.191
1	34.921	18.043	29.322	24.732	1'47.018	213,0	9:23'49.209
2	34.503	17.819	29.151	24.385	1'45.858	213,0	9:25'35.067
3	34.389	17.631	29.001	24.589	1'45.610	213,4	9:27'20.677
4	34.413	17.407	28.900	24.384	1'45.104	213,0	9:29'05.781

18/04/2026 P = Pits In/Out - C = Lap Time Cancelled

These data/results cannot be reproduced, stored and/or transmitted in whole or in part by any manner of electronic, mechanical, photocopying, recording, broadcasting or otherwise now known or herein after developed without the previous express consent by the copyright owner, except for reproduction in daily press and regular printed publications on sale to the public within 60 days of the event related to those data/results and always provided that copyright symbol appears together as follows below.

© DORNA WSBK ORGANIZATION Srl 2026



Pirelli Dutch Round, 17-19 April 2026
Chronological Analysis Warm Up 1

5 33.769 17.185 28.678 24.249 1'43.881 216,4 9:30'49.662

4 34.303 17.548 29.155 24.286 1'45.292 213,4 9:29'14.106
5 33.862 17.237 28.789 24.412 1'44.300 215,6 9:30'58.406

15° 16 A. FUERTES [1'43.956]							
Lap	Seg.1	Seg.2	Seg.3	Seg.4	Lap Time	km/h	Local Time
		17.939	29.544	24.620		211,8	9:21'57.335
1	34.266	17.533	29.078	24.639	1'45.516	214,3	9:23'42.851
2	34.266	17.401	29.069	24.172	1'44.908	215,1	9:25'27.759
3	33.883	17.339	28.680	24.535	1'44.437	220,9	9:27'12.196
4	34.075	17.344	28.727	24.081	1'44.227	216,4	9:28'56.423
5	33.717	17.258	28.800	24.181	1'43.956	216,0	9:30'40.379

22° 39 J. RISUENO [1'44.248]							
Lap	Seg.1	Seg.2	Seg.3	Seg.4	Lap Time	km/h	Local Time
		17.910	29.199	24.815		213,9	9:21'49.545
1	34.435	17.808	28.896	24.491	1'45.630	211,8	9:23'35.175
2	40.358	17.923	29.064	24.946	1'52.291	213,0	9:25'27.466
3	34.009	17.385	28.710	24.741	1'44.845	215,6	9:27'12.311
4	34.230	17.379	29.011	24.115	1'44.735	216,4	9:28'57.046
5	33.923	17.368	28.785	24.172	1'44.248	215,6	9:30'41.294

16° 77 J. OSUNA [1'43.966]							
Lap	Seg.1	Seg.2	Seg.3	Seg.4	Lap Time	km/h	Local Time
		17.691	29.233	24.306		214,3	9:21'52.908
1	34.374	17.286	29.206	24.091	1'44.957	217,3	9:23'37.865
2	34.294	17.538	29.129	24.630	1'45.591	225,0	9:25'23.456
3	34.305	17.233	28.928	24.479	1'44.945	218,2	9:27'08.401
4	33.855	17.319	28.614	24.178	1'43.966	214,3	9:28'52.367
5	34.187	17.412	28.815	24.484	1'44.898	217,3	9:30'37.265

23° 12 H. MAIER [1'44.498]							
Lap	Seg.1	Seg.2	Seg.3	Seg.4	Lap Time	km/h	Local Time
		18.222	32.347	24.454		214,7	9:21'54.379
1	34.338	17.324	28.989	24.813	1'45.464	220,0	9:23'39.843
2	34.609	17.358	28.777	24.449	1'45.193	216,0	9:25'25.036
3	34.058	17.225	28.976	24.239	1'44.498	218,6	9:27'09.534
4	35.842	17.458	29.266	24.816	1'47.382	217,3	9:28'56.916
5	34.430	17.466	28.953	24.356	1'45.205	216,0	9:30'42.121

17° 27 F. MULYA [1'43.980]							
Lap	Seg.1	Seg.2	Seg.3	Seg.4	Lap Time	km/h	Local Time
		17.643	28.817	24.491			9:21'53.734
1	34.173	17.178	28.982	24.199	1'44.532	224,5	9:23'38.266
2	34.148	17.469	29.007	24.755	1'45.379	225,0	9:25'23.645
3	34.308	17.258	28.916	24.526	1'45.008	224,5	9:27'08.653
4	33.872	17.371	28.670	24.067	1'43.980	219,5	9:28'52.633
5	33.763	17.464	28.776	24.309	1'44.312	217,7	9:30'36.945

24° 7 B. FERNANDEZ [1'44.561]							
Lap	Seg.1	Seg.2	Seg.3	Seg.4	Lap Time	km/h	Local Time
		17.751	29.351	24.699		213,9	9:25'55.383
1	34.143	17.394	29.043	24.362	1'44.942	214,7	9:27'40.325
2	34.202	17.388	28.985	24.363	1'44.938	215,6	9:29'25.263
3	33.941	17.358	28.787	24.475	1'44.561	216,0	9:31'09.824

18° 23 E. BARTOLINI [1'43.997]							
Lap	Seg.1	Seg.2	Seg.3	Seg.4	Lap Time	km/h	Local Time
		17.344	29.021	24.248		213,9	9:22'10.634
1	34.018	17.199	28.755	24.025	1'43.997	216,0	9:23'54.631
2	33.913	17.210	28.660	26.702	1'46.485C	215,1	9:25'41.116
3	34.994	17.796	29.796	24.841	1'47.427C	207,3	9:27'28.543
4	34.170	17.439	29.330	24.862	1'45.801	210,9	9:29'14.344
5	34.131	17.118	29.086	23.976	1'44.311	216,9	9:30'58.655

25° 26 M. GENNAI [1'44.885]							
Lap	Seg.1	Seg.2	Seg.3	Seg.4	Lap Time	km/h	Local Time
		17.839	29.834	24.520			9:21'55.804
1	34.922	18.347	29.616	24.603	1'47.488	208,9	9:23'43.292
2	34.495	17.535	28.930	24.250	1'45.210	212,6	9:25'28.502
3	34.284	17.544	29.070	24.419	1'45.317	208,9	9:27'13.819
4	34.242	17.656	28.950	24.324	1'45.172	203,8	9:28'58.991
5	34.396	17.411	28.903	24.175	1'44.885	210,5	9:30'43.876

19° 40 J. CORREA [1'44.131]							
Lap	Seg.1	Seg.2	Seg.3	Seg.4	Lap Time	km/h	Local Time
		18.036	29.571	24.729		210,9	9:21'49.715
1	34.640	17.556	29.008	24.367	1'45.571	217,3	9:23'35.286
2	34.316	17.637	29.152	24.514	1'45.619	213,0	9:25'20.905
3	34.417	17.449	29.007	24.955	1'45.828	217,3	9:27'06.733
4	34.014	17.432	28.785	24.187	1'44.418	218,2	9:28'51.151
5	33.731	17.304	28.818	24.278	1'44.131	218,6	9:30'35.282

26° 21 T. SOVICKA [1'45.029]							
Lap	Seg.1	Seg.2	Seg.3	Seg.4	Lap Time	km/h	Local Time
		17.995	29.056	24.837		216,0	9:21'50.566
1	34.669	17.522	29.031	25.233	1'46.455	216,4	9:23'37.021
2	34.798	17.674	29.248	24.482	1'46.202	224,1	9:25'23.223
3	34.372	17.428	29.076	24.532	1'45.408	220,0	9:27'08.631
4	34.285	17.375	28.999	24.370	1'45.029	220,4	9:28'53.660
5	34.045	17.295	28.648	24.597	1'44.585C	222,7	9:30'38.245
6	42.986						

20° 41 I. PERISTERAS [1'44.186]							
Lap	Seg.1	Seg.2	Seg.3	Seg.4	Lap Time	km/h	Local Time
		17.660	29.481	24.441			9:21'55.533
1	33.847	17.206	28.702	24.431	1'44.186	219,5	9:23'39.719
2	34.376	17.356	28.775	24.417	1'44.924	217,7	9:25'24.643
3	34.085	17.350	28.720	24.144	1'44.299	221,3	9:27'08.942
4	34.195	17.256	28.670	24.270	1'44.391	220,4	9:28'53.333
5	33.735	17.277	28.609	24.264	1'43.885C	216,9	9:30'37.218

27° 79 T. ALONSO [1'45.326]							
Lap	Seg.1	Seg.2	Seg.3	Seg.4	Lap Time	km/h	Local Time
		17.936	29.041	24.927		216,4	9:21'50.748
1	34.606	17.493	29.070	25.372	1'46.541	217,7	9:23'37.289
2	35.026	17.713	29.127	24.854	1'46.720	218,6	9:25'24.009
3	34.669	17.659	29.112	24.650	1'46.090	217,7	9:27'10.099
4	34.437	17.688	29.144	24.429	1'45.698C	217,7	9:28'55.797
5	34.282	17.559	28.999	24.486	1'45.326	212,6	9:30'41.123

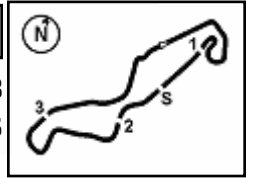
21° 47 A. TORRES [1'44.230]							
Lap	Seg.1	Seg.2	Seg.3	Seg.4	Lap Time	km/h	Local Time
		17.539	29.006	24.372		212,2	9:22'15.739
1	34.172	17.296	28.733	24.309	1'44.510	216,9	9:24'00.249
2	33.945	17.269	28.801	24.320	1'44.335	217,3	9:25'44.584
3	33.890	17.358	28.875	24.107	1'44.230	216,4	9:27'28.814

28° 69 A. DI PERSIO [1'45.382]							
Lap	Seg.1	Seg.2	Seg.3	Seg.4	Lap Time	km/h	Local Time
		19.088	30.743	25.802		208,5	9:23'36.247
1	35.113	18.000	29.188	24.816	1'47.117	213,0	9:25'23.364
2	35.156	17.646	28.986	24.812	1'46.600	223,6	9:27'09.964
3	34.216	17.643	28.981	24.544	1'45.384	216,9	9:28'55.348

18/04/2026 P = Pits In/Out - C = Lap Time Cancelled

These data/results cannot be reproduced, stored and/or transmitted in whole or in part by any manner of electronic, mechanical, photocopying, recording, broadcasting or otherwise now known or herein after developed without the previous express consent by the copyright owner, except for reproduction in daily press and regular printed publications on sale to the public within 60 days of the event related to those data/results and always provided that copyright symbol appears together as follows below.

© DORNA WSBK ORGANIZATION Srl 2026



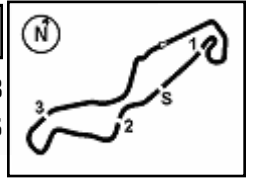
Pirelli Dutch Round, 17-19 April 2026
Best Laps & Speeds

No.	Rider Bike	Nat	Best Lap		FP		SP		WUP1										
			LL	SPD	LL	SPD	LL	SPD	LL	SPD									
1	71 L. VENEMAN Kawasaki ZX-6R 636	NED	1'42.499 24 228,8		1'42.792 9 222,2		1'42.499 10 228,8		1'42.759 5 220,9										
2	6 J. BUIS Suzuki GSX-8R	NED	1'42.505 28 223,6		1'43.127 14 218,2		1'42.505 9 223,6		1'42.826 5 217,3										
3	34 X. ARTIGAS Kawasaki ZX-6R 636	ESP	1'42.716 27 222,7		1'43.513 11 222,7		1'42.716 11 220,4		1'43.157 5 220,4										
4	68 K. BEEKMANS Suzuki GSX-8R	NED	1'42.765 26 225,0		1'43.843 10 221,8		1'42.765 11 225,0		1'43.081 5 219,5										
5	73 F. SEABRIGHT Triumph Daytona 660	GBR	1'42.842 29 228,3		1'43.931 14 224,1		1'42.938 10 227,8		1'42.842 5 228,3										
6	38 D. SALVADOR Kawasaki ZX-6R 636	ESP	1'42.853 28 225,0		1'43.907 12 221,8		1'42.853 11 225,0		1'43.448 5 216,4										
7	50 C. THOMPSON Yamaha YZF-R7	AUS	1'42.859 27 223,6		1'43.898 11 221,8		1'43.128 11 223,6		1'42.859 5 222,7										
8	65 F. FLEERACKERS Suzuki GSX-8R	BEL	1'42.862 30 226,9		1'43.413 13 225,9		1'42.862 12 225,0		1'43.370 5 226,9										
9	43 M. GAGGI Yamaha YZF-R7	ITA	1'42.889 27 226,4		1'43.963 11 223,6		1'42.970 11 226,4		1'42.889 5 221,8										
10	91 M. VANNUCCI Aprilia RS 660 Factory	ITA	1'42.994 26 220,9		1'43.700 10 216,4		1'42.994 11 215,1		1'43.241 5 220,9										
11	47 A. TORRES Kawasaki ZX-6R 636	ESP	1'43.089 29 224,1		1'44.817 13 223,1		1'43.089 11 224,1		1'44.230 5 217,3										
12	18 B. IERACI Triumph Daytona 660	ITA	1'43.150 29 221,3		1'43.731 14 217,7		1'43.478 10 221,3		1'43.150 5 218,6										
13	7 B. FERNANDEZ Kove 450RR	ESP	1'43.344 29 227,4		1'43.344 14 223,1		1'43.621 12 227,4		1'44.561 3 216,0										
14	27 F. MULYA Yamaha YZF-R7	INA	1'43.396 19 226,4		1'44.621 11 226,4		1'43.396 3 225,0		1'43.980 5 225,0										
15	11 M. SORRENTI Aprilia RS 660 Factory	ITA	1'43.504 28 217,3		1'45.201 12 217,3		1'43.504 11 215,1		1'43.859 5 215,1										
16	23 E. BARTOLINI Triumph Daytona 660	ITA	1'43.835 30 220,9		1'43.856 13 216,4		1'43.835 12 220,9		1'43.997 5 216,9										
17	55 H. DESSOY Triumph Daytona 660	GBR	1'43.836 25 228,8		1'44.470 11 222,2		1'43.836 9 228,8		1'43.878 5 228,3										
18	98 T. BENETTI Aprilia RS 660 Factory	ITA	1'43.881 29 221,8		1'45.073 13 221,3		1'44.918 11 221,8		1'43.881 5 216,4										
19	16 A. FUERTES Kawasaki ZX-6R 636	ESP	1'43.956 27 225,0		1'44.767 12 219,5		1'44.169 10 225,0		1'43.956 5 220,9										
20	77 J. OSUNA Kawasaki ZX-6R 636	ESP	1'43.966 28 225,0		1'44.672 11 217,3		1'44.120 12 225,0		1'43.966 5 225,0										
21	40 J. CORREA Kawasaki ZX-6R 636	USA	1'44.131 30 225,0		1'44.620 13 222,2		1'44.462 12 225,0		1'44.131 5 218,6										
22	69 A. DI PERSIO Yamaha YZF-R7	ITA	1'44.166 24 223,6		1'45.254 11 223,6		1'44.166 9 223,1		1'45.382 4 223,6										
23	41 I. PERISTERAS Aprilia RS 660 Factory	GRE	1'44.186 26 223,1		1'47.210 10 215,1		1'44.365 11 223,1		1'44.186 5 221,3										
24	39 J. RISUENO Kawasaki ZX-6R 636	ESP	1'44.188 27 221,8		1'44.499 12 220,9		1'44.188 10 221,8		1'44.248 5 216,4										
25	33 G. SANCHEZ Yamaha YZF-R7	ESP	1'44.340 28 224,5		1'45.482 12 222,2		1'44.340 11 224,5		1'45.431 5 216,9										

18/04/2026

These data/results cannot be reproduced, stored and/or transmitted in whole or in part by any manner of electronic, mechanical, photocopying, recording, broadcasting or otherwise now known or herein after developed without the previous express consent by the copyright owner, except for reproduction in daily press and regular printed publications on sale to the public within 60 days of the event related to those data/results and always provided that copyright symbol appears together as follows below.

© DORNA WSBK ORGANIZATION Srl 2026



Pirelli Dutch Round, 17-19 April 2026
Best Laps & Speeds

No.	Rider Bike	Nat	Best Lap		FP		SP		WUP1							
			LL	SPD	LL	SPD	LL	SPD	LL	SPD						
26	66 P. TONN Kove 450RR	GER	1'44.496 27	223,1	1'46.157 10	217,7	1'44.496 12	223,1	1'45.619 5	213,0						
27	12 H. MAIER Yamaha YZF-R7	BRA	1'44.498 23	221,3	1'44.610 11	221,3	1'45.298 7	220,0	1'44.498 5	220,0						
28	26 M. GENNAI Yamaha YZF-R7	ITA	1'44.514 26	218,6	1'44.917 10	215,1	1'44.514 11	218,6	1'44.885 5	212,6						
29	89 T. AKSU Yamaha YZF-R7	AUS	1'44.569 27	223,6	1'45.870 11	219,1	1'44.569 11	223,6	1'45.433 5	220,0						
30	21 T. SOVICKA Yamaha YZF-R7	CZE	1'44.628 28	224,1	1'45.264 12	222,7	1'44.628 11	223,1	1'45.029 5	224,1						
31	92 G. CAZARD Yamaha YZF-R7	FRA	1'44.817 29	220,9	1'45.635 13	219,1	1'44.817 11	220,9	1'45.493 5	219,1						
32	79 T. ALONSO Yamaha YZF-R7	POR	1'45.253 27	219,5	1'46.289 10	213,4	1'45.253 12	219,5	1'45.326 5	218,6						
33	13 I. SCHUNSELAAR Yamaha YZF-R7	NED	1'45.409 31	222,7	1'46.307 13	218,6	1'45.409 13	222,7	1'45.530 5	222,7						
34	93 A. AGASKA Yamaha YZF-R7	INA	1'46.181 24	225,0	1'46.265 11	223,6	1'46.181 9	225,0	1'48.201 4	218,6						

18/04/2026

These data/results cannot be reproduced, stored and/or transmitted in whole or in part by any manner of electronic, mechanical, photocopying, recording, broadcasting or otherwise now known or herein after developed without the previous express consent by the copyright owner, except for reproduction in daily press and regular printed publications on sale to the public within 60 days of the event related to those data/results and always provided that copyright symbol appears together as follows below.

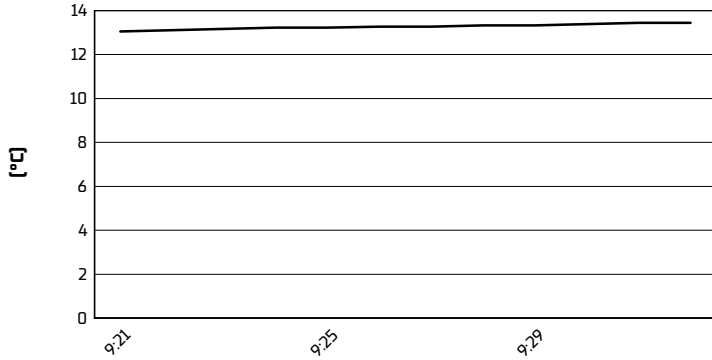
© DORNA WSBK ORGANIZATION Srl 2026

Pirelli Dutch Round, 17-19 April 2026

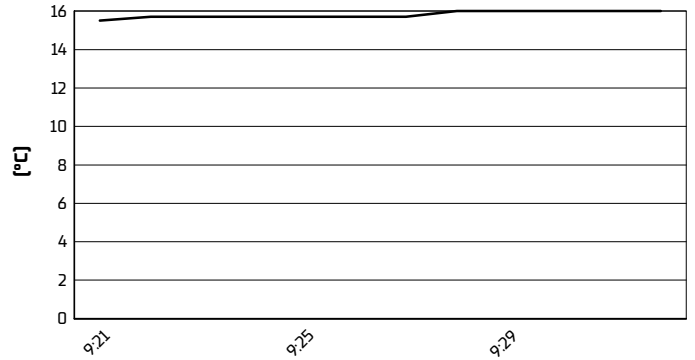
Weather Report Warm Up 1

Session started 09:20 - Session ended 9:33


Air Temperature



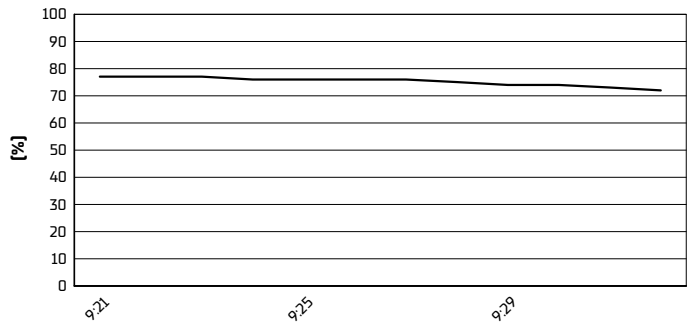
Track Temperature



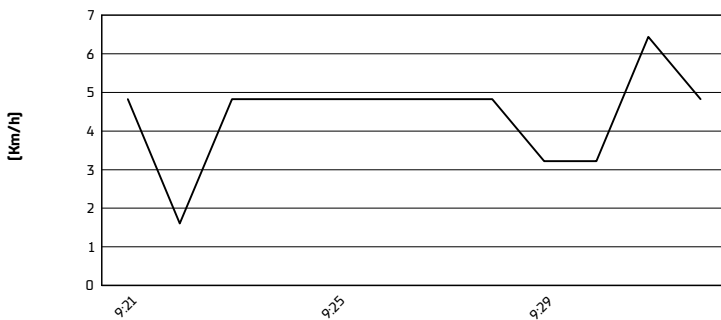
Air Pressure



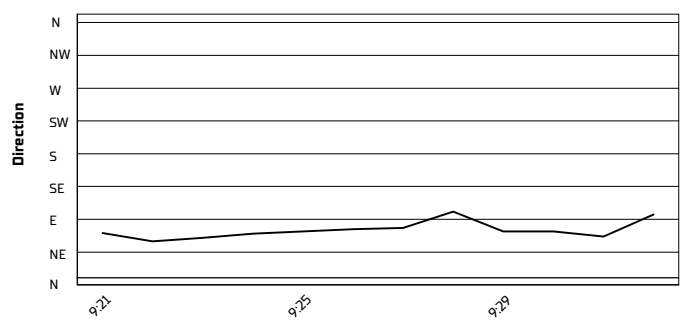
Humidity



Wind Speed



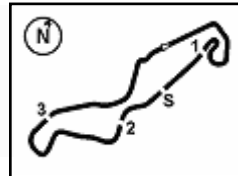
Wind Direction



18/04/2026

These data/results cannot be reproduced, stored and/or transmitted in whole or in part by any manner of electronic, mechanical, photocopying, recording, broadcasting or otherwise now known or herein after developed without the previous express consent by the copyright owner, except for reproduction in daily press and regular printed publications on sale to the public within 60 days of the event related to those data/results and always provided that copyright symbol appears together as follows below.

© DORNA WSBK ORGANIZATION Srl 2026



Pirelli Dutch Round, 17-19 April 2026

Starting Grid - Race 1 [12 Laps x 4,542 km = 54,504 km]

TT Circuit Assen 4.542 m

1	1	71 VENEMAN L. Kawasaki 1'42.499	2	6 BUIS J. Suzuki 1'42.505	3	34 ARTIGAS X. Kawasaki 1'42.716
2	4	68 BEEKMANS K. Suzuki 1'42.765	5	38 SALVADOR D. Kawasaki 1'42.853	6	65 FLEERACKERS F. Suzuki 1'42.862
3	7	73 SEABRIGHT F. Triumph 1'42.938	8	43 GAGGI M. Yamaha 1'42.970	9	91 VANNUCCI M. Aprilia 1'42.994
4	10	47 TORRES A. Kawasaki 1'43.089	11	50 THOMPSON C. Yamaha 1'43.128	12	27 MULYA F. Yamaha 1'43.396
5	13	18 IERACI B. Triumph 1'43.478	14	11 SORRENTI M. Aprilia 1'43.504	15	7 FERNANDEZ B. Kove 1'43.621
6	16	23 BARTOLINI E. Triumph 1'43.835	17	55 DESSOY H. Triumph 1'43.836	18	69 DI PERSIO A. Yamaha 1'44.166
7	19	16 FUERTES A. Kawasaki 1'44.169	20	39 RISUENO J. Kawasaki 1'44.188	21	33 SANCHEZ G. Yamaha 1'44.340
8	22	41 PERISTERAS I. Aprilia 1'44.365	23	40 CORREA J. Kawasaki 1'44.462	24	77 OSUNA J. Kawasaki 1'44.120
9	25	66 TONN P. Kove 1'44.496	26	26 GENNAI M. Yamaha 1'44.514	27	89 AKSU T. Yamaha 1'44.569
10	28	21 SOVICKA T. Yamaha 1'44.628	29	92 CAZARD G. Yamaha 1'44.817	30	98 BENETTI T. Aprilia 1'44.918
11	31	79 ALONSO T. Yamaha 1'45.253	32	12 MAIER H. Yamaha 1'45.298	33	13 SCHUNSELAAR I. Yamaha 1'45.409
12	34	93 AGASKA A. Yamaha 1'46.181				

N.77 (Osuna J.) has been penalized with a drop of 6 grid positions - Slow on racing line during Superpole

18/04/2026 The Race Director: **Stefano Carioia**

* = Penalized

These data/results cannot be reproduced, stored and/or transmitted in whole or in part by any manner of electronic, mechanical, photocopying, recording, broadcasting or otherwise now known or herein after developed without the previous express consent by the copyright owner, except for reproduction in daily press and regular printed publications on sale to the public within 60 days of the event related to those data/results and always provided that copyright symbol appears together as follows below. © DORNA WSBK ORGANIZATION Srl 2026