

Pirelli Dutch Round, 17–19 April 2026

Results Warm Up 2

No.	Rider	Nat	Team	Bike	Time	Gap	Rel.	Laps	Speed	
									Avg	Max
1	71 L. VENEMAN	NED	MTM Kawasaki	Kawasaki ZX-6R 636	1'42.963			6	158,807	221,8
2	73 F. SEABRIGHT	GBR	PHR Performance Triumph	Triumph Daytona 660	1'43.153	0.190	0.190	6	158,514	227,4
3	6 J. BUIS	NED	Track & Trades Wixx Racing	Suzuki GSX-8R	1'43.184	0.221	0.031	6	158,466	221,8
4	91 M. VANNUCCI	ITA	Revo-M2	Aprilia RS 660 Factory	1'43.612	0.649	0.428	5	157,812	222,2
5	18 B. IERACI	ITA	CM Triumph Factory Racing	Triumph Daytona 660	1'43.653	0.690	0.041	5	157,749	221,3
6	11 M. SORRENTI	ITA	Revo-M2	Aprilia RS 660 Factory	1'43.757	0.794	0.104	6	157,591	219,1
7	55 H. DESSOY	GBR	PHR Performance Triumph	Triumph Daytona 660	1'43.825	0.862	0.068	6	157,488	227,8
8	38 D. SALVADOR	ESP	Team ProDina Kawasaki XCI	Kawasaki ZX-6R 636	1'43.830	0.867	0.005	6	157,480	221,3
9	7 B. FERNANDEZ	ESP	Kove Racing Team 109	Kove 450RR	1'43.913	0.950	0.083	5	157,355	225,9
10	34 X. ARTIGAS	ESP	MTM Kawasaki	Kawasaki ZX-6R 636	1'44.106	1.143	0.193	6	157,063	223,6
11	43 M. GAGGI	ITA	Team BrCorse	Yamaha YZF-R7	1'44.291	1.328	0.185	4	156,784	223,1
12	50 C. THOMPSON	AUS	Team BrCorse	Yamaha YZF-R7	1'44.340	1.377	0.049	4	156,711	221,8
13	23 E. BARTOLINI	ITA	CM Triumph Factory Racing	Triumph Daytona 660	1'44.414	1.451	0.074	2	156,600	216,0
14	40 J. CORREA	USA	Pons Motosport Italika Racing	Kawasaki ZX-6R 636	1'44.426	1.463	0.012	6	156,582	224,1
15	26 M. GENNAI	ITA	Panattoni BGR Smrz Racing	Yamaha YZF-R7	1'44.506	1.543	0.080	6	156,462	221,3
16	93 A. AGASKA	INA	Progp Nitiracing	Yamaha YZF-R7	1'44.655	1.692	0.149	6	156,239	227,8
17	65 F. FLEERACKERS	BEL	Track & Trades Wixx Racing	Suzuki GSX-8R	1'44.658	1.695	0.003	6	156,235	226,4
18	68 K. BEEKMANS	NED	VLR Racing Team Suzuki	Suzuki GSX-8R	1'44.668	1.705	0.010	6	156,220	224,5
19	16 A. FUERTES	ESP	Deza-Box 77 Racing Team	Kawasaki ZX-6R 636	1'44.767	1.804	0.099	5	156,072	220,9
20	12 H. MAIER	BRA	Yamaha AD78 FIMLA by MS Racing	Yamaha YZF-R7	1'44.776	1.813	0.009	6	156,059	221,3
21	98 T. BENETTI	ITA	MMR	Aprilia RS 660 Factory	1'44.825	1.862	0.049	6	155,986	221,3
22	89 T. AKSU	AUS	PATA AG Motorsport Italia	Yamaha YZF-R7	1'44.841	1.878	0.016	6	155,962	221,8
23	47 A. TORRES	ESP	Team ProDina Kawasaki XCI	Kawasaki ZX-6R 636	1'44.997	2.034	0.156	5	155,730	222,2
24	66 P. TONN	GER	Kove Racing Team 109	Kove 450RR	1'45.079	2.116	0.082	5	155,609	222,7
25	39 J. RISUENO	ESP	Pons Motosport Italika Racing	Kawasaki ZX-6R 636	1'45.251	2.288	0.172	6	155,354	220,0
26	41 I. PERISTERAS	GRE	MMR	Aprilia RS 660 Factory	1'45.494	2.531	0.243	2	154,996	220,9
27	77 J. OSUNA	ESP	Deza-Box 77 Racing Team	Kawasaki ZX-6R 636	1'45.635	2.672	0.141	5	154,790	218,6
28	21 T. SOVICKA	CZE	Panattoni BGR Smrz Racing	Yamaha YZF-R7	1'45.833	2.870	0.198	4	154,500	220,9
29	79 T. ALONSO	POR	Miguel Oliveira Team	Yamaha YZF-R7	1'45.846	2.883	0.013	4	154,481	220,0
30	33 G. SANCHEZ	ESP	ARCO Yamaha MotoR University Team	Yamaha YZF-R7	1'46.172	3.209	0.326	3	154,007	225,9
31	13 I. SCHUNSELAAR	NED	Indi Racing by Yamaha Ten Kare Racing	Yamaha YZF-R7	1'46.279	3.316	0.107	5	153,852	225,0
32	69 A. DI PERSIO	ITA	ARCO Yamaha MotoR University Team	Yamaha YZF-R7	1'46.346	3.383	0.067	5	153,755	221,8
33	92 G. CAZARD	FRA	Yamaha AD78 FIMLA by MS Racing	Yamaha YZF-R7	1'46.771	3.808	0.425	5	153,143	223,6
34	27 F. MULYA	INA	Progp Nitiracing	Yamaha YZF-R7	1'47.287	4.324	0.516	1	152,406	224,5

Qualifying Lap Time (105% of 1'42.963): 1'48.112

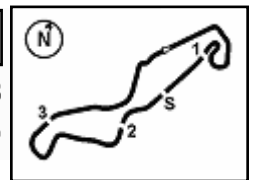
AIR	Humidity:	79%	Temp:	9°C
TRACK	Condition:	Dry	Temp:	13°C

Records	Pole	[SP]	2026	L.Veneman	1'42.499	159,530	Km/h
	Race	[RC1]	2026	F.Fleerackers	1'42.575	159,410	Km/h
	All Times	[SP]	2026	L.Veneman	1'42.499	159,530	Km/h

19/04/2026 Start 09:35 End 09:53 The results are provisional until the end of the time limit for protests and appeals and the completion of the technical checks. Clerk Of The Course: **Roland Brontsema** Publication Time: **09:58**

These data/results cannot be reproduced, stored and/or transmitted in whole or in part by any manner of electronic, mechanical, photocopying, recording, broadcasting or otherwise now known or herein after developed without the previous express consent by the copyright owner, except for reproduction in daily press and regular printed publications on sale to the public within 60 days of the event related to those data/results and always provided that copyright symbol appears together as follows below.

© DORNA WSBK ORGANIZATION Srl 2026



Pirelli Dutch Round, 17-19 April 2026
Results Warm Up 2

Session Highlights

Local Time	No. Rider	Description
09.35.00		Start of Session
09.37.58		Yellow Flag Out - Turn 7-8
09.38.20		Yellow Flag In - Turn 7-8
09.39.08		Yellow Flag Out - Turn 5
09.39.22	27 F. MULYA	#27 Crashed - Turn 5
09.39.25		Yellow Flag Out - Turn 3-4
09.39.38		Yellow Flag Out - Turn 5
09.39.49		Yellow Flag In - Turn 5
09.39.49		Riders Under Yellow Flag at Turn 5: #41 #33 #77 #92 #71 #50 #43 #34 #23 #98
09.40.44		Yellow Flag In - Turn 3-4
09.40.44		Riders Under Yellow Flag at Turn 3-4: #65 #7 #47 #89 #91 #55 #6 #40 #39 #16 #18 #73 #11 #66 #68 #38 #26 #69 #13 #12 #93
09.40.53		Yellow Flag Out - Turn 4
09.41.03		RED FLAG
09.41.06		Yellow Flag In - Turn 4
09.41.06		Riders Under Yellow Flag at Turn 4: #71 #50 #34 #23 #43 #98
09.41.27	41 I. PERISTERAS	#41 Crashed - Turn 5
09.41.37	23 E. BARTOLINI	#23 Stopped with Technical Problem - Turn 5
09.47.00		Sighting Lap Started
09.53.23		End of Session

Fastest Laps Sequence

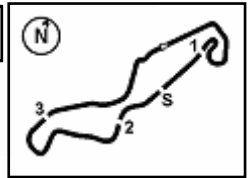
No.	Rider	Nat	Team	Bike	Local Time	Time	Gap	Avg
65	F. FLEERACKERS	BEL	Track & Trades Wixx Racing	Suzuki GSX-8R	09:38'30.738	1'44.730		156,127
18	B. IERACI	ITA	CM Triumph Factory Racing	Triumph Daytona 660	09:38'35.319	1'44.377	-0.353	156,655
71	L. VENEMAN	NED	MTM Kawasaki	Kawasaki ZX-6R 636	09:38'49.785	1'43.346	-1.031	158,218
73	F. SEABRIGHT	GBR	PHR Performance Triumph	Triumph Daytona 660	09:40'19.420	1'43.153	-0.193	158,514
71	L. VENEMAN	NED	MTM Kawasaki	Kawasaki ZX-6R 636	09:50'44.916	1'42.963	-0.190	158,807

19/04/2026 Start 09:35 End 09:53 The results are provisional until the end of the time limit for protests and appeals and the completion of the technical checks.

Clerk Of The Course: **Roland Brontsema**
Publication Time: **09:58**

These data/results cannot be reproduced, stored and/or transmitted in whole or in part by any manner of electronic, mechanical, photocopying, recording, broadcasting or otherwise now known or herein after developed without the previous express consent by the copyright owner, except for reproduction in daily press and regular printed publications on sale to the public within 60 days of the event related to those data/results and always provided that copyright symbol appears together as follows below.

© DORNA WSBK ORGANIZATION Srl 2026



Pirelli Dutch Round, 17-19 April 2026
Best Sectors & Speed Warm Up 2

BEST LAP		
1	71 L. VENEMAN	Kawasaki ZX-6R 636 1'42.963
2	73 F. SEABRIGHT	Triumph Daytona 660 1'43.153
3	6 J. BUIS	Suzuki GSX-8R 1'43.184
4	91 M. VANNUCCI	Aprilia RS 660 Factory 1'43.612
5	18 B. IERACI	Triumph Daytona 660 1'43.653
6	11 M. SORRENTI	Aprilia RS 660 Factory 1'43.757
7	55 H. DESSOY	Triumph Daytona 660 1'43.825
8	38 D. SALVADOR	Kawasaki ZX-6R 636 1'43.830
9	7 B. FERNANDEZ	Kove 450RR 1'43.913
10	34 X. ARTIGAS	Kawasaki ZX-6R 636 1'44.106
11	43 M. GAGGI	Yamaha YZF-R7 1'44.291
12	50 C. THOMPSON	Yamaha YZF-R7 1'44.340
13	23 E. BARTOLINI	Triumph Daytona 660 1'44.414
14	40 J. CORREA	Kawasaki ZX-6R 636 1'44.426
15	26 M. GENNAI	Yamaha YZF-R7 1'44.506
16	93 A. AGASKA	Yamaha YZF-R7 1'44.655
17	65 F. FLEERACKERS	Suzuki GSX-8R 1'44.658
18	68 K. BEEKMANS	Suzuki GSX-8R 1'44.668
19	16 A. FUERTES	Kawasaki ZX-6R 636 1'44.767
20	12 H. MAIER	Yamaha YZF-R7 1'44.776
21	98 T. BENETTI	Aprilia RS 660 Factory 1'44.825
22	89 T. AKSU	Yamaha YZF-R7 1'44.841
23	47 A. TORRES	Kawasaki ZX-6R 636 1'44.997
24	66 P. TONN	Kove 450RR 1'45.079
25	39 J. RISUENO	Kawasaki ZX-6R 636 1'45.251
26	41 I. PERISTERAS	Aprilia RS 660 Factory 1'45.494
27	77 J. OSUNA	Kawasaki ZX-6R 636 1'45.635
28	21 T. SOVICKA	Yamaha YZF-R7 1'45.833
29	79 T. ALONSO	Yamaha YZF-R7 1'45.846
30	33 G. SANCHEZ	Yamaha YZF-R7 1'46.172
31	13 I. SCHUNSELAAR	Yamaha YZF-R7 1'46.279
32	69 A. DI PERSIO	Yamaha YZF-R7 1'46.346
33	92 G. CAZARD	Yamaha YZF-R7 1'46.771
34	27 F. MULYA	Yamaha YZF-R7 1'47.287

SPEED		
1	55 H. DESSOY	Triumph Daytona 660 227,8
2	93 A. AGASKA	Yamaha YZF-R7 227,8
3	73 F. SEABRIGHT	Triumph Daytona 660 227,4
4	65 F. FLEERACKERS	Suzuki GSX-8R 226,4
5	7 B. FERNANDEZ	Kove 450RR 225,9
6	33 G. SANCHEZ	Yamaha YZF-R7 225,9
7	13 I. SCHUNSELAAR	Yamaha YZF-R7 225,0
8	27 F. MULYA	Yamaha YZF-R7 224,5
9	68 K. BEEKMANS	Suzuki GSX-8R 224,5
10	40 J. CORREA	Kawasaki ZX-6R 636 224,1
11	92 G. CAZARD	Yamaha YZF-R7 223,6
12	34 X. ARTIGAS	Kawasaki ZX-6R 636 223,6
13	43 M. GAGGI	Yamaha YZF-R7 223,1
14	66 P. TONN	Kove 450RR 222,7
15	91 M. VANNUCCI	Aprilia RS 660 Factory 222,2
16	47 A. TORRES	Kawasaki ZX-6R 636 222,2
17	50 C. THOMPSON	Yamaha YZF-R7 221,8
18	6 J. BUIS	Suzuki GSX-8R 221,8
19	71 L. VENEMAN	Kawasaki ZX-6R 636 221,8
20	89 T. AKSU	Yamaha YZF-R7 221,8
21	69 A. DI PERSIO	Yamaha YZF-R7 221,8
22	26 M. GENNAI	Yamaha YZF-R7 221,3
23	98 T. BENETTI	Aprilia RS 660 Factory 221,3
24	38 D. SALVADOR	Kawasaki ZX-6R 636 221,3
25	12 H. MAIER	Yamaha YZF-R7 221,3
26	18 B. IERACI	Triumph Daytona 660 221,3
27	41 I. PERISTERAS	Aprilia RS 660 Factory 220,9
28	16 A. FUERTES	Kawasaki ZX-6R 636 220,9
29	21 T. SOVICKA	Yamaha YZF-R7 220,9
30	39 J. RISUENO	Kawasaki ZX-6R 636 220,0
31	79 T. ALONSO	Yamaha YZF-R7 220,0
32	11 M. SORRENTI	Aprilia RS 660 Factory 219,1
33	77 J. OSUNA	Kawasaki ZX-6R 636 218,6
34	23 E. BARTOLINI	Triumph Daytona 660 216,0

SEG. 1		
1	71 L. VENEMAN	33.276
2	73 F. SEABRIGHT	33.612
3	6 J. BUIS	33.632
4	43 M. GAGGI	33.695
5	11 M. SORRENTI	33.721
6	7 B. FERNANDEZ	33.754
7	18 B. IERACI	33.780
8	34 X. ARTIGAS	33.829
9	38 D. SALVADOR	33.873
10	23 E. BARTOLINI	33.907
11	40 J. CORREA	33.910
12	65 F. FLEERACKERS	33.915
13	50 C. THOMPSON	33.926
14	26 M. GENNAI	33.953
15	91 M. VANNUCCI	33.960
16	68 K. BEEKMANS	33.964
17	55 H. DESSOY	34.000
18	39 J. RISUENO	34.021
19	66 P. TONN	34.031
20	47 A. TORRES	34.079
21	16 A. FUERTES	34.110
22	89 T. AKSU	34.153
23	12 H. MAIER	34.190
24	93 A. AGASKA	34.216
25	69 A. DI PERSIO	34.328
26	98 T. BENETTI	34.350
27	77 J. OSUNA	34.357
28	13 I. SCHUNSELAAR	34.506
29	41 I. PERISTERAS	34.513
30	21 T. SOVICKA	34.611
31	92 G. CAZARD	34.676
32	79 T. ALONSO	34.688
33	27 F. MULYA	34.767
34	33 G. SANCHEZ	35.045

SEG. 2		
1	91 M. VANNUCCI	16.874
2	50 C. THOMPSON	16.971
3	43 M. GAGGI	16.974
4	71 L. VENEMAN	17.030
5	73 F. SEABRIGHT	17.044
6	55 H. DESSOY	17.072
7	18 B. IERACI	17.107
8	6 J. BUIS	17.116
9	7 B. FERNANDEZ	17.119
10	34 X. ARTIGAS	17.135
11	38 D. SALVADOR	17.172
12	11 M. SORRENTI	17.190
13	89 T. AKSU	17.194
14	47 A. TORRES	17.203
15	16 A. FUERTES	17.204
16	93 A. AGASKA	17.208
17	23 E. BARTOLINI	17.228
18	65 F. FLEERACKERS	17.241
19	27 F. MULYA	17.256
20	26 M. GENNAI	17.256
21	21 T. SOVICKA	17.258
22	40 J. CORREA	17.280
23	68 K. BEEKMANS	17.292
24	39 J. RISUENO	17.293
25	98 T. BENETTI	17.316
26	66 P. TONN	17.367
27	12 H. MAIER	17.381
28	41 I. PERISTERAS	17.401
29	77 J. OSUNA	17.437
30	79 T. ALONSO	17.446
31	13 I. SCHUNSELAAR	17.466
32	69 A. DI PERSIO	17.520
33	33 G. SANCHEZ	17.561
34	92 G. CAZARD	17.688

SEG. 3		
1	71 L. VENEMAN	28.382
2	73 F. SEABRIGHT	28.522
3	55 H. DESSOY	28.538
4	11 M. SORRENTI	28.554
5	38 D. SALVADOR	28.562
6	91 M. VANNUCCI	28.618
7	18 B. IERACI	28.637
8	6 J. BUIS	28.644
9	26 M. GENNAI	28.657
10	34 X. ARTIGAS	28.671
11	68 K. BEEKMANS	28.687
12	40 J. CORREA	28.694
13	7 B. FERNANDEZ	28.705
14	43 M. GAGGI	28.745
15	50 C. THOMPSON	28.793
16	12 H. MAIER	28.802
17	16 A. FUERTES	28.818
18	65 F. FLEERACKERS	28.832
19	89 T. AKSU	28.839
20	93 A. AGASKA	28.867
21	21 T. SOVICKA	28.902
22	66 P. TONN	28.945
23	23 E. BARTOLINI	28.952
24	98 T. BENETTI	28.960
25	47 A. TORRES	29.013
26	39 J. RISUENO	29.058
27	79 T. ALONSO	29.080
28	41 I. PERISTERAS	29.104
29	13 I. SCHUNSELAAR	29.152
30	77 J. OSUNA	29.184
31	33 G. SANCHEZ	29.200
32	69 A. DI PERSIO	29.385
33	92 G. CAZARD	29.587
34	27 F. MULYA	29.760

SEG. 4		
1	6 J. BUIS	23.763
2	73 F. SEABRIGHT	23.975
3	18 B. IERACI	24.081
4	55 H. DESSOY	24.088
5	65 F. FLEERACKERS	24.134
6	50 C. THOMPSON	24.139
7	43 M. GAGGI	24.147
8	91 M. VANNUCCI	24.160
9	38 D. SALVADOR	24.187
10	98 T. BENETTI	24.199
11	11 M. SORRENTI	24.208
12	71 L. VENEMAN	24.216
13	7 B. FERNANDEZ	24.260
14	27 F. MULYA	24.263
15	21 T. SOVICKA	24.280
16	23 E. BARTOLINI	24.327
17	68 K. BEEKMANS	24.336
18	34 X. ARTIGAS	24.362
19	93 A. AGASKA	24.364
20	33 G. SANCHEZ	24.366
21	16 A. FUERTES	24.367
22	40 J. CORREA	24.375
23	12 H. MAIER	24.381
24	47 A. TORRES	24.424
25	26 M. GENNAI	24.429
26	41 I. PERISTERAS	24.476
27	77 J. OSUNA	24.528
28	89 T. AKSU	24.536
29	79 T. ALONSO	24.560
30	39 J. RISUENO	24.590
31	66 P. TONN	24.699
32	92 G. CAZARD	24.808
33	13 I. SCHUNSELAAR	24.849
34	69 A. DI PERSIO	24.880

19/04/2026

These data/results cannot be reproduced, stored and/or transmitted in whole or in part by any manner of electronic, mechanical, photocopying, recording, broadcasting or otherwise now known or herein after developed without the previous express consent by the copyright owner, except for reproduction in daily press and regular printed publications on sale to the public within 60 days of the event related to those data/results and always provided that copyright symbol appears together as follows below.

© DORNA WSBK ORGANIZATION Srl 2026

Pirelli Dutch Round, 17-19 April 2026
Ideal Times Warm Up 2

No.	Rider	Nat	Bike	Seg. 1	Seg. 2	Seg. 3	Seg. 4	Ideal Time		
				Diff. 1	Diff. 2	Diff. 3	Diff. 4	Best Lap	Pos.	Diff.
1	71 L. VENEMAN	NED	Kawasaki ZX-6R 636	33.276	17.030 +0.046	28.382	24.216 +0.013	1'42.904 1'42.963	1	0.059
2	73 F. SEABRIGHT	GBR	Triumph Daytona 660	33.612	17.044	28.522	23.975	1'43.153 1'43.153	2	
3	6 J. BUIS	NED	Suzuki GSX-8R	33.632	17.116 +0.029	28.644	23.763	1'43.155 1'43.184	3	0.029
4	43 M. GAGGI	ITA	Yamaha YZF-R7	33.695	16.974	28.745 +0.143	24.147 +0.587	1'43.561 1'44.291	11	0.730
5	18 B. IERACI	ITA	Triumph Daytona 660	33.780	17.107 +0.048	28.637	24.081	1'43.605 1'43.653	5	0.048
6	91 M. VANNUCCI	ITA	Aprilia RS 660 Factory	33.960	16.874	28.618	24.160	1'43.612 1'43.612	4	
7	11 M. SORRENTI	ITA	Aprilia RS 660 Factory	33.721 +0.084	17.190	28.554	24.208	1'43.673 1'43.757	6	0.084
8	55 H. DESSOY	GBR	Triumph Daytona 660	34.000	17.072	28.538	24.088 +0.127	1'43.698 1'43.825	7	0.127
9	38 D. SALVADOR	ESP	Kawasaki ZX-6R 636	33.873 +0.036	17.172	28.562	24.187	1'43.794 1'43.830	8	0.036
10	50 C. THOMPSON	AUS	Yamaha YZF-R7	33.926	16.971	28.793 +0.189	24.139 +0.322	1'43.829 1'44.340	12	0.511
11	7 B. FERNANDEZ	ESP	Kove 450RR	33.754	17.119 +0.075	28.705	24.260	1'43.838 1'43.913	9	0.075
12	34 X. ARTIGAS	ESP	Kawasaki ZX-6R 636	33.829 +0.027	17.135	28.671	24.362 +0.082	1'43.997 1'44.106	10	0.109
13	65 F. FLEERACKERS	BEL	Suzuki GSX-8R	33.915	17.241	28.832 +0.117	24.134 +0.419	1'44.122 1'44.658	17	0.536
14	40 J. CORREA	USA	Kawasaki ZX-6R 636	33.910 +0.029	17.280	28.694 +0.138	24.375	1'44.259 1'44.426	14	0.167
15	68 K. BEEKMANS	NED	Suzuki GSX-8R	33.964	17.292	28.687 +0.351	24.336 +0.038	1'44.279 1'44.668	18	0.389
16	26 M. GENNAI	ITA	Yamaha YZF-R7	33.953 +0.015	17.256	28.657 +0.100	24.429 +0.096	1'44.295 1'44.506	15	0.211
17	23 E. BARTOLINI	ITA	Triumph Daytona 660	33.907	17.228	28.952	24.327	1'44.414 1'44.414	13	
18	16 A. FUERTES	ESP	Kawasaki ZX-6R 636	34.110 +0.128	17.204	28.818	24.367 +0.140	1'44.499 1'44.767	19	0.268
19	93 A. AGASKA	INA	Yamaha YZF-R7	34.216	17.208	28.867	24.364	1'44.655 1'44.655	16	
20	47 A. TORRES	ESP	Kawasaki ZX-6R 636	34.079	17.203	29.013	24.424 +0.278	1'44.719 1'44.997	23	0.278
21	89 T. AKSU	AUS	Yamaha YZF-R7	34.153	17.194	28.839 +0.119	24.536	1'44.722 1'44.841	22	0.119
22	12 H. MAIER	BRA	Yamaha YZF-R7	34.190	17.381	28.802	24.381 +0.022	1'44.754 1'44.776	20	0.022
23	98 T. BENETTI	ITA	Aprilia RS 660 Factory	34.350	17.316	28.960	24.199	1'44.825 1'44.825	21	
24	39 J. RISUENO	ESP	Kawasaki ZX-6R 636	34.021 +0.231	17.293	29.058 +0.012	24.590 +0.046	1'44.962 1'45.251	25	0.289
25	66 P. TONN	GER	Kove 450RR	34.031	17.367	28.945	24.699 +0.037	1'45.042 1'45.079	24	0.037
26	21 T. SOVICKA	CZE	Yamaha YZF-R7	34.611 +0.194	17.258 +0.227	28.902 +0.096	24.280 +0.265	1'45.051 1'45.833	28	0.782
27	41 I. PERISTERAS	GRE	Aprilia RS 660 Factory	34.513	17.401	29.104	24.476	1'45.494 1'45.494	26	
28	77 J. OSUNA	ESP	Kawasaki ZX-6R 636	34.357 +0.099	17.437 +0.030	29.184	24.528	1'45.506 1'45.635	27	0.129
29	79 T. ALONSO	POR	Yamaha YZF-R7	34.688	17.446	29.080 +0.072	24.560	1'45.774 1'45.846	29	0.072
30	13 I. SCHUNSELAAR	NED	Yamaha YZF-R7	34.506 +0.282	17.466	29.152	24.849 +0.024	1'45.973 1'46.279	31	0.306
31	27 F. MULYA	INA	Yamaha YZF-R7	34.767	17.256 +0.644	29.760 +0.597	24.263	1'46.046 1'47.287	34	1.241
32	69 A. DI PERSIO	ITA	Yamaha YZF-R7	34.328	17.520 +0.098	29.385 +0.103	24.880 +0.032	1'46.113 1'46.346	32	0.233
33	33 G. SANCHEZ	ESP	Yamaha YZF-R7	35.045	17.561	29.200	24.366	1'46.172 1'46.172	30	
34	92 G. CAZARD	FRA	Yamaha YZF-R7	34.676	17.688 +0.012	29.587	24.808	1'46.759 1'46.771	33	0.012
Overall Ideal Time				33.276	16.874	28.382	23.763	1'42.295		

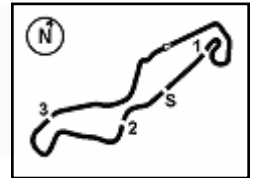
19/04/2026

These data/results cannot be reproduced, stored and/or transmitted in whole or in part by any manner of electronic, mechanical, photocopying, recording, broadcasting or otherwise now known or herein after developed without the previous express consent by the copyright owner, except for reproduction in daily press and regular printed publications on sale to the public within 60 days of the event related to those data/results and always provided that copyright symbol appears together as follows below.

© DORNA WSBK ORGANIZATION Srl 2026

FICR PERUGIA TIMING





Pirelli Dutch Round, 17-19 April 2026
Chronological Analysis Warm Up 2

1° 71 L. VENEMAN [1'42.963]							
Lap	Seg1	Seg2	Seg3	Seg4	Lap Time	km/h	Local Time
		17.324	29.056	24.377		213,4	9:37'06.439
1	33.533	17.030	28.567	24.216	1'43.346	216,0	9:38'49.785
2	33.615	17.072	28.506	24.120	1'43.313C	215,6	9:40'33.098
3	33.858	17.533	29.149	35.121	1'55.661CP	213,0	9:42'28.759
4	5'22.125	17.444	28.969	24.656	6'33.194P	221,8	9:49'01.953
5	33.276	17.076	28.382	24.229	1'42.963	220,4	9:50'44.916
6	34.589	17.422	29.595	24.457	1'46.063	216,9	9:52'30.979

2° 73 F. SEABRIGHT [1'43.153]							
Lap	Seg1	Seg2	Seg3	Seg4	Lap Time	km/h	Local Time
		17.355	29.383	24.541		227,4	9:36'51.614
1	34.337	17.325	28.678	24.313	1'44.653	226,4	9:38'36.267
2	33.612	17.044	28.522	23.975	1'43.153	224,1	9:40'19.420
3	34.344	17.197	29.460	33.793	1'54.794CP	225,9	9:42'14.214
4	5'35.004	17.791	29.898	25.002	6'47.695P	217,7	9:49'01.909
5	33.825	17.229	28.566	24.245	1'43.865	224,1	9:50'45.774
6	33.805	17.478	29.690	24.728	1'45.701	221,8	9:52'31.475

3° 6 J. BUIS [1'43.184]							
Lap	Seg1	Seg2	Seg3	Seg4	Lap Time	km/h	Local Time
		17.625	29.470	24.548		211,8	9:36'45.713
1	34.124	17.424	28.961	24.910	1'45.419	215,6	9:38'31.132
2	33.860	17.242	28.713	24.052	1'43.867	217,7	9:40'14.999
3	37.826	17.161	30.362	36.101	2'01.450CP	221,8	9:42'16.449
4	5'42.818	17.416	29.227	24.233	6'53.694P	215,6	9:49'10.143
5	33.772	17.116	28.713	24.038	1'43.639	214,7	9:50'53.782
6	33.632	17.145	28.644	23.763	1'43.184	216,4	9:52'36.966

4° 91 M. VANNUCCI [1'43.612]							
Lap	Seg1	Seg2	Seg3	Seg4	Lap Time	km/h	Local Time
		17.298	29.584	24.216		217,3	9:36'48.521
1	34.113	17.089	29.271	24.662	1'45.135	220,0	9:38'33.656
2	33.960	16.874	28.618	24.160	1'43.612	222,2	9:40'17.268
3	34.874	17.024	30.541	35.819	1'58.258CP	217,3	9:42'15.526
4	5'48.543	17.718	29.979	24.903	7'01.143P	213,9	9:49'16.669
5	34.469	17.409	29.571	24.438	1'45.887	213,9	9:51'02.556

5° 18 B. IERACI [1'43.653]							
Lap	Seg1	Seg2	Seg3	Seg4	Lap Time	km/h	Local Time
		17.366	29.230	24.969		220,0	9:36'50.942
1	33.902	17.107	28.827	24.541	1'44.377	221,3	9:38'35.319
2	33.780	17.155	28.637	24.081	1'43.653	217,7	9:40'18.972
3	36.220	18.069	34.517	39.823	2'08.629CP	220,4	9:42'27.601
4	5'34.894	17.578	29.377	24.841	6'46.690P	215,6	9:49'14.291
5	34.081	17.528	28.828	24.443	1'44.880	215,6	9:50'59.171
6	44.208	31.640	31.955			178,5	

6° 11 M. SORRENTI [1'43.757]							
Lap	Seg1	Seg2	Seg3	Seg4	Lap Time	km/h	Local Time
		17.682	29.295	24.761		218,2	9:36'50.338
1	34.141	17.465	29.010	24.656	1'45.272	212,6	9:38'35.610
2	33.805	17.190	28.554	24.208	1'43.757	216,4	9:40'19.367
3	34.641	17.256	30.786	36.271	1'58.954CP	218,2	9:42'18.321
4	5'36.088	17.364	28.649	24.545	6'46.646P	218,6	9:49'04.967
5	34.802	17.522	29.043	24.523	1'45.890	219,1	9:50'50.857
6	33.721	17.557	29.027	24.693	1'44.998	216,0	9:52'35.855

7° 55 H. DESSOV [1'43.825]							
Lap	Seg1	Seg2	Seg3	Seg4	Lap Time	km/h	Local Time
		17.430	29.240	24.157		223,1	9:36'48.572

1	34.420	17.138	28.932	24.256	1'44.746	224,5	9:38'33.318
2	34.000	17.072	28.538	24.215	1'43.825	221,8	9:40'17.143
3	35.332	17.204	30.589	35.358	1'58.483CP	227,4	9:42'15.626
4	5'38.395	17.249	28.938	24.380	6'48.962P	220,0	9:49'04.588
5	34.474	17.163	28.797	24.341	1'44.775	227,8	9:50'49.363
6	34.148	17.125	28.566	24.088	1'43.927	222,7	9:52'33.290

8° 38 D. SALVADOR [1'43.830]							
Lap	Seg1	Seg2	Seg3	Seg4	Lap Time	km/h	Local Time
		17.543	29.775	24.752		213,9	9:36'53.926
1	34.075	17.330	29.255	24.424	1'45.084	218,2	9:38'39.010
2	33.873	17.261	28.936	24.266	1'44.336	218,2	9:40'23.346
3	33.933	17.735	33.203	37.741	2'02.612CP	220,4	9:42'25.958
4	5'27.980	17.502	28.897	24.689	6'39.068P	221,3	9:49'05.026
5	34.360	17.225	28.811	24.313	1'44.709	217,3	9:50'49.735
6	33.909	17.172	28.562	24.187	1'43.830	218,2	9:52'33.565

9° 7 B. FERNANDEZ [1'43.913]							
Lap	Seg1	Seg2	Seg3	Seg4	Lap Time	km/h	Local Time
		17.119	29.117	24.365		225,9	9:36'45.838
1	34.141	17.543	29.097	24.776	1'45.557	214,7	9:38'31.395
2	33.754	17.194	28.705	24.260	1'43.913	225,9	9:40'15.308
3	39.211	17.900	30.099	38.025	2'05.235CP	221,3	9:42'20.543
4	5'46.576	17.687	29.441	24.553	6'58.257P	218,6	9:49'18.800
5	33.842	17.265	29.012	24.646	1'44.765	217,7	9:51'03.565

10° 34 X. ARTIGAS [1'44.106]							
Lap	Seg1	Seg2	Seg3	Seg4	Lap Time	km/h	Local Time
		17.290	29.082	24.362		215,6	9:37'06.849
1	33.829	17.212	29.042	24.649	1'44.732	216,0	9:38'51.581
2	36.597	17.326	28.943	24.460	1'47.326C	215,1	9:40'38.907
3	35.269	19.861	30.643	34.093	1'59.866CP	213,4	9:42'38.773
4	5'12.258	17.505	28.975	24.760	6'23.498P	223,6	9:49'02.271
5	33.856	17.135	28.671	24.444	1'44.106	219,5	9:50'46.377
6	34.097	17.566	29.036	24.420	1'45.119	217,7	9:52'31.496

11° 43 M. GAGGI [1'44.291]							
Lap	Seg1	Seg2	Seg3	Seg4	Lap Time	km/h	Local Time
		17.305	28.745	24.147		218,2	9:37'07.635
1	33.695	16.974	28.888	24.734	1'44.291	223,1	9:38'51.926
2	34.041	17.402	31.529	24.738	1'47.710C	213,0	9:40'39.636
3	38.178	21.414	31.630	36.743	2'07.965CP	192,2	9:42'47.601
4	7'40.921	18.582	31.345	27.553	8'58.401P	210,5	9:51'46.002

12° 50 C. THOMPSON [1'44.340]							
Lap	Seg1	Seg2	Seg3	Seg4	Lap Time	km/h	Local Time
		17.178	28.793	24.139		220,9	9:37'07.123
1	33.926	16.971	28.982	24.461	1'44.340	221,8	9:38'51.463
2	35.099	17.322	29.491	24.669	1'46.581C	216,0	9:40'38.044
3	34.501	20.949	30.414	36.297	2'02.161CP	215,1	9:42'40.205
4	7'45.113	17.982	29.955	24.916	8'57.966P	213,0	9:51'38.171

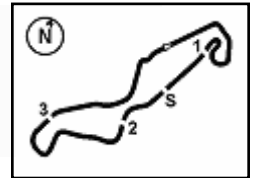
13° 23 E. BARTOLINI [1'44.414]							
Lap	Seg1	Seg2	Seg3	Seg4	Lap Time	km/h	Local Time
		17.247	28.955	24.327		214,3	9:37'07.037
1	33.907	17.228	28.952	24.327	1'44.414	216,0	9:38'51.451
2	36.942	17.247	28.915	24.643	1'47.747C	216,0	9:40'39.198
3							

14° 40 J. CORREA [1'44.426]							
Lap	Seg1	Seg2	Seg3	Seg4	Lap Time	km/h	Local Time
		17.557	29.299	24.629		221,3	9:36'48.043

19/04/2026 P = Pits In/Out - C = Lap Time Cancelled

These data/results cannot be reproduced, stored and/or transmitted in whole or in part by any manner of electronic, mechanical, photocopying, recording, broadcasting or otherwise now known or herein after developed without the previous express consent by the copyright owner, except for reproduction in daily press and regular printed publications on sale to the public within 60 days of the event related to those data/results and always provided that copyright symbol appears together as follows below.

© DORNA WSBK ORGANIZATION Srl 2026



TT Circuit Assen 4.542 m

2 / 3

Pirelli Dutch Round, 17-19 April 2026
Chronological Analysis Warm Up 2

1	34.855	17.413	28.958	24.597	1'45.823	218,6	9:38'33.866	4	5'30.617	17.626	29.282	25.046	6'42.571P	220,9	9:49'11.797
2	33.939	17.280	28.832	24.375	1'44.426	220,0	9:40'18.292	5	34.259	17.460	29.042	24.701	1'45.462	217,3	9:50'57.259
3	34.675	17.308	30.446	35.278	1'57.707CP	221,0	9:42'15.999	6	34.368	17.446	29.599	24.567	1'45.980	216,0	9:52'43.239
4	5'34.670	17.673	29.028	25.114	6'46.485P	216,9	9:49'02.484								
5	33.910	17.588	28.868	24.392	1'44.758	222,2	9:50'47.242								
6	33.929	17.411	28.694	24.393	1'44.427	217,7	9:52'31.669								

15° 26 M. GENNAI [1'44.506]							
Lap	Seg1	Seg2	Seg3	Seg4	Lap Time	km/h	Local Time
		17.528	29.727	24.429		216,0	9:36'52.671
1	34.406	17.692	29.266	24.794	1'46.158	218,6	9:38'38.829
2	34.198	17.306	28.974	24.620	1'45.098	220,0	9:40'23.927
3	34.036	17.678	32.274	35.735	1'59.723CP	215,6	9:42'23.650
4	5'26.951	17.903	29.731	24.720	6'39.305P	215,6	9:49'02.955
5	33.968	17.256	28.757	24.525	1'44.506	221,3	9:50'47.461
6	33.953	17.320	28.657	24.582	1'44.512	218,6	9:52'31.973

16° 93 A. AGASKA [1'44.655]							
Lap	Seg1	Seg2	Seg3	Seg4	Lap Time	km/h	Local Time
		17.490	29.542	24.660		225,0	9:36'52.162
1	34.801	18.088	29.376	24.477	1'46.742	220,0	9:38'38.904
2	34.457	17.431	28.942	24.650	1'45.480	222,7	9:40'24.384
3	34.573	17.998	31.323	38.012	2'01.906CP	227,8	9:42'26.290
4	5'25.443	17.990	29.509	24.842	6'37.784P	220,9	9:49'04.074
5	34.679	17.603	28.960	24.378	1'45.620	217,7	9:50'49.694
6	34.216	17.208	28.867	24.364	1'44.655	224,1	9:52'34.349

17° 65 F. FLEERACKERS [1'44.658]							
Lap	Seg1	Seg2	Seg3	Seg4	Lap Time	km/h	Local Time
		17.336	29.246	24.647		217,3	9:36'46.008
1	34.297	17.320	28.832	24.281	1'44.730	221,3	9:38'30.738
2	33.915	17.241	28.949	24.553	1'44.658	216,9	9:40'15.396
3	35.858	17.393	30.764	35.298	1'59.313CP	217,3	9:42'14.709
4	5'37.450	17.369	28.971	24.134	6'47.924P	225,5	9:49'02.633
5	33.976	17.246	30.311	24.392	1'45.925	226,4	9:50'48.558
6	34.104	17.293	29.098	24.228	1'44.723	219,1	9:52'33.281

18° 68 K. BEEKMANS [1'44.668]							
Lap	Seg1	Seg2	Seg3	Seg4	Lap Time	km/h	Local Time
		17.570	29.365	24.516		218,6	9:36'53.125
1	34.189	17.607	29.196	24.484	1'45.476	224,5	9:38'38.601
2	33.964	17.292	29.038	24.374	1'44.668	219,5	9:40'23.269
3	33.848	17.506	31.077	36.381	1'58.812CP	218,6	9:42'22.081
4	5'23.957	18.288	31.049	24.987	6'38.281P	213,0	9:49'00.362
5	34.256	17.588	28.687	24.336	1'44.867	213,0	9:50'45.229
6	34.520	17.376	29.684	24.551	1'46.131	222,2	9:52'31.360

19° 16 A. FUERTES [1'44.767]							
Lap	Seg1	Seg2	Seg3	Seg4	Lap Time	km/h	Local Time
		17.695	29.685	24.367		218,2	9:36'48.185
1	34.110	17.284	29.092	25.114	1'45.600	218,6	9:38'33.785
2	34.238	17.204	28.818	24.507	1'44.767	220,9	9:40'18.552
3	34.839	17.355	30.535	35.143	1'57.872CP	219,1	9:42'16.424
4	5'59.715	17.559	30.580	25.709	7'13.563P	214,7	9:49'29.987
5	34.243	17.435	29.063	24.435	1'45.176	212,2	9:51'15.163

20° 12 H. MAIER [1'44.776]							
Lap	Seg1	Seg2	Seg3	Seg4	Lap Time	km/h	Local Time
		17.905	29.763	24.620		215,6	9:36'54.142
1	34.364	17.510	29.164	24.381	1'45.419	218,6	9:38'39.561
2	34.190	17.381	28.802	24.403	1'44.776	220,4	9:40'24.337
3	34.886	18.555	32.609	38.839	2'04.889CP	221,3	9:42'29.226

21° 98 T. BENETTI [1'44.825]							
Lap	Seg1	Seg2	Seg3	Seg4	Lap Time	km/h	Local Time
		18.145	29.921	25.197		215,1	9:37'00.826
1	35.937	18.131	30.345	24.974	1'49.387	214,7	9:38'50.213
2	39.213	17.506	29.188	24.505	1'50.412C	215,6	9:40'40.625
3	35.097	18.724	30.363	36.363	2'00.547CP	214,3	9:42'41.172
4	5'12.619	17.490	29.293	24.747	6'24.149P	216,4	9:49'05.321
5	34.631	17.598	29.160	24.505	1'45.894	221,3	9:50'51.215
6	34.350	17.316	28.960	24.199	1'44.825	217,3	9:52'36.040

22° 89 T. AKSU [1'44.841]							
Lap	Seg1	Seg2	Seg3	Seg4	Lap Time	km/h	Local Time
		17.701	29.499	24.598		216,0	9:36'46.874
1	34.386	17.331	28.839	24.556	1'45.112	219,5	9:38'31.986
2	34.153	17.194	28.958	24.536	1'44.841	219,5	9:40'16.827
3	36.856	17.899	31.659	36.896	2'03.310CP	207,3	9:42'20.137
4	5'30.765	18.314	29.827	25.227	6'44.133P	213,4	9:49'04.270
5	35.196	17.490	29.053	25.044	1'46.783	221,8	9:50'51.053
6	38.815	18.154	34.990	25.655	1'57.614	210,9	9:52'48.667

23° 47 A. TORRES [1'44.997]							
Lap	Seg1	Seg2	Seg3	Seg4	Lap Time	km/h	Local Time
		17.333	29.436	24.424		221,3	9:36'46.632
1	34.446	17.261	29.024	24.515	1'45.246	218,2	9:38'31.878
2	34.079	17.203	29.013	24.702	1'44.997	217,7	9:40'16.875
3	35.444	17.192	30.114	34.006	1'56.756CP	222,2	9:42'13.631
4	6'02.057	17.671	33.896	24.844	7'18.468P	215,1	9:49'32.099
5	34.307	17.260	29.163	24.737	1'45.467	215,6	9:51'17.566

24° 66 P. TONN [1'45.079]							
Lap	Seg1	Seg2	Seg3	Seg4	Lap Time	km/h	Local Time
		17.803	29.638	25.082		218,2	9:36'50.779
1	34.342	17.398	29.076	24.699	1'45.515	222,2	9:38'36.294
2	34.031	17.367	28.945	24.736	1'45.079	221,8	9:40'21.373
3	34.309	17.871	31.526	37.205	2'00.911CP	222,7	9:42'22.284
4	5'46.745	17.875	33.860	25.581	7'04.061P	215,6	9:49'26.345
5	34.610	17.619	29.577	25.354	1'47.160	213,0	9:51'13.505

25° 39 J. RISUENO [1'45.251]							
Lap	Seg1	Seg2	Seg3	Seg4	Lap Time	km/h	Local Time
		17.564	29.401	24.707		218,2	9:36'47.495
1	34.452	17.582	29.082	24.590	1'45.706	216,0	9:38'33.201
2	34.252	17.293	29.070	24.636	1'45.251	218,6	9:40'18.452
3	36.031	17.483	30.472	37.288	2'01.274CP	220,0	9:42'19.726
4	5'39.932	17.674	29.303	24.981	6'51.890P	215,6	9:49'11.616
5	34.175	17.621	29.058	24.867	1'45.721	213,0	9:50'57.337
6	34.021	17.722	29.402	24.894	1'46.039	213,0	9:52'43.376

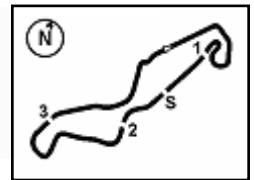
26° 41 I. PERISTERAS [1'45.494]								
Lap	Seg1	Seg2	Seg3	Seg4	Lap Time	km/h	Local Time	
		17.907	29.367	24.817		219,5	9:36'55.243	
1	34.513	17.401	29.104	24.476	1'45.494	220,9	9:38'40.737	
2	34.915	17.509	29.115	24.827	1'46.366C	220,0	9:40'27.103	
3								
		17.955	29.460	25.196		217,3	9:36'55.166	

27° 77 J. OSUNA [1'45.635]							
Lap	Seg1	Seg2	Seg3	Seg4	Lap Time	km/h	Local Time
		17.955	29.460	25.196		217,3	9:36'55.166

19/04/2026 P = Pits In/Out - C = Lap Time Cancelled

These data/results cannot be reproduced, stored and/or transmitted in whole or in part by any manner of electronic, mechanical, photocopying, recording, broadcasting or otherwise now known or herein after developed without the previous express consent by the copyright owner, except for reproduction in daily press and regular printed publications on sale to the public within 60 days of the event related to those data/results and always provided that copyright symbol appears together as follows below.

© DORNA WSBK ORGANIZATION Srl 2026



TT Circuit Assen 4.542 m

3 / 3

Pirelli Dutch Round, 17-19 April 2026
Chronological Analysis Warm Up 2

1	34.889	17.554	29.512	24.575	1'46.530	218,6	9:38'41.696
2	34.162	17.295	29.007	24.570	1'45.034C	218,6	9:40'26.730
3	34.357	17.553	30.228	38.649	2'00.787CP	214,3	9:42'27.517
4	5'49.349	17.437	30.669	25.665	7'03.120P	216,0	9:49'30.637
5	34.456	17.467	29.184	24.528	1'45.635	214,7	9:51'16.272

28° 21 T. SOVICKA [1'45.833]							
Lap	Seg.1	Seg.2	Seg.3	Seg.4	Lap Time	km/h	Local Time
		17.616	29.220	25.296		220,9	9:36'51.091
1	34.611	27.359	39.187	38.269	2'19.426P	202,2	9:39'10.517
2	8'34.511	18.445	31.399	25.314	9'49.669P	205,3	9:49'00.186
3	34.805	17.485	28.998	24.545	1'45.833	217,7	9:50'46.019
4	35.807	17.258	28.902	24.280	1'46.247	219,1	9:52'32.266

29° 79 T. ALONSO [1'45.846]							
Lap	Seg.1	Seg.2	Seg.3	Seg.4	Lap Time	km/h	Local Time
		17.556	29.333	24.744		216,0	9:36'47.605
1	47.769	20.698	35.661	37.624	2'21.752P	175,0	9:39'09.357
2	8'42.019	17.997	30.119	25.073	9'55.208P	220,0	9:49'04.565
3	35.044	17.565	29.080	24.871	1'46.560	220,0	9:50'51.125
4	34.688	17.446	29.152	24.560	1'45.846	217,7	9:52'36.971

30° 33 G. SANCHEZ [1'46.172]							
Lap	Seg.1	Seg.2	Seg.3	Seg.4	Lap Time	km/h	Local Time
		18.017	29.577	25.087		221,8	9:36'54.851
1	35.045	17.561	29.200	24.366	1'46.172	225,9	9:38'41.023
2	34.392	17.525	29.127	24.553	1'45.597C	216,9	9:40'26.620
3	41.218	27.121	45.171	43.402	2'36.912CP	137,4	9:43'03.532

31° 13 I. SCHUNSELAAR [1'46.279]							
Lap	Seg.1	Seg.2	Seg.3	Seg.4	Lap Time	km/h	Local Time
		17.904	29.858	25.094		219,1	9:36'51.320
1	34.788	17.466	29.152	24.873	1'46.279	225,0	9:38'37.599
2	34.506	17.743	29.367	24.849	1'46.465	216,0	9:40'24.064
3	34.665	17.965	31.759	37.975	2'02.364CP	220,4	9:42'26.428
4	5'40.046	18.142	29.953	25.044	6'53.185P	212,2	9:49'19.613
5	34.721	17.892	29.766	24.982	1'47.361	215,1	9:51'06.974

32° 69 A. DI PERSIO [1'46.346]							
Lap	Seg.1	Seg.2	Seg.3	Seg.4	Lap Time	km/h	Local Time
		17.685	29.817	25.443		221,8	9:36'50.890
1	34.574	17.520	29.486	25.072	1'46.652	220,9	9:38'37.542
2	34.328	17.618	29.488	24.912	1'46.346	214,7	9:40'23.888
3	34.434	17.898	31.858	36.430	2'00.620CP	219,1	9:42'24.508
4	5'43.296	17.785	29.385	24.880	6'55.346P	216,0	9:49'19.854
5	34.703	17.664	30.245	26.362	1'48.974	217,3	9:51'08.828

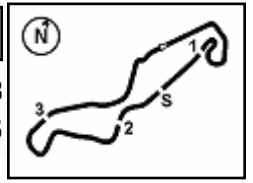
33° 92 G. CAZARD [1'46.771]							
Lap	Seg.1	Seg.2	Seg.3	Seg.4	Lap Time	km/h	Local Time
		17.722	30.686	25.066		223,6	9:36'54.661
1	34.742	17.880	29.695	24.979	1'47.296	218,2	9:38'41.957
2	34.543	17.754	29.687	24.891	1'46.875C	219,1	9:40'28.832
3	39.520	21.115	31.010	35.835	2'07.480CP	187,8	9:42'36.312
4	5'40.219	17.688	30.393	25.611	6'53.911P	220,0	9:49'30.223
5	34.676	17.700	29.587	24.808	1'46.771	216,4	9:51'16.994

34° 27 F. MULYA [1'47.287]							
Lap	Seg.1	Seg.2	Seg.3	Seg.4	Lap Time	km/h	Local Time
		17.256	29.760	24.778		224,5	9:36'51.952
1	34.767	17.900	30.357	24.263	1'47.287	224,5	9:38'39.239
2							

19/04/2026 P = Pits In/Out - C = Lap Time Cancelled

These data/results cannot be reproduced, stored and/or transmitted in whole or in part by any manner of electronic, mechanical, photocopying, recording, broadcasting or otherwise now known or herein after developed without the previous express consent by the copyright owner, except for reproduction in daily press and regular printed publications on sale to the public within 60 days of the event related to those data/results and always provided that copyright symbol appears together as follows below.

© DORNA WSBK ORGANIZATION Srl 2026



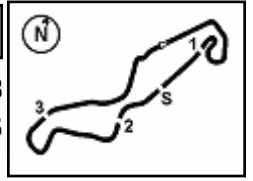
Pirelli Dutch Round, 17-19 April 2026
Best Laps & Speeds

No.	Rider Bike	Nat	Best Lap		FP		SP		WUP1		RC1	
			LL	SPD	LL	SPD	LL	SPD	LL	SPD	LL	SPD
1	71 L. VENEMAN Kawasaki ZX-6R 636	NED	1'42.499	24 228,8	1'42.792	9 222,2	1'42.499	10 228,8	1'42.759	5 220,9	222,2	
2	6 J. BUIS Suzuki GSX-8R	NED	1'42.505	40 225,9	1'43.127	14 218,2	1'42.505	9 223,6	1'42.826	5 217,3	1'42.826	12 225,9
3	65 F. FLEERACKERS Suzuki GSX-8R	BEL	1'42.575	42 226,9	1'43.413	13 225,9	1'42.862	12 225,0	1'43.370	5 226,9	1'42.575	12 221,3
4	50 C. THOMPSON Yamaha YZF-R7	AUS	1'42.706	39 225,9	1'43.898	11 221,8	1'43.128	11 223,6	1'42.859	5 222,7	1'42.706	12 225,9
5	34 X. ARTIGAS Kawasaki ZX-6R 636	ESP	1'42.716	39 223,6	1'43.513	11 222,7	1'42.716	11 220,4	1'43.157	5 220,4	1'42.800	12 223,6
6	91 M. VANNUCCI Aprilia RS 660 Factory	ITA	1'42.761	38 225,0	1'43.700	10 216,4	1'42.994	11 215,1	1'43.241	5 220,9	1'42.761	12 225,0
7	68 K. BEEKMANS Suzuki GSX-8R	NED	1'42.765	38 225,0	1'43.843	10 221,8	1'42.765	11 225,0	1'43.081	5 219,5	1'42.970	12 220,0
8	38 D. SALVADOR Kawasaki ZX-6R 636	ESP	1'42.836	40 225,0	1'43.907	12 221,8	1'42.853	11 225,0	1'43.448	5 216,4	1'42.836	12 220,4
9	73 F. SEABRIGHT Triumph Daytona 660	GBR	1'42.842	29 228,3	1'43.931	14 224,1	1'42.938	10 227,8	1'42.842	5 228,3	218,2	
10	43 M. GAGGI Yamaha YZF-R7	ITA	1'42.889	39 226,4	1'43.963	11 223,6	1'42.970	11 226,4	1'42.889	5 221,8	1'43.256	12 221,8
11	18 B. IERACI Triumph Daytona 660	ITA	1'42.942	41 221,3	1'43.731	14 217,7	1'43.478	10 221,3	1'43.150	5 218,6	1'42.942	12 220,0
12	23 E. BARTOLINI Triumph Daytona 660	ITA	1'42.955	42 221,8	1'43.856	13 216,4	1'43.835	12 220,9	1'43.997	5 216,9	1'42.955	12 221,8
13	47 A. TORRES Kawasaki ZX-6R 636	ESP	1'43.089	41 225,5	1'44.817	13 223,1	1'43.089	11 224,1	1'44.230	5 217,3	1'43.287	12 225,5
14	7 B. FERNANDEZ Kove 450RR	ESP	1'43.344	41 227,4	1'43.344	14 223,1	1'43.621	12 227,4	1'44.561	3 216,0	1'43.464	12 224,5
15	27 F. MULYA Yamaha YZF-R7	INA	1'43.396	28 226,4	1'44.621	11 226,4	1'43.396	3 225,0	1'43.980	5 225,0	1'43.708	9 224,5
16	11 M. SORRENTI Aprilia RS 660 Factory	ITA	1'43.504	28 220,4	1'45.201	12 217,3	1'43.504	11 215,1	1'43.859	5 215,1	220,4	
17	77 J. OSUNA Kawasaki ZX-6R 636	ESP	1'43.682	40 225,0	1'44.672	11 217,3	1'44.120	12 225,0	1'43.966	5 225,0	1'43.682	12 221,8
18	55 H. DESSOY Triumph Daytona 660	GBR	1'43.836	25 228,8	1'44.470	11 222,2	1'43.836	9 228,8	1'43.878	5 228,3	222,7	
19	41 I. PERISTERAS Aprilia RS 660 Factory	GRE	1'43.854	38 223,1	1'47.210	10 215,1	1'44.365	11 223,1	1'44.186	5 221,3	1'43.854	12 222,2
20	98 T. BENETTI Aprilia RS 660 Factory	ITA	1'43.881	41 221,8	1'45.073	13 221,3	1'44.918	11 221,8	1'43.881	5 216,4	1'43.941	12 216,4
21	16 A. FUERTES Kawasaki ZX-6R 636	ESP	1'43.956	39 225,0	1'44.767	12 219,5	1'44.169	10 225,0	1'43.956	5 220,9	1'45.539	12 216,9
22	40 J. CORREA Kawasaki ZX-6R 636	USA	1'44.131	42 225,0	1'44.620	13 222,2	1'44.462	12 225,0	1'44.131	5 218,6	1'44.831	12 222,7
23	26 M. GENNAI Yamaha YZF-R7	ITA	1'44.143	38 218,6	1'44.917	10 215,1	1'44.514	11 218,6	1'44.885	5 212,6	1'44.143	12 215,1
24	69 A. DI PERSIO Yamaha YZF-R7	ITA	1'44.166	36 225,5	1'45.254	11 223,6	1'44.166	9 223,1	1'45.382	4 223,6	1'44.521	12 225,5
25	39 J. RISUENO Kawasaki ZX-6R 636	ESP	1'44.188	39 221,8	1'44.499	12 220,9	1'44.188	10 221,8	1'44.248	5 216,4	1'44.778	12 220,0

19/04/2026

These data/results cannot be reproduced, stored and/or transmitted in whole or in part by any manner of electronic, mechanical, photocopying, recording, broadcasting or otherwise now known or herein after developed without the previous express consent by the copyright owner, except for reproduction in daily press and regular printed publications on sale to the public within 60 days of the event related to those data/results and always provided that copyright symbol appears together as follows below.

© DORNA WSBK ORGANIZATION Srl 2026



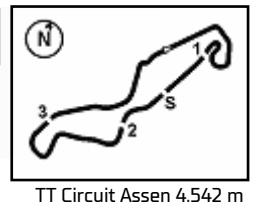
Pirelli Dutch Round, 17-19 April 2026
Best Laps & Speeds

No.	Rider Bike	Nat	Best Lap		FP		SP		WUP1		RC1							
			LL	SPD	LL	SPD	LL	SPD	LL	SPD	LL	SPD						LL
26	66 P. TONN Kove 450RR	GER	1'44.301 39	223,1	1'46.157 10	217,7	1'44.496 12	223,1	1'45.619 5	213,0	1'44.301 12	222,7						
27	33 G. SANCHEZ Yamaha YZF-R7	ESP	1'44.340 40	225,0	1'45.482 12	222,2	1'44.340 11	224,5	1'45.431 5	216,9	1'44.474 12	225,0						
28	12 H. MAIER Yamaha YZF-R7	BRA	1'44.498 35	221,3	1'44.610 11	221,3	1'45.298 7	220,0	1'44.498 5	220,0	1'44.794 12	219,1						
29	93 A. AGASKA Yamaha YZF-R7	INA	1'44.520 36	225,0	1'46.265 11	223,6	1'46.181 9	225,0	1'48.201 4	218,6	1'44.520 12	220,4						
30	21 T. SOVICKA Yamaha YZF-R7	CZE	1'44.568 37	224,1	1'45.264 12	222,7	1'44.628 11	223,1	1'45.029 5	224,1	1'44.568 9	222,2						
31	89 T. AKSU Yamaha YZF-R7	AUS	1'44.569 39	223,6	1'45.870 11	219,1	1'44.569 11	223,6	1'45.433 5	220,0	1'44.614 12	214,7						
32	92 G. CAZARD Yamaha YZF-R7	FRA	1'44.741 41	221,8	1'45.635 13	219,1	1'44.817 11	220,9	1'45.493 5	219,1	1'44.741 12	221,8						
33	13 I. SCHUNSELAAR Yamaha YZF-R7	NED	1'44.816 43	222,7	1'46.307 13	218,6	1'45.409 13	222,7	1'45.530 5	222,7	1'44.816 12	217,3						
34	79 T. ALONSO Yamaha YZF-R7	POR	1'44.913 34	219,5	1'46.289 10	213,4	1'45.253 12	219,5	1'45.326 5	218,6	1'44.913 7	219,1						

19/04/2026

These data/results cannot be reproduced, stored and/or transmitted in whole or in part by any manner of electronic, mechanical, photocopying, recording, broadcasting or otherwise now known or herein after developed without the previous express consent by the copyright owner, except for reproduction in daily press and regular printed publications on sale to the public within 60 days of the event related to those data/results and always provided that copyright symbol appears together as follows below.

© DORNA WSBK ORGANIZATION Srl 2026

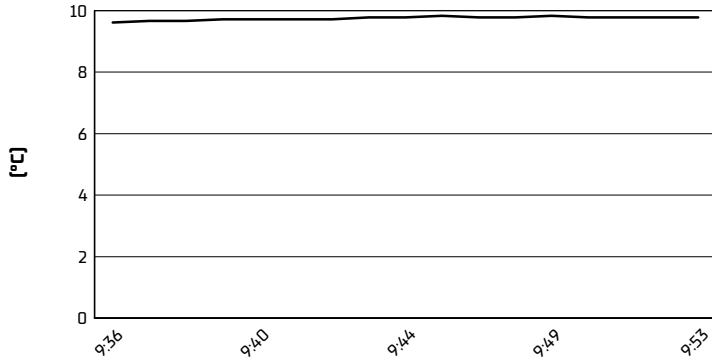


Pirelli Dutch Round, 17-19 April 2026

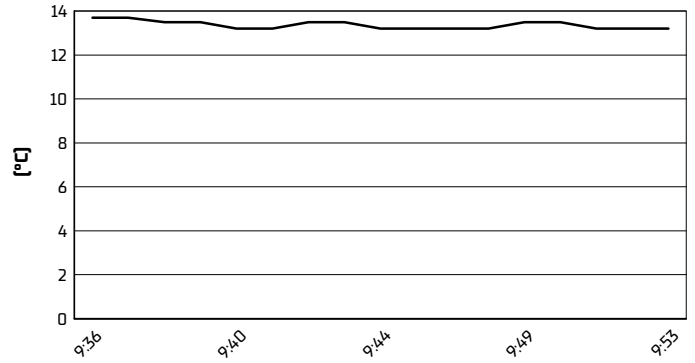
Weather Report Warm Up 2

Session started 09:35 - Session ended 9:53


Air Temperature



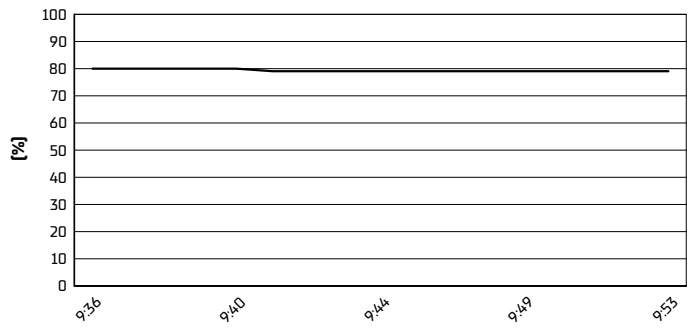
Track Temperature



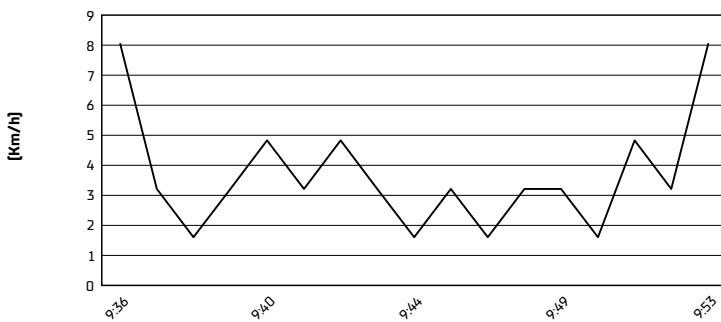
Air Pressure



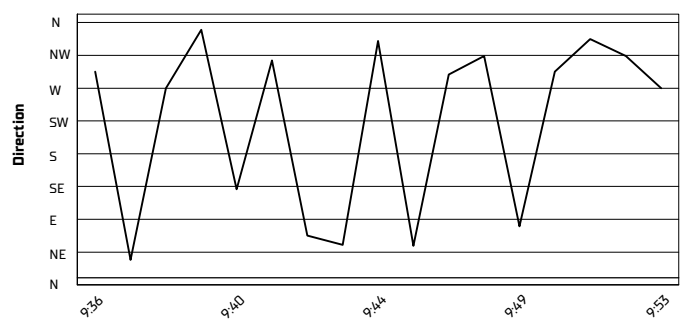
Humidity



Wind Speed



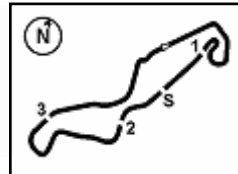
Wind Direction



19/04/2026

These data/results cannot be reproduced, stored and/or transmitted in whole or in part by any manner of electronic, mechanical, photocopying, recording, broadcasting or otherwise now known or herein after developed without the previous express consent by the copyright owner, except for reproduction in daily press and regular printed publications on sale to the public within 60 days of the event related to those data/results and always provided that copyright symbol appears together as follows below.

© DORNA WSBK ORGANIZATION Srl 2026



TT Circuit Assen 4.542 m

Pirelli Dutch Round, 17-19 April 2026

Starting Grid - Race 2 [12 Laps x 4,542 km = 54,504 km]

1	1	65 FLEERACKERS F. Suzuki 1'42.575	2	50 THOMPSON C. Yamaha 1'42.706	3	91 VANNUCCI M. Aprilia 1'42.761
2	4	34 ARTIGAS X. Kawasaki 1'42.800	5	6 BUIS J. Suzuki 1'42.826	6	38 SALVADOR D. Kawasaki 1'42.836
3	7	18 IERACI B. Triumph 1'42.942	8	23 BARTOLINI E. Triumph 1'42.955	9	68 BEEKMANS K. Suzuki 1'42.970
4	10	71 VENEMAN L. Kawasaki 1'42.499	11	73 SEABRIGHT F. Triumph 1'42.938	12	43 GAGGI M. Yamaha 1'42.970
5	13	47 TORRES A. Kawasaki 1'43.089	14	27 MULYA F. Yamaha 1'43.396	15	11 SORRENTI M. Aprilia 1'43.504
6	16	7 FERNANDEZ B. Kove 1'43.621	17	55 DESSOY H. Triumph 1'43.836	18	77 OSUNA J. Kawasaki 1'44.120
7	19	69 DI PERSIO A. Yamaha 1'44.166	20	16 FUERTES A. Kawasaki 1'44.169	21	39 RISUENO J. Kawasaki 1'44.188
8	22	33 SANCHEZ G. Yamaha 1'44.340	23	41 PERISTERAS I. Aprilia 1'44.365	24	40 CORREA J. Kawasaki 1'44.462
9	25	66 TONN P. Kove 1'44.496	26	26 GENNAI M. Yamaha 1'44.514	27	89 AKSU T. Yamaha 1'44.569
10	28	21 SOVICKA T. Yamaha 1'44.628	29	92 CAZARD G. Yamaha 1'44.817	30	98 BENETTI T. Aprilia 1'44.918
11	31	79 ALONSO T. Yamaha 1'45.253	32	12 MAIER H. Yamaha 1'45.298	33	13 SCHUNSELAAR I. Yamaha 1'45.409
12	34	93 AGASKA A. Yamaha 1'46.181				

N.73 [Seabright F.] has been penalized with a 2X Long Lap Penalty - Irresponsible riding during Race 1 causing a crash
 N.73 [Seabright F.] has been penalized with a Long Lap Penalty - Irresponsible riding during Warm Up 2 causing a crash
 N.41 [Peristeras I.] has been penalized with a Long Lap Penalty - Overtake and crash under yellow flag during Warm Up 2
 N.77 [Osuna J.] has been penalized with a Long Lap Penalty - Overtake under yellow during Warm Up 2

 19/04/2026 The Race Director: **Stefano Carloia**

* = Penalized

These data/results cannot be reproduced, stored and/or transmitted in whole or in part by any manner of electronic, mechanical, photocopying, recording, broadcasting or otherwise now known or herein after developed without the previous express consent by the copyright owner, except for reproduction in daily press and regular printed publications on sale to the public within 60 days of the event related to those data/results and always provided that copyright symbol appears together as follows below. © DORNA WSBK ORGANIZATION Srl 2026