

Pirelli Dutch Round, 17-19 April 2026
Chronological Analysis Race 1

Start at 14:00'30.575

1 / 6

1° 5 J. MASIA [1'37.151]								4° 53 V. DEBISE [1'37.450]							
Lap	Seg1	Seg2	Seg3	Seg4	Lap Time	km/h	Local Time	Lap	Seg1	Seg2	Seg3	Seg4	Lap Time	km/h	Local Time
1		15.747	27.805	22.392	1'43.626	256,5	14:02'14.201	1		15.898	27.165	22.717	1'42.515	248,3	14:02'13.090
2	32.202	15.576	27.502	22.316	1'37.596	257,8	14:03'51.797	2	31.867	16.064	27.239	22.665	1'37.835	248,8	14:03'50.925
3	32.092	15.599	27.586	22.507	1'37.784	255,9	14:05'29.581	3	31.759	15.852	27.406	22.433	1'37.450	243,8	14:05'28.375
4	31.923	15.871	27.384	22.503	1'37.681C	259,0	14:07'07.262	4	31.873	15.806	27.412	22.509	1'37.600	246,6	14:07'05.975
5	32.079	15.505	27.367	22.200	1'37.151	259,0	14:08'44.413	5	31.999	15.843	27.334	22.847	1'38.023	244,9	14:08'43.998
6	32.406	15.649	27.484	22.501	1'38.040C	254,1	14:10'22.453	6	31.900	15.753	27.507	22.764	1'37.924C	247,1	14:10'21.922
7	32.266	15.762	27.682	23.268	1'38.978	256,5	14:12'01.431	7	32.052	15.998	27.646	22.641	1'38.337	248,8	14:12'00.259
8	32.785	15.615	27.357	22.138	1'37.895	254,1	14:13'39.326	8	31.980	15.816	27.442	22.554	1'37.792	247,1	14:13'38.051
9	31.876	15.627	27.370	22.315	1'37.188	259,6	14:15'16.514	9	31.954	15.813	27.448	22.615	1'37.830	247,1	14:15'15.881
10	32.329	15.537	27.434	22.450	1'37.750	259,0	14:16'54.264	10	31.985	15.765	27.624	23.305	1'38.679	247,1	14:16'54.560
11	32.353	15.588	27.342	22.330	1'37.613	259,6	14:18'31.877	11	31.973	15.789	27.294	22.403	1'37.459	254,1	14:18'32.019
12	31.843	15.710	27.403	22.425	1'37.381	254,7	14:20'09.258	12	32.055	15.798	27.308	22.541	1'37.702	251,7	14:20'09.721
13	32.177	15.726	27.588	22.363	1'37.854	251,7	14:21'47.112	13	32.155	15.621	27.680	22.746	1'38.202	255,9	14:21'47.923
14	32.008	15.935	27.616	22.705	1'38.264	250,6	14:23'25.376	14	31.991	15.597	27.584	22.691	1'37.863	254,1	14:23'25.786
15	32.014	15.868	27.588	22.498	1'37.968	252,9	14:25'03.344	15	31.945	15.736	27.447	22.651	1'37.779	249,4	14:25'03.565
16	32.056	15.760	27.638	22.645	1'38.099	250,6	14:26'41.443	16	32.086	15.695	27.515	22.500	1'37.796	251,2	14:26'41.361
17	32.341	16.022	27.650	22.967	1'38.980	251,7	14:28'20.423	17	32.537	15.790	27.605	23.286	1'39.218	253,5	14:28'20.579
18	32.988	15.755	27.547	22.532	1'38.822	257,1	14:29'59.245	18	32.654	15.936	27.816	22.758	1'39.164	254,7	14:29'59.743
Race Time 29'28.670								Race Time 29'29.168 + 0.052Pen							

2° 75 A. ARENAS [1'37.085]								5° 94 L. MAHIAS [1'37.396]							
Lap	Seg1	Seg2	Seg3	Seg4	Lap Time	km/h	Local Time	Lap	Seg1	Seg2	Seg3	Seg4	Lap Time	km/h	Local Time
1		16.709	27.629	22.582	1'43.559	246,6	14:02'14.134	1		16.081	27.298	23.096	1'42.464	242,2	14:02'13.039
2	32.072	15.693	27.638	22.474	1'37.877	253,5	14:03'52.011	2	32.213	15.943	27.290	22.623	1'38.069	249,4	14:03'51.108
3	32.003	15.644	27.348	22.486	1'37.481	251,7	14:05'29.492	3	31.962	15.913	27.405	22.301	1'37.581	249,4	14:05'28.689
4	31.884	15.797	27.249	22.611	1'37.541	252,3	14:07'07.033	4	32.011	15.755	27.237	22.636	1'37.639	247,1	14:07'06.328
5	31.969	15.685	27.334	22.754	1'37.742	250,0	14:08'44.775	5	32.088	15.732	27.288	22.670	1'37.778	249,4	14:08'44.106
6	32.412	15.804	27.629	22.446	1'38.291C	259,0	14:10'23.066	6	32.963	15.822	27.664	22.608	1'39.057C	255,9	14:10'23.163
7	32.149	15.703	27.604	22.770	1'38.226	255,9	14:12'01.292	7	32.313	15.623	27.574	22.821	1'38.331C		14:12'01.494
8	31.818	15.734	27.181	22.352	1'37.085	248,8	14:13'38.377	8	32.641	15.829	27.696	22.427	1'38.593	249,4	14:13'40.087
9	32.061	15.748	27.407	22.576	1'37.792	251,7	14:15'16.169	9	31.998	15.745	27.281	22.372	1'37.396	250,6	14:15'17.483
10	32.122	15.688	27.405	22.456	1'37.671	251,7	14:16'53.840	10	31.892	15.681	27.399	22.499	1'37.471	251,2	14:16'54.954
11	31.930	15.770	27.344	22.551	1'37.595	250,0	14:18'31.435	11	32.032	15.725	27.428	22.409	1'37.594	252,9	14:18'32.548
12	31.911	15.839	27.424	22.668	1'37.842	250,6	14:20'09.277	12	32.202	15.711	27.413	22.495	1'37.821	252,3	14:20'10.369
13	32.008	15.862	27.682	22.411	1'37.963	250,0	14:21'47.240	13	31.969	15.615	27.532	22.516	1'37.632	252,3	14:21'48.001
14	32.095	15.835	27.679	23.387	1'38.996C	251,7	14:23'26.236	14	32.220	15.709	27.542	22.549	1'38.020	252,9	14:23'26.021
15	32.313	15.833	27.406	22.523	1'38.075	250,6	14:25'04.311	15	31.976	15.688	27.357	22.659	1'37.680	250,6	14:25'03.701
16	32.058	15.747	27.434	22.458	1'37.697	251,7	14:26'42.008	16	32.130	15.705	27.427	22.612	1'37.874	252,3	14:26'41.575
17	32.339	15.897	27.551	22.730	1'38.517	255,9	14:28'20.525	17	32.674	15.755	27.568	22.843	1'38.840	251,2	14:28'20.415
18	32.355	15.917	27.590	22.938	1'38.800	244,9	14:29'59.325	18	32.699	15.890	27.522	23.297	1'39.408	247,7	14:29'59.823
Race Time 29'28.750								Race Time 29'29.248							

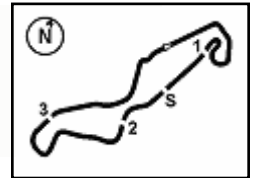
3° 69 T. BOOTH-AMOS [1'37.468]								6° 77 D. AEGERTER [1'37.350]							
Lap	Seg1	Seg2	Seg3	Seg4	Lap Time	km/h	Local Time	Lap	Seg1	Seg2	Seg3	Seg4	Lap Time	km/h	Local Time
1		16.074	27.430	22.445	1'43.043	260,9	14:02'13.618	1		15.951	27.819	23.199	1'44.931	254,1	14:02'15.506
2	31.913	15.803	27.504	22.520	1'37.740	257,1	14:03'51.358	2	32.234	15.789	27.472	22.502	1'37.997	252,9	14:03'53.503
3	31.910	15.719	27.621	22.298	1'37.548	255,9	14:05'28.906	3	31.936	15.631	27.436	22.480	1'37.483	254,1	14:05'30.986
4	31.998	15.824	27.606	22.865	1'38.293	255,3	14:07'07.199	4	31.949	15.654	27.374	22.373	1'37.350	255,9	14:07'08.336
5	32.046	15.597	27.610	22.389	1'37.642	258,4	14:08'44.841	5	32.237	15.640	27.515	22.428	1'37.820	259,0	14:08'46.156
6	32.211	15.586	27.433	22.546	1'37.776C	259,0	14:10'22.617	6	32.285	15.595	28.043	22.694	1'38.617C	259,6	14:10'24.773
7	32.442	15.691	27.508	23.155	1'38.796C	261,5	14:12'01.413	7	32.251	15.692	27.660	22.479	1'38.082		14:12'02.855
8	32.477	15.602	27.322	22.340	1'37.741	259,0	14:13'39.154	8	32.566	15.718	27.610	22.450	1'38.344	255,3	14:13'41.199
9	31.958	15.584	27.583	22.343	1'37.468	261,5	14:15'16.622	9	32.131	15.580	27.475	22.421	1'37.607	255,3	14:15'18.806
10	32.105	15.568	27.612	22.742	1'38.027	263,4	14:16'54.649	10	32.205	15.872	27.553	22.787	1'38.417	257,1	14:16'57.223
11	32.117	15.656	27.447	22.336	1'37.556	265,4	14:18'32.205	11	32.177	15.705	27.528	22.519	1'37.929	251,7	14:18'35.152
12	32.018	15.736	27.477	22.438	1'37.669	257,1	14:20'09.874	12	32.042	15.719	27.480	22.558	1'37.799	251,7	14:20'12.951
13	32.147	15.547	27.665	22.512	1'37.871	266,7	14:21'47.745	13	32.032	15.624	27.508	22.439	1'37.603	252,9	14:21'50.554
14	31.991	15.630	27.652	24.483	1'39.756	257,1	14:23'27.501	14	32.047	15.588	27.496	22.463	1'37.594	254,7	14:23'28.148
15	32.856	15.641	27.511	22.418	1'38.426	256,5	14:25'05.927	15	32.357	15.716	27.540	22.458	1'38.071	257,1	14:25'06.219
16	31.969	15.649	27.476	22.493	1'37.587	254,7	14:26'43.514	16	32.113	15.569	27.465	22.471	1'37.618	259,6	14:26'43.837
17	32.326	15.678	27.683	22.547	1'38.234	255,3	14:28'21.748	17	32.094	15.669	27.487	22.974	1'38.224	257,8	14:28'22.061
18	31.986	15.645	27.533	22.848	1'38.012	257,8	14:29'59.760	18	32.191	15.586	27.667	22.672	1'38.116	253,5	14:30'00.177
Race Time 29'29.185								Race Time 29'29.602							

18/04/2026 P = Pits In/Out - C = Lap Time Cancelled

These data/results cannot be reproduced, stored and/or transmitted in whole or in part by any manner of electronic, mechanical, photocopying, recording, broadcasting or otherwise now known or herein after developed without the previous express consent by the copyright owner, except for reproduction in daily press and regular printed publications on sale to the public within 60 days of the event related to those data/results and always provided that copyright symbol appears together as follows below.

© DORNA WSBK ORGANIZATION Srl 2026





Pirelli Dutch Round, 17-19 April 2026
Chronological Analysis Race 1

Start at 14:00'30.575

7° 65 P. OETTL [1'37.421]								10° 61 C. ONCU [1'37.563]							
Lap	Seg1	Seg2	Seg3	Seg4	Lap Time	km/h	Local Time	Lap	Seg1	Seg2	Seg3	Seg4	Lap Time	km/h	Local Time
1		16.058	27.447	22.432	1'43.157	255,9	14:02'13.732	1		15.993	27.257	22.577	1'42.222	244,9	14:02'12.797
2	31.989	15.745	27.555	22.458	1'37.747	253,5	14:03'51.479	2	31.997	16.003	27.386	22.644	1'38.030	244,3	14:03'50.827
3	31.999	15.685	27.589	22.364	1'37.637	254,1	14:05'29.116	3	32.058	15.867	27.331	22.432	1'37.688	247,1	14:05'28.515
4	31.960	15.637	27.549	22.306	1'37.452	254,7	14:07'06.568	4	31.913	15.783	27.371	22.501	1'37.568	246,6	14:07'06.083
5	32.083	15.691	27.459	22.391	1'37.624	255,3	14:08'44.192	5	32.083	15.808	27.315	22.710	1'37.916	245,5	14:08'43.999
6	32.054	15.651	27.740	22.620	1'38.065C	252,9	14:10'22.257	6	32.440	15.653	27.622	22.685	1'38.400C	252,3	14:10'22.399
7	32.290	15.769	28.151	22.958	1'39.168C	252,9	14:12'01.425	7	32.489	15.692	27.471	22.402	1'38.054	254,7	14:12'00.453
8	32.121	15.666	27.375	22.302	1'37.464	254,1	14:13'38.889	8	31.995	15.797	27.382	22.528	1'37.702	248,3	14:13'38.155
9	31.977	15.624	27.485	22.335	1'37.421	255,3	14:15'16.310	9	32.063	15.789	27.363	22.641	1'37.856	247,1	14:15'16.011
10	32.264	15.575	27.427	22.552	1'37.818	255,9	14:16'54.128	10	32.039	15.728	27.357	22.439	1'37.563	250,0	14:16'53.574
11	32.135	15.575	27.503	22.354	1'37.567	254,7	14:18'31.695	11	31.947	15.880	27.282	22.465	1'37.574	244,9	14:18'31.148
12	32.458	15.503	27.434	22.342	1'37.737	257,1	14:20'09.432	12	31.948	15.922	27.371	22.525	1'37.766	245,5	14:20'08.914
13	32.261	15.646	27.769	22.389	1'38.065	257,1	14:21'47.497	13	32.056	15.917	27.495	22.535	1'38.003	246,6	14:21'46.917
14	34.719	15.669	27.547	22.438	1'40.373	252,9	14:23'27.870	14	31.992	16.014	27.869	25.815	1'41.690	244,9	14:23'28.607
15	32.359	15.890	27.536	22.443	1'38.228	252,3	14:25'06.098	15	32.967	15.816	27.411	22.477	1'38.671	250,0	14:25'07.278
16	32.002	15.599	27.574	22.476	1'37.651	257,1	14:26'43.749	16	32.075	15.737	27.464	22.475	1'37.751	250,6	14:26'45.029
17	32.340	15.649	27.666	22.668	1'38.323	259,6	14:28'22.072	17	32.249	15.796	27.441	22.417	1'37.903	252,9	14:28'22.932
18	32.652	15.517	27.782	22.428	1'38.379	256,5	14:30'00.451	18	32.400	15.839	27.556	22.517	1'38.312	254,1	14:30'01.244
Race Time 29'29.876								Race Time 29'30.669							

8° 16 A. ZACCONE [1'37.537]								11° 43 S. JESPERSEN [1'37.335]							
Lap	Seg1	Seg2	Seg3	Seg4	Lap Time	km/h	Local Time	Lap	Seg1	Seg2	Seg3	Seg4	Lap Time	km/h	Local Time
1		16.084	27.380	22.689	1'43.059	253,5	14:02'13.634	1		16.333	27.466	22.737	1'45.058	245,5	14:02'15.633
2	32.332	15.620	27.591	22.502	1'38.045	253,5	14:03'51.679	2	32.481	15.691	27.420	22.572	1'38.164	252,9	14:03'53.797
3	32.000	15.582	27.688	22.473	1'37.743	252,9	14:05'29.422	3	32.076	15.596	27.399	22.562	1'37.633	253,5	14:05'31.430
4	32.249	15.579	27.632	22.532	1'37.992	256,5	14:07'07.414	4	31.913	15.625	27.496	22.301	1'37.335	253,5	14:07'08.765
5	32.641	15.429	27.580	22.485	1'38.135	255,9	14:08'45.549	5	32.548	15.922	27.545	22.505	1'38.520	253,5	14:08'47.285
6	32.233	15.510	27.797	22.611	1'38.151C	254,1	14:10'23.700	6	32.072	15.965	27.798	22.810	1'38.645C	251,7	14:10'25.930
7	32.281	15.535	27.520	22.714	1'38.050		14:12'01.750	7	32.383	15.962	27.714	22.458	1'38.517		14:12'04.447
8	32.627	15.597	28.041	23.112	1'39.377	258,4	14:13'41.127	8	32.040	15.741	27.522	22.369	1'37.672	251,7	14:13'42.119
9	32.548	15.735	27.583	22.447	1'38.313	256,5	14:15'19.440	9	32.085	15.696	27.581	22.457	1'37.819	254,1	14:15'19.938
10	32.400	15.558	27.509	22.916	1'38.383	257,8	14:16'57.823	10	32.123	15.640	27.501	22.994	1'38.258	256,5	14:16'58.196
11	32.234	15.563	27.465	22.447	1'37.709	257,1	14:18'35.532	11	32.340	15.665	27.408	22.512	1'37.925	255,3	14:18'36.121
12	32.068	15.545	27.698	22.616	1'37.927	254,1	14:20'13.459	12	32.104	15.573	27.669	22.420	1'37.766	255,3	14:20'13.887
13	32.163	15.502	27.534	22.427	1'37.626	254,1	14:21'51.085	13	32.211	15.703	27.583	22.383	1'37.880	253,5	14:21'51.767
14	31.999	15.438	27.659	22.441	1'37.537	255,3	14:23'28.622	14	32.120	15.692	27.614	22.391	1'37.817	250,6	14:23'29.584
15	32.253	15.586	27.652	22.477	1'37.968	257,1	14:25'06.590	15	32.166	15.839	27.546	22.466	1'38.017	256,5	14:25'07.601
16	32.148	15.463	27.673	22.532	1'37.816	259,6	14:26'44.406	16	32.243	15.634	27.651	22.405	1'37.933	254,1	14:26'45.534
17	32.389	15.522	27.537	22.544	1'37.992	255,3	14:28'22.398	17	32.151	15.660	27.705	22.414	1'37.930	257,1	14:28'23.464
18	32.601	15.349	27.853	22.628	1'38.431	257,1	14:30'00.829	18	32.414	15.685	27.792	22.724	1'38.615	254,1	14:30'02.079
Race Time 29'30.254								Race Time 29'31.504							

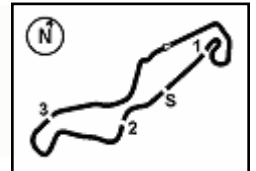
9° 52 J. ALCOBA [1'37.457]								12° 7 F. FARIOLI [1'37.412]							
Lap	Seg1	Seg2	Seg3	Seg4	Lap Time	km/h	Local Time	Lap	Seg1	Seg2	Seg3	Seg4	Lap Time	km/h	Local Time
1		15.804	27.456	22.489	1'43.852	254,7	14:02'14.427	1		15.998	27.525	22.638	1'44.488	247,7	14:02'15.063
2	32.601	15.724	27.395	22.428	1'38.148	252,3	14:03'52.575	2	32.068	15.810	27.349	22.493	1'37.720	254,7	14:03'52.783
3	31.933	15.646	27.470	22.434	1'37.483	252,3	14:05'30.058	3	32.132	15.932	27.367	22.515	1'37.946	247,7	14:05'30.729
4	32.095	15.638	27.311	22.413	1'37.457	253,5	14:07'07.515	4	32.017	15.679	27.288	22.428	1'37.412	251,7	14:07'08.141
5	32.264	15.573	27.468	22.586	1'37.891	254,1	14:08'45.406	5	32.286	15.586	27.305	22.456	1'37.633	254,1	14:08'45.774
6	32.679	15.723	27.583	22.587	1'38.572C	257,1	14:10'23.978	6	32.202	15.920	27.690	22.457	1'38.269C	253,5	14:10'24.043
7	32.887	15.659	27.547	22.605	1'38.698		14:12'02.676	7	32.213	15.774	27.551	22.806	1'38.344		14:12'02.387
8	32.290	15.718	27.583	22.878	1'38.469	258,4	14:13'41.145	8	32.457	15.677	27.589	22.877	1'38.600	254,7	14:13'40.987
9	32.330	15.729	27.467	22.419	1'37.945	257,1	14:15'19.090	9	31.955	15.678	27.475	22.646	1'37.754	251,7	14:15'18.741
10	32.283	15.707	27.449	22.904	1'38.343	251,2	14:16'57.433	10	32.511	15.994	27.400	23.487	1'39.392	247,7	14:16'58.133
11	32.228	15.609	27.512	22.474	1'37.823	252,9	14:18'35.256	11	32.585	15.691	27.437	22.626	1'38.339	254,1	14:18'36.472
12	32.116	15.692	27.495	22.617	1'37.920	251,2	14:20'13.176	12	32.235	15.730	27.619	22.585	1'38.169	252,3	14:20'14.641
13	32.097	15.688	27.406	22.454	1'37.645	254,1	14:21'50.821	13	32.232	15.744	27.432	22.531	1'37.939	252,3	14:21'52.580
14	32.030	15.615	27.418	22.446	1'37.509	255,9	14:23'28.330	14	32.421	15.747	27.677	22.704	1'38.549	250,6	14:23'31.129
15	32.328	15.730	27.507	22.445	1'38.010	255,9	14:25'06.340	15	32.183	15.833	27.571	22.705	1'38.292	246,6	14:25'09.421
16	32.183	15.697	27.732	22.712	1'38.324	260,2	14:26'44.664	16	32.136	15.788	27.585	22.607	1'38.116	248,3	14:26'47.537
17	32.314	15.700	27.450	22.488	1'37.952	258,4	14:28'22.616	17	32.282	15.810	27.621	22.701	1'38.414	247,7	14:28'25.951
18	32.522	15.654	27.557	22.586	1'38.319	258,4	14:30'00.935	18	32.378	15.820	27.682	22.942	1'38.822	250,0	14:30'04.773
Race Time 29'30.360								Race Time 29'34.198							

18/04/2026

P = Pits In/Out - C = Lap Time Cancelled

These data/results cannot be reproduced, stored and/or transmitted in whole or in part by any manner of electronic, mechanical, photocopying, recording, broadcasting or otherwise now known or herein after developed without the previous express consent by the copyright owner, except for reproduction in daily press and regular printed publications on sale to the public within 60 days of the event related to those data/results and always provided that copyright symbol appears together as follows below.

© DORNA WSBK ORGANIZATION Srl 2026



Pirelli Dutch Round, 17-19 April 2026
Chronological Analysis Race 1

Start at 14:00'30.575

3 / 6

13° 40 M. CASADEI (1'37.405)								16° 50 O. VOSTATEK (1'38.098)							
Lap	Seg1	Seg2	Seg3	Seg4	Lap Time	km/h	Local Time	Lap	Seg1	Seg2	Seg3	Seg4	Lap Time	km/h	Local Time
1		15.901	27.522	22.541	1'43.437	253,5	14:02'14.012	1		16.083	27.912	22.696	1'46.380	252,3	14:02'16.955
2	32.756	15.823	27.301	22.601	1'38.481	250,6	14:03'52.493	2	32.503	15.912	27.470	22.645	1'38.530	254,1	14:03'55.485
3	32.502	15.780	27.299	22.463	1'38.044	252,3	14:05'30.537	3	32.382	15.772	27.469	23.102	1'38.725C	255,9	14:05'34.210
4	32.009	15.662	27.285	22.449	1'37.405	252,9	14:07'07.942	4	32.165	15.816	27.467	22.650	1'38.098	254,1	14:07'12.308
5	32.262	15.605	27.399	22.646	1'37.912	257,8	14:08'45.854	5	32.650	15.855	27.706	22.549	1'38.760	253,5	14:08'51.068
6	32.435	15.684	27.755	22.574	1'38.448C	255,3	14:10'24.302	6	32.243	15.925	28.153	23.246	1'39.567C	255,3	14:10'30.635
7	32.365	15.686	27.392	22.647	1'38.090		14:12'02.392	7	32.280	15.849	27.603	22.760	1'38.492	247,7	14:12'09.127
8	32.306	15.708	27.443	22.798	1'38.255	254,1	14:13'40.647	8	32.078	15.926	27.537	22.663	1'38.204	251,2	14:13'47.331
9	32.119	15.765	27.460	22.602	1'37.946	251,7	14:15'18.593	9	32.094	15.845	27.629	22.632	1'38.200	252,9	14:15'25.531
10	32.238	15.860	27.666	22.925	1'38.689	249,4	14:16'57.282	10	32.158	15.859	27.664	22.566	1'38.247	252,9	14:17'03.778
11	32.628	15.732	27.598	22.532	1'38.490	252,9	14:18'35.772	11	32.272	15.747	27.576	22.609	1'38.204	252,9	14:18'41.982
12	32.230	15.658	27.885	22.627	1'38.400	252,3	14:20'14.172	12	32.080	15.827	27.623	22.639	1'38.169	252,3	14:20'20.151
13	32.158	15.705	27.481	22.524	1'37.868	254,7	14:21'52.400	13	32.052	15.827	27.652	22.617	1'38.148	252,9	14:21'58.299
14	32.152	15.705	27.427	22.800	1'38.084	251,7	14:23'30.124	14	32.170	15.840	27.621	22.737	1'38.368	249,4	14:23'36.667
15	32.312	15.770	27.535	22.594	1'38.211	251,2	14:25'08.335	15	32.124	15.890	27.584	22.652	1'38.250	251,2	14:25'14.917
16	32.222	15.746	27.552	22.851	1'38.371	251,2	14:26'46.706	16	32.252	15.739	27.710	22.610	1'38.311	252,9	14:26'53.228
17	32.488	15.843	27.679	22.863	1'38.873	250,6	14:28'25.579	17	32.304	15.870	27.547	22.677	1'38.398	252,9	14:28'31.626
18	32.453	15.867	27.805	23.087	1'39.212	250,0	14:30'04.791	18	32.200	15.880	27.627	22.747	1'38.454	246,6	14:30'10.080
Race Time 29'34.216								Race Time 29'39.505							

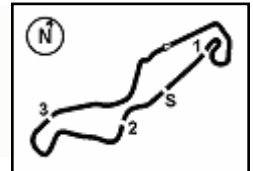
14° 11 M. FERRARI (1'37.733)								17° 24 M. RAMIREZ (1'38.143)							
Lap	Seg1	Seg2	Seg3	Seg4	Lap Time	km/h	Local Time	Lap	Seg1	Seg2	Seg3	Seg4	Lap Time	km/h	Local Time
1		15.954	27.968	22.749	1'47.241	257,8	14:02'17.816	1		16.330	27.741	22.838	1'45.874	253,5	14:02'16.449
2	32.419	15.782	27.322	22.680	1'38.203	255,3	14:03'56.019	2	32.390	15.790	27.618	22.707	1'38.505	254,7	14:03'54.954
3	32.200	15.677	27.336	22.794	1'38.007	255,9	14:05'34.026	3	32.243	15.747	27.577	22.696	1'38.263	252,3	14:05'33.217
4	32.033	15.809	27.415	22.782	1'38.039	257,1	14:07'12.065	4	32.186	15.840	27.636	23.035	1'38.697	250,6	14:07'11.914
5	32.632	15.911	27.501	22.658	1'38.702	257,1	14:08'50.767	5	32.645	15.960	27.771	22.631	1'39.007	251,7	14:08'50.921
6	32.185	15.751	27.694	22.581	1'38.211C	256,5	14:10'28.978	6	32.220	15.877	27.663	22.585	1'38.345C	255,3	14:10'29.266
7	32.605	15.694	27.640	22.696	1'38.635	255,3	14:12'07.613	7	32.702	15.752	27.785	22.753	1'38.992	254,7	14:12'08.258
8	32.123	15.755	27.447	22.599	1'37.924	248,8	14:13'45.537	8	32.466	15.880	27.443	22.509	1'38.298	251,7	14:13'46.556
9	32.120	15.722	27.481	22.503	1'37.826	248,8	14:15'23.363	9	32.236	15.882	27.553	22.616	1'38.287	249,4	14:15'24.843
10	32.066	15.734	27.463	22.470	1'37.733	249,4	14:17'01.096	10	32.067	15.839	27.712	22.544	1'38.162	251,2	14:17'03.005
11	32.158	15.647	27.384	22.557	1'37.746	250,6	14:18'38.842	11	32.151	15.701	27.593	22.828	1'38.273	251,7	14:18'41.278
12	32.490	15.724	27.589	22.609	1'38.412	250,6	14:20'17.254	12	32.285	15.912	27.648	22.664	1'38.509	248,8	14:20'19.787
13	32.204	15.770	27.589	22.583	1'38.146	251,7	14:21'55.400	13	32.122	15.864	27.540	22.617	1'38.143	250,0	14:21'57.930
14	32.287	15.717	27.467	22.572	1'38.043	248,8	14:23'33.443	14	32.219	15.869	27.562	22.799	1'38.449	248,3	14:23'36.379
15	32.281	15.612	27.506	22.683	1'38.082	252,3	14:25'11.525	15	32.138	15.911	27.607	22.746	1'38.402	247,7	14:25'14.781
16	32.243	15.625	27.595	22.896	1'38.359	255,3	14:26'49.884	16	32.159	15.867	27.626	22.639	1'38.291	250,6	14:26'53.072
17	32.480	15.650	27.708	22.641	1'38.479	251,2	14:28'28.363	17	32.255	15.920	27.528	22.803	1'38.506	248,8	14:28'31.578
18	32.221	15.733	27.687	22.739	1'38.380	251,2	14:30'06.743	18	32.432	15.789	27.689	22.772	1'38.682	250,6	14:30'10.260
Race Time 29'36.168								Race Time 29'39.685							

15° 57 A. MAHENDRA (1'37.431)								18° 32 O. BAYLISS (1'37.654)							
Lap	Seg1	Seg2	Seg3	Seg4	Lap Time	km/h	Local Time	Lap	Seg1	Seg2	Seg3	Seg4	Lap Time	km/h	Local Time
1		16.083	27.852	22.657	1'45.208	243,8	14:02'15.783	1		16.305	28.294	22.874	1'47.961	254,1	14:02'18.536
2	32.500	15.759	27.280	22.581	1'38.120	251,2	14:03'53.903	2	32.495	16.032	27.683	22.832	1'39.042	260,2	14:03'57.578
3	32.175	15.757	27.333	22.533	1'37.798	251,2	14:05'31.701	3	32.931	15.932	27.497	22.663	1'39.023	257,1	14:05'36.601
4	32.025	15.833	27.204	22.369	1'37.431	250,0	14:07'09.132	4	31.935	15.743	27.434	22.542	1'37.654	254,1	14:07'14.255
5	32.272	15.926	27.559	22.562	1'38.319	253,5	14:08'47.451	5	32.066	15.758	27.388	22.524	1'37.736	257,1	14:08'51.991
6	32.025	15.707	27.608	22.648	1'37.988C	254,7	14:10'25.439	6	32.199	15.907	28.039	22.804	1'38.949C	259,0	14:10'30.940
7	32.138	15.806	27.400	22.488	1'37.832		14:12'03.271	7	32.706	15.814	27.531	22.699	1'38.750	255,9	14:12'09.690
8	32.059	15.897	27.603	22.652	1'38.211	251,2	14:13'41.482	8	32.217	15.804	27.502	22.681	1'38.204	260,2	14:13'47.894
9	32.387	15.751	27.487	22.411	1'38.036	252,9	14:15'19.518	9	32.031	15.679	27.512	22.621	1'37.843	257,1	14:15'25.737
10	32.115	15.762	27.607	22.895	1'38.379	252,3	14:16'57.897	10	32.281	15.748	27.533	22.609	1'38.171	261,5	14:17'03.908
11	32.393	15.727	27.455	22.601	1'38.176	253,5	14:18'36.073	11	32.296	15.873	27.605	22.593	1'38.367	257,8	14:18'42.275
12	32.397	15.785	27.642	22.475	1'38.299	252,3	14:20'14.372	12	32.021	15.701	27.580	22.874	1'38.176	255,9	14:20'20.451
13	32.245	15.809	27.462	22.518	1'38.034	251,7	14:21'52.406	13	32.199	15.744	27.679	22.714	1'38.336	262,1	14:21'58.787
14	32.406	15.824	27.648	22.983	1'38.861	250,6	14:23'31.267	14	32.441	15.783	27.598	22.614	1'38.436	254,7	14:23'37.223
15	32.426	15.869	27.703	22.817	1'38.815	248,8	14:25'10.082	15	32.054	15.665	27.449	22.600	1'37.768	254,7	14:25'14.991
16	32.437	15.900	27.879	23.605	1'39.821	249,4	14:26'49.903	16	32.297	15.701	28.408	22.910	1'39.316	259,6	14:26'54.307
17	32.951	15.999	27.982	23.066	1'39.998	247,7	14:28'29.901	17	32.078	15.792	27.719	22.748	1'38.337	252,3	14:28'32.644
18	32.593	16.038	28.051	23.429	1'40.111	247,7	14:30'10.012	18	32.184	15.820	27.797	22.707	1'38.508	257,8	14:30'11.152
Race Time 29'39.437								Race Time 29'40.577							

18/04/2026 P = Pits In/Out - C = Lap Time Cancelled

These data/results cannot be reproduced, stored and/or transmitted in whole or in part by any manner of electronic, mechanical, photocopying, recording, broadcasting or otherwise now known or herein after developed without the previous express consent by the copyright owner, except for reproduction in daily press and regular printed publications on sale to the public within 60 days of the event related to those data/results and always provided that copyright symbol appears together as follows below.

© DORNA WSBK ORGANIZATION Srl 2026



Pirelli Dutch Round, 17-19 April 2026
Chronological Analysis Race 1

Start at 14:00'30.575

4 / 6

19° 31 Y. OKAMOTO [1'37.968]								22° 4 J. KENNEDY [1'38.696]							
Lap	Seg1	Seg2	Seg3	Seg4	Lap Time	km/h	Local Time	Lap	Seg1	Seg2	Seg3	Seg4	Lap Time	km/h	Local Time
1		16.209	27.778	22.662	1'45.480	248,8	14:02'16.055	1		16.285	28.240	22.950	1'47.839	251,7	14:02'18.414
2	32.527	15.817	27.469	22.487	1'38.300	250,6	14:03'54.355	2	32.832	16.037	27.572	23.070	1'39.511	248,8	14:03'57.925
3	32.224	15.730	27.415	22.462	1'37.831C	247,1	14:05'32.186	3	32.746	15.960	27.709	22.821	1'39.236	248,8	14:05'37.161
4	32.200	15.853	27.458	22.457	1'37.968	249,4	14:07'10.154	4	32.418	15.840	27.630	22.808	1'38.696	249,4	14:07'15.857
5	33.269	15.898	27.729	22.699	1'39.595	247,1	14:08'49.749	5	32.371	16.026	27.559	23.102	1'39.058	245,5	14:08'54.915
6	32.496	15.972	27.899	22.751	1'39.118C	246,0	14:10'28.867	6	32.324	16.291	28.270	23.238	1'40.123	243,2	14:10'35.038
7	32.500	15.885	28.147	22.791	1'39.323	246,0	14:12'08.190	7	32.446	16.147	27.749	23.056	1'39.398	244,9	14:12'14.436
8	32.375	15.922	27.438	22.800	1'38.535	245,5	14:13'46.725	8	32.386	16.164	27.603	23.071	1'39.224	244,9	14:13'53.660
9	32.437	15.886	27.529	22.657	1'38.509	246,0	14:15'25.234	9	32.414	16.275	28.385	22.992	1'40.066	243,8	14:15'33.726
10	32.333	15.844	27.619	22.594	1'38.390	248,8	14:17'03.626	10	32.465	15.983	27.697	22.976	1'39.121	249,4	14:17'12.847
11	32.331	15.998	27.655	22.605	1'38.589	247,7	14:18'42.213	11	32.838	16.062	27.843	23.092	1'39.835	246,0	14:18'52.682
12	32.638	15.973	27.570	22.600	1'38.781	248,3	14:20'20.994	12	32.373	16.136	27.699	23.030	1'39.238	243,8	14:20'31.920
13	32.361	15.867	27.523	22.570	1'38.321	250,0	14:21'59.315	13	32.339	16.111	27.788	23.255	1'39.493	244,9	14:22'11.413
14	32.445	15.811	27.584	22.602	1'38.442	250,0	14:23'37.757	14	32.669	16.045	27.787	23.069	1'39.570	245,5	14:23'05.983
15	32.410	15.887	27.478	22.788	1'38.563	251,2	14:25'16.320	15	32.361	15.978	27.731	23.096	1'39.166	245,5	14:25'30.149
16	32.489	16.024	27.604	22.663	1'38.780	244,9	14:26'55.100	16	32.453	16.117	27.801	23.134	1'39.505	243,2	14:27'09.654
17	32.299	15.882	27.621	22.612	1'38.414	248,3	14:28'33.514	17	32.401	16.252	27.862	23.130	1'39.645	242,7	14:28'49.299
18	32.320	15.779	27.639	22.628	1'38.366	248,8	14:30'11.880	18	32.419	16.278	27.738	23.193	1'39.628C	244,9	14:30'28.927
Race Time 29'41.305								Race Time 29'58.352							

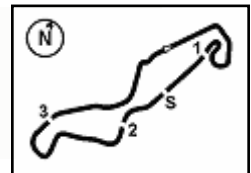
20° 60 D. GEIGER [1'37.853]								23° 25 O. KONIG [1'38.859]							
Lap	Seg1	Seg2	Seg3	Seg4	Lap Time	km/h	Local Time	Lap	Seg1	Seg2	Seg3	Seg4	Lap Time	km/h	Local Time
1		16.051	27.636	22.833	1'46.925	260,9	14:02'17.500	1		16.031	28.063	23.068	1'47.330	252,9	14:02'17.905
2	32.675	15.972	27.472	22.620	1'38.739	252,9	14:03'56.239	2	32.652	16.012	27.961	22.885	1'39.510	251,2	14:03'57.415
3	32.316	15.705	27.485	22.682	1'38.188	256,5	14:05'34.427	3	33.435	15.956	27.720	22.806	1'39.917	250,0	14:05'37.332
4	32.369	15.691	27.608	22.597	1'38.265	260,9	14:07'12.692	4	32.424	15.849	27.735	22.851	1'38.859	248,3	14:07'16.191
5	32.537	15.794	27.586	22.772	1'38.689	259,6	14:08'51.381	5	32.795	15.879	27.763	22.915	1'39.352C	252,3	14:08'55.543
6	32.141	15.712	28.079	23.349	1'39.281C	261,5	14:10'30.662	6	32.664	16.051	28.190	22.963	1'39.868	250,6	14:10'35.411
7	32.827	15.839	27.591	22.645	1'38.902	255,3	14:12'09.564	7	32.767	15.977	27.959	22.803	1'39.506	251,7	14:12'14.917
8	32.162	15.879	27.535	22.604	1'38.180	256,5	14:13'47.744	8	32.338	15.917	27.917	22.947	1'39.119	249,4	14:13'54.036
9	31.981	15.736	27.573	22.563	1'37.853	261,5	14:15'25.597	9	32.468	16.063	28.081	22.758	1'39.370	248,3	14:15'33.406
10	32.296	15.987	27.573	22.648	1'38.504	254,7	14:17'04.101	10	32.512	16.075	27.803	22.824	1'39.214	244,9	14:17'12.620
11	32.454	15.811	27.581	22.879	1'38.725	259,6	14:18'42.826	11	32.815	16.035	28.051	23.286	1'40.187	245,5	14:18'52.807
12	32.224	15.948	27.564	22.676	1'38.412	267,3	14:20'21.238	12	32.478	16.067	27.902	22.923	1'39.370	250,6	14:20'32.177
13	32.318	15.810	27.559	22.532	1'38.219	260,9	14:21'59.457	13	32.426	15.957	27.812	22.987	1'39.182	248,3	14:22'11.359
14	32.486	15.792	27.556	22.594	1'38.428	258,4	14:23'37.885	14	32.480	16.100	27.907	22.820	1'39.307	243,8	14:23'50.666
15	32.452	15.855	27.564	23.005	1'38.876	260,9	14:25'16.761	15	32.383	16.078	27.862	23.363	1'39.686	244,3	14:25'30.352
16	32.411	15.949	27.789	22.812	1'38.961	262,1	14:26'55.722	16	32.459	16.075	27.976	22.972	1'39.482	246,6	14:27'09.834
17	32.255	15.858	27.601	22.784	1'38.498	255,3	14:28'34.220	17	32.486	16.123	28.035	23.009	1'39.653	251,7	14:28'49.487
18	32.266	15.764	27.896	22.904	1'38.830	256,5	14:30'13.050	18	32.405	16.283	27.888	22.954	1'39.530C	251,2	14:30'29.017
Race Time 29'42.475								Race Time 29'58.442							

21° 3 R. DE ROSA [1'38.127]								24° 10 L. TACCINI [1'39.009]							
Lap	Seg1	Seg2	Seg3	Seg4	Lap Time	km/h	Local Time	Lap	Seg1	Seg2	Seg3	Seg4	Lap Time	km/h	Local Time
1		16.357	28.182	22.854	1'46.634	252,9	14:02'17.209	1		16.041	28.290	22.883	1'47.513	253,5	14:02'18.088
2	32.379	16.032	27.360	22.643	1'38.414	248,3	14:03'55.623	2	32.682	15.813	27.873	22.897	1'39.265	252,9	14:03'57.353
3	32.333	15.810	27.573	22.978	1'38.694	251,7	14:05'34.317	3	33.026	16.141	27.732	22.811	1'39.710	247,7	14:05'37.063
4	32.211	15.771	27.584	22.642	1'38.208	253,5	14:07'12.525	4	32.400	15.891	27.854	22.864	1'39.009	247,7	14:07'16.072
5	33.102	15.810	27.397	22.797	1'39.106	250,6	14:08'51.631	5	32.737	15.906	27.737	22.959	1'39.339C	249,4	14:08'55.411
6	32.122	15.811	27.967	23.246	1'39.146C	252,3	14:10'30.777	6	32.662	16.107	28.086	22.983	1'39.838	248,8	14:10'35.249
7	32.327	15.822	27.540	23.309	1'38.998	248,3	14:12'09.775	7	32.781	16.026	27.761	22.747	1'39.315	249,4	14:12'14.564
8	32.362	15.773	27.490	22.831	1'38.456	251,2	14:13'48.231	8	32.468	16.057	27.810	23.005	1'39.340	250,6	14:13'53.904
9	32.111	15.823	27.506	22.687	1'38.127	250,6	14:15'26.358	9	32.493	15.983	28.035	22.777	1'39.288	249,4	14:15'33.192
10	31.995	15.786	27.647	22.771	1'38.199	251,2	14:17'04.557	10	32.634	15.993	27.829	22.832	1'39.288	247,1	14:17'12.480
11	32.203	15.763	27.560	23.079	1'38.605	252,9	14:18'43.162	11	33.438	16.093	27.867	23.082	1'40.480	251,2	14:18'52.960
12	32.285	15.815	27.532	22.798	1'38.430	252,3	14:20'21.592	12	32.596	15.971	27.870	22.823	1'39.260	251,2	14:20'32.220
13	32.275	15.819	27.537	22.782	1'38.413	251,7	14:22'00.005	13	32.658	15.929	27.915	22.890	1'39.392	250,0	14:22'11.612
14	32.212	15.797	27.562	22.742	1'38.313	251,2	14:23'38.318	14	32.785	15.944	27.826	23.117	1'39.672	250,6	14:23'51.284
15	32.347	15.843	27.651	23.060	1'38.901	251,7	14:25'17.219	15	32.652	16.054	27.748	22.756	1'39.210	249,4	14:25'30.494
16	32.366	15.819	27.669	22.990	1'38.844	252,3	14:26'56.063	16	32.638	15.981	27.879	23.002	1'39.500	248,8	14:27'09.994
17	32.512	15.808	27.725	22.989	1'39.034	251,2	14:28'35.097	17	32.609	16.005	28.005	22.971	1'39.590	250,6	14:28'49.584
18	32.547	15.927	27.876	23.441	1'39.791	250,0	14:30'14.888	18	32.667	15.994	28.198	22.936	1'39.795C	250,0	14:30'29.379
Race Time 29'44.313								Race Time 29'58.804							

18/04/2026 P = Pits In/Out - C = Lap Time Cancelled

These data/results cannot be reproduced, stored and/or transmitted in whole or in part by any manner of electronic, mechanical, photocopying, recording, broadcasting or otherwise now known or herein after developed without the previous express consent by the copyright owner, except for reproduction in daily press and regular printed publications on sale to the public within 60 days of the event related to those data/results and always provided that copyright symbol appears together as follows below.

© DORNA WSBK ORGANIZATION Srl 2026



TT Circuit Assen 4.542 m

Pirelli Dutch Round, 17-19 April 2026
Chronological Analysis Race 1

Start at 14:00'30.575

5 / 6

25° 54 R. ROSSI [1'39.311]								28° 88 A. GIOMBINI [1'40.469]							
Lap	Seg1	Seg2	Seg3	Seg4	Lap Time	km/h	Local Time	Lap	Seg1	Seg2	Seg3	Seg4	Lap Time	km/h	Local Time
1		16.479	28.140	23.264	1'49.248	251,2	14:02'19.823	1		16.620	28.065	23.324	1'49.115	243,2	14:02'19.690
2	32.705	16.119	27.853	23.324	1'40.001	252,9	14:03'59.824	2	32.734	16.142	27.743	23.423	1'40.042C	250,6	14:03'59.732
3	32.988	15.893	28.074	23.132	1'40.087	254,7	14:05'39.911	3	32.929	16.053	28.315	23.256	1'40.553	250,0	14:05'40.285
4	32.579	16.057	27.752	22.923	1'39.311	248,3	14:07'19.222	4	32.689	16.163	27.952	23.665	1'40.469	248,8	14:07'20.754
5	32.501	16.065	27.954	23.094	1'39.614C	248,8	14:08'58.836	5	32.689	16.151	28.222	23.639	1'40.701C	247,1	14:09'01.455
6	32.700	16.131	28.143	23.443	1'40.417	247,7	14:10'39.253	6	33.011	16.788	28.784	23.750	1'42.333	246,0	14:10'43.788
7	32.594	16.108	27.794	23.214	1'39.710	247,1	14:12'18.963	7	33.367	16.658	28.471	23.804	1'42.300	242,2	14:12'26.088
8	32.358	16.111	27.720	23.172	1'39.361	247,1	14:13'58.324	8	32.819	16.308	28.384	23.674	1'41.185	245,5	14:14'07.273
9	32.378	16.051	27.734	23.265	1'39.428	248,3	14:15'37.752	9	33.012	16.402	28.323	23.920	1'41.657	244,3	14:15'48.930
10	32.424	16.039	27.689	23.187	1'39.339	247,7	14:17'17.091	10	32.912	16.377	28.359	23.717	1'41.365	244,3	14:17'30.295
11	32.490	16.111	27.715	23.050	1'39.366	247,7	14:18'56.457	11	32.834	16.360	28.222	23.659	1'41.075	246,0	14:19'11.370
12	32.422	16.104	27.743	23.125	1'39.394	247,7	14:20'35.851	12	33.317	16.369	28.443	23.645	1'41.774	245,5	14:20'53.144
13	32.507	16.167	28.076	23.567	1'40.317	251,7	14:22'16.168	13	33.034	16.405	28.413	23.740	1'41.592	244,3	14:22'34.736
14	32.859	16.464	28.270	23.482	1'41.075	250,6	14:23'57.243	14	33.071	16.480	28.475	23.777	1'41.803	244,9	14:24'16.539
15	33.040	16.265	28.100	23.121	1'40.526	249,4	14:25'37.769	15	32.964	16.360	28.412	24.100	1'41.836	245,5	14:25'58.375
16	32.666	16.135	27.858	23.289	1'39.948	246,0	14:27'17.717	16	33.050	16.454	28.596	23.750	1'41.850	243,8	14:27'40.225
17	32.501	16.196	27.891	23.165	1'39.753	247,1	14:28'57.470	17	33.053	16.537	28.615	23.859	1'42.064	242,7	14:29'22.289
18	32.540	16.146	27.880	23.127	1'39.693C	246,6	14:30'37.163	18	32.965	16.367	28.602	23.777	1'41.711C	245,5	14:31'04.000
Race Time 30'06.588								Race Time 30'33.425							

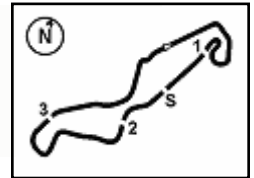
26° 91 B. JIMENEZ [1'38.907]								RET 64 F. CARICASULO [1'38.039]							
Lap	Seg1	Seg2	Seg3	Seg4	Lap Time	km/h	Local Time	Lap	Seg1	Seg2	Seg3	Seg4	Lap Time	km/h	Local Time
1		16.635	27.921	23.270	1'48.720	236,3	14:02'19.295	1		16.255	27.747	22.757	1'45.966	252,9	14:02'16.541
2	32.446	16.186	27.536	22.905	1'39.073	249,4	14:03'58.368	2	32.520	15.856	27.532	22.802	1'38.710	252,3	14:03'55.251
3	32.831	15.985	27.725	23.243	1'39.784	252,3	14:05'38.152	3	32.146	15.729	27.502	22.758	1'38.135	251,7	14:05'33.386
4	32.389	15.919	27.811	22.788	1'38.907	252,9	14:07'17.059	4	32.249	15.700	27.631	22.811	1'38.391	250,0	14:07'11.777
5	32.353	16.053	27.660	23.171	1'39.237C	252,3	14:08'56.296	5	32.641	15.988	27.562	22.636	1'38.827	248,3	14:08'50.604
6	32.415	16.342	27.829	23.161	1'39.747	248,3	14:10'36.043	6	32.204	16.072	27.688	22.637	1'38.601C	248,8	14:10'29.205
7	32.588	16.109	27.777	23.156	1'39.630	252,9	14:12'15.673	7	32.538	15.828	27.734	22.597	1'38.697	252,3	14:12'07.902
8	32.584	16.052	27.763	23.143	1'39.542	251,7	14:13'55.215	8	32.139	15.927	27.434	22.539	1'38.039	247,1	14:13'45.941
9	32.570	16.108	27.787	23.033	1'39.498	249,4	14:15'34.713	9	32.002	15.877	27.564	22.783	1'38.226	247,1	14:15'24.167
10	32.636	16.274	27.989	23.338	1'40.237	247,1	14:17'14.950	10	32.047	15.860	27.691	22.792	1'38.390	246,6	14:17'02.557
11	32.682	16.121	28.016	23.185	1'40.004	249,4	14:18'54.954	11	32.341	15.861	27.711	23.039	1'38.952	247,1	14:18'41.509
12	32.648	16.101	28.088	23.399	1'40.236	249,4	14:20'35.190	12	32.330	15.917	27.622	23.020	1'38.889	248,8	14:20'20.398
13	32.965	16.204	28.153	23.463	1'40.785	248,3	14:22'15.975	13	32.102	15.750	27.748	22.760	1'38.360	250,6	14:21'58.758
14	32.827	16.568	28.286	23.466	1'41.147	248,3	14:23'57.122	14	32.361	16.063	27.631	22.758	1'38.813	247,1	14:23'37.571
15	32.882	16.398	28.911	23.384	1'41.575	246,6	14:25'38.697	15	32.242	15.821	27.760	23.070	1'38.893	249,4	14:25'16.464
16	33.008	16.338	28.442	23.512	1'41.300	248,3	14:27'19.997	16	32.501	16.078	27.749	22.961	1'39.289	250,6	14:26'55.753
17	33.140	16.544	28.655	23.856	1'42.195	246,6	14:29'02.192	17	32.474	15.817	27.802	23.000	1'39.093	252,3	14:28'34.846
18	34.091	16.724	28.857	24.024	1'43.696C	245,5	14:30'45.888								
Race Time 30'15.313								Race Time 28'04.271							

27° 22 A. CARRASCO [1'39.614]								RET 70 J. WHATLEY [1'38.164]							
Lap	Seg1	Seg2	Seg3	Seg4	Lap Time	km/h	Local Time	Lap	Seg1	Seg2	Seg3	Seg4	Lap Time	km/h	Local Time
1		16.435	28.025	23.090	1'48.386	252,3	14:02'18.961	1		15.923	28.045	22.818	1'46.839	253,5	14:02'17.414
2	32.935	16.273	27.619	22.893	1'39.720	251,2	14:03'58.681	2	32.530	15.864	27.464	22.906	1'38.764	253,5	14:03'56.178
3	32.706	16.226	27.848	22.951	1'39.731	251,7	14:05'38.412	3	32.530	15.788	27.625	22.601	1'38.544	255,9	14:05'34.722
4	32.560	16.189	27.828	23.037	1'39.614	250,6	14:07'18.026	4	32.306	15.624	27.658	22.576	1'38.164	255,3	14:07'12.886
5	32.692	16.298	27.941	23.465	1'40.396C	248,8	14:08'58.422	5	32.983	15.707	27.484	22.680	1'38.854	254,1	14:08'51.740
6	33.394	16.535	28.204	23.235	1'41.368	247,7	14:10'39.790	6	32.380	15.682	28.384	23.303	1'39.749C	254,7	14:10'31.489
7	33.127	16.361	28.083	23.292	1'40.863	246,6	14:12'20.653	7	32.643	15.880	27.795	22.656	1'38.974	250,6	14:12'10.463
8	32.809	16.308	28.067	23.267	1'40.451	246,0	14:14'01.104	8	32.492	15.890	27.733	22.761	1'38.876	248,8	14:13'49.339
9	32.865	16.344	28.027	23.206	1'40.442	244,9	14:15'41.546	9	32.347	15.741	27.694	22.846	1'38.628	250,6	14:15'27.967
10	32.799	16.231	28.007	23.159	1'40.196	245,5	14:17'21.742	10	32.364	15.742	27.646	22.680	1'38.432	250,0	14:17'06.399
11	32.915	16.257	28.385	23.266	1'40.823	245,5	14:19'02.565	11	32.366	15.667	27.716	22.819	1'38.568	251,2	14:18'44.967
12	32.862	16.369	28.060	23.362	1'40.653	245,5	14:20'43.218	12	32.407	15.758	27.742	22.747	1'38.654	251,7	14:20'23.621
13	32.860	16.384	28.033	23.325	1'40.602	244,9	14:22'23.820	13	32.400	15.713	27.623	22.603	1'38.339	251,2	14:22'01.960
14	32.988	16.445	28.118	23.328	1'40.879	244,3	14:24'04.699	14	32.429	15.788	27.682	22.834	1'38.733	248,8	14:23'40.693
15	32.906	16.385	28.114	23.357	1'40.762	244,9	14:25'45.461	15	33.259	15.777	27.673	22.639	1'39.348	251,2	14:25'20.041
16	32.990	16.478	28.204	23.495	1'41.167	244,9	14:27'26.628	16	32.574	15.811	27.891	35.890	1'52.166P	252,3	14:27'12.207
17	33.120	16.466	28.277	23.463	1'41.326	244,9	14:29'07.954								
18	33.167	16.482	28.241	23.656	1'41.546C	244,9	14:30'49.500								
Race Time 30'18.925								Race Time 26'41.632							

18/04/2026 P = Pits In/Out - C = Lap Time Cancelled

These data/results cannot be reproduced, stored and/or transmitted in whole or in part by any manner of electronic, mechanical, photocopying, recording, broadcasting or otherwise now known or herein after developed without the previous express consent by the copyright owner, except for reproduction in daily press and regular printed publications on sale to the public within 60 days of the event related to those data/results and always provided that copyright symbol appears together as follows below.

© DORNA WSBK ORGANIZATION Srl 2026



**Pirelli Dutch Round, 17-19 April 2026
Chronological Analysis Race 1**

Start at 14:00'30.575

2	32.677	16.057	27.663	22.916	1'39.313	254,7	14:03'57.507
3	34.193	15.947	27.389	22.970	1'40.499	248,3	14:05'38.006
4	32.151	16.007	27.377	22.843	1'38.378	248,3	14:07'16.384
5	32.796	15.934	27.580	22.998	1'39.308C	250,6	14:08'55.692
6	32.838	16.114	27.872	23.064	1'39.888	248,8	14:10'35.580
7	32.808	15.982	27.804	22.872	1'39.466	248,8	14:12'15.046
8	32.547	16.022	27.530	22.981	1'39.080	247,7	14:13'54.126
9	35.608	16.333	28.123	23.551	1'43.615	243,8	14:15'37.741
10	32.869	16.078	27.819	32.722	1'49.488P	247,1	14:17'27.229
11	1'50.687	16.098	27.369	22.741	2'56.895P	247,1	14:20'24.124
12	32.092	15.892	27.314	22.725	1'38.023	251,2	14:22'02.147
13	32.382	15.985	27.656	23.010	1'39.033	248,8	14:23'41.180
14	32.144	16.054	27.416	22.796	1'38.410	244,9	14:25'19.590
15	34.340	16.092	27.568	22.950	1'40.950	246,0	14:27'00.540
16	32.232	16.140	27.576	32.918	1'48.866P	244,3	14:28'49.406

Race Time 28'18.831

32° 19 A. KOFLER [1'38.246]

Lap	Seg.1	Seg.2	Seg.3	Seg.4	Lap Time	km/h	Local Time
1		16.367	27.930	22.799	1'46.166	250,0	14:02'16.741
2	32.533	15.902	27.449	22.699	1'38.583	247,7	14:03'55.324
3	32.313	15.806	27.399	22.728	1'38.246	250,6	14:05'33.570
4	32.306	15.890	27.615	22.842	1'38.653	248,8	14:07'12.223
5	59.568	17.844	28.828	24.637	2'10.877C	229,3	14:09'23.100
6	35.013	17.562	29.942	34.919	1'57.436P	236,3	14:11'20.536
7	2'41.065	16.690	28.732	23.453	3'49.940P	239,5	14:15'10.476
8	35.235	24.215	34.928	23.369	1'57.747	109,1	14:17'08.223
9	32.854	16.244	27.974	23.235	1'40.307	243,2	14:18'48.530
10	32.789	16.245	27.897	23.035	1'39.966	243,2	14:20'28.496
11	32.592	16.406	28.000	23.119	1'40.117	243,2	14:22'08.613
12	32.517	16.225	27.911	23.063	1'39.716	242,2	14:23'48.329
13	32.574	16.253	27.981	23.014	1'39.822	243,2	14:25'28.151
14	37.374	16.236	27.937	23.475	1'45.022	243,2	14:27'13.173
15	32.563	16.167	28.046	23.089	1'39.865	243,2	14:28'53.038
16	32.856	16.276	28.017	23.022	1'40.171C	245,5	14:30'33.209

Race Time 30'02.634

RET 37 R. GARCIA [1'37.319]

Lap	Seg.1	Seg.2	Seg.3	Seg.4	Lap Time	km/h	Local Time
1		15.919	27.451	23.083	1'44.991	248,8	14:02'15.566
2	32.371	15.710	27.417	22.497	1'37.995	251,7	14:03'53.561
3	32.079	15.636	27.290	22.629	1'37.634	253,5	14:05'31.195
4	31.952	15.687	27.242	22.438	1'37.319	251,7	14:07'08.514

Race Time 6'37.939

18/04/2026 P = Pits In/Out - C = Lap Time Cancelled

These data/results cannot be reproduced, stored and/or transmitted in whole or in part by any manner of electronic, mechanical, photocopying, recording, broadcasting or otherwise now known or herein after developed without the previous express consent by the copyright owner, except for reproduction in daily press and regular printed publications on sale to the public within 60 days of the event related to those data/results and always provided that copyright symbol appears together as follows below.

© DORNA WSBK ORGANIZATION Srl 2026