

Pirelli Dutch Round, 17-19 April 2026
Results Race 2

Laps 12 = 56,678 Km - Time of Race 20'47.548 - Avg. 163,553 km/h

1 / 2

Pos	Grid	No. Rider	Nat	Team	Bike	Class	LL	Int.	Gap	Rel.	Fastest Lap	Speed	Qualifying	Speed
1	9	65 P. OETTL	GER	Feel Racing WorldSSP Team	Ducati Panigale V2		12	I2			1'37.483	260,9	1'36.667	259,6
2	1	75 A. ARENAS	ESP	AS BLU CRU Racing Team	Yamaha YZF-R9		12	I2	0.403	0.403	1'37.426	255,9	1'36.572	255,3
3	12	61 C. ONCU	TUR	Pata Yamaha Ten Kate Racing	Yamaha YZF-R9		12	I2	1.166	0.763	1'37.647	255,9	1'36.628	256,5
4	11	69 T. BOOTH-AMOS	GBR	PTR Triumph Factory Racing	Triumph Street Triple 765 RS		12	I2	1.359	0.193	1'37.145	267,3	1'36.600	261,5
5	13	16 A. ZACCONE	ITA	Ecosantagata Althea Racing Team	Ducati Panigale V2		12	I2	1.460	0.101	1'37.807	259,0	1'36.646	258,4
6	2	5 J. MASIA	ESP	Orelac Racing Verdunatura	Ducati Panigale V2		12	I2	1.919	0.459	1'37.653	260,9	1'36.872	257,1
7	10	53 V. DEBISE	FRA	EASTROC ZXMTOTO Evan Bros Factory	ZXMTOTO 820RR		12	I2	2.132	0.213	1'37.565	259,6	1'36.561	253,5
8	16	52 J. ALCOBA	ESP	Kawasaki WorldSSP Team	Kawasaki ZX-6R 636		12	I2	2.207	0.075	1'37.805	264,1	1'37.363	253,5
9	7	40 M. CASADEI	ITA	D34G WorldSSP Racing Team	Ducati Panigale V2		12	I2	2.521	0.314	1'37.767	261,5	1'36.658	257,1
10	6	94 L. MAHIAS	FRA	GMT94 Yamaha	Yamaha YZF-R9		12	I2	2.856	0.335	1'37.409	257,8	1'36.490	254,1
11	4	43 S. JESPERSEN	DEN	EAB Racing Team	Ducati Panigale V2		12	I2	2.993	0.137	1'37.692	261,5	1'36.979	257,8
12	8	7 F. FARIOLI	ITA	VFT Racing Yamaha	Yamaha YZF-R9		12	I2	4.616	1.623	1'37.705	257,8	1'37.426	252,9
13	14	11 M. FERRARI	ITA	WRP Racing	Ducati Panigale V2		12	I2	5.733	1.117	1'37.693	263,4	1'37.134	264,1
14	22	57 A. MAHENDRA	INA	AS BLU CRU Racing Team	Yamaha YZF-R9		12	SPD	1 Sector	1 Sector	1'37.718	259,6	1'37.682	255,9
15	5	77 D. AEGERTER	SUI	Kawasaki WorldSSP Team	Kawasaki ZX-6R 636		12	SPD	1 Sector	0.004	1'37.876	260,2	1'37.045	259,0
16	20	64 F. CARICASULO	ITA	EASTROC ZXMTOTO Evan Bros Factory	ZXMTOTO 820RR		12	SPD	1 Sector	2.593	1'38.197	257,1	1'37.672	252,9
17	23	3 R. DE ROSA	ITA	QJMOTOR Factory Racing	QJMOTOR SRK 800 RS	*	12	SPD	1 Sector	0.714	1'38.095	256,5	1'37.741	254,1
18	18	50 O. VOSTATEK	CZE	Compos Racing Team	Triumph Street Triple 765 RS		12	SPD	1 Sector	5.433	1'38.313	251,7	1'37.613	257,1
19	17	60 D. GEIGER	GER	Team Apreco	Yamaha YZF-R9		12	SPD	1 Sector	0.542	1'38.446	264,1	1'37.559	263,4
20	15	24 M. RAMIREZ	ESP	QJMOTOR Factory Racing	QJMOTOR SRK 800 RS	*	12	II	2 Sectors	1 Sector	1'38.793	256,5	1'37.225	259,6
21	25	4 J. KENNEDY	IRL	Honda Racing World Supersport	Honda CBR600RR	*	12	FL.1	3 Sectors	1 Sector	1'38.724	251,2	1'37.891	252,9
22	26	19 A. KOFLER	AUT	Motorsport Kofler	Yamaha YZF-R9	*	12	FL.1	3 Sectors	6.589	1'39.617	250,6	1'38.124	254,1
23	24	70 J. WHATLEY	GBR	Orelac Racing Verdunatura	Ducati Panigale V2		12	FL.1	3 Sectors	0.270	1'39.086	254,1	1'37.786	254,1
24	29	10 L. TACCINI	ITA	Ecosantagata Althea Racing Team	Ducati Panigale V2		12	FL.1	3 Sectors	3.294	1'38.919	257,1	1'38.499	255,9
25	31	25 O. KONIG	CZE	Compos Racing Team	Triumph Street Triple 765 RS		12	FL.1	3 Sectors	0.506	1'39.577	252,3	1'38.877	255,3
26	30	20 X. CARDELUS	AND	Cerba Yamaha Racing Team	Yamaha YZF-R9		12	FL.1	3 Sectors	0.201	1'38.758	253,5	1'38.541	252,9
27	21	31 Y. OKAMOTO	JPN	Pata Yamaha Ten Kate Racing	Yamaha YZF-R9		12	FL.1	3 Sectors	5.338	1'39.242	251,7	1'37.681	254,1
28	27	54 R. ROSSI	ITA	Renzi Corse	Ducati Panigale V2		12	FL	4 Sectors	1 Sector	1'40.025	253,5	1'38.173	254,7
29	28	91 B. JIMENEZ	ESP	WRP Racing	Ducati Panigale V2		12	FL	4 Sectors	0.188	1'39.323	254,1	1'38.192	254,1
30	34	88 A. GIOMBINI	ITA	Motozoo by Madforce Dubai	MV Agusta F3 800 RR		12	FL	4 Sectors	2.097	1'40.128	252,3	1'39.668	254,1
31	32	22 A. CARRASCO	ESP	Honda Racing World Supersport	Honda CBR600RR	*	12	FL	4 Sectors	8.330	1'40.808	248,3	1'39.092	252,3
32	33	73 J. CRETARO	ITA	Flembo by Racing Development	MV Agusta F3 800 RR		12	FL	4 Sectors	0.379	1'40.759	250,6	1'39.252	250,0
-----Not Classified-----														
NC	3	37 R. GARCIA	ESP	GMT94 Yamaha	Yamaha YZF-R9		12				1'37.626	257,1	1'37.391	252,9
RET	19	32 O. BAYLISS	AUS	PTR Triumph Factory Racing	Triumph Street Triple 765 RS		2				1'45.223	257,8	1'37.649	261,5

AIR	Humidity:	73%	Temp:	11°C
TRACK	Condition:	Dry	Temp:	15°C

Records	Pole [SP]	2025	C.Oncu	1'36.184	169,999 Km/h
	Race [RC1]	2025	S.Manzi	1'36.952	168,653 Km/h
	All Times [SP]	2025	C.Oncu	1'36.184	169,999 Km/h
Race Fastest Lap	Lap 8		T.Booth-Amos	1'37.145	168,317 Km/h

LAP LEADERS				
No. Rider	From	To	Laps	Total
75 A. ARENAS	1	1	1	1
61 C. ONCU	2	5	4	
16 A. ZACCONE	6	6	1	1
61 C. ONCU	7	9	3	7
65 P. OETTL	10	12	3	3

TOTAL LEADER LAPS	
No. Rider	Laps
53 V. DEBISE	39
5 J. MASIA	21
61 C. ONCU	16
75 A. ARENAS	16
65 P. OETTL	3
94 L. MAHIAS	3
16 A. ZACCONE	1
57 A. MAHENDRA	1

Start 19/04/2026 14:01 End 14:26 The results are provisional until the end of the time limit for protests and appeals and the completion of the technical checks.

These data/results cannot be reproduced, stored and/or transmitted in whole or in part by any manner of electronic, mechanical, photocopying, recording, broadcasting or otherwise now known or herein after developed without the previous express consent by the copyright owner, except for reproduction in daily press and regular printed publications on sale to the public within 60 days of the event related to those data/results and always provided that copyright symbol appears together as follows below.

© DORNA WSBK ORGANIZATION Srl 2026

Clerk Of The Course: **Roland Brontsema**
Publication Time: **14:30**

Pirelli Dutch Round, 17-19 April 2026
Results Race 2

* WorldSSP Challenge

Race Highlights

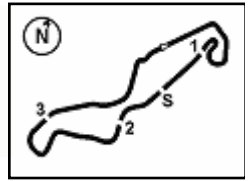
Time	No. Rider	Description
13.45.00		Sighting Lap Started
13.50.06		DROPS of RAIN in Sector(s): 2 - 3
13.57.27		DROPS of RAIN in Sector(s): 2 - 3
13.57.49		Warm Up Lap Started
13.57.55		WHITE FLAG
14.00.38		DROPS of RAIN in Sector(s): 2 - 4
14.00.48		DROPS of RAIN in Sector(s): 2 - 3 - 4
14.01.01		Start of Session
14.02.34		No Jump Starts
14.05.40	4 J. KENNEDY	#4 Lap Time Cancelled [1'44.868] - Exceeded Track Limits - Turn 18
14.06.17		Double Yellow Flag Out - Turn 18
14.06.23	32 O. BAYLISS	#32 Crashed - Turn 18
14.06.23		Yellow Flag Out - Turn 18
14.07.41		Yellow Flag In - Turn 18
14.07.41		Riders Under Yellow Flag at Turn 18: #60 #4 #19 #70 #25 #10 #20 #54 #31 #88 #22 #91 #73
14.07.53	32 O. BAYLISS	#32 Not Actively Competing
14.09.11	5 J. MASIA	#5 Lap Time Cancelled [1'39.370] - Exceeded Track Limits - Turn 18
14.10.57	70 J. WHATLEY	#70 Lap Time Cancelled [1'41.316] - Exceeded Track Limits - Turn 17
14.10.57	32 O. BAYLISS	#32 Medical Centre
14.12.12	52 J. ALCOBA	#52 Lap Time Cancelled [1'37.883] - Exceeded Track Limits - Turn 18
14.12.17	52 J. ALCOBA	#52 Lap Time Cancelled [1'37.883] - Exceeded Track Limits - Turn 18
14.12.19	70 J. WHATLEY	#70 Course Cutting at Turn 17 Under Investigation
14.15.37	70 J. WHATLEY	#70 Course Cutting at Turn 17 - No Further Action
14.18.05	25 O. KONIG	#25 Lap Time Cancelled [1'39.623] - Exceeded Track Limits - Turn 18
14.18.35	10 L. TACCINI	#10 Lap Time Cancelled [1'39.326] - Exceeded Track Limits - Turn 18
14.19.09	54 R. ROSSI	#54 Lap Time Cancelled [1'40.471] - Exceeded Track Limits - Turn 18
14.19.35	7 F. FARIOLI	#7 Lap Time Cancelled [1'38.489] - Exceeded Track Limits - Turn 18
14.20.06	88 A. GIOMBINI	#88 Lap Time Cancelled [1'40.859] - Exceeded Track Limits - Turn 18
14.20.59		2/3 of Race Distance Completed
14.21.28		Double Yellow Flag Out - Turn 5
14.21.30		Yellow Flag Out - Turn 5
14.21.38	37 R. GARCIA	#37 Crashed - Turn 5
14.21.39		Double Yellow Flag Out - Turn 5
14.21.49		RED FLAG
14.21.50	16 A. ZACCONE	#16 Lap Time Cancelled [1'38.139] - Exceeded Track Limits - Turn 18
14.21.51		Double Yellow Flag In - Turn 5
14.21.51		Riders Under Yellow Flag at Turn 5: #64 #3 #50 #60 #24 #4 #19 #70
14.22.00	4 J. KENNEDY	#4 On the Gravel - Rejoined - Turn 5
14.22.11		RED FLAG
14.22.24	40 M. CASADEI	#40 Lap Time Cancelled [1'38.430] - Exceeded Track Limits - Turn 18
14.22.43		Incident at turn 5 - Under Investigation
14.24.09		Incident at turn 5 - No further action
14.25.18	37 R. GARCIA	#37 Medical Centre
14.26.22		End of Session

19/04/2026 14:01 14:26 The results are provisional until the end of the time limit for protests and appeals and the completion of the technical checks.

Clerk Of The Course: **Roland Brontsema**
Publication Time: **14:30**

These data/results cannot be reproduced, stored and/or transmitted in whole or in part by any manner of electronic, mechanical, photocopying, recording, broadcasting or otherwise now known or herein after developed without the previous express consent by the copyright owner, except for reproduction in daily press and regular printed publications on sale to the public within 60 days of the event related to those data/results and always provided that copyright symbol appears together as follows below.

© DORNA WSBK ORGANIZATION Srl 2026



Pirelli Dutch Round, 17-19 April 2026
Riders Standings

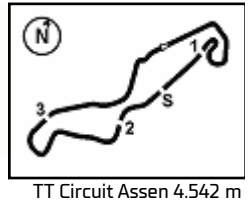
TT Circuit Assen 4.542 m

	Points	Points From First	Points From Previous	February 22 PHILLIP ISLAND	March 29 PORTIMAO	April 19 ASSEN	May 3 BALATON	May 17 MOST	May 31 ARAGON	June 14 MISANO	July 12 DONINGTON	September 6 MAGNY-COURS	September 27 CREMONA	October 11 ESTORIL	October 18 JEREZ				
1 MASIA Jaume [ESP]	106			25 6 1 2	20 20 1 1	25 10 1 1													
2 ARENAS Albert [ESP]	105	1		13 25 4 1	11 16 2 2	20 20 2 2													
3 OETTL Philipp [GER]	79	27	26	20 5 2 4	10 10 3 4	9 25 4 3													
4 DEBISE Valentin [FRA]	72	34	7		25 25 6 3	13 9 3 4													
5 MAHIAS Lucas [FRA]	54	52	18	8 13	16 13 8 6	11 6 5 5													
6 ONCU Can [TUR]	52	54	2	11 11 5 6	8 10	6 16 8 6													
7 ZACCONE Alessandro [ITA]	50	56	2	8 9 8 8	8 6 6 7	8 11 7 7													
8 ALCOBA Jeremy [ESP]	43	63	7	6 7 10 10	6 9 12 9	7 8 9 8													
9 GARCIA Roberto [ESP]	41	65	2	7 10 9 8	13 11 4 5	6 9													
10 BOOTH-AMOS Tom [GBR]	38	68	3	1 19	4 4 20 15	16 13 11 10													
11 FERRARI Matteo [ITA]	32	74	6	10 16 6 3	1 5	2 3 10 11													
12 MAHENDRA Aldi [INA]	26	80	6	3 20 13 5	9 11	1 2 12 12													
13 BAYLISS Oli [AUS]	20	86	6	16 4 3 7	11 12	13 13													
14 JESPERSEN Simon [DEN]	19	87	1	4 12	3 2 17 15	5 5 16 14													
15 AEGERTER Dominique [SUI]	16	90	3		5 20	10 1 15 15													
16 PEROLARI Corentin [FRA]	16	90	0		9 7 14 13	14 15													
17 CASADEI Mattia [ITA]	15	91	1		5 21	3 7 22 17													
18 FARIOLI Filippo [ITA]	14	92	1	1 3 15 15	2 18	4 4 18 18													
19 GIOMBINI Andrea [ITA]	13	93	1	13 10	13 14	17 19													
20 VOSTATEK Ondrej [CZE]	9	97	4	9 7	12 14	15 19	20												
21 CARICASULO Federico [ITA]	9	97	0	2 14	7 17	14 15	19 20												
22 WHATLEY Josh [GBR]	9	97	0	5 11	1 3 14	19 20													
23 CARDELUS Xavi [AND]	2	104	7	2 17	22 23	23 23													

19/04/2026 First Line: Championship Standings - Second Line: Ranking Progression

These data/results cannot be reproduced, stored and/or transmitted in whole or in part by any manner of electronic, mechanical, photocopying, recording, broadcasting or otherwise now known or herein after developed without the previous express consent by the copyright owner, except for reproduction in daily press and regular printed publications on sale to the public within 60 days of the event related to those data/results and always provided that copyright symbol appears together as follows below.

© DORNA WSBK ORGANIZATION Srl 2026

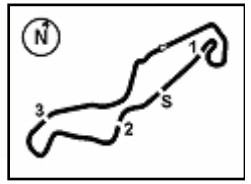


Pirelli Dutch Round, 17-19 April 2026
Riders Standings

Points	Points From First	Points From Previous	WorldSSP Challenge																
			March 29 PORTIMAO	April 19 ASSEN	May 3 BALATON	May 17 MOST	May 31 ARAGON	June 14 MISANO	July 12 DONINGTON	September 6 MAGNY-COURS	September 27 CREMONA	October 11 ESTORIL	October 18 JEREZ						
1 PEROLARI Corentin (FRA)	16		9	7															
			1	1															

19/04/2026 First Line: Championship Standings - Second Line: Ranking Progression
 These data/results cannot be reproduced, stored and/or transmitted in whole or in part by any manner of electronic, mechanical, photocopying, recording, broadcasting or otherwise now known or herein after developed without the previous express consent by the copyright owner, except for reproduction in daily press and regular printed publications on sale to the public within 60 days of the event related to those data/results and always provided that copyright symbol appears together as follows below.
 © DORNA WSBK ORGANIZATION Srl 2026





TT Circuit Assen 4.542 m

Pirelli Dutch Round, 17-19 April 2026
Manufacturers Standings

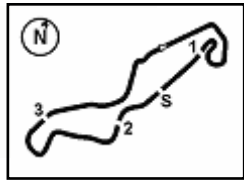
	Points	Points From First	Points From Previous	February 22 PHILLIP ISLAND	March 29 PORTIMAO	April 19 ASSEN	May 3 BALATON	May 17 MOST	May 31 ARAGON	June 14 MISANO	July 12 DONINGTON	September 6 MAGNY-COURS	September 27 CREMONA	October 11 ESTORIL	October 18 JEREZ			
1 DUCATI	131			25 16 1 1	20 20 1 1	25 25 1 1												
2 YAMAHA	110	21		13 25 3 2	16 16 2 2	20 20 2 2												
3 ZXMOTO	74	57	36	2 5 6	25 25 3 3	13 9 3 3												
4 TRIUMPH	57	74	17	16 4 2 3	4 4 4 4	16 13 4 4												
5 KAWASAKI	46	85	11	6 7 4 4	6 9 5 4	10 8 5 5												
6 HONDA	16	115	30		9 7 7 6	6 6												
7 MV AGUSTA	13	118	3	13 4	6 7	7 7												

19/04/2026

First Line: Championship Standings - Second Line: Ranking Progression

These data/results cannot be reproduced, stored and/or transmitted in whole or in part by any manner of electronic, mechanical, photocopying, recording, broadcasting or otherwise now known or herein after developed without the previous express consent by the copyright owner, except for reproduction in daily press and regular printed publications on sale to the public within 60 days of the event related to those data/results and always provided that copyright symbol appears together as follows below.

© DORNA WSBK ORGANIZATION Srl 2026



TT Circuit Assen 4.542 m

Pirelli Dutch Round, 17-19 April 2026
Teams Standings

	February 22 PHILIP ISLAND	March 29 PORTIMAO	April 19 ASSEN	May 3 BALATON	May 17 MIST	May 31 ARAGON	June 14 MISANO	July 12 DONINGTON	September 6 MAGNY-COURS	September 27 CREMONA	October 11 ESTORIL	October 18 JEREZ		
1 AS BLU CRU Racing Team	131													
ARENAS Albert	105	13	25	11	16	20	20							
MAHENDRA Aldi	26	3	20			1	2							
2 Orelac Racing Verdnatura	115 [-16]													
MASIA Jaume	106	25	6	20	20	25	10							
WHATLEY Josh	9	5		1	3									
3 GMT94 Yamaha	95 [-36]													
MAHIAS Lucas	54		8	16	13	11	6							
GARCIA Roberto	41	7	10	13	11									
4 EASTROC ZXMMOTO Evan Bros Factory	81 [-50]													
DEBISE Valentin	72			25	25	13	9							
CARICASULO Federico	9	2		7										
5 Feel Racing WorldSSP Team	79 [-52]													
DETTL Philipp	79	20	5	10	10	9	25							
6 Kawasaki WorldSSP Team	59 [-72]													
ALCOBA Jeremy	43	6	7	6	9	7	8							
AEGERTER Dominique	16			5		10	1							
7 PTR Triumph Factory Racing	58 [-73]													
BOOTH-AMOS Tom	38		1	4	4	16	13							
BAYLISS Oli	20	16	4											
8 Pata Yamaha Ten Kate Racing	52 [-79]													
ONCU Can	52	11	11		8	6	16							
9 Ecosantagata Althea Racing Team	50 [-81]													
ZACCONI Alessandro	50	8	9	8	6	8	11							
10 WRP Racing	32 [-99]													
FERRARI Matteo	32	10	16		1	2	3							
11 EAB Racing Team	19 [-112]													
JESPERSEN Simon	19	4		3	2	5	5							
12 Honda Racing World Supersport	16 [-115]													
PEROLARI Corentin	16			9	7									
13 D34G WorldSSP Racing Team	15 [-116]													
CASADEI Mattia	15			5	3	7								
14 VFT Racing Yamaha	14 [-117]													
FARIOLI Filippo	14	1	3	2		4	4							
15 Motozoo by Madforce Dubai	13 [-118]													
GIOMBINI Andrea	13		13											
16 Compos Racing Team	9 [-122]													
VOSTATEK Ondrej	9	9												
17 Cerba Yamaha Racing Team	2 [-129]													
CARDELUS Xavi	2	2												

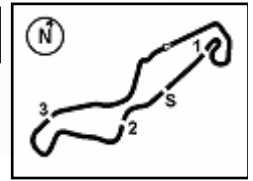
19/04/2026

These data/results cannot be reproduced, stored and/or transmitted in whole or in part by any manner of electronic, mechanical, photocopying, recording, broadcasting or otherwise now known or herein after developed without the previous express consent by the copyright owner, except for reproduction in daily press and regular printed publications on sale to the public within 60 days of the event related to those data/results and always provided that copyright symbol appears together as follows below.

© DORNA WSBK ORGANIZATION Srl 2026

FICR PERUGIA TIMING





Pirelli Dutch Round, 17-19 April 2026
Pirelli Best Lap Award

	Points	Points From First	Points From Previous	February 22 PHILLIP ISLAND	March 29 PORTIMAO	April 19 ASSEN	May 3 BALATON	May 17 MOST	May 31 ARAGON	June 14 MISANO	July 12 DONINGTON	September 6 MAGNY-COURS	September 27 CREMONA	October 11 ESTORIL	October 18 JEREZ			
1 BOOTH-AMOS Tom (GBR)	1					1												
2 ARENAS Albert (ESP)	1	0				1												
3 MAHIAS Lucas (FRA)	1	0	0		1													
4 DEBISE Valentin (FRA)	1	0	0		1													
5 BAYLISS Oli (AUS)	1	0	0	1														
6 MASIA Jaume (ESP)	1	0	0	1														

19/04/2026 First Line: Race 1 & 2

These data/results cannot be reproduced, stored and/or transmitted in whole or in part by any manner of electronic, mechanical, photocopying, recording, broadcasting or otherwise now known or herein after developed without the previous express consent by the copyright owner, except for reproduction in daily press and regular printed publications on sale to the public within 60 days of the event related to those data/results and always provided that copyright symbol appears together as follows below.

© DORNA WSBK ORGANIZATION Srl 2026

Pirelli Dutch Round, 17-19 April 2026
Best Sectors & Speed Race 2

RESULTS			LL	Int.	
1	54	R. ROSSI	Ducati Panigale V2	12	FL
2	91	B. JIMENEZ	Ducati Panigale V2	12	FL
3	88	A. GIOMBINI	MV Agusta F3 800 RR	12	FL
4	22	A. CARRASCO	Honda CBR600RR	12	FL
5	73	J. CRETARO	MV Agusta F3 800 RR	12	FL
6	65	P. OETTL	Ducati Panigale V2	12	I2
7	75	A. ARENAS	Yamaha YZF-R9	12	I2
8	61	C. ONCU	Yamaha YZF-R9	12	I2
9	69	T. BOOTH-AMOS	Triumph Street Triple 765 RS	12	I2
10	16	A. ZACCONE	Ducati Panigale V2	12	I2
11	5	J. MASIA	Ducati Panigale V2	12	I2
12	53	V. DEBISE	ZXMOTO 820RR	12	I2
13	52	J. ALCOBA	Kawasaki ZX-6R 636	12	I2
14	40	M. CASADEI	Ducati Panigale V2	12	I2
15	94	L. MAHIAS	Yamaha YZF-R9	12	I2
16	43	S. JESPERSEN	Ducati Panigale V2	12	I2
17	7	F. FARIOLI	Yamaha YZF-R9	12	I2
18	11	M. FERRARI	Ducati Panigale V2	12	I2
19	57	A. MAHENDRA	Yamaha YZF-R9	12	SPD
20	77	D. AEGERTER	Kawasaki ZX-6R 636	12	SPD
21	64	F. CARICASULO	ZXMOTO 820RR	12	SPD
22	3	R. DE ROSA	QJMOTOR SRK 800 RS	12	SPD
23	50	D. VOSTATEK	Triumph Street Triple 765 RS	12	SPD
24	60	D. GEIGER	Yamaha YZF-R9	12	SPD
25	24	M. RAMIREZ	QJMOTOR SRK 800 RS	12	I1
26	4	J. KENNEDY	Honda CBR600RR	12	FL1
27	19	A. KOFLER	Yamaha YZF-R9	12	FL1
28	70	J. WHATLEY	Ducati Panigale V2	12	FL1
29	10	L. TACCINI	Ducati Panigale V2	12	FL1
30	25	O. KONIG	Triumph Street Triple 765 RS	12	FL1
31	20	X. CARDELLUS	Yamaha YZF-R9	12	FL1
32	31	Y. OKAMOTO	Yamaha YZF-R9	12	FL1
NC	37	R. GARCIA	Yamaha YZF-R9	12	
RET	32	O. BAYLISS	Triumph Street Triple 765 RS	2	

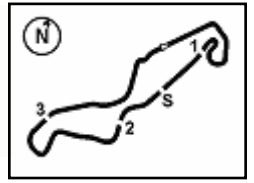
SPEED				
1	69	T. BOOTH-AMOS	Triumph Street Triple 765 RS	267,3
2	60	D. GEIGER	Yamaha YZF-R9	264,1
3	52	J. ALCOBA	Kawasaki ZX-6R 636	264,1
4	11	M. FERRARI	Ducati Panigale V2	263,4
5	40	M. CASADEI	Ducati Panigale V2	261,5
6	43	S. JESPERSEN	Ducati Panigale V2	261,5
7	5	J. MASIA	Ducati Panigale V2	260,9
8	65	P. OETTL	Ducati Panigale V2	260,9
9	77	D. AEGERTER	Kawasaki ZX-6R 636	260,2
10	53	V. DEBISE	ZXMOTO 820RR	259,6
11	57	A. MAHENDRA	Yamaha YZF-R9	259,6
12	16	A. ZACCONE	Ducati Panigale V2	259,0
13	32	O. BAYLISS	Triumph Street Triple 765 RS	257,8
14	94	L. MAHIAS	Yamaha YZF-R9	257,8
15	7	F. FARIOLI	Yamaha YZF-R9	257,8
16	64	F. CARICASULO	ZXMOTO 820RR	257,1
17	37	R. GARCIA	Yamaha YZF-R9	257,1
18	10	L. TACCINI	Ducati Panigale V2	257,1
19	3	R. DE ROSA	QJMOTOR SRK 800 RS	256,5
20	24	M. RAMIREZ	QJMOTOR SRK 800 RS	256,5
21	75	A. ARENAS	Yamaha YZF-R9	255,9
22	61	C. ONCU	Yamaha YZF-R9	255,9
23	70	J. WHATLEY	Ducati Panigale V2	254,1
24	91	B. JIMENEZ	Ducati Panigale V2	254,1
25	54	R. ROSSI	Ducati Panigale V2	253,5
26	20	X. CARDELLUS	Yamaha YZF-R9	253,5
27	25	O. KONIG	Triumph Street Triple 765 RS	252,3
28	88	A. GIOMBINI	MV Agusta F3 800 RR	252,3
29	50	D. VOSTATEK	Triumph Street Triple 765 RS	251,7
30	31	Y. OKAMOTO	Yamaha YZF-R9	251,7
31	4	J. KENNEDY	Honda CBR600RR	251,2
32	19	A. KOFLER	Yamaha YZF-R9	250,6
33	73	J. CRETARO	MV Agusta F3 800 RR	250,6
34	22	A. CARRASCO	Honda CBR600RR	248,3

SEG. 1			SEG. 2			SEG. 3			SEG. 4						
1	69	T. BOOTH-AMOS	31.837	1	69	T. BOOTH-AMOS	15.365	1	53	V. DEBISE	27.242	1	69	T. BOOTH-AMOS	22.281
2	52	J. ALCOBA	31.868	2	16	A. ZACCONE	15.386	2	40	M. CASADEI	27.317	2	43	S. JESPERSEN	22.342
3	75	A. ARENAS	31.871	3	52	J. ALCOBA	15.463	3	94	L. MAHIAS	27.333	3	5	J. MASIA	22.377
4	94	L. MAHIAS	31.877	4	57	A. MAHENDRA	15.481	4	37	R. GARCIA	27.351	4	40	M. CASADEI	22.420
5	65	P. OETTL	31.880	5	5	J. MASIA	15.495	5	11	M. FERRARI	27.379	5	61	C. ONCU	22.427
6	61	C. ONCU	31.910	6	65	P. OETTL	15.527	6	57	A. MAHENDRA	27.388	6	94	L. MAHIAS	22.444
7	53	V. DEBISE	31.951	7	40	M. CASADEI	15.535	7	52	J. ALCOBA	27.397	7	75	A. ARENAS	22.464
8	7	F. FARIOLI	31.961	8	11	M. FERRARI	15.544	8	61	C. ONCU	27.398	8	37	R. GARCIA	22.464
9	43	S. JESPERSEN	31.965	9	37	R. GARCIA	15.555	9	65	P. OETTL	27.410	9	7	F. FARIOLI	22.465
10	77	D. AEGERTER	32.002	10	53	V. DEBISE	15.566	10	5	J. MASIA	27.419	10	57	A. MAHENDRA	22.474
11	57	A. MAHENDRA	32.005	11	77	D. AEGERTER	15.567	11	69	T. BOOTH-AMOS	27.423	11	65	P. OETTL	22.474
12	50	D. VOSTATEK	32.023	12	43	S. JESPERSEN	15.567	12	7	F. FARIOLI	27.424	12	53	V. DEBISE	22.474
13	37	R. GARCIA	32.035	13	61	C. ONCU	15.570	13	75	A. ARENAS	27.435	13	52	J. ALCOBA	22.486
14	11	M. FERRARI	32.039	14	94	L. MAHIAS	15.581	14	16	A. ZACCONE	27.456	14	11	M. FERRARI	22.513
15	5	J. MASIA	32.040	15	7	F. FARIOLI	15.613	15	3	R. DE ROSA	27.467	15	16	A. ZACCONE	22.534
16	40	M. CASADEI	32.071	16	75	A. ARENAS	15.616	16	77	D. AEGERTER	27.483	16	77	D. AEGERTER	22.550
17	3	R. DE ROSA	32.074	17	24	M. RAMIREZ	15.703	17	60	D. GEIGER	27.490	17	64	F. CARICASULO	22.566
18	64	F. CARICASULO	32.110	18	10	L. TACCINI	15.704	18	50	D. VOSTATEK	27.506	18	31	Y. OKAMOTO	22.763
19	16	A. ZACCONE	32.155	19	60	D. GEIGER	15.712	19	43	S. JESPERSEN	27.507	19	3	R. DE ROSA	22.785
20	60	D. GEIGER	32.168	20	64	F. CARICASULO	15.718	20	4	J. KENNEDY	27.519	20	60	D. GEIGER	22.792
21	91	B. JIMENEZ	32.220	21	3	R. DE ROSA	15.725	21	20	X. CARDELLUS	27.578	21	10	L. TACCINI	22.817
22	20	X. CARDELLUS	32.248	22	70	J. WHATLEY	15.772	22	24	M. RAMIREZ	27.620	22	50	D. VOSTATEK	22.830
23	24	M. RAMIREZ	32.309	23	50	D. VOSTATEK	15.790	23	64	F. CARICASULO	27.639	23	70	J. WHATLEY	22.856
24	25	O. KONIG	32.368	24	32	O. BAYLISS	15.808	24	19	A. KOFLER	27.673	24	4	J. KENNEDY	22.908
25	4	J. KENNEDY	32.377	25	31	Y. OKAMOTO	15.825	25	70	J. WHATLEY	27.684	25	20	X. CARDELLUS	22.973
26	10	L. TACCINI	32.486	26	4	J. KENNEDY	15.832	26	32	O. BAYLISS	27.702	26	24	M. RAMIREZ	22.980
27	19	A. KOFLER	32.503	27	88	A. GIOMBINI	15.890	27	31	Y. OKAMOTO	27.765	27	19	A. KOFLER	23.021
28	88	A. GIOMBINI	32.596	28	20	X. CARDELLUS	15.890	28	91	B. JIMENEZ	27.802	28	32	O. BAYLISS	23.100
29	54	R. ROSSI	32.629	29	91	B. JIMENEZ	15.910	29	10	L. TACCINI	27.851	29	25	O. KONIG	23.171
30	31	Y. OKAMOTO	32.644	30	19	A. KOFLER	15.932	30	54	R. ROSSI	27.858	30	91	B. JIMENEZ	23.242
31	70	J. WHATLEY	32.708	31	25	O. KONIG	15.940	31	25	O. KONIG	27.896	31	54	R. ROSSI	23.308
32	73	J. CRETARO	32.804	32	73	J. CRETARO	15.983	32	88	A. GIOMBINI	27.908	32	22	A. CARRASCO	23.379
33	22	A. CARRASCO	32.812	33	54	R. ROSSI	16.078	33	73	J. CRETARO	27.935	33	88	A. GIOMBINI	23.419
34	32	O. BAYLISS	33.874	34	22	A. CARRASCO	16.188	34	22	A. CARRASCO	28.020	34	73	J. CRETARO	23.449

19/04/2026

These data/results cannot be reproduced, stored and/or transmitted in whole or in part by any manner of electronic, mechanical, photocopying, recording, broadcasting or otherwise now known or herein after developed without the previous express consent by the copyright owner, except for reproduction in daily press and regular printed publications on sale to the public within 60 days of the event related to those data/results and always provided that copyright symbol appears together as follows below.

© DORNA WSBK ORGANIZATION Srl 2026



TT Circuit Assen 4.542 m

Pirelli Dutch Round, 17-19 April 2026
Lap Chart Race 2

		Lap											
	1	2	3	4	5	6	7	8	9	10	11	12	
1	75	61	61	61	61	16	61	61	61	65	65	65	
2	61	75	40	16	16	61	16	65	65	16	75	75	
3	5	40	75	75	75	75	16	16	75	16	61	61	
4	40	94	94	94	94	94	65	75	75	61	61	16	
5	94	5	16	40	65	65	94	53	40	53	69	69	
6	43	57	5	65	40	40	53	40	53	69	53	5	
7	65	65	65	5	53	53	40	94	69	5	5	53	
8	53	16	53	53	52	5	5	5	5	40	40	52	
9	57	53	77	52	5	52	52	69	52	94	52	40	
10	69	43	52	77	77	7	69	52	94	52	43	43	
11	16	77	43	7	7	69	43	43	43	43	94	94	
12	7	69	69	43	69	43	7	7	7	7	7	7	
13	77	52	3	69	43	77	11	11	11	11	11	11	
14	52	7	7	3	57	11	77	37	37	37	37	37	
15	37	3	57	57	11	57	57	77	77	77	57	57	
16	3	11	37	37	37	37	37	57	57	57	77	77	
17	11	37	11	11	3	3	3	3	3	3	64	64	
18	64	64	64	64	64	64	64	64	64	64	3	3	
19	32	32	50	50	50	50	50	50	50	50	50	50	
20	19	50	24	24	60	60	60	60	60	60	60	60	
21	50	24	60	60	24	24	24	24	24	24	4	4	
22	24	19	4	4	4	4	4	4	4	4	24	24	
23	4	4	19	19	19	19	19	19	19	19	19	19	
24	60	60	70	70	70	70	70	70	70	70	70	70	
25	70	70	25	25	25	25	25	25	25	25	25	10	
26	31	25	10	10	10	10	20	10	10	10	10	25	
27	54	20	20	20	20	20	10	20	20	20	20	20	
28	25	10	54	54	54	31	31	31	31	31	31	31	
29	10	54	31	31	31	54	54	54	54	54	54	54	
30	20	31	88	88	88	88	88	88	88	91	91	91	
31	88	88	22	22	91	91	91	91	91	88	88	88	
32	91	91	91	91	22	22	22	22	22	22	22	22	
33	22	22	73	73	73	73	73	73	73	73	73	73	
34	73	73											

19/04/2026

These data/results cannot be reproduced, stored and/or transmitted in whole or in part by any manner of electronic, mechanical, photocopying, recording, broadcasting or otherwise now known or herein after developed without the previous express consent by the copyright owner, except for reproduction in daily press and regular printed publications on sale to the public within 60 days of the event related to those data/results and always provided that copyright symbol appears together as follows below.

© DORNA WSBK ORGANIZATION Srl 2026



Pirelli Dutch Round, 17-19 April 2026
Lap Chart Race 2

2 / 4

Lap 1		
1	75	A.Arenas 1'52.859
2	61	C.Oncu 0.338
3	5	J.Masia 0.625
4	40	M.Casadei 0.759
5	94	L.Mahias 0.870
6	43	S.Jespersen 1.115
7	65	P.Oetl 1.179
8	53	V.Debise 1.250
9	57	A.Mahendra 1.509
10	69	T.Booth-Amos 1.785
11	16	A.Zacccone 2.202
12	7	F.Farioli 2.270
13	77	D.Aegerter 2.460
14	52	J.Alcoba 2.870
15	37	R.Garcia 3.025
16	3	R.De Rosa 3.104
17	11	M.Ferrari 3.258
18	64	F.Caricasulo 3.725
19	32	O.Bayliss 3.758
20	19	A.Kofler 5.511
21	50	O.Vostatek 5.908
22	24	M.Ramirez 6.808
23	4	J.Kennedy 6.948
24	60	D.Geiger 7.247
25	70	J.Whatley 7.253
26	31	Y.Okamoto 8.594
27	54	R.Rossi 9.051
28	25	O.Konig 9.438
29	10	L.Taccini 9.596
30	20	X.Cardelus 9.601
31	88	A.Giombini 12.313
32	91	B.Jimenez 12.448
33	22	A.Carrasco 12.470
34	73	J.Cretaro 13.250

1	61	C.Oncu 5'16.627
2	40	M.Casadei 0.486
3	75	A.Arenas 0.531
4	94	L.Mahias 0.584
5	16	A.Zacccone 0.778
6	5	J.Masia 1.098
7	65	P.Oetl 1.241
8	53	V.Debise 1.752
9	77	D.Aegerter 2.020
10	52	J.Alcoba 2.197
11	43	S.Jespersen 2.282
12	69	T.Booth-Amos 2.650
13	3	R.De Rosa 2.770
14	7	F.Farioli 3.041
15	57	A.Mahendra 3.242
16	37	R.Garcia 3.540
17	11	M.Ferrari 4.081
18	64	F.Caricasulo 4.181
19	50	O.Vostatek 9.420
20	24	M.Ramirez 9.503
21	60	D.Geiger 9.554
22	4	J.Kennedy 9.666
23	19	A.Kofler 10.374
24	70	J.Whatley 11.277
25	25	O.Konig 15.069
26	10	L.Taccini 17.633
27	20	X.Cardelus 17.951
28	54	R.Rossi 18.849
29	31	Y.Okamoto 19.291
30	88	A.Giombini 21.437
31	22	A.Carrasco 23.355
32	91	B.Jimenez 23.891
33	73	J.Cretaro 26.152

4	94	L.Mahias 0.427
5	65	P.Oetl 0.623
6	40	M.Casadei 0.895
7	53	V.Debise 0.954
8	52	J.Alcoba 1.869
9	5	J.Masia 1.906
10	77	D.Aegerter 2.850
11	7	F.Farioli 3.088
12	69	T.Booth-Amos 3.297
13	43	S.Jespersen 3.478
14	57	A.Mahendra 4.028
15	11	M.Ferrari 4.340
16	37	R.Garcia 4.580
17	3	R.De Rosa 5.182
18	64	F.Caricasulo 5.367
19	50	O.Vostatek 11.582
20	60	D.Geiger 11.723
21	24	M.Ramirez 11.912
22	4	J.Kennedy 12.084
23	19	A.Kofler 13.209
24	70	J.Whatley 15.791
25	25	O.Konig 18.014
26	10	L.Taccini 20.436
27	20	X.Cardelus 20.806
28	54	R.Rossi 24.985
29	31	Y.Okamoto 25.101
30	88	A.Giombini 26.950
31	91	B.Jimenez 30.391
32	22	A.Carrasco 30.527
33	73	J.Cretaro 32.565

7	40	M.Casadei 0.780
8	5	J.Masia 1.102
9	52	J.Alcoba 1.255
10	69	T.Booth-Amos 2.379
11	43	S.Jespersen 2.789
12	7	F.Farioli 2.925
13	11	M.Ferrari 3.936
14	77	D.Aegerter 4.015
15	57	A.Mahendra 4.091
16	37	R.Garcia 4.221
17	3	R.De Rosa 4.908
18	64	F.Caricasulo 6.187
19	50	O.Vostatek 12.374
20	60	D.Geiger 12.555
21	24	M.Ramirez 13.146
22	4	J.Kennedy 13.255
23	19	A.Kofler 17.019
24	70	J.Whatley 19.022
25	25	O.Konig 21.455
26	20	X.Cardelus 23.423
27	10	L.Taccini 23.587
28	31	Y.Okamoto 28.986
29	54	R.Rossi 29.694
30	88	A.Giombini 31.381
31	91	B.Jimenez 33.474
32	22	A.Carrasco 36.088
33	73	J.Cretaro 37.961

Lap 2		
1	61	C.Oncu 3'36.109
2	75	A.Arenas 0.117
3	40	M.Casadei 0.330
4	94	L.Mahias 0.419
5	5	J.Masia 0.728
6	57	A.Mahendra 0.901
7	65	P.Oetl 0.966
8	16	A.Zacccone 1.589
9	53	V.Debise 1.955
10	43	S.Jespersen 1.972
11	77	D.Aegerter 2.341
12	69	T.Booth-Amos 2.741
13	52	J.Alcoba 2.785
14	7	F.Farioli 2.890
15	3	R.De Rosa 2.980
16	11	M.Ferrari 3.748
17	37	R.Garcia 3.851
18	64	F.Caricasulo 4.464
19	32	O.Bayliss 5.731
20	50	O.Vostatek 7.814
21	24	M.Ramirez 8.282
22	19	A.Kofler 8.435
23	4	J.Kennedy 8.566
24	60	D.Geiger 8.661
25	70	J.Whatley 9.820
26	25	O.Konig 13.087
27	20	X.Cardelus 14.548
28	10	L.Taccini 14.640
29	54	R.Rossi 14.888
30	31	Y.Okamoto 15.134
31	88	A.Giombini 17.950
32	91	B.Jimenez 18.682
33	22	A.Carrasco 18.772
34	73	J.Cretaro 21.552

Lap 4		
1	61	C.Oncu 6'55.640
2	16	A.Zacccone 0.499
3	75	A.Arenas 0.609
4	94	L.Mahias 0.799
5	40	M.Casadei 1.101
6	65	P.Oetl 1.207
7	5	J.Masia 1.455
8	53	V.Debise 1.495
9	52	J.Alcoba 2.437
10	77	D.Aegerter 2.864
11	7	F.Farioli 3.352
12	43	S.Jespersen 3.358
13	69	T.Booth-Amos 3.425
14	3	R.De Rosa 3.593
15	57	A.Mahendra 3.997
16	37	R.Garcia 4.072
17	11	M.Ferrari 4.267
18	64	F.Caricasulo 4.480
19	50	O.Vostatek 10.660
20	24	M.Ramirez 10.800
21	60	D.Geiger 10.954
22	4	J.Kennedy 11.194
23	19	A.Kofler 11.809
24	70	J.Whatley 13.580
25	25	O.Konig 16.663
26	10	L.Taccini 19.371
27	20	X.Cardelus 19.636
28	54	R.Rossi 21.772
29	31	Y.Okamoto 22.053
30	88	A.Giombini 24.283
31	22	A.Carrasco 27.721
32	91	B.Jimenez 27.936
33	73	J.Cretaro 29.846

Lap 6		
1	16	A.Zacccone 10'12.272
2	61	C.Oncu 0.232
3	75	A.Arenas 0.286
4	94	L.Mahias 0.430
5	65	P.Oetl 0.657
6	40	M.Casadei 1.003
7	53	V.Debise 1.055
8	5	J.Masia 1.492
9	52	J.Alcoba 1.722
10	7	F.Farioli 2.974
11	69	T.Booth-Amos 3.038
12	43	S.Jespersen 3.197
13	77	D.Aegerter 3.678
14	11	M.Ferrari 4.391
15	57	A.Mahendra 4.532
16	37	R.Garcia 4.906
17	3	R.De Rosa 5.200
18	64	F.Caricasulo 6.053
19	50	O.Vostatek 12.100
20	60	D.Geiger 12.305
21	24	M.Ramirez 12.553
22	4	J.Kennedy 12.918
23	19	A.Kofler 15.263
24	70	J.Whatley 17.584
25	25	O.Konig 19.654
26	10	L.Taccini 21.685
27	20	X.Cardelus 22.011
28	31	Y.Okamoto 27.451
29	54	R.Rossi 27.713
30	88	A.Giombini 29.232
31	91	B.Jimenez 31.902
32	22	A.Carrasco 33.154
33	73	J.Cretaro 35.143

Lap 8		
1	61	C.Oncu 13'28.793
2	65	P.Oetl 0.118
3	16	A.Zacccone 0.376
4	75	A.Arenas 0.445
5	53	V.Debise 0.554
6	40	M.Casadei 0.807
7	94	L.Mahias 0.915
8	5	J.Masia 1.150
9	69	T.Booth-Amos 1.390
10	52	J.Alcoba 1.509
11	43	S.Jespersen 2.504
12	7	F.Farioli 2.708
13	11	M.Ferrari 4.170
14	37	R.Garcia 4.277
15	77	D.Aegerter 4.310
16	57	A.Mahendra 4.512
17	3	R.De Rosa 5.242
18	64	F.Caricasulo 6.382
19	50	O.Vostatek 12.933
20	60	D.Geiger 13.049
21	24	M.Ramirez 13.805
22	4	J.Kennedy 13.884
23	19	A.Kofler 18.516
24	70	J.Whatley 20.467
25	25	O.Konig 22.898
26	10	L.Taccini 24.605
27	20	X.Cardelus 24.936
28	31	Y.Okamoto 30.199
29	54	R.Rossi 31.685
30	88	A.Giombini 33.497
31	91	B.Jimenez 35.016
32	22	A.Carrasco 39.338
33	73	J.Cretaro 40.816

Lap 3		
1	61	C.Oncu 8'34.091
2	16	A.Zacccone 0.182
3	75	A.Arenas 0.332

Lap 7		
1	61	C.Oncu 11'50.659
2	16	A.Zacccone 0.361
3	75	A.Arenas 0.398
4	65	P.Oetl 0.419
5	94	L.Mahias 0.465
6	53	V.Debise 0.507

Lap 9		
1	61	C.Oncu 15'07.180
2	65	P.Oetl 0.071
3	16	A.Zacccone 0.296
4	75	A.Arenas 0.696
5	40	M.Casadei 0.734
6	53	V.Debise 0.913
7	69	T.Booth-Amos 1.022
8	5	J.Masia 1.146
9	52	J.Alcoba 1.655

19/04/2026
These data/results cannot be reproduced, stored and/or transmitted in whole or in part by any manner of electronic, mechanical, photocopying, recording, broadcasting or otherwise now known or herein after developed without the previous express consent by the copyright owner, except for reproduction in daily press and regular printed publications on sale to the public within 60 days of the event related to those data/results and always provided that copyright symbol appears together as follows below.
© DORNA WSBK ORGANIZATION Srl 2026

Pirelli Dutch Round, 17-19 April 2026
Lap Chart Race 2

3 / 4

10	94 L.Mahias	1.690	13	11 M.Ferrari	3.668
11	43 S.Jespersen	1.809	14	37 R.Garcia	4.056
12	7 F.Farioli	2.026	15	57 A.Mahendra	4.810
13	11 M.Ferrari	3.542	16	77 D.Aegerter	5.117
14	37 R.Garcia	3.795	17	64 F.Caricasulo	7.849
15	77 D.Aegerter	4.017	18	3 R.De Rosa	8.445
16	57 A.Mahendra	4.116	19	50 O.Vostatek	14.487
17	3 R.De Rosa	5.294	20	60 D.Geiger	14.993
18	64 F.Caricasulo	6.280	21	4 J.Kennedy	17.862
19	50 O.Vostatek	12.917	22	24 M.Ramirez	18.354
20	60 D.Geiger	13.108	23	19 A.Kofler	24.210
21	24 M.Ramirez	14.379	24	70 J.Whatley	24.386
22	4 J.Kennedy	14.458	25	25 O.Konig	28.180
23	19 A.Kofler	19.928	26	10 L.Taccini	28.224
24	70 J.Whatley	21.213	27	20 X.Cardelus	28.572
25	25 O.Konig	24.134	28	31 Y.Okamoto	34.297
26	10 L.Taccini	25.544	29	54 R.Rossi	39.049
27	20 X.Cardelus	25.857	30	91 B.Jimenez	40.353
28	31 Y.Okamoto	31.144	31	88 A.Giombini	41.310
29	54 R.Rossi	33.769	32	22 A.Carrasco	48.654
30	88 A.Giombini	35.667	33	73 J.Cretaro	49.836
31	91 B.Jimenez	36.102			
32	22 A.Carrasco	41.867			
33	73 J.Cretaro	43.285			

Lap 12

1	65 P.Oettl	20'00.007
2	75 A.Arenas	0.236
3	61 C.Oncu	1.069
4	16 A.Zacccone	1.282
5	69 T.Booth-Amos	1.415
6	5 J.Masia	1.925
7	53 V.Debise	2.156
8	52 J.Alcoba	2.300
9	40 M.Casadei	2.456
10	43 S.Jespersen	2.680
11	94 L.Mahias	2.706
12	7 F.Farioli	4.127
13	11 M.Ferrari	4.644
14	37 R.Garcia	4.696
15	57 A.Mahendra	5.191
16	77 D.Aegerter	5.510
17	64 F.Caricasulo	8.952
18	3 R.De Rosa	10.039
19	50 O.Vostatek	15.805
20	60 D.Geiger	16.190
21	4 J.Kennedy	20.005
22	24 M.Ramirez	20.202
23	19 A.Kofler	26.610
24	70 J.Whatley	26.763
25	10 L.Taccini	30.191
26	25 O.Konig	30.626
27	20 X.Cardelus	30.879
28	31 Y.Okamoto	36.188
29	54 R.Rossi	42.216
30	91 B.Jimenez	42.404
31	88 A.Giombini	44.501
32	22 A.Carrasco	52.831
33	73 J.Cretaro	53.210

Lap 10

1	65 P.Oettl	16'44.936
2	16 A.Zacccone	0.347
3	75 A.Arenas	0.398
4	61 C.Oncu	0.593
5	53 V.Debise	0.722
6	69 T.Booth-Amos	0.882
7	5 J.Masia	1.201
8	40 M.Casadei	1.330
9	94 L.Mahias	1.504
10	52 J.Alcoba	1.743
11	43 S.Jespersen	1.917
12	7 F.Farioli	2.759
13	11 M.Ferrari	3.563
14	37 R.Garcia	3.665
15	77 D.Aegerter	4.586
16	57 A.Mahendra	4.680
17	3 R.De Rosa	6.368
18	64 F.Caricasulo	6.721
19	50 O.Vostatek	13.474
20	60 D.Geiger	14.134
21	24 M.Ramirez	15.715
22	4 J.Kennedy	15.967
23	19 A.Kofler	21.789
24	70 J.Whatley	22.543
25	25 O.Konig	26.038
26	10 L.Taccini	26.893
27	20 X.Cardelus	27.402
28	31 Y.Okamoto	32.630
29	54 R.Rossi	36.612
30	91 B.Jimenez	38.618
31	88 A.Giombini	38.770
32	22 A.Carrasco	45.097
33	73 J.Cretaro	46.428

Lap 11

1	65 P.Oettl	18'22.524
2	75 A.Arenas	0.293
3	16 A.Zacccone	0.626
4	61 C.Oncu	0.652
5	69 T.Booth-Amos	0.763
6	53 V.Debise	1.068
7	5 J.Masia	1.266
8	40 M.Casadei	1.509
9	52 J.Alcoba	1.978
10	43 S.Jespersen	2.063
11	94 L.Mahias	2.780
12	7 F.Farioli	3.365

19/04/2026

These data/results cannot be reproduced, stored and/or transmitted in whole or in part by any manner of electronic, mechanical, photocopying, recording, broadcasting or otherwise now known or herein after developed without the previous express consent by the copyright owner, except for reproduction in daily press and regular printed publications on sale to the public within 60 days of the event related to those data/results and always provided that copyright symbol appears together as follows below.

© DORNA WSBK ORGANIZATION Srl 2026

FICR PERUGIA TIMING



Pirelli Dutch Round, 17-19 April 2026
Lap Chart Race 2

Race Pace Comparison

	65 Det	57 MaA	77 Aeg	64 Car	3 DeR	4 Ken	19 Kof	70 Wha	10 Tac	25 Kon	20 XCa	54 Ros	91 Jim	88 Gio
1	1'54.038	1'54.368	1'55.319	1'56.584	1'55.963	1'59.807	1'58.370	2'00.112	2'02.455	2'02.297	2'02.460	2'01.910	2'05.307	2'05.172
2	1'43.037	1'42.642	1'43.131	1'43.989	1'43.126	1'44.868	1'46.174	1'45.817	1'48.294	1'46.899	1'48.197	1'49.087	1'49.484	1'48.887
3	1'40.793	1'42.859	1'40.197	1'40.235	1'40.308	1'41.618	1'42.457	1'41.975	1'43.511	1'42.500	1'43.921	1'44.479	1'45.727	1'44.005
4	1'38.979	1'39.768	1'39.857	1'39.312	1'39.836	1'40.541	1'40.448	1'41.316	1'40.751	1'40.607	1'40.698	1'41.936	1'43.058	1'41.859
5	1'37.867	1'38.482	1'38.437	1'39.338	1'40.040	1'39.341	1'39.851	1'40.662	1'39.516	1'39.802	1'39.621	1'41.664	1'40.906	1'41.118
6	1'38.215	1'38.685	1'39.009	1'38.867	1'38.199	1'39.015	1'40.235	1'39.974	1'39.430	1'39.821	1'39.386	1'40.909	1'39.692	1'40.463
7	1'38.149	1'37.946	1'38.724	1'38.521	1'38.095	1'38.724	1'40.143	1'39.825	1'40.289	1'40.188	1'39.799	1'40.368	1'39.959	1'40.536
8	1'37.833	1'38.555	1'38.429	1'38.329	1'38.468	1'38.763	1'39.631	1'39.579	1'39.152	1'39.577	1'39.647	1'40.125	1'39.676	1'40.250
9	1'38.340	1'37.991	1'38.094	1'38.285	1'38.439	1'38.961	1'39.799	1'39.133	1'39.326	1'39.623	1'39.308	1'40.471	1'39.473	1'40.557
10	1'37.685	1'38.320	1'38.325	1'38.197	1'38.830	1'39.265	1'39.617	1'39.086	1'39.105	1'39.660	1'39.301	1'40.599	1'40.272	1'40.859
11	1'37.588	1'37.718	1'38.119	1'38.716	1'39.665	1'39.483	1'40.009	1'39.431	1'38.919	1'39.730	1'38.758	1'40.025	1'39.323	1'40.128
12	1'37.483	1'37.864	1'37.876	1'38.586	1'39.077	1'39.626	1'39.883	1'39.860	1'39.450	1'39.929	1'39.790	1'40.650	1'39.534	1'40.674

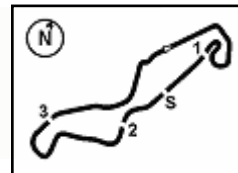
	75 Are	61 Onc	69 Boo	16 Zac	5 Mas	53 Deb	52 Alc	40 Cas	94 Mah	43 Jes	7 Far	24 Ram	31 Oka	22 CaA
1	1'52.859	1'53.197	1'54.644	1'55.061	1'53.484	1'54.109	1'55.729	1'53.618	1'53.729	1'53.974	1'55.129	1'59.667	2'01.453	2'05.329
2	1'43.367	1'42.912	1'44.206	1'42.637	1'43.353	1'43.955	1'43.165	1'42.821	1'42.799	1'44.107	1'43.870	1'44.724	1'49.790	1'49.552
3	1'40.932	1'40.518	1'40.427	1'39.707	1'40.888	1'40.315	1'39.930	1'40.674	1'40.683	1'40.828	1'40.669	1'41.739	1'44.675	1'45.101
4	1'39.091	1'39.013	1'39.788	1'38.734	1'39.370	1'38.756	1'39.253	1'39.628	1'39.228	1'40.089	1'39.324	1'40.310	1'41.775	1'43.379
5	1'38.174	1'38.451	1'38.323	1'38.134	1'38.902	1'37.910	1'37.883	1'38.245	1'38.079	1'38.571	1'38.187	1'39.563	1'41.499	1'41.257
6	1'38.135	1'38.413	1'37.922	1'37.999	1'37.767	1'38.282	1'38.034	1'38.289	1'38.184	1'37.900	1'38.067	1'38.822	1'40.531	1'40.808
7	1'38.499	1'38.155	1'37.728	1'38.748	1'37.997	1'37.839	1'37.920	1'38.164	1'38.422	1'37.979	1'38.338	1'38.980	1'39.922	1'41.321
8	1'38.181	1'38.134	1'37.145	1'38.149	1'38.182	1'38.181	1'38.388	1'38.161	1'38.584	1'37.849	1'37.917	1'38.793	1'39.347	1'41.384
9	1'38.638	1'38.387	1'38.019	1'38.307	1'38.383	1'38.746	1'38.533	1'38.314	1'39.162	1'37.692	1'37.705	1'38.961	1'39.332	1'40.916
10	1'37.458	1'38.349	1'37.616	1'37.807	1'37.811	1'37.565	1'37.844	1'38.352	1'37.570	1'37.864	1'38.489	1'39.092	1'39.242	1'40.986
11	1'37.483	1'37.647	1'37.469	1'37.867	1'37.653	1'37.934	1'37.823	1'37.767	1'38.864	1'37.734	1'38.194	1'40.227	1'39.255	1'41.145
12	1'37.426	1'37.900	1'38.135	1'38.139	1'38.142	1'38.571	1'37.805	1'38.430	1'37.409	1'38.100	1'38.245	1'39.331	1'39.374	1'41.660

	11 Fer	50 Vos	60 Gei	37 Gar	73 Cre	32 Bay
1	1'56.117	1'58.767	2'00.106	1'55.884	2'06.109	1'56.617
2	1'43.740	1'45.156	1'44.664	1'44.076	1'51.552	1'45.223
3	1'40.851	1'42.124	1'41.411	1'40.207	1'45.118	
4	1'39.199	1'40.253	1'40.413	1'39.545	1'42.707	
5	1'38.524	1'39.373	1'39.220	1'38.959	1'41.170	
6	1'38.232	1'38.699	1'38.763	1'38.507	1'40.759	
7	1'37.932	1'38.661	1'38.637	1'37.702	1'41.205	
8	1'38.368	1'38.693	1'38.628	1'38.190	1'40.989	
9	1'37.759	1'38.371	1'38.446	1'37.905	1'40.856	
10	1'37.777	1'38.313	1'38.782	1'37.626	1'40.899	
11	1'37.693	1'38.601	1'38.447	1'37.979	1'40.996	
12	1'38.459	1'38.801	1'38.680	1'38.123	1'40.857	

19/04/2026

These data/results cannot be reproduced, stored and/or transmitted in whole or in part by any manner of electronic, mechanical, photocopying, recording, broadcasting or otherwise now known or herein after developed without the previous express consent by the copyright owner, except for reproduction in daily press and regular printed publications on sale to the public within 60 days of the event related to those data/results and always provided that copyright symbol appears together as follows below.

© DORNA WSBK ORGANIZATION Srl 2026



Pirelli Dutch Round, 17-19 April 2026
Chronological Analysis Race 2

Start at 14:00'55.195

1 / 5

1° 65 P. DETTL (1'37.483)							
Lap	Seg1	Seg2	Seg3	Seg4	Lap Time	km/h	Local Time
1		16.934	29.353	23.766	1'54.038	256,5	14:02'49.233
2	35.146	16.570	28.100	23.221	1'43.037	253,5	14:04'32.270
3	34.119	15.918	27.834	22.922	1'40.793	255,3	14:06'13.063
4	33.089	15.770	27.533	22.587	1'38.979	258,4	14:07'52.042
5	32.337	15.527	27.410	22.593	1'37.867	260,9	14:09'29.909
6	32.300	15.608	27.594	22.713	1'38.215	255,9	14:11'08.124
7	32.328	15.726	27.445	22.650	1'38.149	260,2	14:12'46.273
8	32.111	15.676	27.431	22.615	1'37.833	254,7	14:14'24.106
9	32.350	15.786	27.613	22.591	1'38.340	257,8	14:16'02.446
10	32.046	15.593	27.532	22.514	1'37.685	254,7	14:17'40.131
11	31.962	15.574	27.578	22.474	1'37.588	255,3	14:19'17.719
12	31.880	15.571	27.538	22.494	1'37.483	254,1	14:20'55.202
13	32.003	15.538			254,7		

Last Passing Point I2 at 14:21'42.743

2° 75 A. ARENAS (1'37.426)							
Lap	Seg1	Seg2	Seg3	Seg4	Lap Time	km/h	Local Time
1		17.179	29.338	23.876	1'52.859	247,1	14:02'48.054
2	34.932	16.501	28.542	23.392	1'43.367	246,6	14:04'31.421
3	33.896	16.210	27.571	23.255	1'40.932	250,0	14:06'12.353
4	32.780	15.947	27.574	22.790	1'39.091	247,1	14:07'51.444
5	32.377	15.654	27.437	22.706	1'38.174	252,3	14:09'29.618
6	32.259	15.643	27.484	22.749	1'38.135	255,9	14:11'07.753
7	32.358	15.686	27.449	23.006	1'38.499	250,6	14:12'46.252
8	32.316	15.660	27.557	22.648	1'38.181	253,5	14:14'24.433
9	32.426	15.754	27.529	22.929	1'38.638	250,0	14:16'03.071
10	31.941	15.616	27.437	22.464	1'37.458	255,3	14:17'40.529
11	31.874	15.633	27.491	22.485	1'37.483	252,3	14:19'18.012
12	31.871	15.639	27.435	22.481	1'37.426	253,5	14:20'55.438
13	32.052	15.656			253,5		

Last Passing Point I2 at 14:21'43.146

3° 61 C. ONCU (1'37.647)							
Lap	Seg1	Seg2	Seg3	Seg4	Lap Time	km/h	Local Time
1		17.281	29.876	24.289	1'53.197	243,8	14:02'48.392
2	34.727	16.360	28.471	23.354	1'42.912	252,3	14:04'31.304
3	33.749	16.063	27.733	22.973	1'40.518	247,7	14:06'11.822
4	32.647	15.880	27.531	22.955	1'39.013	247,7	14:07'50.835
5	32.167	15.826	27.449	23.009	1'38.451	247,1	14:09'29.286
6	32.164	15.833	27.640	22.776	1'38.413	247,7	14:11'07.699
7	32.093	15.782	27.428	22.852	1'38.155	254,1	14:12'45.854
8	32.154	15.837	27.398	22.745	1'38.134	248,3	14:14'23.988
9	32.239	15.889	27.518	22.741	1'38.387	248,8	14:16'02.375
10	32.255	15.684	27.881	22.529	1'38.349	254,7	14:17'40.724
11	32.215	15.570	27.435	22.427	1'37.647	255,9	14:19'18.371
12	32.231	15.727	27.429	22.513	1'37.900	253,5	14:20'56.271
13	31.910	15.728			251,7		

Last Passing Point I2 at 14:21'43.909

4° 69 T. BOOTH-AMOS (1'37.145)							
Lap	Seg1	Seg2	Seg3	Seg4	Lap Time	km/h	Local Time
1		17.246	29.315	23.741	1'54.644	259,6	14:02'49.839
2	35.791	16.250	28.493	23.672	1'44.206	258,4	14:04'34.045
3	33.939	15.830	27.750	22.908	1'40.427	265,4	14:06'14.472
4	32.701	16.355	27.978	22.754	1'39.788	261,5	14:07'54.260
5	32.131	15.667	27.514	23.011	1'38.323	265,4	14:09'32.583
6	32.019	15.582	27.529	22.792	1'37.922	264,7	14:11'10.505
7	32.056	15.619	27.521	22.532	1'37.728	260,9	14:12'48.233
8	31.837	15.480	27.445	22.383	1'37.145	265,4	14:14'25.378
9	32.291	15.787	27.423	22.518	1'38.019	262,1	14:16'03.397
10	32.121	15.614	27.584	22.297	1'37.616	260,2	14:17'41.013
11	32.287	15.365	27.433	22.384	1'37.469	267,3	14:19'18.482
12	32.723	15.515	27.616	22.281	1'38.135	265,4	14:20'56.617
13	31.992	15.493			264,1		

5° 16 A. ZACCONE (1'37.807)							
Lap	Seg1	Seg2	Seg3	Seg4	Lap Time	km/h	Local Time
1		17.476	29.509	23.960	1'55.061	250,6	14:02'50.256
2	35.261	16.293	28.072	23.011	1'42.637	255,3	14:04'32.893
3	33.385	15.827	27.669	22.826	1'39.707	259,0	14:06'12.600
4	32.677	15.771	27.541	22.745	1'38.734	251,7	14:07'51.334
5	32.172	15.652	27.496	22.814	1'38.134	252,9	14:09'29.468
6	32.215	15.548	27.535	22.701	1'37.999	255,9	14:11'07.467
7	32.155	15.628	27.536	23.429	1'38.748	251,7	14:12'46.215
8	32.552	15.445	27.516	22.636	1'38.149	257,1	14:14'24.364
9	32.583	15.677	27.509	22.538	1'38.307	255,9	14:16'02.671
10	32.162	15.506	27.605	22.534	1'37.807	258,4	14:17'40.478
11	32.183	15.487	27.598	22.599	1'37.867	257,1	14:19'18.345
12	32.673	15.577	27.456	22.433	1'38.139C	254,1	14:20'56.484
13	32.333	15.386			257,1		

Last Passing Point I2 at 14:21'44.203

6° 5 J. MASIA (1'37.653)							
Lap	Seg1	Seg2	Seg3	Seg4	Lap Time	km/h	Local Time
1		17.229	29.832	24.163	1'53.484	250,0	14:02'48.679
2	35.596	16.303	28.270	23.184	1'43.353	255,3	14:04'32.032
3	34.160	15.929	27.912	22.887	1'40.888	257,8	14:06'12.920
4	33.155	15.663	27.619	22.933	1'39.370C	259,6	14:07'52.290
5	32.891	15.639	27.594	22.778	1'38.902	257,8	14:09'31.192
6	32.186	15.591	27.495	22.495	1'37.767	258,4	14:11'08.959
7	32.257	15.604	27.521	22.615	1'37.997	259,6	14:12'46.956
8	32.525	15.691	27.419	22.547	1'38.182	260,9	14:14'25.138
9	32.395	15.663	27.577	22.748	1'38.383	257,1	14:16'03.521
10	32.211	15.609	27.608	22.383	1'37.811	260,9	14:17'41.332
11	32.172	15.536	27.568	22.377	1'37.653	260,2	14:19'18.985
12	32.265	15.719	27.696	22.462	1'38.142	255,3	14:20'57.127
13	32.040	15.495			259,6		

Last Passing Point I2 at 14:21'44.662

7° 53 V. DEBISE (1'37.565)							
Lap	Seg1	Seg2	Seg3	Seg4	Lap Time	km/h	Local Time
1		17.420	29.309	24.164	1'54.109	253,5	14:02'49.304
2	36.014	16.499	28.340	23.102	1'43.955	255,9	14:04'33.259
3	33.836	16.147	27.525	22.807	1'40.315	254,1	14:06'13.574
4	32.903	15.693	27.374	22.786	1'38.756	255,3	14:07'52.330
5	32.341	15.693	27.242	22.634	1'37.910	255,9	14:09'30.240
6	32.344	16.049	27.268	22.621	1'38.282	251,2	14:11'08.522
7	32.193	15.725	27.311	22.610	1'37.839	257,8	14:12'46.361
8	32.553	15.597	27.397	22.634	1'38.181	256,5	14:14'24.542
9	32.476	16.008	27.379	22.883	1'38.746	251,7	14:16'03.288
10	32.092	15.595	27.393	22.485	1'37.565	257,1	14:17'40.853
11	32.315	15.732	27.413	22.474	1'37.934	258,4	14:19'18.787
12	32.385	15.933	27.623	22.630	1'38.571	249,4	14:20'57.358
13	31.951	15.566			259,6		

Last Passing Point I2 at 14:21'44.875

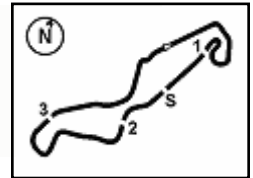
8° 52 J. ALCOBA (1'37.805)							
Lap	Seg1	Seg2	Seg3	Seg4	Lap Time	km/h	Local Time
1		17.152	29.875	23.800	1'55.729	255,9	14:02'50.924
2	35.546	16.220	28.042	23.357	1'43.165	255,3	14:04'34.089
3	33.673	15.841	27.695	22.721	1'39.930	257,8	14:06'14.019
4	32.831	15.677	27.440	23.305	1'39.253	260,2	14:07'53.272
5	32.202	15.578	27.446	22.657	1'37.883C	259,0	14:09'31.155
6	32.497	15.591	27.397	22.549	1'38.034	257,8	14:11'09.189
7	32.149	15.619	27.473	22.679	1'37.920	260,9	14:12'47.109
8	32.525	15.784	27.479	22.600	1'38.388	261,5	14:14'25.497
9	32.320	15.715	27.632	22.866	1'38.533	263,4	14:16'04.030
10	32.135	15.602	27.469	22.638	1'37.844	260,9	14:17'41.874
11	32.176	15.660	27.501	22.486	1'37.823	260,9	14:19'19.697
12	31.868	15.610	27.679	22.648	1'37.805	260,2	14:20'57.502

19/04/2026 P = Pits In/Out - C = Lap Time Cancelled

These data/results cannot be reproduced, stored and/or transmitted in whole or in part by any manner of electronic, mechanical, photocopying, recording, broadcasting or otherwise now known or herein after developed without the previous express consent by the copyright owner, except for reproduction in daily press and regular printed publications on sale to the public within 60 days of the event related to those data/results and always provided that copyright symbol appears together as follows below.

© DORNA WSBK ORGANIZATION Srl 2026





TT Circuit Assen 4.542 m

Pirelli Dutch Round, 17-19 April 2026
Chronological Analysis Race 2

Start at 14:00'55.195

2 / 5

13	31.985	15.463		264,1	12	32.053	15.798	27.716	22.678	1'38.245	251,7	14:20'59.329
				Last Passing Point I2 at 14:21'44.950	13	32.170	15.860				249,4	

9° 40 M. CASADEI [1'37.767]							
Lap	Seg.1	Seg.2	Seg.3	Seg.4	Lap Time	km/h	Local Time
1		17.382	29.177	24.173	1'53.618	253,5	14:02'48.813
2	34.965	16.354	28.056	23.446	1'42.821	249,4	14:04'31.634
3	33.819	15.930	27.561	23.364	1'40.674	257,1	14:06'12.308
4	33.318	15.895	27.480	22.935	1'39.628	253,5	14:07'51.936
5	32.213	15.663	27.344	23.025	1'38.245	257,8	14:09'30.181
6	32.401	15.830	27.415	22.643	1'38.289	250,6	14:11'08.470
7	32.337	15.741	27.449	22.637	1'38.164	260,9	14:12'46.634
8	32.635	15.552	27.356	22.618	1'38.161	259,6	14:14'24.795
9	32.311	15.828	27.317	22.858	1'38.314	261,5	14:16'03.109
10	32.343	15.658	27.931	22.420	1'38.352	260,9	14:17'41.461
11	32.191	15.573	27.472	22.531	1'37.767	259,6	14:19'19.228
12	32.648	15.729	27.522	22.531	1'38.430C	255,9	14:20'57.658
13	32.071	15.535				260,9	
					Last Passing Point I2 at 14:21'45.264		

13° 11 M. FERRARI [1'37.693]							
Lap	Seg.1	Seg.2	Seg.3	Seg.4	Lap Time	km/h	Local Time
1		17.156	30.527	23.680	1'56.117	256,5	14:02'51.312
2	35.902	16.450	28.271	23.117	1'43.740	258,4	14:04'35.052
3	33.654	16.003	27.674	23.520	1'40.851	263,4	14:06'15.903
4	32.448	15.874	28.031	22.846	1'39.199	260,2	14:07'55.102
5	32.612	15.709	27.660	22.543	1'38.524		14:09'33.626
6	32.231	15.665	27.425	22.911	1'38.232	261,5	14:11'11.858
7	32.172	15.550	27.379	22.831	1'37.932	258,4	14:12'49.790
8	32.227	15.667	27.484	22.990	1'38.368	255,3	14:14'28.158
9	32.089	15.577	27.478	22.615	1'37.759	256,5	14:16'05.917
10	32.085	15.544	27.579	22.569	1'37.777	256,5	14:17'43.694
11	32.039	15.625	27.516	22.513	1'37.693	259,0	14:19'21.387
12	32.399	15.977	27.484	22.599	1'38.459	252,9	14:20'59.846
13	32.908	15.722				252,9	
					Last Passing Point I2 at 14:21'48.476		

10° 94 L. MAHIAS [1'37.409]							
Lap	Seg.1	Seg.2	Seg.3	Seg.4	Lap Time	km/h	Local Time
1		17.340	29.246	24.128	1'53.729	251,7	14:02'48.924
2	35.167	16.299	27.937	23.396	1'42.799	249,4	14:04'31.723
3	33.942	16.040	27.509	23.192	1'40.683	252,9	14:06'12.406
4	33.126	15.770	27.462	22.870	1'39.228	251,7	14:07'51.634
5	32.322	15.678	27.432	22.647	1'38.079	254,1	14:09'29.713
6	32.349	15.621	27.486	22.728	1'38.184	254,1	14:11'07.897
7	32.424	15.682	27.474	22.842	1'38.422	254,7	14:12'46.319
8	32.850	15.847	27.333	22.554	1'38.584	254,1	14:14'24.903
9	32.549	15.883	27.675	23.055	1'39.162	254,7	14:16'04.065
10	31.877	15.581	27.611	22.501	1'37.570	257,8	14:17'41.635
11	32.289	16.534	27.560	22.481	1'38.864	256,5	14:19'20.499
12	31.891	15.689	27.385	22.444	1'37.409	257,8	14:20'57.908
13	32.078	15.613				253,5	
					Last Passing Point I2 at 14:21'45.599		

14° 57 A. MAHENDRA [1'37.718]							
Lap	Seg.1	Seg.2	Seg.3	Seg.4	Lap Time	km/h	Local Time
1		17.146	29.965	23.929	1'54.368	255,9	14:02'49.563
2	34.935	16.312	28.124	23.271	1'42.642	257,1	14:04'32.205
3	36.301	15.959	27.828	22.771	1'42.859	257,1	14:06'15.064
4	32.972	15.908	27.693	23.195	1'39.768	255,3	14:07'54.832
5	32.504	15.743	27.511	22.724	1'38.482		14:09'33.314
6	32.306	15.740	27.454	23.185	1'38.685	254,1	14:11'11.999
7	32.197	15.556	27.388	22.805	1'37.946	257,1	14:12'49.945
8	32.680	15.605	27.470	22.800	1'38.555	255,3	14:14'28.500
9	32.405	15.699	27.413	22.474	1'37.991	257,1	14:16'06.491
10	32.127	15.481	28.138	22.574	1'38.320	259,6	14:17'44.811
11	32.005	15.753	27.433	22.527	1'37.718	254,7	14:19'22.529
12	32.085	15.664	27.593	22.522	1'37.864	255,3	14:21'00.393
13	33.827					244,9	
					Last Passing Point SPD at 14:21'39.766		

11° 43 S. JESPERSEN [1'37.692]							
Lap	Seg.1	Seg.2	Seg.3	Seg.4	Lap Time	km/h	Local Time
1		17.506	29.461	24.239	1'53.974	250,6	14:02'49.169
2	35.953	16.508	28.354	23.292	1'44.107	253,5	14:04'33.276
3	34.102	16.065	27.771	22.890	1'40.828	257,1	14:06'14.104
4	32.939	16.328	27.791	23.031	1'40.089	257,8	14:07'54.193
5	32.651	15.670	27.539	22.711	1'38.571		14:09'32.764
6	32.110	15.594	27.621	22.575	1'37.900	257,8	14:11'10.664
7	32.293	15.656	27.546	22.484	1'37.979	259,6	14:12'48.643
8	32.152	15.663	27.629	22.405	1'37.849	254,7	14:14'26.492
9	31.965	15.618	27.554	22.555	1'37.692	257,1	14:16'04.184
10	32.256	15.613	27.507	22.488	1'37.864	258,4	14:17'42.048
11	32.150	15.721	27.521	22.342	1'37.734	261,5	14:19'19.782
12	32.031	15.577	27.580	22.912	1'38.100	260,9	14:20'57.882
13	32.287	15.567				260,2	
					Last Passing Point I2 at 14:21'45.736		

15° 77 D. AEGERTER [1'37.876]							
Lap	Seg.1	Seg.2	Seg.3	Seg.4	Lap Time	km/h	Local Time
1		17.242	29.739	23.800	1'55.319	254,1	14:02'50.514
2	35.396	16.197	28.396	23.142	1'43.131	255,3	14:04'33.645
3	33.848	15.867	27.714	22.768	1'40.197	259,0	14:06'13.842
4	32.841	15.638	27.511	23.817	1'39.857	257,1	14:07'53.699
5	32.490	15.707	27.563	22.677	1'38.437	254,7	14:09'32.136
6	32.078	15.693	27.590	23.648	1'39.009	257,1	14:11'11.145
7	32.404	15.694	27.599	23.027	1'38.724	256,5	14:12'49.869
8	32.384	15.588	27.563	22.894	1'38.429	256,5	14:14'28.298
9	32.411	15.650	27.483	22.550	1'38.094	256,5	14:16'06.392
10	32.110	15.567	28.027	22.621	1'38.325	258,4	14:17'44.717
11	32.360	15.665	27.542	22.552	1'38.119	260,2	14:19'22.836
12	32.002	15.604	27.586	22.684	1'37.876	259,0	14:21'00.712
13	33.601					250,0	
					Last Passing Point SPD at 14:21'39.770		

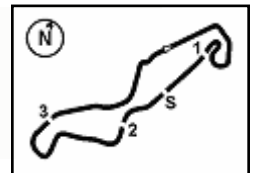
12° 7 F. FARIOLI [1'37.705]							
Lap	Seg.1	Seg.2	Seg.3	Seg.4	Lap Time	km/h	Local Time
1		17.373	29.583	24.133	1'55.129	250,6	14:02'50.324
2	35.793	16.368	28.152	23.557	1'43.870	251,7	14:04'34.194
3	34.084	16.334	27.424	22.827	1'40.669	253,5	14:06'14.863
4	32.812	15.848	27.700	22.964	1'39.324	254,1	14:07'54.187
5	32.438	15.613	27.517	22.619	1'38.187	253,5	14:09'32.374
6	32.037	15.627	27.615	22.788	1'38.067	256,5	14:11'10.441
7	32.383	15.962	27.528	22.465	1'38.338	252,3	14:12'48.779
8	32.146	15.677	27.600	22.494	1'37.917	255,9	14:14'26.696
9	31.961	15.649	27.540	22.555	1'37.705	256,5	14:16'04.401
10	32.198	15.837	27.619	22.835	1'38.489C	257,8	14:17'42.890
11	32.025	15.870	27.768	22.531	1'38.194	252,9	14:19'21.084

16° 64 F. CARICASULO [1'38.197]							
Lap	Seg.1	Seg.2	Seg.3	Seg.4	Lap Time	km/h	Local Time
1		17.959	29.654	23.922	1'56.584	244,9	14:02'51.779
2	36.374	16.432	28.118	23.065	1'43.989	249,4	14:04'35.768
3	33.360	15.956	27.814	23.105	1'40.235	257,1	14:06'16.003
4	32.557	15.824	28.111	22.820	1'39.312	254,7	14:07'55.315
5	32.514	15.718	28.037	23.069	1'39.338		14:09'34.653
6	32.605	15.975	27.648	22.639	1'38.867	246,0	14:11'13.520
7	32.265	15.807	27.748	22.701	1'38.521	250,0	14:12'52.041
8	32.159	15.817	27.697	22.656	1'38.329	249,4	14:14'30.370
9	32.110	15.955	27.654	22.566	1'38.285	251,7	14:16'08.655
10	32.130	15.810	27.639	22.618	1'38.197	251,7	14:17'46.852

19/04/2026 P = Pits In/Out - C = Lap Time Cancelled

These data/results cannot be reproduced, stored and/or transmitted in whole or in part by any manner of electronic, mechanical, photocopying, recording, broadcasting or otherwise now known or herein after developed without the previous express consent by the copyright owner, except for reproduction in daily press and regular printed publications on sale to the public within 60 days of the event related to those data/results and always provided that copyright symbol appears together as follows below.

© DORNA WSBK ORGANIZATION Srl 2026



TT Circuit Assen 4.542 m

Pirelli Dutch Round, 17-19 April 2026
Chronological Analysis Race 2

Start at 14:00'55.195

3 / 5

11	32.218	15.813	27.939	22.746	1'38.716	255,3	14:19'25.568	10	32.409	15.848	27.853	22.982	1'39.092	254,1	14:17'55.846
12	32.140	15.885	27.802	22.759	1'38.586	251,7	14:21'04.154	11	32.477	16.001	28.045	23.704	1'40.227	252,9	14:19'36.073
13	32.798					248,8		12	32.646	15.881	27.786	23.018	1'39.331	253,5	14:21'15.404

Last Passing Point SPD at 14:21'42.363

Last Passing Point I1 at 14:21'48.276

17° 3 R. DE ROSA [1'38.095]							
Lap	Seg1	Seg2	Seg3	Seg4	Lap Time	km/h	Local Time
1		17.436	29.691	23.839	1'55.963	250,0	14:02'51.158
2	35.252	16.455	28.003	23.416	1'43.126	255,3	14:04'34.284
3	34.028	15.918	27.467	22.895	1'40.308	254,7	14:06'14.592
4	32.814	16.003	27.934	23.085	1'39.836	255,9	14:07'54.428
5	32.855	15.791	28.281	23.113	1'40.040		14:09'34.468
6	32.093	15.725	27.524	22.857	1'38.199	256,5	14:11'12.667
7	32.074	15.741	27.495	22.785	1'38.095	256,5	14:12'50.762
8	32.228	15.831	27.581	22.828	1'38.468	254,1	14:14'29.230
9	32.278	15.831	27.523	22.807	1'38.439	254,7	14:16'07.669
10	32.253	15.848	27.786	22.943	1'38.830	250,6	14:17'46.499
11	32.397	15.830	28.189	23.249	1'39.665	252,3	14:19'26.164
12	32.317	15.881	27.782	23.097	1'39.077	254,7	14:21'05.241
13	32.498					251,7	

Last Passing Point SPD at 14:21'43.077

18° 50 D. VOSTATEK [1'38.313]							
Lap	Seg1	Seg2	Seg3	Seg4	Lap Time	km/h	Local Time
1		18.190	30.650	24.370	1'58.767	250,6	14:02'53.962
2	36.461	16.735	28.359	23.601	1'45.156	251,7	14:04'39.118
3	34.483	16.217	27.971	23.453	1'42.124	250,0	14:06'21.242
4	33.292	15.968	27.893	23.100	1'40.253	247,7	14:08'01.495
5	32.533	15.925	27.835	23.080	1'39.373	250,0	14:09'40.868
6	32.232	15.905	27.629	22.933	1'38.699	250,0	14:11'19.567
7	32.202	15.833	27.598	23.028	1'38.661	250,6	14:12'58.228
8	32.221	15.917	27.545	23.010	1'38.693	248,8	14:14'36.921
9	32.074	15.877	27.506	22.914	1'38.371	250,0	14:16'15.292
10	32.055	15.790	27.638	22.830	1'38.313	250,0	14:17'53.605
11	32.023	15.881	27.779	22.918	1'38.601	251,7	14:19'32.206
12	32.123	15.891	27.766	23.021	1'38.801	251,2	14:21'11.007
13	32.161					250,0	

Last Passing Point SPD at 14:21'48.510

19° 60 D. GEIGER [1'38.446]							
Lap	Seg1	Seg2	Seg3	Seg4	Lap Time	km/h	Local Time
1		18.211	30.305	24.679	2'00.106	252,3	14:02'55.301
2	36.589	16.292	27.978	23.805	1'44.664	260,9	14:04'39.965
3	34.535	15.937	27.652	23.287	1'41.411C	256,5	14:06'21.376
4	33.566	15.900	27.730	23.217	1'40.413	252,9	14:08'01.789
5	32.813	15.712	27.744	22.951	1'39.220	264,1	14:09'41.009
6	32.376	15.769	27.663	22.955	1'38.763	259,0	14:11'19.772
7	32.335	15.797	27.490	23.015	1'38.637	263,4	14:12'58.409
8	32.297	15.813	27.603	22.915	1'38.628	263,4	14:14'37.037
9	32.240	15.873	27.536	22.797	1'38.446	259,6	14:16'15.483
10	32.291	15.781	27.626	23.084	1'38.782	260,2	14:17'54.265
11	32.183	15.848	27.624	22.792	1'38.447	259,6	14:19'32.712
12	32.168	15.873	27.673	22.966	1'38.680	254,1	14:21'11.392
13	32.360					254,7	

Last Passing Point SPD at 14:21'49.052

20° 24 M. RAMIREZ [1'38.793]							
Lap	Seg1	Seg2	Seg3	Seg4	Lap Time	km/h	Local Time
1		18.051	29.883	24.863	1'59.667	248,3	14:02'54.862
2	36.434	16.285	28.104	23.901	1'44.724	250,0	14:04'39.586
3	34.520	16.016	27.769	23.434	1'41.739	253,5	14:06'21.325
4	33.469	15.830	27.855	23.156	1'40.310	252,3	14:08'01.635
5	32.674	15.741	28.100	23.048	1'39.563	254,7	14:09'41.198
6	32.455	15.703	27.620	23.044	1'38.822	255,9	14:11'20.020
7	32.401	15.745	27.854	22.980	1'38.980	256,5	14:12'59.000
8	32.368	15.727	27.712	22.986	1'38.793	254,7	14:14'37.793
9	32.309	15.897	27.696	23.059	1'38.961	254,1	14:16'16.754

Last Passing Point SPD at 14:21'49.052

21° 4 J. KENNEDY [1'38.724]							
Lap	Seg1	Seg2	Seg3	Seg4	Lap Time	km/h	Local Time
1		18.324	30.300	24.680	1'59.807	246,6	14:02'55.002
2	36.410	16.354	28.035	24.069	1'44.868C	247,7	14:04'39.870
3	34.370	16.077	27.665	23.506	1'41.618C	251,2	14:06'21.488
4	33.732	15.955	27.666	23.188	1'40.541	248,8	14:08'02.029
5	32.777	15.832	27.617	23.115	1'39.341	250,6	14:09'41.370
6	32.491	15.878	27.555	23.091	1'39.015	250,6	14:11'20.385
7	32.377	15.898	27.541	22.908	1'38.724	250,0	14:12'59.109
8	32.450	15.872	27.519	22.922	1'38.763	250,0	14:14'37.872
9	32.495	15.945	27.592	22.929	1'38.961	248,8	14:16'16.833
10	32.542	15.993	27.725	23.005	1'39.265	250,6	14:17'56.098
11	32.401	16.002	27.808	23.272	1'39.483	250,6	14:19'35.581
12	32.535	16.123	27.807	23.161	1'39.626	246,0	14:21'15.207
13							

Last Passing Point FL1 at 14:21'28.863

22° 19 A. KOFLER [1'39.617]							
Lap	Seg1	Seg2	Seg3	Seg4	Lap Time	km/h	Local Time
1		18.036	30.096	24.523	1'58.370	243,2	14:02'53.565
2	36.636	16.697	28.705	24.136	1'46.174	246,6	14:04'39.739
3	35.207	16.157	27.890	23.203	1'42.457C	250,6	14:06'22.196
4	33.742	16.012	27.673	23.021	1'40.448	248,3	14:08'02.644
5	32.941	15.932	27.826	23.152	1'39.851	248,3	14:09'42.495
6	33.038	16.062	27.937	23.198	1'40.235	247,7	14:11'22.730
7	32.949	16.013	27.933	23.248	1'40.143	246,6	14:13'02.873
8	32.620	16.065	27.725	23.221	1'39.631	246,0	14:14'42.504
9	32.677	16.176	27.865	23.081	1'39.799	245,5	14:16'22.303
10	32.573	15.989	27.879	23.176	1'39.617	247,1	14:18'01.920
11	32.694	16.068	28.128	23.119	1'40.009	244,9	14:19'41.929
12	32.503	16.043	27.937	23.400	1'39.883	246,6	14:21'21.812
13							

Last Passing Point FL1 at 14:21'35.452

23° 70 J. WHATLEY [1'39.086]							
Lap	Seg1	Seg2	Seg3	Seg4	Lap Time	km/h	Local Time
1		17.995	30.307	24.551	2'00.112	249,4	14:02'55.307
2	37.197	16.663	28.319	23.638	1'45.817	251,7	14:04'41.124
3	34.802	16.041	27.866	23.266	1'41.975C	254,1	14:06'23.099
4	34.131	15.814	27.864	23.507	1'41.316C	251,7	14:08'04.415
5	33.434	15.981	28.095	23.152	1'40.662	250,6	14:09'45.077
6	33.094	15.807	27.833	23.240	1'39.974	251,7	14:11'25.051
7	33.012	15.870	27.875	23.068	1'39.825	251,7	14:13'04.876
8	32.934	15.848	27.834	22.963	1'39.579	250,6	14:14'44.455
9	32.792	15.801	27.684	22.856	1'39.133	251,7	14:16'23.588
10	32.747	15.772	27.708	22.859	1'39.086	253,5	14:18'02.674
11	32.828	15.780	27.740	23.083	1'39.431	252,9	14:19'42.105
12	32.708	15.782	27.903	23.467	1'39.860	254,1	14:21'21.965
13							

Last Passing Point FL1 at 14:21'35.722

24° 10 L. TACCINI [1'38.919]							
Lap	Seg1	Seg2	Seg3	Seg4	Lap Time	km/h	Local Time
1		18.371	30.803	25.407	2'02.455	240,0	14:02'57.650
2	38.083	17.212	29.088	23.911	1'48.294	257,1	14:04'45.944
3	34.982	16.514	28.600	23.415	1'43.511C	254,1	14:06'29.455
4	33.619	16.043	28.047	23.042	1'40.751	251,2	14:08'10.206
5	32.851	15.822	27.915	22.928	1'39.516	253,5	14:09'49.722
6	32.715	15.823	27.852	23.040	1'39.430	254,1	14:11'29.152
7	33.121	16.158	27.968	23.042	1'40.289	256,5	14:13'09.441
8	32.556	15.704	27.988	22.904	1'39.152	256,5	14:14'48.593

19/04/2026 P = Pits In/Out - C = Lap Time Cancelled

These data/results cannot be reproduced, stored and/or transmitted in whole or in part by any manner of electronic, mechanical, photocopying, recording, broadcasting or otherwise now known or herein after developed without the previous express consent by the copyright owner, except for reproduction in daily press and regular printed publications on sale to the public within 60 days of the event related to those data/results and always provided that copyright symbol appears together as follows below.

© DORNA WSBK ORGANIZATION Srl 2026

Pirelli Dutch Round, 17-19 April 2026
Chronological Analysis Race 2

Start at 14:00'55.195

4 / 5

9	32.741	15.830	27.870	22.885	1'39.326C	252,9	14:16'27.919	8	32.805	16.078	27.879	23.363	1'40.125	251,2	14:14'55.673
10	32.655	15.731	27.902	22.817	1'39.105	255,3	14:18'07.024	9	32.925	16.117	28.043	23.386	1'40.471C	250,0	14:16'36.144
11	32.486	15.760	27.851	22.822	1'38.919	255,9	14:19'45.943	10	32.807	16.387	28.088	23.317	1'40.599	251,2	14:18'16.743
12	32.643	15.751	27.875	23.181	1'39.450	253,5	14:21'25.393	11	32.629	16.149	27.939	23.308	1'40.025	250,6	14:19'56.768
13								12	32.712	16.098	28.210	23.630	1'40.650	251,2	14:21'37.418

Last Passing Point FL.1 at 14:21'39.016

Last Passing Point FL at 14:21'37.418

25° 25 O. KONIG [1'39.577]							
Lap	Seg.1	Seg.2	Seg.3	Seg.4	Lap Time	km/h	Local Time
1		18.439	30.853	25.350	2'02.297	249,4	14:02'57.492
2	36.995	17.115	28.905	23.884	1'46.899	243,8	14:04'44.391
3	34.126	16.434	28.241	23.699	1'42.500C	247,1	14:06'26.891
4	33.063	16.096	28.073	23.375	1'40.607	246,6	14:08'07.498
5	32.483	16.006	28.049	23.264	1'39.802	247,7	14:09'47.300
6	32.435	15.978	28.013	23.395	1'39.821	250,0	14:11'27.121
7	32.565	15.940	28.369	23.314	1'40.188	247,7	14:13'07.309
8	32.426	15.982	27.996	23.173	1'39.577	247,7	14:14'46.886
9	32.368	16.066	27.896	23.293	1'39.623C	247,7	14:16'26.509
10	32.462	16.041	27.957	23.200	1'39.660	248,8	14:18'06.169
11	32.463	15.969	28.043	23.255	1'39.730	248,8	14:19'45.899
12	32.837	15.976	27.945	23.171	1'39.929	252,3	14:21'25.828
13							

Last Passing Point FL.1 at 14:21'39.522

26° 20 X. CARDELUS [1'38.758]							
Lap	Seg.1	Seg.2	Seg.3	Seg.4	Lap Time	km/h	Local Time
1		18.486	30.869	25.712	2'02.460	236,8	14:02'57.655
2	37.710	17.210	28.690	24.587	1'48.197	250,0	14:04'45.852
3	34.654	16.929	28.683	23.655	1'43.921C	246,6	14:06'29.773
4	33.605	16.126	27.731	23.236	1'40.698	247,7	14:08'10.471
5	32.844	15.970	27.578	23.229	1'39.621	251,7	14:09'50.092
6	32.539	15.921	27.624	23.302	1'39.386	252,3	14:11'29.478
7	32.604	16.224	27.686	23.285	1'39.799	249,4	14:13'09.277
8	32.367	16.018	28.150	23.112	1'39.647	247,7	14:14'48.924
9	32.658	16.009	27.668	22.973	1'39.308	252,3	14:16'28.232
10	32.676	15.976	27.603	23.046	1'39.301	253,5	14:18'07.533
11	32.248	15.919	27.606	22.985	1'38.758	253,5	14:19'46.291
12	32.816	15.890	27.712	23.372	1'39.790	251,7	14:21'26.081
13							

Last Passing Point FL.1 at 14:21'39.723

27° 31 Y. OKAMOTO [1'39.242]							
Lap	Seg.1	Seg.2	Seg.3	Seg.4	Lap Time	km/h	Local Time
1		18.552	31.598	25.040	2'01.453	241,1	14:02'56.648
2	38.860	17.394	29.531	24.005	1'49.790	242,7	14:04'46.438
3	36.044	16.616	28.241	23.774	1'44.675C	249,4	14:06'31.113
4	34.097	16.170	27.989	23.519	1'41.775	248,8	14:08'12.888
5	33.793	16.076	28.119	23.511	1'41.499	250,6	14:09'54.387
6	33.338	15.971	27.984	23.238	1'40.531	251,2	14:11'34.918
7	33.013	15.971	27.919	23.019	1'39.922	244,3	14:13'14.840
8	32.821	15.825	27.857	22.844	1'39.347	248,3	14:14'54.187
9	32.677	15.958	27.864	22.833	1'39.332	250,0	14:16'33.519
10	32.757	15.957	27.765	22.763	1'39.242	251,7	14:18'12.761
11	32.644	15.940	27.853	22.818	1'39.255	248,8	14:19'52.016
12	32.682	15.856	28.019	22.817	1'39.374	248,8	14:21'31.390
13							

Last Passing Point FL.1 at 14:21'45.061

28° 54 R. ROSSI [1'40.025]							
Lap	Seg.1	Seg.2	Seg.3	Seg.4	Lap Time	km/h	Local Time
1		18.314	31.040	25.242	2'01.910	242,2	14:02'57.105
2	38.061	17.532	29.060	24.434	1'49.087	248,3	14:04'46.192
3	35.621	16.675	28.565	23.618	1'44.479C	249,4	14:06'30.671
4	33.886	16.294	28.165	23.591	1'41.936	249,4	14:08'12.607
5	33.640	16.321	28.190	23.513	1'41.664	249,4	14:09'54.271
6	33.096	16.141	28.081	23.591	1'40.909	250,0	14:11'35.180
7	33.039	16.095	27.858	23.376	1'40.368	253,5	14:13'15.548

29° 91 B. JIMENEZ [1'39.323]							
Lap	Seg.1	Seg.2	Seg.3	Seg.4	Lap Time	km/h	Local Time
1		18.930	32.172	26.439	2'05.307	231,8	14:03'00.502
2	37.819	17.596	29.475	24.594	1'49.484	246,6	14:04'49.986
3	34.878	17.091	29.217	24.541	1'45.727C	250,6	14:06'35.713
4	33.816	16.786	28.547	23.909	1'43.058	236,3	14:08'18.771
5	33.152	16.216	27.979	23.559	1'40.906	251,2	14:09'59.677
6	32.566	15.936	27.840	23.350	1'39.692	251,7	14:11'39.369
7	32.646	16.078	27.918	23.317	1'39.959	251,2	14:13'19.328
8	32.407	15.962	27.915	23.392	1'39.676	252,3	14:14'59.004
9	32.362	15.966	27.903	23.242	1'39.473	251,7	14:16'38.477
10	32.406	16.010	28.101	23.755	1'40.272	252,9	14:18'18.749
11	32.295	15.951	27.802	23.275	1'39.323	252,9	14:19'58.072
12	32.220	15.910	27.822	23.582	1'39.534	254,1	14:21'37.606
13							

Last Passing Point FL at 14:21'37.606

30° 88 A. GIOMBINI [1'40.128]							
Lap	Seg.1	Seg.2	Seg.3	Seg.4	Lap Time	km/h	Local Time
1		18.862	31.114	26.090	2'05.172	231,8	14:03'00.367
2	37.628	17.425	29.259	24.575	1'48.887	244,3	14:04'49.254
3	34.821	16.714	28.501	23.969	1'44.005C	248,3	14:06'33.259
4	33.543	16.379	28.227	23.710	1'41.859	247,1	14:08'15.118
5	33.152	16.164	28.052	23.750	1'41.118	250,0	14:09'56.236
6	32.962	16.160	27.908	23.433	1'40.463	250,0	14:11'36.699
7	32.822	16.049	28.039	23.626	1'40.536	251,2	14:13'17.235
8	32.731	16.045	27.990	23.484	1'40.250	250,0	14:14'57.485
9	32.673	16.261	28.119	23.504	1'40.557	249,4	14:16'38.042
10	32.698	16.045	28.011	24.105	1'40.859C	251,2	14:18'18.901
11	32.596	15.890	28.223	23.419	1'40.128	252,3	14:19'59.029
12	32.633	16.142	28.076	23.823	1'40.674	251,2	14:21'39.703
13							

Last Passing Point FL at 14:21'39.703

31° 22 A. CARRASCO [1'40.808]							
Lap	Seg.1	Seg.2	Seg.3	Seg.4	Lap Time	km/h	Local Time
1		19.128	31.715	26.201	2'05.329	233,8	14:03'00.524
2	38.072	17.550	29.503	24.427	1'49.552	243,8	14:04'50.076
3	35.076	16.956	28.886	24.183	1'45.101C	247,1	14:06'35.177
4	34.202	16.694	28.683	23.800	1'43.379	243,2	14:08'18.556
5	33.599	16.259	28.020	23.379	1'41.257	247,7	14:09'59.813
6	32.932	16.188	28.114	23.574	1'40.808	248,3	14:11'40.621
7	33.073	16.402	28.320	23.526	1'41.321	245,5	14:13'21.942
8	33.065	16.305	28.410	23.604	1'41.384	245,5	14:15'03.326
9	32.876	16.367	28.223	23.450	1'40.916	245,5	14:16'44.242
10	32.812	16.356	28.308	23.510	1'40.986	246,0	14:18'25.228
11	32.880	16.319	28.388	23.558	1'41.145	244,9	14:20'06.373
12	32.928	16.399	28.416	23.917	1'41.660	245,5	14:21'48.033
13							

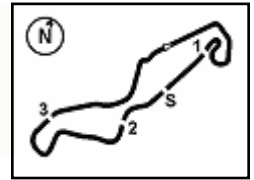
Last Passing Point FL at 14:21'48.033

32° 73 J. CRETARO [1'40.759]							
Lap	Seg.1	Seg.2	Seg.3	Seg.4	Lap Time	km/h	Local Time
1		19.483	32.115	25.927	2'06.109	228,3	14:03'01.304
2	38.563	18.241	29.965	24.783	1'51.552	244,3	14:04'52.856
3	35.563	17.029	28.573	23.953	1'45.118C	246,0	14:06'37.974
4	34.182	16.786	28.200	23.539	1'42.707	243,8	14:08'20.681
5	33.457	16.242	28.022	23.449	1'41.170	248,3	14:10'01.851
6	32.845	16.083	27.935	23.896	1'40.759	250,6	14:11'42.610
7	33.252	15.983	28.200	23.770	1'41.205	248,8	14:13'23.815
8	33.007	16.230	28.136	23.616	1'40.989	247,7	14:15'04.804
9	32.833	16.143	28.043	23.837	1'40.856	248,8	14:16'45.660
10	33.006	16.183	28.228	23.482	1'40.899	248,8	14:18'26.559

19/04/2026 P = Pits In/Out - C = Lap Time Cancelled

These data/results cannot be reproduced, stored and/or transmitted in whole or in part by any manner of electronic, mechanical, photocopying, recording, broadcasting or otherwise now known or herein after developed without the previous express consent by the copyright owner, except for reproduction in daily press and regular printed publications on sale to the public within 60 days of the event related to those data/results and always provided that copyright symbol appears together as follows below.

© DORNA WSBK ORGANIZATION Srl 2026



TT Circuit Assen 4.542 m

**Pirelli Dutch Round, 17-19 April 2026
Chronological Analysis Race 2**

Start at 14:00'55.195

11	32.854	16.147	28.314	23.681	1'40.996	248,8	14:20'07.555
12	32.804	16.116	28.270	23.667	1'40.857	250,0	14:21'48.412

Last Passing Point FL at 14:21'48.412

NC 37 R. GARCIA [1'37.626]							
Lap	Seg.1	Seg.2	Seg.3	Seg.4	Lap Time	km/h	Local Time
1		17.717	30.331	24.083	1'55.884	252,3	14:02'51.079
2	35.921	16.700	28.318	23.137	1'44.076	252,9	14:04'35.155
3	33.859	15.833	27.603	22.912	1'40.207	256,5	14:06'15.362
4	32.713	16.012	27.608	23.212	1'39.545	254,7	14:07'54.907
5	32.627	15.739	27.931	22.662	1'38.959		14:09'33.866
6	32.193	15.629	27.351	23.334	1'38.507	257,1	14:11'12.373
7	32.065	15.641	27.445	22.551	1'37.702	257,1	14:12'50.075
8	32.394	15.555	27.515	22.726	1'38.190	255,9	14:14'28.265
9	32.213	15.664	27.527	22.501	1'37.905	255,3	14:16'06.170
10	32.035	15.603	27.524	22.464	1'37.626	254,7	14:17'43.796
11	32.130	15.703	27.543	22.603	1'37.979	255,9	14:19'21.775
12	32.130	15.696	27.590	22.707	1'38.123	252,9	14:20'59.898
13							
14							
15							

Last Passing Point FL.1 at 14:21'13.362

RET 32 O. BAYLISS [1'45.223]							
Lap	Seg.1	Seg.2	Seg.3	Seg.4	Lap Time	km/h	Local Time
1		18.264	29.389	23.759	1'56.617	244,3	14:02'51.812
2	38.135	16.111	27.877	23.100	1'45.223	252,3	14:04'37.035
3	33.874	15.808	27.702			257,8	

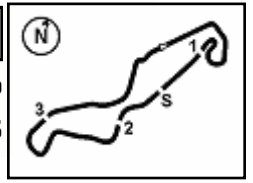
Last Passing Point I3.1 at 14:06'07.198

19/04/2026

P = Pits In/Out - C = Lap Time Cancelled

These data/results cannot be reproduced, stored and/or transmitted in whole or in part by any manner of electronic, mechanical, photocopying, recording, broadcasting or otherwise now known or herein after developed without the previous express consent by the copyright owner, except for reproduction in daily press and regular printed publications on sale to the public within 60 days of the event related to those data/results and always provided that copyright symbol appears together as follows below.

© DORNA WSBK ORGANIZATION Srl 2026



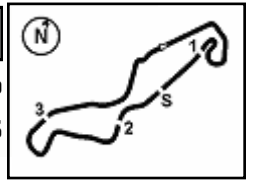
Pirelli Dutch Round, 17-19 April 2026
Best Laps & Speeds

No.	Rider Bike	Nat	Best Lap		FP		SP		WUP1		RC1		WUP2		RC2	
			LL	SPD	LL	SPD	LL	SPD	LL	SPD	LL	SPD	LL	SPD	LL	SPD
1	94 L. MAHIAS Yamaha YZF-R9	FRA	1'36.490 73 257,8		1'38.263 18 247,1		1'36.490 15 254,1		1'37.891 5 250,6		1'37.396 18 255,9		1'37.183 5 249,4		1'37.409 12 257,8	
2	53 V. DEBISE ZXMOTO 820RR	FRA	1'36.561 73 259,6		1'37.356 17 253,5		1'36.561 15 253,5		1'36.910 6 252,3		1'37.450 18 255,9		1'36.840 5 252,9		1'37.565 12 259,6	
3	75 A. ARENAS Yamaha YZF-R9	ESP	1'36.572 75 259,0		1'37.821 19 251,2		1'36.572 16 255,3		1'37.892 5 248,8		1'37.085 18 259,0		1'38.447 5 250,0		1'37.426 12 255,9	
4	69 T. BOOTH-AMOS Triumph Street Triple 765 RS	GBR	1'36.600 71 267,3		1'37.238 17 257,1		1'36.600 15 261,5		1'37.718 5 259,6		1'37.468 18 266,7		1'38.692 4 255,9		1'37.145 12 267,3	
5	61 C. ONCU Yamaha YZF-R9	TUR	1'36.628 78 256,5		1'37.010 20 248,3		1'36.628 17 256,5		1'37.084 6 247,1		1'37.563 18 254,7		1'37.936 5 253,5		1'37.647 12 255,9	
6	16 A. ZACCONE Ducati Panigale V2	ITA	1'36.646 70 259,6		1'37.833 16 253,5		1'36.646 14 258,4		1'38.417 5 252,3		1'37.537 18 259,6		1'37.476 5 257,1		1'37.807 12 259,0	
7	40 M. CASADEI Ducati Panigale V2	ITA	1'36.658 73 261,5		1'38.480 18 251,2		1'36.658 15 257,1		1'37.927 5 252,3		1'37.405 18 257,8		1'37.889 5 251,2		1'37.767 12 261,5	
8	65 P. OETTL Ducati Panigale V2	GER	1'36.667 78 260,9		1'37.900 21 259,6		1'36.667 17 259,6		1'37.035 5 253,5		1'37.421 18 259,6		1'37.475 5 259,0		1'37.483 12 260,9	
9	5 J. MASIA Ducati Panigale V2	ESP	1'36.872 69 260,9		1'37.794 14 254,7		1'36.872 15 257,1		1'37.485 5 252,3		1'37.151 18 259,6		1'37.993 5 252,9		1'37.653 12 260,9	
10	43 S. JESPERSEN Ducati Panigale V2	DEN	1'36.979 77 261,5		1'38.074 20 254,1		1'36.979 16 257,8		1'37.808 6 253,5		1'37.335 18 257,1		1'38.472 5 257,1		1'37.692 12 261,5	
11	77 D. AEGERTER Kawasaki ZX-6R 636	SUI	1'37.045 76 260,2		1'38.363 17 252,9		1'37.045 19 259,0		1'38.326 5 254,7		1'37.350 18 259,6		1'38.006 5 251,2		1'37.876 12 260,2	
12	11 M. FERRARI Ducati Panigale V2	ITA	1'37.134 79 264,1		1'37.426 19 255,3		1'37.134 19 264,1		1'37.671 6 252,9		1'37.733 18 257,8		1'38.208 5 253,5		1'37.693 12 263,4	
13	24 M. RAMIREZ QJMOTOR SRK 800 RS	ESP	1'37.225 76 259,6		1'38.190 20 254,7		1'37.225 19 259,6		1'38.293 4 253,5		1'38.143 18 255,3		1'41.180 3 251,7		1'38.793 12 256,5	
14	37 R. GARCIA Yamaha YZF-R9	ESP	1'37.319 58 257,1		1'38.947 17 255,9		1'37.391 15 252,9		1'38.114 5 255,9		1'37.319 4 253,5		1'37.627 5 253,5		1'37.626 12 257,1	
15	52 J. ALCOBA Kawasaki ZX-6R 636	ESP	1'37.363 71 264,1		1'37.430 15 256,5		1'37.363 16 253,5		1'37.755 5 252,3		1'37.457 18 260,2		1'38.019 5 255,3		1'37.805 12 264,1	
16	7 F. FARIOLI Yamaha YZF-R9	ITA	1'37.412 76 257,8		1'37.802 18 251,2		1'37.426 18 252,9		1'38.614 5 249,4		1'37.412 18 254,7		1'38.180 5 253,5		1'37.705 12 257,8	
17	57 A. MAHENDRA Yamaha YZF-R9	INA	1'37.431 73 259,6		1'38.259 17 251,7		1'37.682 16 255,9		1'37.839 5 251,7		1'37.431 18 254,7		1'37.809 5 251,7		1'37.718 12 259,6	
18	60 D. GEIGER Yamaha YZF-R9	GER	1'37.487 63 267,3		1'37.972 8 258,4		1'37.559 15 263,4		1'37.713 5 253,5		1'37.853 18 267,3		1'37.487 5 260,2		1'38.446 12 264,1	
19	50 O. VOSTATEK Triumph Street Triple 765 RS	CZE	1'37.379 75 257,1		1'37.859 17 251,7		1'37.613 18 257,1		1'37.839 5 252,9		1'38.098 18 255,9		1'37.379 5 255,3		1'38.313 12 251,7	
20	32 O. BAYLISS Triumph Street Triple 765 RS	AUS	1'37.649 67 262,1		1'38.233 17 256,5		1'37.649 20 261,5		1'38.028 5 257,1		1'37.654 18 262,1		1'38.193 5 261,5		1'45.223 2 257,8	
21	64 F. CARICASULO ZXMOTO 820RR	ITA	1'37.672 60 257,1		1'38.257 15 249,4		1'37.672 10 252,9		1'37.977 6 250,0		1'38.039 17 252,9		248,3		1'38.197 12 257,1	
22	31 Y. OKAMOTO Yamaha YZF-R9	JPN	1'37.681 75 254,1		1'38.536 16 250,0		1'37.681 19 254,1		1'38.722 5 251,7		1'37.968 18 251,2		1'38.518 5 252,3		1'39.242 12 251,7	
23	3 R. DE ROSA QJMOTOR SRK 800 RS	ITA	1'37.741 75 256,5		1'38.517 16 250,6		1'37.741 19 254,1		1'38.280 5 250,0		1'38.127 18 253,5		1'38.532 5 249,4		1'38.095 12 256,5	
24	70 J. WHATLEY Ducati Panigale V2	GBR	1'37.786 75 259,0		1'38.726 19 254,7		1'37.786 18 254,1		1'38.379 5 255,9		1'38.164 16 255,9		1'37.924 5 259,0		1'39.086 12 254,1	
25	4 J. KENNEDY Honda CBR600RR	IRL	1'37.891 74 252,9		1'38.448 16 248,8		1'37.891 18 252,9		1'39.275 5 246,6		1'38.696 18 251,7		1'38.784 5 251,2		1'38.724 12 251,2	

19/04/2026

These data/results cannot be reproduced, stored and/or transmitted in whole or in part by any manner of electronic, mechanical, photocopying, recording, broadcasting or otherwise now known or herein after developed without the previous express consent by the copyright owner, except for reproduction in daily press and regular printed publications on sale to the public within 60 days of the event related to those data/results and always provided that copyright symbol appears together as follows below.

© DORNA WSBK ORGANIZATION Srl 2026



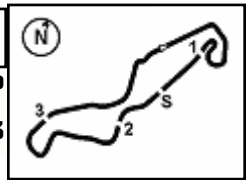
Pirelli Dutch Round, 17-19 April 2026
Best Laps & Speeds

No.	Rider Bike	Nat	Best Lap		FP		SP		WUP1		RC1		WUP2		RC2	
			LL	SPD	LL	SPD	LL	SPD	LL	SPD	LL	SPD	LL	SPD	LL	SPD
26	20 X. CARDELUS Yamaha YZF-R9	AND	1'38.023 59	254,7	1'38.773 20	254,7	1'38.541 1	252,9	1'38.150 5	251,2	1'38.023 16	254,7	1'39.075 5	247,7	1'38.758 12	253,5
27	19 A. KOFLER Yamaha YZF-R9	AUT	1'38.124 75	254,1	1'39.354 19	250,0	1'38.124 18	254,1	1'39.293 5	248,3	1'38.246 16	250,6	1'39.169 5	248,3	1'39.617 12	250,6
28	54 R. ROSSI Ducati Panigale V2	ITA	1'38.173 74	257,1	1'39.366 19	253,5	1'38.173 15	254,7	1'39.093 5	252,3	1'39.311 18	254,7	1'39.557 5	257,1	1'40.025 12	253,5
29	91 B. JIMENEZ Ducati Panigale V2	ESP	1'38.192 75	254,1	1'40.541 21	251,7	1'38.192 14	254,1	1'38.613 5	251,2	1'38.907 18	252,9	1'38.599 5	252,3	1'39.323 12	254,1
30	10 L. TACCINI Ducati Panigale V2	ITA	1'38.499 74	257,8	1'39.263 16	253,5	1'38.499 18	255,9	1'39.443 5	253,5	1'39.009 18	253,5	1'38.849 5	257,8	1'38.919 12	257,1
31	25 O. KONIG Triumph Street Triple 765 RS	CZE	1'38.514 73	255,3	1'39.129 17	252,9	1'38.877 16	255,3	1'39.483 5	251,7	1'38.859 18	252,9	1'38.514 5	254,1	1'39.577 12	252,3
32	22 A. CARRASCO Honda CBR600RR	ESP	1'39.092 75	252,3	1'40.420 18	250,6	1'39.092 17	252,3	1'40.393 5	248,3	1'39.614 18	252,3	1'40.333 5	252,3	1'40.808 12	248,3
33	73 J. CRETARO MV Agusta F3 800 RR	ITA	1'39.252 52	254,7	1'40.139 16	247,1	1'39.252 14	250,0	1'39.436 5	254,7			1'39.369 5	254,1	1'40.759 12	250,6
34	88 A. GIOMBINI MV Agusta F3 800 RR	ITA	1'39.518 61	254,1	1'41.298 5	250,0	1'39.668 16	254,1	1'39.518 5	252,3	1'40.469 18	250,6	1'40.365 5	252,9	1'40.128 12	252,3

19/04/2026

These data/results cannot be reproduced, stored and/or transmitted in whole or in part by any manner of electronic, mechanical, photocopying, recording, broadcasting or otherwise now known or herein after developed without the previous express consent by the copyright owner, except for reproduction in daily press and regular printed publications on sale to the public within 60 days of the event related to those data/results and always provided that copyright symbol appears together as follows below.

© DORNA WSBK ORGANIZATION Srl 2026


Pirelli Dutch Round, 17-19 April 2026
Fastest Laps Race 2

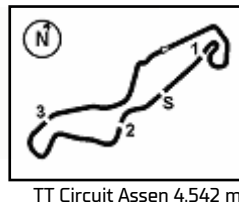
	No.	Rider	Nat	Team	Bike	Class	Lap	Time	Gap
1	69	T. BOOTH-AMOS	GBR	PTR Triumph Factory Racing	Triumph Street Triple 765 RS		8	1'37.145	
2	94	L. MAHIAS	FRA	GMT94 Yamaha	Yamaha YZF-R9		12	1'37.409	0.264
3	75	A. ARENAS	ESP	AS BLU CRU Racing Team	Yamaha YZF-R9		12	1'37.426	0.281
4	65	P. OETTL	GER	Feel Racing WorldSSP Team	Ducati Panigale V2		12	1'37.483	0.338
5	53	V. DEBISE	FRA	EASTROC ZXMTOTO Evan Bros Factory	ZXMTOTO 820RR		10	1'37.565	0.420
6	37	R. GARCIA	ESP	GMT94 Yamaha	Yamaha YZF-R9		10	1'37.626	0.481
7	61	C. ONCU	TUR	Pata Yamaha Ten Kate Racing	Yamaha YZF-R9		11	1'37.647	0.502
8	5	J. MASIA	ESP	Orelac Racing Verdnatura	Ducati Panigale V2		11	1'37.653	0.508
9	43	S. JESPERSEN	DEN	EAB Racing Team	Ducati Panigale V2		9	1'37.692	0.547
10	11	M. FERRARI	ITA	WRP Racing	Ducati Panigale V2		11	1'37.693	0.548
11	7	F. FARIOLI	ITA	VFT Racing Yamaha	Yamaha YZF-R9		9	1'37.705	0.560
12	57	A. MAHENDRA	INA	AS BLU CRU Racing Team	Yamaha YZF-R9		11	1'37.718	0.573
13	40	M. CASADEI	ITA	D34G WorldSSP Racing Team	Ducati Panigale V2		11	1'37.767	0.622
14	52	J. ALCOBA	ESP	Kawasaki WorldSSP Team	Kawasaki ZX-6R 636		12	1'37.805	0.660
15	16	A. ZACCONE	ITA	Ecosantagata Althea Racing Team	Ducati Panigale V2		10	1'37.807	0.662
16	77	D. AEGERTER	SUI	Kawasaki WorldSSP Team	Kawasaki ZX-6R 636		12	1'37.876	0.731
17	3	R. DE ROSA	ITA	QJMOTOR Factory Racing	QJMOTOR SRK 800 RS	*	7	1'38.095	0.950
18	64	F. CARICASULO	ITA	EASTROC ZXMTOTO Evan Bros Factory	ZXMTOTO 820RR		10	1'38.197	1.052
19	50	O. VOSTATEK	CZE	Compos Racing Team	Triumph Street Triple 765 RS		10	1'38.313	1.168
20	60	D. GEIGER	GER	Team Apreco	Yamaha YZF-R9		9	1'38.446	1.301
21	4	J. KENNEDY	IRL	Honda Racing World Supersport	Honda CBR600RR	*	7	1'38.724	1.579
22	20	X. CARDELUS	AND	Cerba Yamaha Racing Team	Yamaha YZF-R9		11	1'38.758	1.613
23	24	M. RAMIREZ	ESP	QJMOTOR Factory Racing	QJMOTOR SRK 800 RS	*	8	1'38.793	1.648
24	10	L. TACCINI	ITA	Ecosantagata Althea Racing Team	Ducati Panigale V2		11	1'38.919	1.774
25	70	J. WHATLEY	GBR	Orelac Racing Verdnatura	Ducati Panigale V2		10	1'39.086	1.941
26	31	Y. OKAMOTO	JPN	Pata Yamaha Ten Kate Racing	Yamaha YZF-R9		10	1'39.242	2.097
27	91	B. JIMENEZ	ESP	WRP Racing	Ducati Panigale V2		11	1'39.323	2.178
28	25	O. KONIG	CZE	Compos Racing Team	Triumph Street Triple 765 RS		8	1'39.577	2.432
29	19	A. KOFLER	AUT	Motorsport Kofler	Yamaha YZF-R9	*	10	1'39.617	2.472
30	54	R. ROSSI	ITA	Renzi Corse	Ducati Panigale V2		11	1'40.025	2.880
31	88	A. GIOMBINI	ITA	Motozoo by Madforce Dubai	MV Agusta F3 800 RR		11	1'40.128	2.983
32	73	J. CRETARO	ITA	Flembo by Racing Development	MV Agusta F3 800 RR		6	1'40.759	3.614
33	22	A. CARRASCO	ESP	Honda Racing World Supersport	Honda CBR600RR	*	6	1'40.808	3.663
34	32	O. BAYLISS	AUS	PTR Triumph Factory Racing	Triumph Street Triple 765 RS		2	1'45.223	8.078

* WorldSSP Challenge

19/04/2026

These data/results cannot be reproduced, stored and/or transmitted in whole or in part by any manner of electronic, mechanical, photocopying, recording, broadcasting or otherwise now known or herein after developed without the previous express consent by the copyright owner, except for reproduction in daily press and regular printed publications on sale to the public within 60 days of the event related to those data/results and always provided that copyright symbol appears together as follows below.

© DORNA WSBK ORGANIZATION Srl 2026

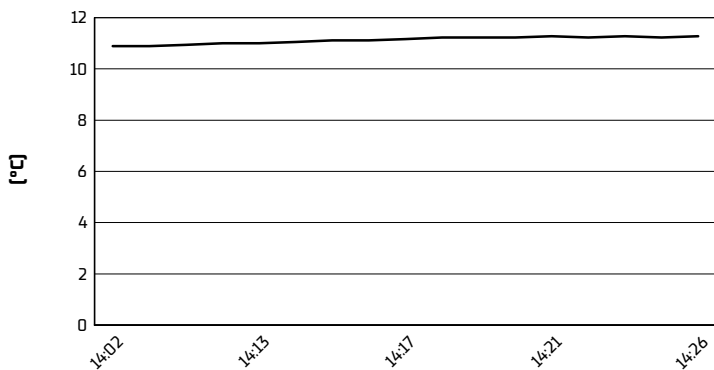


Pirelli Dutch Round, 17-19 April 2026

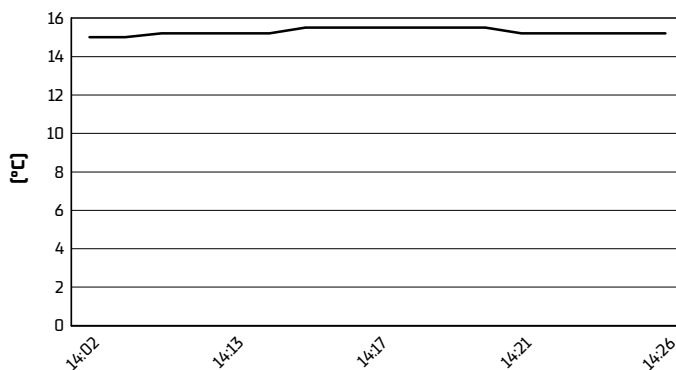
Weather Report Race 2

Session started 14:01 - Session ended 14:26


Air Temperature



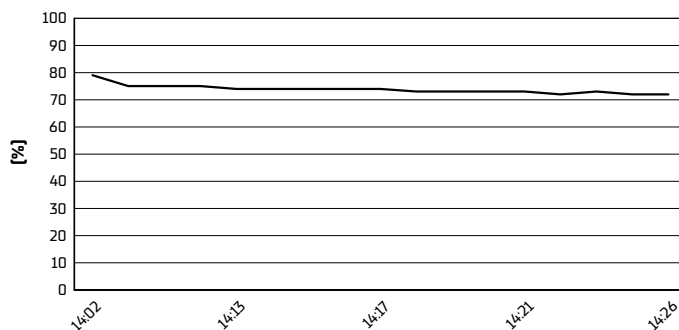
Track Temperature



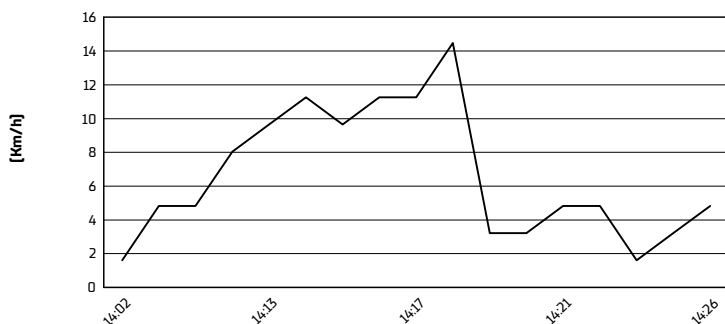
Air Pressure



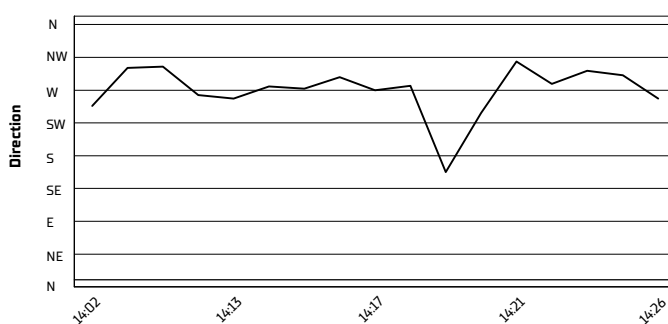
Humidity



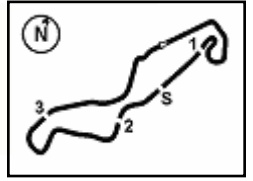
Wind Speed



Wind Direction



19/04/2026
These data/results cannot be reproduced, stored and/or transmitted in whole or in part by any manner of electronic, mechanical, photocopying, recording, broadcasting or otherwise now known or herein after developed without the previous express consent by the copyright owner, except for reproduction in daily press and regular printed publications on sale to the public within 60 days of the event related to those data/results and always provided that copyright symbol appears together as follows below.
© DORNA WSBK ORGANIZATION Srl 2026



Pirelli Dutch Round, 17-19 April 2026
Riders Performance

TT Circuit Assen 4.542 m

	Points	Points From First	Points From Previous	February 22	March 29	April 19	May 3	May 17	May 31	June 14	July 12	September 6	September 27	October 11	October 18			
				SP 1 2	SP 1 2	SP 1 2	SP 1 2	SP 1 2	SP 1 2	SP 1 2	SP 1 2	SP 1 2	SP 1 2	SP 1 2	SP 1 2	SP 1 2	SP 1 2	SP 1 2
1	MASIA	106		1 1 10	6 2 2	9 1 6												
2	ARENAS	105	1	7 4 1	4 5 3	3 2 2												
3	DETTL	79	27	26	6 2 11	5 6 6	8 7 1											
4	DEBISE	72	34	7	3 25 24	2 1 1	2 4 7											
5	MAHIAS	54	52	18	13 24 8	3 3 4	1 5 10											
6	ONCU	52	54	2	4 5 5	1 25 8	5 10 3											
7	ZACCONE	50	56	2	22 8 7	10 8 10	6 8 5											
8	ALCOBA	43	63	7	19 10 9	13 10 7	14 9 8											
9	GARCIA	41	65	2	11 9 6	8 4 5	15 Rt Nc											
10	BOOTH-AMOS	38	68	3	5 Rt 15	11 12 12	4 3 4											
11	FERRARI	32	74	6	8 6 3	17 17 15	12 14 13											
12	MAHENDRA	26	80	6	13 2	25 23 Rt	22 15 14											
13	BAYLISS	20	86	6	2 3 12	18 Rt Rt	19 18 Rt											
14	JESPERSEN	19	87	1	16 12 16	14 13 14	10 11 11											
15	AEGERTER	16	90	3	23 23 Rt	16 11 18	11 6 15											
16	PEROLARI	16	90	0		7 7 9												
17	CASADEI	15	91	1	10 Rt 27	20 16 11	7 13 9											
18	FARIOLI	14	92	1	21 15 13	22 14 16	16 12 12											
19	GIOMBINI	13	93	1	26 21 4	30 29 26	34 28 30											
20	CARICASULO	9	97	4	18 14 19	9 9 17	20 Rt 16											
21	WHATLEY	9	97	0	12 11 17	12 15 13	24 Rt 23											
22	VOSTATEK	9	97	0	9 7 25	15 18 19	18 16 18											
23	CARDELUS	2	104	7	17 16 14	19 19 20	30 Rt 26											

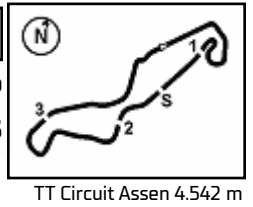
19/04/2026

SP = Superpole - 1 = Race 1 - 2 = Race 2

Ns = Did Not Start - Rt = Retired - Ex = Excluded

These data/results cannot be reproduced, stored and/or transmitted in whole or in part by any manner of electronic, mechanical, photocopying, recording, broadcasting or otherwise now known or herein after developed without the previous express consent by the copyright owner, except for reproduction in daily press and regular printed publications on sale to the public within 60 days of the event related to those data/results and always provided that copyright symbol appears together as follows below.

© DORNA WSBK ORGANIZATION Srl 2026



Pirelli Dutch Round, 17-19 April 2026
Race Winners

TT Circuit Assen 4.542 m

	2023	2024	2025	2026
01 Phillip Island	RC1: Bulega N. (ITA) DUC RC2: Bulega N. (ITA) DUC	RC1: Montella Y. (ITA) DUC RC2: Montella Y. (ITA) DUC	RC1: Manzi S. (ITA) YAM RC2: Booth-Amos T. (GBR) TRI	RC1: Masia J. (ESP) DUC RC2: Arenas A. (ESP) YAM
02 Portimao	RC1: Bulega N. (ITA) DUC RC2: Manzi S. (ITA) YAM	RC1: Montella Y. (ITA) DUC RC2: Montella Y. (ITA) DUC	RC1: Oncu C. (TUR) YAM RC2: Bendsneyder B. (NED) MVA	RC1: Debise V. (FRA) ZXM RC2: Debise V. (FRA) ZXM
03 Assen	RC1: Bulega N. (ITA) DUC RC2: Bulega N. (ITA) DUC	RC1: Huertas A. (ESP) DUC RC2: van Straalen G. (NED) YAM	RC1: Bendsneyder B. (NED) MVA RC2: Oncu C. (TUR) YAM	RC1: Masia J. (ESP) DUC RC2: Oetti P. (GER) DUC
04 Balaton			RC1: Manzi S. (ITA) YAM RC2: Manzi S. (ITA) YAM	
05 Most	RC1: Bulega N. (ITA) DUC RC2: Mackenzie T. (GBR) HDN	RC1: Huertas A. (ESP) DUC RC2: Huertas A. (ESP) DUC	RC1: Masia J. (ESP) DUC RC2: Oncu C. (TUR) YAM	
06 Aragon	RC1: Bulega N. (ITA) DUC RC2: Bulega N. (ITA) DUC	RC1: Huertas A. (ESP) DUC RC2: Montella Y. (ITA) DUC	RC1: Debise V. (FRA) DUC RC2: Oncu C. (TUR) YAM	
07 Misano	RC1: Bulega N. (ITA) DUC RC2: Manzi S. (ITA) YAM	RC1: Huertas A. (ESP) DUC RC2: Huertas A. (ESP) DUC	RC1: Manzi S. (ITA) YAM RC2: Oncu C. (TUR) YAM	
08 Donington	RC1: Bulega N. (ITA) DUC RC2: Bulega N. (ITA) DUC	RC1: Huertas A. (ESP) DUC RC2: Huertas A. (ESP) DUC	RC1: Manzi S. (ITA) YAM RC2: Oncu C. (TUR) YAM	
09 Magny-Cours	RC1: Bulega N. (ITA) DUC RC2: Bulega N. (ITA) DUC	RC1: Tuuli N. (FIN) DUC RC2: Montella Y. (ITA) DUC	RC1: Manzi S. (ITA) YAM RC2: Manzi S. (ITA) YAM	
10 Cremona		RC1: Huertas A. (ESP) DUC RC2: Manzi S. (ITA) YAM	RC1: Manzi S. (ITA) YAM RC2: Manzi S. (ITA) YAM	
11 Estoril		RC1: Montella Y. (ITA) DUC RC2: Manzi S. (ITA) YAM	RC1: Debise V. (FRA) DUC RC2: Manzi S. (ITA) YAM	
12 Jerez	RC1: Bulega N. (ITA) DUC RC2: Bulega N. (ITA) DUC	RC1: Manzi S. (ITA) YAM RC2: Manzi S. (ITA) YAM	RC1: Manzi S. (ITA) YAM RC2: Masia J. (ESP) DUC	

2026

- 2 V. Debise
- 2 J. Masia
- 1 A. Arenas
- 1 P. Oetti

ALL TIMES

- | | | | | |
|-------------------|-------------------|------------------|-----------------|-----------------------|
| 43 K. Sofuoglu | 7 R. Krummenacher | 4 J. Masia | 2 A. West | 1 M. Roccoli |
| 27 D. Aegerter | 7 C. Oncu | 4 C. Vermeulen | 2 R. Xaus | 1 R. Rolfo |
| 24 J. Cluzel | 7 A. Pitt | 4 J. Whitham | 1 A. Arenas | 1 B. Sofuoglu |
| 21 S. Manzi | 6 P. Casoli | 3 C. Kellner | 1 A. Badovini | 1 Y. Tiberio |
| 16 N. Bulega | 6 S. Chambon | 3 J. Lascorz | 1 P. Bontempi | 1 J. Van Den Goorberg |
| 16 F. Foret | 6 C. Davies | 3 I. MacPherson | 1 T. Booth-Amos | 1 G. van Straalen |
| 12 S. Charpentier | 6 K. Fujiwara | 3 J. Rea | 1 R. De Rosa | 1 A. Verdoia |
| 12 E. Laverty | 6 B. Parkes | 3 L. Scassa | 1 L. Lanzi | 1 R. Wilairot |
| 12 A. Locatelli | 6 J. Teuchert | 3 K. Smith | 1 T. Mackenzie | 1 L. Zanetti |
| 11 K. Muggeridge | 6 M. van der Mark | 3 N. Tuuli | 1 S. Morais | 1 W. Zeelenberg |
| 10 A. Huertas | 5 C. Crutchlow | 2 B. Bendsneyder | 1 G. Nannelli | |
| 9 L. Mahias | 5 S. Odendaal | 2 J. Brookes | 1 P. Oetti | |
| 8 S. Lowes | 4 L. Baldassarri | 2 S. Cortese | 1 M. Pirro | |
| 8 Y. Montella | 4 K. Curtain | 2 M. Gonzalez | 1 G. Rea | |
| 7 F. Caricasulo | 4 V. Debise | 2 P. Jacobsen | 1 P. Riba | |

19/04/2026

These data/results cannot be reproduced, stored and/or transmitted in whole or in part by any manner of electronic, mechanical, photocopying, recording, broadcasting or otherwise now known or herein after developed without the previous express consent by the copyright owner, except for reproduction in daily press and regular printed publications on sale to the public within 60 days of the event related to those data/results and always provided that copyright symbol appears together as follows below.

© DORNA WSBK ORGANIZATION Srl 2026