

TT Circuit Assen 4.542 m

Pirelli Dutch Round, 17–19 April 2026
Biographical Entry List

No.	Rider (Abbreviation)	Age	Date of Birth	Place of Birth	Nat	Bike Team	Wins 2026	Podiums 2026	Pole 2026	Races 2026	Tyres	Class
1	3 DE ROSA Raffaele [DeR]	39	25/03/1987	Napoli	ITA	QJMOTOR SRK 800 RS QJMOTOR Factory Racing	1	19		180	Pirelli	*
2	4 KENNEDY Jack [Ken]	38	06/12/1987	Dublin	IRL	Honda CBR600RR Honda Racing World Supersport		1		30	Pirelli	*
3	5 MASIA Jaume [Mas]	25	08/10/2000	Algemesi - Valencia	ESP	Ducati Panigale V2 Orelac Racing Verdatura	3	8	2	28	Pirelli	
4	7 FARIOLI Filippo [Far]	21	04/04/2005	Bergamo	ITA	Yamaha YZF-R9 VFT Racing Yamaha	1	3	1	4	Pirelli	
5	10 TACCINI Leonardo [Tac]	23	18/09/2002	Rome	ITA	Ducati Panigale V2 Ecosantagata Althea Racing Team				71	Pirelli	
6	11 FERRARI Matteo [Fer]	29	12/02/1997	Cesena	ITA	Ducati Panigale V2 WRP Racing		1		8	Pirelli	
7	16 ZACCONE Alessandro [Zac]	27	16/01/1999	Rimini	ITA	Ducati Panigale V2 Ecosantagata Althea Racing Team				21	Pirelli	
8	19 KOFLER Andreas [Kof]	21	12/08/2004	Voecklabruck	AUT	Yamaha YZF-R9 Motorsport Kofler				6	Pirelli	*
9	20 CARDELUS Xavi [XCa]	27	15/05/1998	Andorra	AND	Yamaha YZF-R9 Cerba Yamaha Racing Team				32	Pirelli	
10	22 CARRASCO Ana [CaA]	29	10/03/1997	Cehegin	ESP	Honda CBR600RR Honda Racing World Supersport				22	Pirelli	*
11	24 RAMIREZ Marcos [Ram]	28	16/12/1997	Conil	ESP	QJMOTOR SRK 800 RS QJMOTOR Factory Racing				7	Pirelli	*
12	25 KONIG Oliver [Kon]	24	18/03/2002	Praha	CZE	Triumph Street Triple 765 RS Compos Racing Team				4	Pirelli	
13	31 OKAMOTO Yuki [Oka]	26	23/07/1999	Japan	JPN	Yamaha YZF-R9 Pata Yamaha Ten Kate Racing				22	Pirelli	
14	32 BAYLISS Oli [Bay]	22	20/09/2003	Monaco	AUS	Triumph Street Triple 765 RS PTR Triumph Factory Racing		1		87	Pirelli	
15	37 GARCIA Roberto [Gar]	19	31/05/2006	Sevilla	ESP	Yamaha YZF-R9 GMT94 Yamaha				18	Pirelli	
16	40 CASADEI Mattia [Cas]	26	02/07/1999	Rimini	ITA	Ducati Panigale V2 D34G WorldSSP Racing Team			2	23	Pirelli	
17	43 JESPERSEN Simon [Jes]	24	23/07/2001	Copenhagen	DEN	Ducati Panigale V2 EAB Racing Team		1		52	Pirelli	
18	50 VOSTATEK Ondrej [Vos]	21	26/08/2004	Praha 4	CZE	Triumph Street Triple 765 RS Compos Racing Team				92	Pirelli	
19	52 ALCOBA Jeremy [Alc]	24	15/11/2001	Tortosa	ESP	Kawasaki ZX-6R 636 Kawasaki WorldSSP Team		2		28	Pirelli	
20	53 DEBISE Valentin [Deb]	34	12/02/1992	Albi	FRA	ZXMOTO 820RR EASTROC ZXMOTO Evan Bros Factory	4	16		98	Pirelli	
21	54 ROSSI Riccardo [Ros]	24	21/03/2002	Genova	ITA	Ducati Panigale V2 Renzi Corse	2	2		4	Pirelli	
22	57 MAHENDRA Aldi [MaA]	19	27/06/2006	Yogyakarta	INA	Yamaha YZF-R9 AS BLU CRU Racing Team		1		20	Pirelli	
23**	60 GEIGER Dirk [Gei]	23	04/07/2002	Mannheim	GER	Yamaha YZF-R9 Team Apreco					Pirelli	
24	61 ONCU Can [Onc]	22	26/07/2003	Alanya	TUR	Yamaha YZF-R9 Pata Yamaha Ten Kate Racing	7	30	5	126	Pirelli	
25	64 CARICASULO Federico [Car]	30	06/04/1996	Ravenna	ITA	ZXMOTO 820RR EASTROC ZXMOTO Evan Bros Factory	7	35	13	167	Pirelli	
26	65 OETTL Philipp [Oet]	29	03/05/1996	Bad Reichenhall	GER	Ducati Panigale V2 Feel Racing WorldSSP Team		14	1	64	Pirelli	
27	69 BOOTH-AMOS Tom [Boo]	30	12/03/1996	Stafford	GBR	Triumph Street Triple 765 RS PTR Triumph Factory Racing	1	10		89	Pirelli	
28	70 WHATLEY Josh [Wha]	20	02/09/2005	Chetsey	GBR	Ducati Panigale V2 Orelac Racing Verdatura				8	Pirelli	
29	73 CRETARO Jacopo [Cre]	25	12/05/2000	Roma	ITA	MV Agusta F3 800 RR Fiembbo by Racing Development				12	Pirelli	
30	75 ARENAS Albert [Are]	29	11/12/1996	Barcelona	ESP	Yamaha YZF-R9 AS BLU CRU Racing Team	1	2		4	Pirelli	
31	77 AEGERTER Dominique [Aeg]	35	30/09/1990	Röthenbach Im Emmental	SUI	Kawasaki ZX-6R 636 Kawasaki WorldSSP Team	27	35	11	48	Pirelli	
32	88 GIOMBINI Andrea [Gio]	22	11/03/2004	Roma	ITA	MV Agusta F3 800 RR Motozoo by Madforce Dubai				10	Pirelli	
33	91 JIMENEZ Borja [Jim]	18	30/06/2007	Murcia	ESP	Ducati Panigale V2 WRP Racing				4	Pirelli	
34	94 MAHIAS Lucas [Mah]	37	14/04/1989	Mont de Marsan	FRA	Yamaha YZF-R9 GMT94 Yamaha	9	35	9	123	Pirelli	

17/04/2026

* = Wild Card

** = One Event

Pirelli Dutch Round, 17-19 April 2026

Results Free Practice

No.	Rider	Nat	Team	Bike	Class	Time	Gap	Rel.	Laps	Speed	
										Avg	Max
1	61 C. ONCU	TUR	Pata Yamaha Ten Kate Racing	Yamaha YZF-R9		1'37.010			20	168,552	248,3
2	69 T. BOOTH-AMOS	GBR	PTR Triumph Factory Racing	Triumph Street Triple 765 RS		1'37.238	0.228	0.228	17	168,156	257,1
3	53 V. DEBISE	FRA	EASTROC ZXMTOTO Evan Bros Factory	ZXMTOTO 820RR		1'37.356	0.346	0.118	17	167,953	253,5
4	11 M. FERRARI	ITA	WRP Racing	Ducati Panigale V2		1'37.426	0.416	0.070	19	167,832	255,3
5	52 J. ALCOBA	ESP	Kawasaki WorldSSP Team	Kawasaki ZX-6R 636		1'37.430	0.420	0.004	15	167,825	256,5
6	5 J. MASIA	ESP	Orelac Racing Verdnatura	Ducati Panigale V2		1'37.794	0.784	0.364	14	167,200	254,7
7	7 F. FARIOLI	ITA	VFT Racing Yamaha	Yamaha YZF-R9		1'37.802	0.792	0.008	18	167,187	251,2
8	75 A. ARENAS	ESP	AS BLU CRU Racing Team	Yamaha YZF-R9		1'37.821	0.811	0.019	19	167,154	251,2
9	16 A. ZACCONE	ITA	Ecosantagata Althea Racing Team	Ducati Panigale V2		1'37.833	0.823	0.012	16	167,134	253,5
10	0. VOSTATEK	CZE	Compos Racing Team	Triumph Street Triple 765 RS		1'37.859	0.849	0.026	17	167,089	251,7
11	65 P. OETTL	GER	Feel Racing WorldSSP Team	Ducati Panigale V2		1'37.900	0.890	0.041	21	167,019	259,6
12	60 D. GEIGER	GER	Team Apreco	Yamaha YZF-R9		1'37.972	0.962	0.072	8	166,897	258,4
13	43 S. JESPERSEN	DEN	EAB Racing Team	Ducati Panigale V2		1'38.074	1.064	0.102	20	166,723	254,1
14	24 M. RAMIREZ	ESP	QJMOTOR Factory Racing	QJMOTOR SRK 800 RS	*	1'38.190	1.180	0.116	20	166,526	254,7
15	32 O. BAYLISS	AUS	PTR Triumph Factory Racing	Triumph Street Triple 765 RS		1'38.233	1.223	0.043	17	166,453	256,5
16	64 F. CARICASULO	ITA	EASTROC ZXMTOTO Evan Bros Factory	ZXMTOTO 820RR		1'38.257	1.247	0.024	15	166,413	249,4
17	57 A. MAHENDRA	INA	AS BLU CRU Racing Team	Yamaha YZF-R9		1'38.259	1.249	0.002	17	166,409	251,7
18	94 L. MAHIAS	FRA	GMT94 Yamaha	Yamaha YZF-R9		1'38.263	1.253	0.004	18	166,402	247,1
19	77 D. AEGERTER	SUI	Kawasaki WorldSSP Team	Kawasaki ZX-6R 636		1'38.363	1.353	0.100	17	166,233	252,9
20	4 J. KENNEDY	IRL	Honda Racing World Supersport	Honda CBR600RR	*	1'38.448	1.438	0.085	16	166,090	248,8
21	40 M. CASADEI	ITA	D34G WorldSSP Racing Team	Ducati Panigale V2		1'38.480	1.470	0.032	18	166,036	251,2
22	3 R. DE ROSA	ITA	QJMOTOR Factory Racing	QJMOTOR SRK 800 RS	*	1'38.517	1.507	0.037	16	165,973	250,6
23	31 Y. OKAMOTO	JPN	Pata Yamaha Ten Kate Racing	Yamaha YZF-R9		1'38.536	1.526	0.019	16	165,941	250,0
24	70 J. WHATLEY	GBR	Orelac Racing Verdnatura	Ducati Panigale V2		1'38.726	1.716	0.190	19	165,622	254,7
25	20 X. CARDELUS	AND	Cerba Yamaha Racing Team	Yamaha YZF-R9		1'38.773	1.763	0.047	20	165,543	254,7
26	37 R. GARCIA	ESP	GMT94 Yamaha	Yamaha YZF-R9		1'38.947	1.937	0.174	17	165,252	255,9
27	25 O. KONIG	CZE	Compos Racing Team	Triumph Street Triple 765 RS		1'39.129	2.119	0.182	17	164,949	252,9
28	10 L. TACCINI	ITA	Ecosantagata Althea Racing Team	Ducati Panigale V2		1'39.263	2.253	0.134	16	164,726	253,5
29	19 A. KOFLER	AUT	Motorsport Kofler	Yamaha YZF-R9	*	1'39.354	2.344	0.091	19	164,575	250,0
30	54 R. ROSSI	ITA	Renzi Corse	Ducati Panigale V2		1'39.366	2.356	0.012	19	164,555	253,5
31	73 J. CRETARO	ITA	Flembbo by Racing Development	MV Agusta F3 800 RR		1'40.139	3.129	0.773	16	163,285	247,1
32	22 A. CARRASCO	ESP	Honda Racing World Supersport	Honda CBR600RR	*	1'40.420	3.410	0.281	18	162,828	250,6
33	91 B. JIMENEZ	ESP	WRP Racing	Ducati Panigale V2		1'40.541	3.531	0.121	21	162,632	251,7
34	88 A. GIOMBINI	ITA	Motozoo by Madforce Dubai	MV Agusta F3 800 RR		1'41.298	4.288	0.757	5	161,417	250,0

Qualifying Lap Time (105% of 1'37.010): 1'41.861

* WorldSSP Challenge

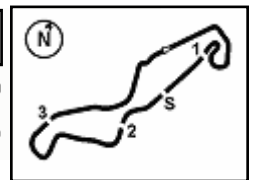
AIR	Humidity:	55%	Temp:	16°C
TRACK	Condition:	Dry	Temp:	21°C

Records	Pole	[SP]	2025 C.Oncu	1'36.184	170,000	Km/h
	Race	[RC1]	2025 S.Manzi	1'36.952	168,650	Km/h
	All Times	[SP]	2025 C.Oncu	1'36.184	170,000	Km/h

17/04/2026 Start 11:20 End 12:06 The results are provisional until the end of the time limit for protests and appeals and the completion of the technical checks. Clerk Of The Course: **Roland Brontsema** Publication Time: **12:09**

These data/results cannot be reproduced, stored and/or transmitted in whole or in part by any manner of electronic, mechanical, photocopying, recording, broadcasting or otherwise now known or herein after developed without the previous express consent by the copyright owner, except for reproduction in daily press and regular printed publications on sale to the public within 60 days of the event related to those data/results and always provided that copyright symbol appears together as follows below.

© DORNA WSBK ORGANIZATION Srl 2026



Pirelli Dutch Round, 17-19 April 2026
Results Free Practice

Session Highlights

Local Time	No. Rider	Description
11.20.00		Start of Session
11.25.56	52 J. ALCOBA	#52 Lap Time Cancelled [1'40.205] - Exceeded Track Limits - Turn 18
11.26.50	52 J. ALCOBA	#52 Lap Time Cancelled [1'39.184] - Exceeded Track Limits - Turn 18
11.32.37		Yellow Flag Out - Turn 16-17
11.32.48	88 A. GIOMBINI	#88 Crashed - Turn 16
11.33.34	7 F. FARIOLI	#7 Lap Time Cancelled [1'39.652] - Exceeded Track Limits - Turn 18
11.33.47		Yellow Flag In - Turn 16-17
11.33.47		Riders Under Yellow Flag at Turn 16-17: #94 #24 #61 #60 #19 #53 #32 #64 #77 #43 #70 #37 #20
11.35.03	88 A. GIOMBINI	#88 Lap Time Cancelled [1'41.525] - Exceeded Track Limits - Turn 18
11.36.50	32 O. BAYLISS	#32 Lap Time Cancelled [1'39.299] - Exceeded Track Limits - Turn 18
11.39.34		RED FLAG
11.49.19	3 R. DE ROSA	#3 Current Lap Time Cancelled - Course Cutting - Turn 7
11.50.12		Double Yellow Flag Out - Turn 10-11
11.50.14		Yellow Flag Out - Turn 10-11
11.50.15		Yellow Flag In - Turn 10-11
11.50.15		Riders Under Yellow Flag at Turn 10-11: #50
11.50.16		Yellow Flag Out - Turn 10-11
11.50.16		Yellow Flag Out - Turn 10
11.50.22	3 R. DE ROSA	#3 Lap Time Cancelled [2'33.084] - Exceeded Track Limits - Turn
11.50.26		Yellow Flag In - Turn 10
11.50.26		Riders Under Yellow Flag at Turn 10: #50 #31 #32 #16 #19 #57 #52 #10 #65 #20 #24 #91 #22 #94
11.50.35	60 D. GEIGER	#60 Crashed - Turn 10
11.50.48	7 F. FARIOLI	#7 Lap Time Cancelled [10'00.594] - Exceeded Track Limits - Turn 17
11.51.28	91 B. JIMENEZ	#91 Lap Time Cancelled [1'41.274] - Exceeded Track Limits - Turn 17
11.52.37	10 L. TACCINI	#10 Lap Time Cancelled [1'40.158] - Exceeded Track Limits - Turn 18
11.53.31	10 L. TACCINI	#10 Lap Time Cancelled [1'40.158] - Exceeded Track Limits - Turn 18
11.53.33	7 F. FARIOLI	#7 Lap Cancelled [1'39.150] - Course Cutting on Previous Lap - Turn 17
11.54.42	10 L. TACCINI	#10 Lap Time Cancelled [1'42.324] - Exceeded Track Limits - Turn 17
11.54.47	75 A. ARENAS	#75 Lap Time Cancelled [1'38.882] - Exceeded Track Limits - Turn 17
11.54.58	32 O. BAYLISS	#32 Lap Time Cancelled [1'38.752] - Exceeded Track Limits - Turn 18
11.56.41	20 X. CARDELUS	#20 Lap Time Cancelled [1'39.109] - Exceeded Track Limits - Turn 17
12.00.21	75 A. ARENAS	#75 Lap Cancelled [1'42.850] - Course Cutting on Previous Lap - Turn 17
12.01.49	32 O. BAYLISS	#32 Lap Time Cancelled [1'39.731] - Exceeded Track Limits - Turn 17
12.03.39	50 O. VOSTATEK	#50 Lap Time Cancelled [1'38.851] - Exceeded Track Limits - Turn 17
12.04.02		WorldWCR FP ON TIME
12.06.08		End of Session

Fastest Laps Sequence

No.	Rider	Nat	Team	Bike	Local Time	Time	Gap	Avg
53	V. DEBISE	FRA	EASTROC ZXMTOTO Evan Bros Factory	ZXMTOTO 820RR	11:23'27.593	1'39.539		164,269
11	M. FERRARI	ITA	WRP Racing	Ducati Panigale V2	11:24'00.240	1'39.213	-0.326	164,809
53	V. DEBISE	FRA	EASTROC ZXMTOTO Evan Bros Factory	ZXMTOTO 820RR	11:25'06.687	1'39.094	-0.119	165,007
11	M. FERRARI	ITA	WRP Racing	Ducati Panigale V2	11:25'39.226	1'38.986	-0.108	165,187
65	P. OETTL	GER	Feel Racing WorldSSP Team	Ducati Panigale V2	11:25'42.348	1'38.337	-0.649	166,277
61	C. ONCU	TUR	Pata Yamaha Ten Kate Racing	Yamaha YZF-R9	11:26'30.418	1'38.221	-0.116	166,474
61	C. ONCU	TUR	Pata Yamaha Ten Kate Racing	Yamaha YZF-R9	11:29'46.732	1'38.019	-0.202	166,817
61	C. ONCU	TUR	Pata Yamaha Ten Kate Racing	Yamaha YZF-R9	11:31'24.475	1'37.743	-0.276	167,288
61	C. ONCU	TUR	Pata Yamaha Ten Kate Racing	Yamaha YZF-R9	11:36'18.186	1'37.623	-0.120	167,493
69	T. BOOTH-AMOS	GBR	PTR Triumph Factory Racing	Triumph Street Triple 765 RS	11:53'17.867	1'37.550	-0.073	167,619
69	T. BOOTH-AMOS	GBR	PTR Triumph Factory Racing	Triumph Street Triple 765 RS	11:54'55.105	1'37.238	-0.312	168,156
61	C. ONCU	TUR	Pata Yamaha Ten Kate Racing	Yamaha YZF-R9	11:59'27.394	1'37.065	-0.173	168,456
61	C. ONCU	TUR	Pata Yamaha Ten Kate Racing	Yamaha YZF-R9	12:01'04.404	1'37.010	-0.055	168,552

17/04/2026 Start 11:20 End 12:06

The results are provisional until the end of the time limit for protests and appeals and the completion of the technical checks.

Clerk Of The Course: **Roland Brontsema**
Publication Time: **12:09**

These data/results cannot be reproduced, stored and/or transmitted in whole or in part by any manner of electronic, mechanical, photocopying, recording, broadcasting or otherwise now known or herein after developed without the previous express consent by the copyright owner, except for reproduction in daily press and regular printed publications on sale to the public within 60 days of the event related to those data/results and always provided that copyright symbol appears together as follows below.

© DORNA WSBK ORGANIZATION Srl 2026

Pirelli Dutch Round, 17-19 April 2026
Best Sectors & Speed Free Practice

BEST LAP		
1	61 C. ONCU	Yamaha YZF-R9 1'37.010
2	69 T. BOOTH-AMOS	Triumph Street Triple 765 RS 1'37.238
3	53 V. DEBISE	ZXMOTO 820RR 1'37.356
4	11 M. FERRARI	Ducati Panigale V2 1'37.426
5	52 J. ALCOBA	Kawasaki ZX-6R 636 1'37.430
6	5 J. MASIA	Ducati Panigale V2 1'37.794
7	7 F. FARIOLI	Yamaha YZF-R9 1'37.802
8	75 A. ARENAS	Yamaha YZF-R9 1'37.821
9	16 A. ZACCONE	Ducati Panigale V2 1'37.833
10	50 D. VOSTATEK	Triumph Street Triple 765 RS 1'37.859
11	65 P. OETTL	Ducati Panigale V2 1'37.900
12	60 D. GEIGER	Yamaha YZF-R9 1'37.972
13	43 S. JESPERSEN	Ducati Panigale V2 1'38.074
14	24 M. RAMIREZ	QJMOTOR SRK 800 RS 1'38.190
15	32 D. BAYLISS	Triumph Street Triple 765 RS 1'38.233
16	64 F. CARICASULO	ZXMOTO 820RR 1'38.257
17	57 A. MAHENDRA	Yamaha YZF-R9 1'38.259
18	94 L. MAHIAS	Yamaha YZF-R9 1'38.263
19	77 D. AEGERTER	Kawasaki ZX-6R 636 1'38.363
20	4 J. KENNEDY	Honda CBR600RR 1'38.448
21	40 M. CASADEI	Ducati Panigale V2 1'38.480
22	3 R. DE ROSA	QJMOTOR SRK 800 RS 1'38.517
23	31 Y. OKAMOTO	Yamaha YZF-R9 1'38.536
24	70 J. WHATLEY	Ducati Panigale V2 1'38.726
25	20 X. CARDELLUS	Yamaha YZF-R9 1'38.773
26	37 R. GARCIA	Yamaha YZF-R9 1'38.947
27	25 D. KONIG	Triumph Street Triple 765 RS 1'39.129
28	10 L. TACCINI	Ducati Panigale V2 1'39.263
29	19 A. KOFLER	Yamaha YZF-R9 1'39.354
30	54 R. ROSSI	Ducati Panigale V2 1'39.366
31	73 J. CRETARO	MV Agusta F3 800 RR 1'40.139
32	22 A. CARRASCO	Honda CBR600RR 1'40.420
33	91 B. JIMENEZ	Ducati Panigale V2 1'40.541
34	88 A. GIOMBINI	MV Agusta F3 800 RR 1'41.298

SPEED		
1	65 P. OETTL	Ducati Panigale V2 259,6
2	60 D. GEIGER	Yamaha YZF-R9 258,4
3	69 T. BOOTH-AMOS	Triumph Street Triple 765 RS 257,1
4	32 D. BAYLISS	Triumph Street Triple 765 RS 256,5
5	52 J. ALCOBA	Kawasaki ZX-6R 636 256,5
6	37 R. GARCIA	Yamaha YZF-R9 255,9
7	11 M. FERRARI	Ducati Panigale V2 255,3
8	5 J. MASIA	Ducati Panigale V2 254,7
9	24 M. RAMIREZ	QJMOTOR SRK 800 RS 254,7
10	70 J. WHATLEY	Ducati Panigale V2 254,7
11	20 X. CARDELLUS	Yamaha YZF-R9 254,7
12	43 S. JESPERSEN	Ducati Panigale V2 254,1
13	16 A. ZACCONE	Ducati Panigale V2 253,5
14	10 L. TACCINI	Ducati Panigale V2 253,5
15	54 R. ROSSI	Ducati Panigale V2 253,5
16	53 V. DEBISE	ZXMOTO 820RR 253,5
17	77 D. AEGERTER	Kawasaki ZX-6R 636 252,9
18	25 D. KONIG	Triumph Street Triple 765 RS 252,9
19	57 A. MAHENDRA	Yamaha YZF-R9 251,7
20	91 B. JIMENEZ	Ducati Panigale V2 251,7
21	50 D. VOSTATEK	Triumph Street Triple 765 RS 251,7
22	40 M. CASADEI	Ducati Panigale V2 251,2
23	75 A. ARENAS	Yamaha YZF-R9 251,2
24	7 F. FARIOLI	Yamaha YZF-R9 251,2
25	22 A. CARRASCO	Honda CBR600RR 250,6
26	3 R. DE ROSA	QJMOTOR SRK 800 RS 250,6
27	88 A. GIOMBINI	MV Agusta F3 800 RR 250,0
28	19 A. KOFLER	Yamaha YZF-R9 250,0
29	31 Y. OKAMOTO	Yamaha YZF-R9 250,0
30	64 F. CARICASULO	ZXMOTO 820RR 249,4
31	4 J. KENNEDY	Honda CBR600RR 248,8
32	61 C. ONCU	Yamaha YZF-R9 248,3
33	94 L. MAHIAS	Yamaha YZF-R9 247,1
34	73 J. CRETARO	MV Agusta F3 800 RR 247,1

SEG. 1			SEG. 2			SEG. 3			SEG. 4		
1	69 T. BOOTH-AMOS	31.695	1	65 P. OETTL	15.613	1	61 C. ONCU	27.007	1	61 C. ONCU	22.331
2	61 C. ONCU	31.704	2	16 A. ZACCONE	15.623	2	11 M. FERRARI	27.146	2	69 T. BOOTH-AMOS	22.343
3	60 D. GEIGER	31.705	3	11 M. FERRARI	15.686	3	75 A. ARENAS	27.206	3	53 V. DEBISE	22.362
4	53 V. DEBISE	31.838	4	52 J. ALCOBA	15.689	4	69 T. BOOTH-AMOS	27.241	4	5 J. MASIA	22.410
5	50 D. VOSTATEK	31.908	5	5 J. MASIA	15.701	5	52 J. ALCOBA	27.254	5	52 J. ALCOBA	22.414
6	75 A. ARENAS	31.946	6	60 D. GEIGER	15.708	6	57 A. MAHENDRA	27.320	6	70 J. WHATLEY	22.443
7	52 J. ALCOBA	31.963	7	69 T. BOOTH-AMOS	15.714	7	53 V. DEBISE	27.326	7	65 P. OETTL	22.446
8	64 F. CARICASULO	31.968	8	43 S. JESPERSEN	15.743	8	43 S. JESPERSEN	27.387	8	75 A. ARENAS	22.492
9	11 M. FERRARI	32.027	9	53 V. DEBISE	15.754	9	4 J. KENNEDY	27.392	9	11 M. FERRARI	22.501
10	24 M. RAMIREZ	32.029	10	7 F. FARIOLI	15.780	10	94 L. MAHIAS	27.403	10	7 F. FARIOLI	22.517
11	7 F. FARIOLI	32.072	11	75 A. ARENAS	15.781	11	50 D. VOSTATEK	27.406	11	16 A. ZACCONE	22.541
12	4 J. KENNEDY	32.077	12	24 M. RAMIREZ	15.792	12	7 F. FARIOLI	27.427	12	60 D. GEIGER	22.542
13	5 J. MASIA	32.078	13	32 D. BAYLISS	15.801	13	20 X. CARDELLUS	27.428	13	50 D. VOSTATEK	22.565
14	43 S. JESPERSEN	32.079	14	94 L. MAHIAS	15.808	14	3 R. DE ROSA	27.431	14	31 Y. OKAMOTO	22.593
15	94 L. MAHIAS	32.093	15	61 C. ONCU	15.811	15	16 A. ZACCONE	27.455	15	24 M. RAMIREZ	22.600
16	16 A. ZACCONE	32.097	16	50 D. VOSTATEK	15.816	16	60 D. GEIGER	27.482	16	43 S. JESPERSEN	22.605
17	3 R. DE ROSA	32.107	17	40 M. CASADEI	15.837	17	32 D. BAYLISS	27.495	17	57 A. MAHENDRA	22.624
18	32 D. BAYLISS	32.118	18	77 D. AEGERTER	15.839	18	65 P. OETTL	27.519	18	32 D. BAYLISS	22.653
19	77 D. AEGERTER	32.148	19	70 J. WHATLEY	15.854	19	5 J. MASIA	27.532	19	64 F. CARICASULO	22.653
20	65 P. OETTL	32.159	20	31 Y. OKAMOTO	15.886	20	31 Y. OKAMOTO	27.540	20	77 D. AEGERTER	22.670
21	57 A. MAHENDRA	32.238	21	37 R. GARCIA	15.897	21	40 M. CASADEI	27.548	21	94 L. MAHIAS	22.715
22	37 R. GARCIA	32.251	22	57 A. MAHENDRA	15.904	22	64 F. CARICASULO	27.554	22	40 M. CASADEI	22.731
23	70 J. WHATLEY	32.264	23	20 X. CARDELLUS	15.918	23	70 J. WHATLEY	27.566	23	37 R. GARCIA	22.774
24	25 D. KONIG	32.264	24	3 R. DE ROSA	15.919	24	19 A. KOFLER	27.575	24	10 L. TACCINI	22.802
25	40 M. CASADEI	32.326	25	4 J. KENNEDY	15.950	25	37 R. GARCIA	27.604	25	4 J. KENNEDY	22.810
26	20 X. CARDELLUS	32.348	26	10 L. TACCINI	15.956	26	24 M. RAMIREZ	27.611	26	20 X. CARDELLUS	22.852
27	31 Y. OKAMOTO	32.355	27	64 F. CARICASULO	15.997	27	77 D. AEGERTER	27.651	27	25 D. KONIG	22.874
28	19 A. KOFLER	32.443	28	19 A. KOFLER	16.014	28	54 R. ROSSI	27.729	28	3 R. DE ROSA	22.886
29	54 R. ROSSI	32.468	29	54 R. ROSSI	16.055	29	25 D. KONIG	27.749	29	19 A. KOFLER	23.022
30	10 L. TACCINI	32.521	30	25 D. KONIG	16.086	30	10 L. TACCINI	27.783	30	54 R. ROSSI	23.041
31	91 B. JIMENEZ	32.535	31	91 B. JIMENEZ	16.128	31	73 J. CRETARO	27.889	31	73 J. CRETARO	23.178
32	73 J. CRETARO	32.674	32	88 A. GIOMBINI	16.190	32	22 A. CARRASCO	27.977	32	22 A. CARRASCO	23.235
33	22 A. CARRASCO	32.862	33	22 A. CARRASCO	16.245	33	91 B. JIMENEZ	28.053	33	91 B. JIMENEZ	23.374
34	88 A. GIOMBINI	32.935	34	73 J. CRETARO	16.256	34	88 A. GIOMBINI	28.174	34	88 A. GIOMBINI	23.704

17/04/2026

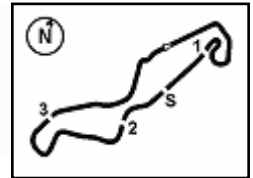
These data/results cannot be reproduced, stored and/or transmitted in whole or in part by any manner of electronic, mechanical, photocopying, recording, broadcasting or otherwise now known or herein after developed without the previous express consent by the copyright owner, except for reproduction in daily press and regular printed publications on sale to the public within 60 days of the event related to those data/results and always provided that copyright symbol appears together as follows below.

© DORNA WSBK ORGANIZATION Srl 2026

Pirelli Dutch Round, 17-19 April 2026
Ideal Times Free Practice

No.	Rider	Nat	Bike	Seg. 1	Seg. 2	Seg. 3	Seg. 4	Ideal Time		
				Diff. 1	Diff. 2	Diff. 3	Diff. 4	Best Lap	Pos.	Diff.
1	61 C. ONCU	TUR	Yamaha YZF-R9	31.704	15.811	27.007 +0.105	22.331 +0.052	1'36.853 1'37.010	1	0.157
2	69 T. BOOTH-AMOS	GBR	Triumph Street Triple 765 RS	31.695 +0.036	15.714 +0.209	27.241	22.343	1'36.993 1'37.238	2	0.245
3	53 V. DEBISE	FRA	ZXMOTO 820RR	31.838	15.754	27.326 +0.076	22.362	1'37.280 1'37.356	3	0.076
4	52 J. ALCOBA	ESP	Kawasaki ZX-6R 636	31.963 +0.053	15.689 +0.044	27.254 +0.013	22.414	1'37.320 1'37.430	5	0.110
5	11 M. FERRARI	ITA	Ducati Panigale V2	32.027	15.686 +0.008	27.146 +0.058	22.501	1'37.360 1'37.426	4	0.066
6	75 A. ARENAS	ESP	Yamaha YZF-R9	31.946 +0.135	15.781 +0.130	27.206	22.492 +0.131	1'37.425 1'37.821	8	0.396
7	60 D. GEIGER	GER	Yamaha YZF-R9	31.705 +0.266	15.708 +0.229	27.482 +0.008	22.542 +0.032	1'37.437 1'37.972	12	0.535
8	50 D. VOSTATEK	CZE	Triumph Street Triple 765 RS	31.908	15.816	27.406 +0.073	22.565 +0.091	1'37.695 1'37.859	10	0.164
9	16 A. ZACCONE	ITA	Ducati Panigale V2	32.097	15.623	27.455	22.541 +0.117	1'37.716 1'37.833	9	0.117
10	5 J. MASIA	ESP	Ducati Panigale V2	32.078	15.701 +0.003	27.532	22.410 +0.070	1'37.721 1'37.794	6	0.073
11	65 P. OETTL	GER	Ducati Panigale V2	32.159 +0.094	15.613	27.519	22.446 +0.069	1'37.737 1'37.900	11	0.163
12	7 F. FARIOLI	ITA	Yamaha YZF-R9	32.072	15.780	27.427 +0.006	22.517	1'37.796 1'37.802	7	0.006
13	43 S. JESPERSEN	DEN	Ducati Panigale V2	32.079 +0.041	15.743	27.387 +0.167	22.605 +0.052	1'37.814 1'38.074	13	0.260
14	94 L. MAHIAS	FRA	Yamaha YZF-R9	32.093 +0.082	15.808 +0.109	27.403	22.715 +0.053	1'38.019 1'38.263	18	0.244
15	24 M. RAMIREZ	ESP	QJMOTOR SRK 800 RS	32.029	15.792 +0.067	27.611 +0.004	22.600 +0.087	1'38.032 1'38.190	14	0.158
16	32 D. BAYLISS	AUS	Triumph Street Triple 765 RS	32.118	15.801 +0.133	27.495 +0.033	22.653	1'38.067 1'38.233	15	0.166
17	57 A. MAHENDRA	INA	Yamaha YZF-R9	32.238	15.904 +0.173	27.320	22.624	1'38.086 1'38.259	17	0.173
18	70 J. WHATLEY	GBR	Ducati Panigale V2	32.264 +0.101	15.854 +0.094	27.566 +0.104	22.443 +0.300	1'38.127 1'38.726	24	0.599
19	64 F. CARICASULO	ITA	ZXMOTO 820RR	31.968	15.997	27.554 +0.085	22.653	1'38.172 1'38.257	16	0.085
20	4 J. KENNEDY	IRL	Honda CBR600RR	32.077	15.950 +0.119	27.392 +0.100	22.810	1'38.229 1'38.448	20	0.219
21	77 D. AEGERTER	SUI	Kawasaki ZX-6R 636	32.148 +0.030	15.839 +0.025	27.651	22.670	1'38.308 1'38.363	19	0.055
22	3 R. DE ROSA	ITA	QJMOTOR SRK 800 RS	32.107	15.919 +0.066	27.431	22.886 +0.108	1'38.343 1'38.517	22	0.174
23	31 Y. OKAMOTO	JPN	Yamaha YZF-R9	32.355	15.886 +0.063	27.540 +0.020	22.593 +0.079	1'38.374 1'38.536	23	0.162
24	40 M. CASADEI	ITA	Ducati Panigale V2	32.326 +0.004	15.837	27.548 +0.015	22.731 +0.019	1'38.442 1'38.480	21	0.038
25	37 R. GARCIA	ESP	Yamaha YZF-R9	32.251	15.897 +0.066	27.604 +0.160	22.774 +0.195	1'38.526 1'38.947	26	0.421
26	20 X. CARDELUS	AND	Yamaha YZF-R9	32.348	15.918 +0.202	27.428	22.852 +0.025	1'38.546 1'38.773	25	0.227
27	25 D. KONIG	CZE	Triumph Street Triple 765 RS	32.264 +0.076	16.086 +0.050	27.749	22.874 +0.030	1'38.973 1'39.129	27	0.156
28	19 A. KOFLER	AUT	Yamaha YZF-R9	32.443	16.014 +0.091	27.575	23.022 +0.209	1'39.054 1'39.354	29	0.300
29	10 L. TACCINI	ITA	Ducati Panigale V2	32.521 +0.050	15.956	27.783	22.802 +0.151	1'39.062 1'39.263	28	0.201
30	54 R. ROSSI	ITA	Ducati Panigale V2	32.468	16.055 +0.073	27.729	23.041	1'39.293 1'39.366	30	0.073
31	73 J. CRETARO	ITA	MV Agusta F3 800 RR	32.674 +0.096	16.256	27.889	23.178 +0.046	1'39.997 1'40.139	31	0.142
32	91 B. JIMENEZ	ESP	Ducati Panigale V2	32.535 +0.248	16.128 +0.152	28.053 +0.051	23.374	1'40.090 1'40.541	33	0.451
33	22 A. CARRASCO	ESP	Honda CBR600RR	32.862 +0.025	16.245	27.977	23.235 +0.076	1'40.319 1'40.420	32	0.101
34	88 A. GIOMBINI	ITA	MV Agusta F3 800 RR	32.935 +0.186	16.190	28.174	23.704 +0.109	1'41.003 1'41.298	34	0.295
Overall Ideal Time				31.695	15.613	27.007	22.331	1'36.646		

17/04/2026
These data/results cannot be reproduced, stored and/or transmitted in whole or in part by any manner of electronic, mechanical, photocopying, recording, broadcasting or otherwise now known or herein after developed without the previous express consent by the copyright owner, except for reproduction in daily press and regular printed publications on sale to the public within 60 days of the event related to those data/results and always provided that copyright symbol appears together as follows below.
© DORNA WSBK ORGANIZATION Srl 2026



Pirelli Dutch Round, 17-19 April 2026
Chronological Analysis Free Practice

1° 61 C. ONCU (1'37.010)							
Lap	Seg1	Seg2	Seg3	Seg4	Lap Time	km/h	Local Time
1	32.858	16.131	28.290	23.159	1'39.228	244,3	11:23'12.969
2	32.144	16.013	27.612	22.627	1'38.221	244,9	11:26'30.418
3	32.150	16.184	27.551	22.410	1'38.295	244,3	11:28'08.713
4	32.220	15.963	27.390	22.446	1'38.019	246,6	11:29'46.732
5	32.006	15.920	27.360	22.457	1'37.743	247,1	11:31'24.475
6	32.095	16.019	27.436	22.752	1'38.302C	246,0	11:33'02.777
7	31.965	15.911	27.405	22.505	1'37.786	246,0	11:34'40.563
8	31.974	15.943	27.341	22.365	1'37.623	247,1	11:36'18.186
9	32.115	15.974	27.394	22.559	1'38.042	247,1	11:37'56.228
10	37.520	19.489	31.539	33.537	2'02.085CP	214,7	11:39'58.313
11	4'16.640	16.282	27.768	22.602	5'23.292P	244,3	11:45'21.605
12	31.964	15.940	27.374	22.427	1'37.705	247,1	11:46'59.310
13	32.014	16.001	27.465	22.439	1'37.919	246,6	11:48'37.229
14	32.084	16.046	27.458	22.628	1'38.216	246,6	11:50'15.445
15	41.030	16.275	27.528	31.865	1'56.698P	248,3	11:52'12.143
16	4'31.839	16.270	27.235	22.842	5'38.186P	247,7	11:57'50.329
17	31.861	15.866	27.007	22.331	1'37.065	246,6	11:59'27.394
18	31.704	15.811	27.112	22.383	1'37.010	247,1	12:01'04.404
19	41.555	16.593	28.001	23.040	1'49.189	245,5	12:02'53.593
20	32.002	15.955	27.320	22.624	1'37.901	246,6	12:04'31.494

4° 11 M. FERRARI (1'37.426)							
Lap	Seg1	Seg2	Seg3	Seg4	Lap Time	km/h	Local Time
1	32.739	15.983	27.575	22.916	1'39.213	251,2	11:24'00.240
2	32.574	16.152	27.577	22.683	1'38.986	255,3	11:25'39.226
3	32.326	15.908	27.459	22.961	1'38.654	251,2	11:27'17.880
4	32.392	15.849	27.443	22.650	1'38.334	252,3	11:28'56.214
5	38.442	15.970	27.615	22.656	1'44.683	251,2	11:30'40.897
6	32.543	15.790	27.560	22.728	1'38.621	251,7	11:32'19.518
7	32.264	15.758	27.525	23.083	1'48.630P	251,7	11:34'08.148
8	4'29.860	15.903	28.169	25.951	5'39.883CP	250,0	11:39'48.031
9	34.057	16.653	29.675	32.983	1'53.368CP	247,1	11:41'41.399
10	2'46.579	15.883	27.751	22.947	3'53.160P	250,6	11:45'34.559
11	32.347	15.813	27.458	22.752	1'38.370	250,0	11:47'12.929
12	32.261	15.791	27.462	22.781	1'38.295	253,5	11:48'51.224
13	32.272	15.744	27.460	22.681	1'38.157	252,3	11:50'29.381
14	32.310	15.814	27.547	22.790	1'38.461	251,7	11:52'07.842
15	32.334	15.765	27.521	33.058	1'48.678P	252,9	11:53'56.520
16	3'58.292	15.827	27.899	22.610	5'04.628P	252,3	11:59'01.148
17	32.191	15.686	27.146	22.713	1'37.736	251,2	12:00'38.884
18	32.027	15.694	27.204	22.501	1'37.426	250,6	12:02'16.310
19	32.050	15.870	27.389	22.548	1'37.857	250,6	12:03'54.167

2° 69 T. BOOTH-AMOS (1'37.238)							
Lap	Seg1	Seg2	Seg3	Seg4	Lap Time	km/h	Local Time
1	32.828	16.072	28.460	23.595	1'39.672	254,1	11:24'20.127
2	32.428	15.955	27.682	22.631	1'38.696	253,5	11:25'58.823
3	32.187	15.896	27.674	22.825	1'38.582	255,3	11:27'37.405
4	32.266	15.893	27.484	23.479	1'39.122	256,5	11:29'16.527
5	32.185	15.781	27.600	22.594	1'38.160	256,5	11:30'54.687
6	32.001	15.795	27.668	22.599	1'38.063	256,5	11:32'32.750
7	33.990	17.204	29.685	23.265	1'44.144	241,6	11:34'16.894
8	32.192	15.819	27.529	22.608	1'38.148	257,1	11:35'55.042
9	39.374	16.944	28.238	23.199	1'47.755	238,9	11:37'42.797
10	32.082	15.873	27.491	22.616	1'38.062	253,5	11:39'20.859
11	40.645	25.744	34.875	36.690	2'17.954CP	143,4	11:41'38.813
12	8'51.727	16.455	30.284	23.038	10'01.504P	248,3	11:51'40.317
13	32.025	15.769	27.360	22.396	1'37.550	254,1	11:53'17.867
14	31.731	15.923	27.241	22.343	1'37.238	251,7	11:54'55.105
15	31.695	15.714	27.457	25.039	1'39.905	254,1	11:56'35.010
16	31.992	15.872	27.512	35.635	1'51.011P	252,3	11:58'26.021
17	5'20.762	16.465	29.081	24.266	6'30.574P	251,7	12:04'56.595

5° 52 J. ALCOBA (1'37.430)							
Lap	Seg1	Seg2	Seg3	Seg4	Lap Time	km/h	Local Time
1	33.089	16.118	27.883	23.115	1'40.205C	251,7	11:24'08.906
2	32.635	15.979	27.543	23.027	1'39.184C	247,1	11:25'48.090
3	32.519	15.945	27.713	22.782	1'38.959	248,8	11:27'27.049
4	32.344	15.847	27.588	22.602	1'38.381	250,6	11:29'05.430
5	32.925	16.197	27.725	23.365	1'40.212	252,9	11:30'45.642
6	32.554	15.925	27.597	22.967	1'39.043	249,4	11:32'24.685
7	32.483	15.773	27.510	22.812	1'38.578	250,6	11:34'03.263
8	32.936	15.764	27.821	32.549	1'49.070P	256,5	11:35'52.333
9	14'10.469	16.024	28.305	22.805	15'17.603CP	250,6	11:51'09.936
10	32.355	15.831	27.744	22.764	1'38.694	251,7	11:52'48.630
11	32.331	15.925	27.699	31.463	1'47.418P	250,0	11:54'36.048
12	3'23.861	16.281	27.571	22.904	4'30.617P	245,5	11:59'06.665
13	32.016	15.733	27.267	22.414	1'37.430	248,3	12:00'44.095
14	31.963	15.780	27.254	22.542	1'37.539	252,3	12:02'21.634
15	33.606	15.689	27.501	22.540	1'39.336	251,2	12:04'00.970

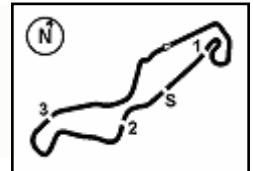
3° 53 V. DEBISE (1'37.356)							
Lap	Seg1	Seg2	Seg3	Seg4	Lap Time	km/h	Local Time
1	32.754	16.501	28.473	23.282	1'39.539	246,0	11:23'27.593
2	32.431	15.951	27.966	22.746	1'39.094	246,0	11:25'06.687
3	32.286	15.980	27.719	22.730	1'38.715	245,5	11:26'45.402
4	32.347	15.912	27.727	22.642	1'38.628	246,6	11:28'24.030
5	32.353	15.881	27.673	22.716	1'38.623	247,1	11:30'02.653
6	32.292	15.811	27.660	22.656	1'38.419	248,3	11:31'41.072
7	32.270	15.881	27.623	22.962	1'38.736C	246,0	11:33'19.808
8	32.263	15.841	27.665	22.704	1'38.473	249,4	11:34'58.281
9	32.583	15.996	28.119	32.500	1'49.198P	249,4	11:36'47.479
10	11'03.594	16.396	28.056	22.800	12'10.846P	249,4	11:48'58.325
11	32.291	15.868	27.676	22.870	1'38.705	252,9	11:50'37.030
12	32.144	15.986	27.506	22.699	1'38.335	251,7	11:52'15.365
13	32.072	16.225	27.785	31.853	1'47.935P	253,5	11:54'03.300
14	3'46.916	16.081	27.772	22.585	4'53.354P	244,9	11:58'56.654
15	32.001	15.896	27.401	22.462	1'37.760	248,3	12:00'34.414
16	31.967	15.794	27.326	22.386	1'37.473	250,6	12:02'11.887

6° 5 J. MASIA (1'37.794)							
Lap	Seg1	Seg2	Seg3	Seg4	Lap Time	km/h	Local Time
1	33.444	16.099	28.208	22.914	1'40.665	250,6	11:24'16.483
2	32.614	15.959	27.827	22.650	1'39.050	250,6	11:25'55.533
3	34.003	15.828	27.915	22.746	1'40.492	253,5	11:27'36.025
4	32.580	15.834	27.800	22.612	1'38.826	254,7	11:29'14.851
5	32.440	15.815	27.861	22.604	1'38.720	251,2	11:30'53.571
6	32.365	15.804	27.798	22.519	1'38.486	249,4	11:32'32.057
7	32.139	15.701	27.721	22.555	1'38.116	254,1	11:34'10.173
8	32.247	15.749	27.748	22.472	1'38.216	253,5	11:35'48.389
9	36.750	17.001	28.457	33.506	1'55.714P	229,8	11:37'44.103
10	18'05.969	16.179	28.085	22.660	19'12.893P	246,0	11:56'56.996
11	32.374	15.828	27.631	22.520	1'38.353	250,6	11:58'35.349
12	32.196	15.856	27.734	22.538	1'38.324	250,0	12:00'13.673
13	32.078	15.704	27.532	22.480	1'37.794	251,7	12:01'51.467
14	32.126	15.743	27.552	22.410	1'37.831	251,7	12:03'29.298

17/04/2026 P = Pits In/Out - C = Lap Time Cancelled

These data/results cannot be reproduced, stored and/or transmitted in whole or in part by any manner of electronic, mechanical, photocopying, recording, broadcasting or otherwise now known or herein after developed without the previous express consent by the copyright owner, except for reproduction in daily press and regular printed publications on sale to the public within 60 days of the event related to those data/results and always provided that copyright symbol appears together as follows below.

© DORNA WSBK ORGANIZATION Srl 2026



Pirelli Dutch Round, 17-19 April 2026
Chronological Analysis Free Practice

7° 7 F. FARIOLI (1'37.802)							
Lap	Seg.1	Seg.2	Seg.3	Seg.4	Lap Time	km/h	Local Time
1	33.044	16.301	28.642	24.164	1'41.440	244,9	11:22'15.267
2	32.685	16.076	28.111	23.226	1'40.098	246,0	11:25'36.805
3	32.556	16.101	27.773	22.901	1'39.331	246,0	11:27'16.136
4	32.652	15.808	27.977	22.994	1'39.431	251,2	11:28'55.567
5	32.401	16.107	27.906	22.981	1'39.395	244,3	11:30'34.962
6	32.510	16.013	27.743	23.386	1'39.652C	244,3	11:32'14.614
7	32.546	16.045	27.814	22.881	1'39.286C	244,9	11:33'53.900
8	32.379	16.038	27.800	23.162	1'39.379	244,9	11:35'33.279
9	32.948	16.504	28.019	33.277	1'50.748P	244,3	11:37'24.027
10	8'53.077	16.613	28.009	22.895	10'00.594CP	244,3	11:47'24.621
11	32.513	16.083	27.777	22.777	1'39.150C	246,6	11:49'03.771
12	32.303	15.973	27.717	22.789	1'38.782	248,8	11:50'42.553
13	32.304	16.001	27.773	23.021	1'39.099	245,5	11:52'21.652
14	32.497	16.151	28.552	32.340	1'49.540P	245,5	11:54'11.192
15	3'14.915	16.207	29.238	24.569	4'24.929P	242,2	11:58'36.121
16	32.108	15.860	27.427	22.634	1'38.029	247,1	12:00'14.150
17	32.072	15.780	27.433	22.517	1'37.802	247,7	12:01'51.952
18	32.073	15.859	27.511	22.615	1'38.058	248,8	12:03'30.010

10° 50 O. VOSTATEK (1'37.859)							
Lap	Seg.1	Seg.2	Seg.3	Seg.4	Lap Time	km/h	Local Time
1	33.878	16.444	28.530	23.850	1'42.476	247,7	11:22'37.096
2	34.563	17.084	28.574	34.211	1'54.432P	236,8	11:26'14.004
3	6'45.114	16.139	27.833	22.950	7'52.036P	248,3	11:34'06.040
4	32.337	16.065	27.694	22.940	1'39.036	248,8	11:35'45.076
5	32.227	15.937	27.613	23.115	1'38.892	250,6	11:37'23.968
6	32.179	16.057	27.591	22.791	1'38.618	247,1	11:39'02.586
7	32.355	17.915	34.629	36.268	2'01.167CP	231,8	11:41'03.753
8	7'02.667	16.133	27.941	23.003	8'09.744P	247,1	11:49'13.497
9	32.480	15.961	27.929	23.130	1'39.500C	248,8	11:50'52.997
10	32.219	15.894	27.590	22.983	1'38.686	247,1	11:52'31.683
11	31.984	15.928	27.542	22.811	1'38.265	248,3	11:54'09.948
12	32.184	15.943	27.406	22.565	1'38.098	248,3	11:55'48.046
13	32.022	15.977	27.484	22.612	1'38.095	246,6	11:57'26.141
14	33.724	16.704	28.098	23.022	1'41.548	245,5	11:59'07.689
15	31.908	15.816	27.479	22.656	1'37.859	251,2	12:00'45.548
16	32.124	15.945	27.700	23.082	1'38.851C	248,8	12:02'24.399
17	31.951	15.932	27.416	22.612	1'37.911	251,7	12:04'02.310

8° 75 A. ARENAS (1'37.821)							
Lap	Seg.1	Seg.2	Seg.3	Seg.4	Lap Time	km/h	Local Time
1	32.788	16.878	28.450	23.756	244,9	11:22'40.367	
2	32.705	16.403	27.871	22.843	1'39.905	246,0	11:24'20.272
3	32.360	15.881	27.471	22.645	1'38.357	250,0	11:27'37.426
4	32.574	15.942	27.489	23.130	1'39.135	250,0	11:29'16.561
5	32.431	15.902	27.379	22.678	1'38.390	251,2	11:30'54.951
6	32.156	15.882	27.378	22.492	1'37.908	250,6	11:32'32.859
7	32.470	16.079	27.852	22.518	1'38.919	250,0	11:34'11.778
8	32.187	16.043	27.358	22.960	1'38.548	251,2	11:35'50.326
9	33.543	16.262	28.315	34.423	1'52.543P	244,3	11:37'42.869
10	10'13.340	16.254	27.981	23.044	11'20.619P	244,3	11:49'03.488
11	32.081	15.911	27.206	22.623	1'37.821	249,4	11:50'41.309
12	31.946	15.781	27.218	23.937	1'38.882C	247,1	11:52'20.191
13	33.020	16.212	29.677	23.941	1'42.850C	244,3	11:54'03.041
14	32.227	15.940	27.348	22.766	1'38.281	244,9	11:55'41.322
15	32.168	16.044	27.505	22.811	1'38.528	241,6	11:57'19.850
16	32.141	15.942	27.568	22.628	1'38.279	248,3	11:58'58.129
17	36.013	16.021	27.556	22.884	1'42.474	245,5	12:00'40.603
18	32.247	15.819	27.522	22.633	1'38.221	247,7	12:02'18.824
19	32.376	15.878	27.527	22.678	1'38.459	249,4	12:03'57.283

11° 65 P. OETTL (1'37.900)							
Lap	Seg.1	Seg.2	Seg.3	Seg.4	Lap Time	km/h	Local Time
1	37.164	16.413	28.372	23.055	251,2	11:22'20.496	
2	32.517	15.887	27.665	22.799	1'43.515	251,7	11:24'04.011
3	40.159	15.741	27.696	22.530	1'46.126	251,7	11:27'28.474
4	32.210	15.703	27.565	22.885	1'38.363	252,3	11:29'06.837
5	32.252	16.228	27.752	23.240	1'39.472	259,6	11:30'46.309
6	32.184	15.787	28.003	23.291	1'39.265	255,3	11:32'25.574
7	32.253	15.613	27.519	22.515	1'37.900	253,5	11:34'03.474
8	32.530	15.806	27.840	22.931	1'39.107	252,3	11:35'42.581
9	32.266	15.731	27.639	22.615	1'38.251	250,6	11:37'20.832
10	39.165	15.760	27.923	23.293	1'46.141	252,3	11:39'06.973
11	34.980	18.575	30.594	34.649	1'58.798CP	219,5	11:41'05.771
12	7'18.762	15.856	28.077	22.589	8'25.284P	252,3	11:49'31.055
13	32.387	15.887	28.353	22.957	1'39.584C	257,1	11:51'10.639
14	32.344	15.657	27.569	22.603	1'38.173	254,1	11:52'48.812
15	36.136	15.672	27.664	22.446	1'41.918	252,9	11:54'30.730
16	32.159	15.782	27.602	22.578	1'38.121	251,7	11:56'08.851
17	32.225	15.704	27.580	22.482	1'37.991	250,0	11:57'46.842
18	32.266	15.706	27.902	22.561	1'38.435	252,3	11:59'25.277
19	32.164	15.691	27.582	22.557	1'37.994	251,7	12:01'03.271
20	32.236	15.808	27.749	22.940	1'38.733	252,9	12:02'42.004
21	33.620	16.197	29.610	23.190	1'42.617	251,2	12:04'24.621

9° 16 A. ZACCONE (1'37.833)							
Lap	Seg.1	Seg.2	Seg.3	Seg.4	Lap Time	km/h	Local Time
1	33.343	16.544	29.084	23.629	251,2	11:22'07.172	
2	32.797	16.001	28.317	23.434	1'41.210	252,3	11:23'48.382
3	32.565	15.883	27.948	23.060	1'39.456	251,7	11:27'07.770
4	32.560	15.818	27.620	23.067	1'39.065	251,2	11:28'46.835
5	32.448	15.715	27.701	22.767	1'38.631	252,3	11:30'25.466
6	32.828	15.993	28.386	34.330	1'51.537P	252,3	11:32'17.003
7	12'42.592	16.546	28.706	23.092	13'50.936P	242,7	11:46'07.939
8	32.756	15.873	27.915	22.888	1'39.432	248,3	11:47'47.371
9	32.562	15.825	27.818	22.756	1'38.961	250,6	11:49'26.332
10	32.301	15.699	28.478	22.985	1'39.463C	252,3	11:51'05.795
11	32.325	15.807	27.821	22.847	1'38.800	250,6	11:52'44.595
12	33.554	16.390	28.901	34.337	1'53.182P	245,5	11:54'37.777
13	4'18.847	16.232	28.198	23.088	5'26.365P	246,0	12:00'04.142
14	32.358	15.727	27.548	22.717	1'38.350	247,7	12:01'42.492
15	32.130	15.719	27.586	22.541	1'37.976	248,8	12:03'20.468
16	32.097	15.623	27.455	22.658	1'37.833	250,0	12:04'58.301

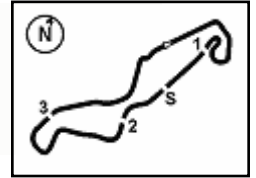
12° 60 D. GEIGER (1'37.972)							
Lap	Seg.1	Seg.2	Seg.3	Seg.4	Lap Time	km/h	Local Time
1	8'05.227	16.230	27.671	22.738	9'11.866P	256,5	11:31'27.001
2	32.068	16.076	27.482	22.772	1'38.398C	251,2	11:33'05.399
3	31.971	15.937	27.490	22.574	1'37.972	251,7	11:34'43.371
4	31.996	15.901	27.507	22.573	1'37.977	254,1	11:36'21.348
5	31.893	16.059	27.543	22.542	1'38.037	255,3	11:37'59.385
6	31.877	15.956	27.688	24.020	1'39.541C	254,7	11:39'38.926
7	37.894	17.664	31.221	34.938	2'01.717CP	233,3	11:41'40.643
8	6'11.565	18.278	30.651	25.850	7'26.344P	200,0	11:49'06.987
9	31.705	15.708				258,4	

13° 43 S. JESPERSEN (1'38.074)							
Lap	Seg.1	Seg.2	Seg.3	Seg.4	Lap Time	km/h	Local Time
		16.821	29.304	24.492		244,3	11:22'09.828

17/04/2026 P = Pits In/Out - C = Lap Time Cancelled

These data/results cannot be reproduced, stored and/or transmitted in whole or in part by any manner of electronic, mechanical, photocopying, recording, broadcasting or otherwise now known or herein after developed without the previous express consent by the copyright owner, except for reproduction in daily press and regular printed publications on sale to the public within 60 days of the event related to those data/results and always provided that copyright symbol appears together as follows below.

© DORNA WSBK ORGANIZATION Srl 2026



TT Circuit Assen 4.542 m

Pirelli Dutch Round, 17-19 April 2026
Chronological Analysis Free Practice

3 / 6

1	33.208	16.247	28.035	23.094	1'40.584	247,7	11:23'50.412
2	32.968	16.027	27.857	22.786	1'39.638	249,4	11:25'30.050
3	32.604	15.966	27.833	22.743	1'39.146	248,8	11:27'09.196
4	32.572	15.907	27.611	22.613	1'38.703	250,6	11:28'47.899
5	32.303	15.829	27.684	22.624	1'38.440	253,5	11:30'26.339
6	32.767	15.976	27.987	23.646	1'40.376	251,7	11:32'06.715
7	32.376	15.923	27.664	22.966	1'38.929C	247,1	11:33'45.644
8	32.450	15.889	27.745	22.769	1'38.853	247,1	11:35'24.497
9	37.476	16.852	28.230	32.973	1'55.531P	238,4	11:37'20.028
10	8'52.904	16.165	27.979	23.068	10'00.116P	245,5	11:47'20.144
11	32.173	15.875	27.387	22.886	1'38.321	251,2	11:48'58.465
12	32.361	15.872	27.570	22.605	1'38.408	254,1	11:50'36.873
13	32.120	15.743	27.554	22.657	1'38.074	248,8	11:52'14.947
14	32.350	16.641	28.130	22.971	1'40.092	248,8	11:53'55.039
15	32.363	15.938	27.712	22.712	1'38.725	247,7	11:55'33.764
16	32.229	15.886	27.790	22.687	1'38.592	246,6	11:57'12.356
17	32.167	15.872	27.600	22.646	1'38.285	247,1	11:58'50.641
18	32.079	15.823	27.561	22.794	1'38.257	248,3	12:00'28.898
19	32.087	15.900	27.755	22.697	1'38.439	247,1	12:02'07.337
20	32.218	15.808	27.655	22.668	1'38.349	248,3	12:03'45.686

16°		64 F. CARICASULO [1'38.257]					
Lap	Seg1	Seg2	Seg3	Seg4	Lap Time	km/h	Local Time
		16.938	28.509	23.289		246,6	11:21'48.966
1	32.855	16.194	27.713	23.137	1'39.899	249,4	11:23'28.865
2	32.756	16.317	28.009	22.970	1'40.052	246,0	11:25'08.917
3	32.741	16.196	28.130	22.973	1'40.040	246,6	11:26'48.957
4	32.566	16.307	28.145	22.880	1'39.898	246,6	11:28'28.855
5	32.535	16.245	27.860	23.321	1'39.961	247,7	11:30'08.816
6	32.621	16.124	27.941	22.926	1'39.612	247,1	11:31'48.428
7	35.367	16.319	28.074	34.075	1'53.835CP	241,6	11:33'42.263
8	1'40.1.326	16.365	28.310	23.188	1'50.189P	244,3	11:48'51.452
9	32.337	16.085	27.981	22.983	1'39.386	248,8	11:50'30.838
10	32.637	16.123	27.749	22.798	1'39.307	247,7	11:52'10.145
11	32.187	16.134	27.731	22.824	1'38.876	248,8	11:53'49.021
12	32.302	16.103	28.052	34.468	1'50.925P	245,5	11:55'39.946
13	3'30.392	16.240	27.944	22.835	4'37.411P	244,9	12:00'17.357
14	32.004	16.048	27.554	22.669	1'38.275	247,7	12:01'55.632
15	31.968	15.997	27.639	22.653	1'38.257	247,7	12:03'33.889

14°		24 M. RAMIREZ [1'38.190]					
Lap	Seg1	Seg2	Seg3	Seg4	Lap Time	km/h	Local Time
		17.613	29.892	37.804		243,2	11:22'13.340
1	1'05.053	16.618	30.236	23.666	2'15.573P	247,7	11:24'28.913
2	33.660	16.265	28.287	23.674	1'41.886	248,8	11:26'10.799
3	32.909	16.295	28.266	23.275	1'40.745	251,2	11:27'51.544
4	32.882	16.189	28.773	23.054	1'40.898	252,3	11:29'32.442
5	32.687	16.165	28.045	23.254	1'40.151	252,3	11:31'12.593
6	34.026	16.054	27.871	23.131	1'41.082C	253,5	11:32'53.675
7	32.546	16.016	27.832	23.113	1'39.507	252,3	11:34'33.182
8	36.434	16.052	28.073	22.977	1'43.536	251,7	11:36'16.718
9	32.588	15.994	27.910	22.952	1'39.444	252,3	11:37'56.162
10	37.630	16.442	28.823	33.867	1'56.762CP	244,9	11:39'52.924
11	5'22.522	16.531	28.242	23.059	6'30.354P	247,1	11:46'23.278
12	32.457	16.074	27.780	22.775	1'39.086	254,1	11:48'02.364
13	32.305	15.847	27.611	22.818	1'38.581	254,7	11:49'40.945
14	32.261	15.792	28.029	23.215	1'39.297C	253,5	11:51'20.242
15	32.029	15.859	27.615	22.687	1'38.190	254,7	11:52'58.432
16	34.603	16.124	27.801	22.941	1'41.469	249,4	11:54'39.901
17	32.196	15.942	27.688	22.600	1'38.426	253,5	11:56'18.327
18	34.611	15.938	27.716	22.724	1'40.989	250,6	11:57'59.316
19	32.156	15.930	27.695	23.006	1'38.787	251,2	11:59'38.103
20	33.200	15.919	28.002	33.233	1'50.354P	252,9	12:01'28.457

17°		57 A. MAHENDRA [1'38.259]					
Lap	Seg1	Seg2	Seg3	Seg4	Lap Time	km/h	Local Time
		16.831	28.344	23.905		246,6	11:22'03.229
1	33.389	16.611	27.860	23.167	1'41.027	251,7	11:23'44.256
2	32.710	16.500	27.858	24.752	1'41.820	247,1	11:25'26.076
3	32.455	16.386	28.089	23.098	1'40.028	246,6	11:27'06.104
4	32.601	16.145	27.815	23.028	1'39.589	247,1	11:28'45.693
5	32.473	16.042	27.667	22.883	1'39.065	247,7	11:30'24.758
6	32.403	16.184	32.023	34.097	1'54.707P	247,1	11:32'19.465
7	5'39.691	16.268	28.069	23.334	6'47.362P	243,2	11:39'06.827
8	33.956	16.988	29.861	35.567	1'56.372CP	240,5	11:41'03.199
9	3'56.848	17.205	28.748	23.279	5'06.080P	224,5	11:46'09.279
10	32.521	16.111	27.590	22.990	1'39.212	250,0	11:47'48.491
11	32.720	15.904	27.751	22.907	1'39.282	249,4	11:49'27.773
12	32.387	17.004	28.725	23.313	1'41.429C	248,3	11:51'09.202
13	32.371	16.126	27.703	22.933	1'39.133	246,6	11:52'48.335
14	34.724	16.171	30.082	33.911	1'54.888P	248,3	11:54'43.223
15	4'53.430	16.289	27.739	23.097	6'00.555P	239,5	12:00'43.778
16	32.238	16.077	27.320	22.624	1'38.259	247,1	12:02'22.037
17	32.312	16.187	27.355	22.847	1'38.701	247,1	12:04'00.738

18°		94 L. MAHIAS [1'38.263]					
Lap	Seg1	Seg2	Seg3	Seg4	Lap Time	km/h	Local Time
		16.423	28.361	23.479		241,6	11:22'56.075
1	32.654	16.329	27.890	23.038	1'39.911	240,0	11:24'35.986
2	32.214	16.001	27.665	22.760	1'38.640	244,3	11:26'14.626
3	32.343	16.036	27.687	22.715	1'38.781	243,8	11:27'53.407
4	32.223	15.808	27.607	22.757	1'38.395	247,1	11:29'31.802
5	34.270	16.326	28.101	23.158	1'41.855	241,6	11:31'13.657
6	32.204	15.902	27.501	23.252	1'38.859C	244,9	11:32'52.516
7	36.273	16.102	27.661	22.795	1'42.831	245,5	11:34'35.347
8	32.176	15.935	27.875	22.858	1'38.844	244,3	11:36'14.191
9	32.685	17.158	30.931	22.997	1'43.771	237,9	11:37'57.962
10	32.093	15.978	27.656	24.236	1'39.963C	244,3	11:39'37.925
11	38.382	17.770	30.079	36.118	2'02.349CP	233,8	11:41'40.274
12	8'40.404	16.491	28.352	22.991	9'48.238CP	241,6	11:51'28.512
13	32.333	16.055	27.641	22.719	1'38.748	246,6	11:53'07.260
14	32.440	16.425	28.204	32.743	1'49.812P	246,0	11:54'57.072
15	3'37.300	16.639	33.802	23.538	4'51.279P	236,8	11:59'48.351
16	32.175	15.917	27.403	22.768	1'38.263	245,5	12:01'26.614
17	32.288	15.994	27.462	23.045	1'38.789	244,3	12:03'05.403
18	43.020	17.009	28.673	24.095	1'52.797	235,8	12:04'58.200

17/04/2026 P = Pits In/Out - C = Lap Time Cancelled

These data/results cannot be reproduced, stored and/or transmitted in whole or in part by any manner of electronic, mechanical, photocopying, recording, broadcasting or otherwise now known or herein after developed without the previous express consent by the copyright owner, except for reproduction in daily press and regular printed publications on sale to the public within 60 days of the event related to those data/results and always provided that copyright symbol appears together as follows below.

© DORNA WSBK ORGANIZATION Srl 2026



Pirelli Dutch Round, 17-19 April 2026
Chronological Analysis Free Practice

TT Circuit Assen 4.542 m

4 / 6

19° 77 D. AEGERTER [1'38.363]								22° 3 R. DE ROSA [1'38.517]							
Lap	Seg1	Seg2	Seg3	Seg4	Lap Time	km/h	Local Time	Lap	Seg1	Seg2	Seg3	Seg4	Lap Time	km/h	Local Time
1	33.113	16.207	29.541	23.594	1'40.672	250,6	11:23'39.991	1	1'16.637	16.643	29.283	38.180	2'40.743P	241,1	11:24'58.243
2	32.923	16.152	28.029	23.152	1'40.256	248,8	11:25'20.247	2	2'55.605	16.692	31.207	25.452	4'08.956P	242,2	11:29'07.199
3	32.644	16.068	27.977	23.027	1'39.716	248,3	11:26'59.963	3	33.138	16.145	27.912	23.303	1'40.498	248,3	11:30'47.697
4	33.069	16.780	31.790	23.447	1'45.086	230,8	11:28'45.049	4	32.847	16.488	28.290	24.044	1'41.669	250,6	11:32'29.366
5	32.430	15.839	27.826	22.825	1'38.920	252,9	11:30'23.969	5	33.061	16.433	28.137	26.051	1'43.682	248,3	11:34'13.048
6	32.579	15.974	28.001	22.836	1'39.390	252,3	11:32'03.359	6	32.799	16.182	27.794	23.199	1'39.974	244,3	11:35'53.022
7	32.424	15.864	27.937	23.055	1'39.280C	249,4	11:33'42.639	7	32.617	16.033	27.929	23.270	1'39.849	244,9	11:37'32.871
8	32.435	15.990	27.855	22.826	1'39.106	248,8	11:35'21.745	8	32.667	16.172	27.879	23.237	1'39.955	244,9	11:39'12.826
9	32.377	15.856	27.930	22.808	1'38.912	249,4	11:37'00.716	9	36.801	18.597	31.368	37.934	2'04.700CP	225,5	11:41'17.526
10	32.376	15.903	27.767	22.749	1'38.795	250,0	11:38'39.511	10	3'42.925	17.313	28.417	23.403	4'52.058P	220,4	11:46'09.584
11	32.148	15.862	30.295	34.440	1'52.745CP	250,0	11:40'32.256	11	32.591	16.077	27.768	22.886	1'39.322	249,4	11:47'48.906
12	8'43.784	16.216	28.159	23.102	9'51.261P	248,3	11:50'23.517	12	38.033	30.817	35.466	48.768	2'33.084CP	145,9	11:50'21.990
13	32.452	15.951	27.709	22.800	1'38.912	248,8	11:52'02.429	13	4'33.191	18.949	33.894	23.502	5'49.536P	206,9	11:56'11.526
14	32.399	15.896	27.883	22.909	1'39.087	248,8	11:53'41.516	14	32.942	16.227	27.456	22.961	1'39.586	247,1	11:57'51.112
15	37.956	20.534	29.826	38.043	2'06.359P	176,5	11:55'47.875	15	32.107	15.985	27.431	22.994	1'38.517	247,7	11:59'29.629
16	4'55.226	16.373	30.219	23.652	6'05.470P	247,7	12:01'53.345	16	32.415	15.919	31.630	36.054	1'56.018P	249,4	12:01'25.647
17	32.178	15.864	27.651	22.670	1'38.363	252,9	12:03'31.708								

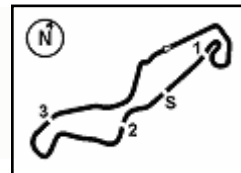
20° 4 J. KENNEDY [1'38.448]								23° 31 Y. OKAMOTO [1'38.536]							
Lap	Seg1	Seg2	Seg3	Seg4	Lap Time	km/h	Local Time	Lap	Seg1	Seg2	Seg3	Seg4	Lap Time	km/h	Local Time
1	33.087	16.340	28.255	23.480	1'41.162	247,1	11:23'55.248	1	33.917	16.185	28.173	23.139	1'41.414	246,0	11:23'57.284
2	32.703	16.238	28.208	23.372	1'40.521	245,5	11:25'35.769	2	33.166	16.157	28.044	23.104	1'40.471	246,0	11:25'37.755
3	32.523	16.273	27.964	23.280	1'40.040	246,6	11:27'15.809	3	32.764	16.157	27.991	23.305	1'40.217	247,1	11:27'17.972
4	32.620	16.161	28.124	23.248	1'40.153	247,7	11:28'55.962	4	32.828	15.946	27.833	22.810	1'39.417	250,0	11:28'57.389
5	32.836	16.198	27.935	23.088	1'40.057	248,8	11:30'36.019	5	32.825	15.908	27.824	23.010	1'39.567	249,4	11:30'36.956
6	32.527	16.021	27.672	23.085	1'39.305	246,6	11:32'15.324	6	32.762	15.945	27.731	22.723	1'39.161	247,7	11:32'16.117
7	34.393	16.516	31.933	32.290	1'55.132P	244,9	11:34'10.456	7	32.676	15.976	27.540	22.718	1'38.910	246,6	11:33'55.027
8	13'38.615	17.380	30.519	23.326	1'49.840P	232,3	11:49'00.296	8	32.650	15.888	27.765	22.695	1'38.998	247,1	11:35'34.025
9	32.601	16.060	27.832	23.062	1'39.555	247,1	11:50'39.851	9	33.072	16.292	28.143	33.708	1'51.215P	246,0	11:37'25.240
10	32.345	16.035	27.699	23.172	1'39.251	248,3	11:52'19.102	10	12'22.358	16.354	28.357	22.885	13'29.954CP	246,0	11:50'55.194
11	32.722	17.082	30.829	23.707	1'44.340	238,4	11:54'03.442	11	32.625	15.886	27.615	22.658	1'38.784	246,6	11:52'33.978
12	32.442	16.051	29.229	31.150	1'48.872P	247,1	11:55'52.314	12	32.355	15.949	27.560	22.672	1'38.536	247,1	11:54'12.514
13	2'59.304	18.220	32.099	24.989	4'14.612P	226,9	12:00'06.926	13	32.659	16.084	27.827	22.767	1'39.337	244,9	11:55'51.851
14	32.235	16.099	27.392	22.959	1'38.685	245,5	12:01'45.611	14	32.453	15.956	27.628	22.593	1'38.630	246,6	11:57'30.481
15	32.077	16.069	27.492	22.810	1'38.448	246,6	12:03'24.059	15	38.158	16.268	28.724	23.877	1'47.027	246,6	11:59'17.508
16	32.296	15.950	27.582	23.217	1'39.045	246,6	12:05'03.104	16	32.714	16.027	28.621	37.156	1'54.518P	248,3	12:01'12.026

21° 40 M. CASADEI [1'38.480]								24° 70 J. WHATLEY [1'38.726]							
Lap	Seg1	Seg2	Seg3	Seg4	Lap Time	km/h	Local Time	Lap	Seg1	Seg2	Seg3	Seg4	Lap Time	km/h	Local Time
1	32.869	16.615	28.326	24.087	1'40.227	247,1	11:22'04.246	1	33.731	16.871	28.769	24.066	248,3	11:21'50.415	
2	32.582	16.386	27.805	23.167	1'40.227	251,2	11:23'44.473	2	37.643	16.369	28.159	23.477	1'41.736	245,5	11:23'32.151
3	32.513	16.125	27.896	23.316	1'39.999	250,6	11:25'24.472	3	32.786	16.983	31.528	24.729	1'50.883	241,1	11:25'23.034
4	32.429	16.125	27.704	22.780	1'39.122	248,3	11:27'03.594	4	32.665	16.005	27.894	22.981	1'39.666	247,1	11:27'02.700
5	32.429	15.906	27.703	23.275	1'39.313	251,2	11:28'42.907	5	33.184	16.118	28.170	23.256	1'40.118	252,3	11:28'42.818
6	32.667	16.144	27.788	22.961	1'39.560	247,1	11:30'22.467	6	32.530	16.118	27.782	23.036	1'40.120	254,7	11:30'22.938
7	32.509	16.144	27.788	22.961	1'39.560	247,1	11:30'22.467	7	32.694	16.118	27.782	23.036	1'40.120	254,7	11:30'22.938
8	32.509	17.120	35.113	34.810	1'59.552P	244,9	11:32'22.019	8	32.694	16.097	27.756	22.974	1'39.521C	250,6	11:33'47.635
9	32.523	15.926	27.729	22.758	1'38.936	247,1	11:47'26.869	9	32.517	16.064	27.953	23.248	1'39.782	247,7	11:35'27.417
10	32.432	15.946	27.705	22.731	1'38.814	247,7	11:49'05.683	10	32.549	16.002	27.866	23.016	1'39.433	247,1	11:37'06.850
11	32.330	15.837	27.563	22.750	1'38.480	250,0	11:50'44.163	11	32.659	16.014	27.811	23.085	1'39.569	247,1	11:38'46.419
12	32.401	15.918	27.974	23.941	1'40.234	248,8	11:52'22.660	12	33.886	17.255	29.313	34.685	1'55.139CP	241,6	11:40'41.558
13	32.556	15.998	27.570	22.767	1'38.891	249,4	11:55'41.785	13	10'49.863	16.976	33.640	28.175	12'08.654P	244,3	11:52'50.212
14	32.378	15.988	27.609	22.736	1'38.711	247,1	11:57'20.496	14	32.480	15.981	27.766	22.834	1'39.061	249,4	11:54'29.273
15	32.487	16.067	27.659	22.957	1'39.170	245,5	11:58'59.666	15	34.222	15.951	27.742	22.443	1'40.358	252,3	11:56'09.631
16	32.475	16.021	27.789	23.582	1'39.867	245,5	12:00'39.533	16	34.128	15.942	27.566	22.804	1'40.440	252,3	11:59'28.874
17	32.413	15.916	27.617	22.832	1'38.778	247,1	12:02'18.311	17	32.525	15.854	27.691	22.766	1'38.836	248,8	12:01'07.710
18	32.429	16.055	27.655	22.983	1'39.122	246,0	12:03'57.433	18	32.397	15.940	27.728	22.759	1'38.824	247,1	12:02'46.534
								19	32.365	15.948	27.670	22.743	1'38.726	250,6	12:04'25.260

17/04/2026 P = Pits In/Out - C = Lap Time Cancelled

These data/results cannot be reproduced, stored and/or transmitted in whole or in part by any manner of electronic, mechanical, photocopying, recording, broadcasting or otherwise now known or herein after developed without the previous express consent by the copyright owner, except for reproduction in daily press and regular printed publications on sale to the public within 60 days of the event related to those data/results and always provided that copyright symbol appears together as follows below.

© DORNA WSBK ORGANIZATION Srl 2026



TT Circuit Assen 4.542 m

Pirelli Dutch Round, 17-19 April 2026
Chronological Analysis Free Practice

5 / 6

25° 20 X. CARDELUS [1'38.773]							
Lap	Seg1	Seg2	Seg3	Seg4	Lap Time	km/h	Local Time
		16.690	28.460	23.879	244,9	11:22'01.944	
1	33.042	16.177	27.920	23.209	1'40.348	246,0	11:23'42.292
2	32.770	16.327	27.723	23.125	1'39.945	247,7	11:25'22.237
3	32.519	15.995	27.837	23.179	1'39.530	247,7	11:27'01.767
4	32.567	16.056	32.440	24.212	1'45.275	245,5	11:28'47.042
5	32.501	15.918	27.617	23.032	1'39.068	252,9	11:30'26.110
6	32.438	15.969	28.434	23.481	1'40.322	254,7	11:32'06.432
7	35.557	16.246	28.220	23.218	1'43.241C	246,0	11:33'49.673
8	32.592	16.097	27.702	23.013	1'39.404	246,0	11:35'29.077
9	39.272	16.658	28.820	33.097	1'57.847P	240,5	11:37'26.924
10	9'19.117	16.299	30.786	27.221	10'33.423P	244,3	11:48'00.347
11	32.364	16.115	27.630	22.977	1'39.086	245,5	11:49'39.433
12	32.351	16.194	28.041	23.243	1'39.829C	246,6	11:51'19.262
13	32.350	16.098	27.714	22.947	1'39.109C	245,5	11:52'58.371
14	34.767	16.501	27.578	23.152	1'41.998	245,5	11:54'40.369
15	32.348	16.120	27.428	22.877	1'38.773	246,0	11:56'19.142
16	34.832	16.715	28.270	23.058	1'42.875	241,6	11:58'02.017
17	32.421	16.079	32.881	25.608	1'46.989	245,5	11:59'49.006
18	32.372	16.224	27.724	23.475	1'39.795	251,2	12:01'28.801
19	32.380	16.110	27.636	22.852	1'38.978	246,0	12:03'07.779
20	32.382	16.213	27.766	23.146	1'39.507	244,9	12:04'47.286

15	32.264	16.086	29.716	23.593	1'41.659	251,7	12:01'46.701
16	32.340	16.136	27.749	22.904	1'39.129	246,6	12:03'25.830
17	33.198	16.451	28.592	34.246	1'52.487P	243,8	12:05'18.317

28° 10 L. TACCINI [1'39.263]							
Lap	Seg1	Seg2	Seg3	Seg4	Lap Time	km/h	Local Time
		17.528	29.847	23.895	244,9	11:21'59.716	
1	33.207	16.301	28.179	23.230	1'40.917	247,7	11:23'40.633
2	32.984	16.385	28.137	23.269	1'40.775	247,7	11:25'21.408
3	32.913	16.214	28.364	23.137	1'40.628	246,6	11:27'02.036
4	33.028	16.228	28.871	23.115	1'41.242	248,8	11:28'43.278
5	33.033	16.165	28.211	23.106	1'40.515	253,5	11:30'23.793
6	34.319	16.272	28.409	34.332	1'53.332P	249,4	11:32'17.125
7	8'13.935	17.376	30.309	34.694	9'36.314CP	242,2	11:41'53.439
8	3'06.319	16.656	28.563	23.272	4'14.810P	243,8	11:46'08.249
9	32.929	16.039	27.946	22.983	1'39.897	248,3	11:47'48.146
10	32.787	16.006	28.288	23.077	1'40.158C	249,4	11:49'28.304
11	34.870	16.005	28.234	23.215	1'42.324C	252,3	11:51'10.628
12	32.940	16.084	28.605	33.408	1'51.037P	251,2	11:53'01.665
13	5'49.605	18.416	31.490	23.197	7'02.708P	228,8	12:00'04.373
14	32.571	15.956	27.783	22.953	1'39.263	249,4	12:01'43.636
15	32.521	16.126	27.933	22.802	1'39.382	248,3	12:03'23.018
16	32.930	16.003	27.850	22.993	1'39.776	246,6	12:05'02.794

26° 37 R. GARCIA [1'38.947]							
Lap	Seg1	Seg2	Seg3	Seg4	Lap Time	km/h	Local Time
		17.342	29.701	24.553	248,3	11:22'02.357	
1	33.310	16.412	28.186	23.596	1'41.504	250,0	11:23'43.861
2	32.722	16.466	27.919	23.571	1'40.678	248,3	11:25'24.539
3	32.633	16.075	27.692	22.849	1'39.249	255,9	11:27'03.788
4	32.455	15.897	27.618	23.276	1'39.246	254,7	11:28'43.034
5	32.822	16.117	27.689	22.944	1'39.572	248,3	11:30'22.606
6	37.340	16.370	28.096	23.545	1'45.351	248,3	11:32'07.957
7	32.629	16.194	28.361	23.441	1'40.625C	248,3	11:33'48.582
8	32.352	15.979	27.604	23.125	1'39.060	247,1	11:35'27.642
9	33.309	16.182	27.822	34.787	1'52.100P	248,8	11:37'19.742
10	10'17.658	17.549	29.801	23.384	11'28.392P	240,5	11:48'48.134
11	32.994	16.192	27.908	23.483	1'40.577	246,0	11:50'28.711
12	33.460	15.994	27.749	22.951	1'40.154	251,7	11:52'08.865
13	32.251	15.963	27.764	22.969	1'38.947	248,3	11:53'47.812
14	32.463	16.169	29.787	33.036	1'51.455P	242,2	11:55'39.267
15	3'56.046	16.177	27.845	22.971	5'03.039P	247,7	12:00'42.306
16	32.467	16.020	27.848	22.774	1'39.109	247,7	12:02'21.415
17	33.312	15.987	27.637	22.806	1'39.742	251,7	12:04'01.157

29° 19 A. KOFLER [1'39.354]							
Lap	Seg1	Seg2	Seg3	Seg4	Lap Time	km/h	Local Time
		16.850	28.730	23.696	244,9	11:22'22.830	
1	34.291	17.029	28.542	23.608	1'43.470	219,5	11:24'06.300
2	33.341	16.459	28.471	23.595	1'41.866	242,2	11:25'48.166
3	33.212	16.333	29.371	32.997	1'51.913P	243,8	11:27'40.079
4	2'37.000	18.708	28.897	23.083	3'47.688P	168,5	11:31'27.767
5	32.835	16.398	28.209	23.277	1'40.719C	243,2	11:33'08.486
6	32.798	16.519	28.150	23.214	1'40.681	243,8	11:34'49.167
7	34.900	18.003	31.055	24.130	1'48.088	221,8	11:36'37.255
8	34.294	16.600	28.896	1'43.461	240,0	11:38'20.716	
9	32.832	16.390	28.876	35.768	1'53.866CP	242,2	11:40'14.582
10	4'44.484	17.684	28.347	23.225	5'53.740P	208,1	11:46'08.322
11	33.242	16.240	27.579	23.263	1'40.324	244,9	11:47'48.646
12	32.754	16.014	27.925	23.022	1'39.715	250,0	11:49'28.361
13	32.568	16.156	28.965	23.326	1'41.015C	247,1	11:51'09.376
14	32.443	16.105	27.575	23.231	1'39.354	248,3	11:52'48.730
15	32.503	16.109	27.879	23.179	1'39.670	245,5	11:54'28.400
16	38.085	17.200	30.901	25.229	1'51.415	235,3	11:56'19.815
17	33.711	16.525	29.676	23.296	1'43.208	241,6	11:58'03.023
18	32.837	16.425	32.047	24.310	1'45.619	244,3	11:59'48.642
19	32.535	16.310	27.723	35.826	1'52.394P	244,9	12:01'41.036

27° 25 O. KONIG [1'39.129]							
Lap	Seg1	Seg2	Seg3	Seg4	Lap Time	km/h	Local Time
		16.739	28.683	24.100	246,6	11:22'37.276	
1	33.289	16.532	29.486	23.501	1'42.808	243,8	11:24'20.084
2	33.127	16.248	28.202	23.196	1'40.773	252,9	11:26'00.857
3	32.858	16.265	28.282	23.223	1'40.628	246,6	11:27'41.485
4	33.002	16.575	28.396	23.327	1'41.300	244,9	11:29'22.785
5	32.818	16.259	28.234	23.335	1'40.646	247,1	11:31'03.431
6	32.786	16.147	28.247	23.272	1'40.452	246,0	11:32'43.883
7	32.996	18.364	29.480	33.483	1'54.323P	224,1	11:34'38.206
8	14'12.758	16.521	28.369	23.438	15'21.086P	243,8	11:49'59.292
9	32.537	16.155	29.534	23.199	1'41.425	247,1	11:51'40.717
10	32.402	16.316	27.892	22.874	1'39.484	247,1	11:53'20.201
11	33.253	16.423	28.088	23.146	1'40.910	244,9	11:55'01.111
12	32.568	16.306	27.896	23.012	1'39.782	243,2	11:56'40.893
13	32.499	16.203	27.782	23.051	1'39.535	245,5	11:58'20.428
14	36.415	16.458	28.441	23.300	1'44.614	244,3	12:00'05.042

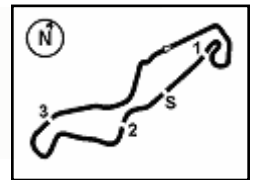
30° 54 R. ROSSI [1'39.366]							
Lap	Seg1	Seg2	Seg3	Seg4	Lap Time	km/h	Local Time
		17.250	29.438	24.405	245,5	11:22'27.658	
1	33.788	16.743	28.417	23.769	1'42.717	244,9	11:24'10.375
2	34.328	16.436	28.409	23.645	1'42.818	247,1	11:25'53.193
3	33.179	16.498	28.352	23.521	1'41.550	247,1	11:27'34.743
4	33.290	16.417	28.416	23.794	1'41.917	247,7	11:29'16.660
5	33.024	16.154	28.193	23.648	1'41.019	251,2	11:30'57.679
6	32.831	16.239	28.174	23.572	1'40.816	247,7	11:32'38.495
7	32.845	16.291	28.019	23.393	1'40.548	247,1	11:34'19.043
8	34.667	17.545	30.984	35.291	1'58.487P	242,2	11:36'17.530
9	9'55.925	16.445	28.103	23.368	11'03.841P	248,8	11:47'21.371
10	32.468	16.128	27.729	23.041	1'39.366	249,4	11:49'00.737
11	32.809	16.182	29.619	24.019	1'42.629	250,0	11:50'43.366
12	33.453	16.150	27.969	23.129	1'40.701	253,5	11:52'24.067
13	32.607	16.213	27.997	23.424	1'40.241	247,1	11:54'04.308

17/04/2026 P = Pits In/Out - C = Lap Time Cancelled

These data/results cannot be reproduced, stored and/or transmitted in whole or in part by any manner of electronic, mechanical, photocopying, recording, broadcasting or otherwise now known or herein after developed without the previous express consent by the copyright owner, except for reproduction in daily press and regular printed publications on sale to the public within 60 days of the event related to those data/results and always provided that copyright symbol appears together as follows below.

© DORNA WSBK ORGANIZATION Srl 2026





Pirelli Dutch Round, 17-19 April 2026
Chronological Analysis Free Practice

14	32.594	16.055	27.945	23.153	1'39.747	248,3	11:55'44.055
15	34.808	18.419	29.333	25.582	1'48.142	191,8	11:57'32.197
16	32.996	16.385	28.076	23.365	1'40.822	246,6	11:59'13.019
17	32.611	16.245	28.074	23.298	1'40.228	246,6	12:00'53.247
18	32.679	16.311	27.962	23.290	1'40.242	246,0	12:02'33.489
19	32.647	16.296	27.901	23.084	1'39.928	246,6	12:04'13.417

12	33.084	16.341	28.053	23.796	1'41.274C	249,4	11:49'41.343
13	32.720	16.128	28.048	23.433	1'40.329C	251,2	11:51'21.672
14	32.535	16.233	28.048	23.629	1'40.568	251,7	11:53'02.240
15	33.072	16.428	28.123	23.598	1'41.221	248,8	11:54'43.461
16	32.867	16.383	28.082	23.605	1'40.937	249,4	11:56'24.398
17	37.213	16.560	28.263	23.825	1'45.861	246,6	11:58'10.259
18	32.758	16.416	28.106	23.482	1'40.762	248,3	11:59'51.021
19	32.821	16.339	28.079	23.504	1'40.743	249,4	12:01'31.764
20	32.773	16.325	28.067	23.440	1'40.605	250,0	12:03'12.369
21	32.783	16.280	28.104	23.374	1'40.541	248,8	12:04'52.910

31° 73 J. CRETARO [1'40.139]

Lap	Seg.1	Seg.2	Seg.3	Seg.4	Lap Time	km/h	Local Time
		17.273	28.638	24.454		243,2	11:22'17.551
1	33.556	16.664	28.191	23.939	1'42.350	244,3	11:23'59.901
2	33.348	16.593	28.145	23.613	1'41.699	245,5	11:25'41.600
3	33.004	16.646	28.534	23.763	1'41.947	244,9	11:27'23.547
4	33.112	16.400	28.343	23.557	1'41.412	247,1	11:29'04.959
5	33.107	16.654	28.238	23.660	1'41.659	242,2	11:30'46.618
6	33.337	16.657	28.464	34.279	1'52.737P	242,2	11:32'39.355
7	11'46.240	16.783	28.546	23.633	12'55.202P	239,5	11:45'34.557
8	33.070	16.435	28.387	23.462	1'41.354	242,7	11:47'15.911
9	33.099	16.298	28.254	23.387	1'41.038	242,2	11:48'56.949
10	32.881	16.324	28.307	23.188	1'40.700	241,6	11:50'37.649
11	32.674	16.258	28.125	23.347	1'40.404	245,5	11:52'18.053
12	38.472	17.780	28.216	32.959	1'57.427P	224,5	11:54'15.480
13	3'57.456	16.526	28.129	23.321	5'05.432P	242,2	11:59'20.912
14	33.501	16.379	27.899	23.178	1'40.957	241,1	12:01'01.869
15	32.770	16.256	27.889	23.224	1'40.139	240,0	12:02'42.008
16	32.964	16.277	29.461	23.182	1'41.884	240,0	12:04'23.892

34° 88 A. GIOMBINI [1'41.298]

Lap	Seg.1	Seg.2	Seg.3	Seg.4	Lap Time	km/h	Local Time
		17.311	29.256	24.965		244,3	11:22'28.355
1	34.253	17.410	28.714	24.425	1'44.802	234,3	11:24'13.157
2	33.330	16.580	28.312	23.898	1'42.120	246,6	11:25'55.277
3	33.749	16.392	28.216	23.704	1'42.061	246,6	11:27'37.338
4	33.121	16.190	28.174	23.813	1'41.298	250,0	11:29'18.636
5	33.132	16.225	28.466	23.702	1'41.525C	249,4	11:31'00.161
6	32.935	16.230	28.262			246,0	

32° 22 A. CARRASCO [1'40.420]

Lap	Seg.1	Seg.2	Seg.3	Seg.4	Lap Time	km/h	Local Time
		17.526	29.084	25.157		233,8	11:22'16.157
1	33.845	16.563	28.421	23.801	1'42.630	245,5	11:23'58.787
2	33.606	16.771	28.135	23.782	1'42.294	245,5	11:25'41.081
3	33.331	16.649	28.439	23.737	1'42.156	246,6	11:27'23.237
4	33.290	16.679	28.311	23.628	1'41.908	246,6	11:29'05.145
5	33.694	16.526	28.231	23.258	1'41.709	248,3	11:30'46.854
6	33.479	16.414	28.437	23.962	1'42.292	250,6	11:32'29.146
7	33.089	16.469	28.195	23.560	1'41.313	246,6	11:34'10.459
8	33.092	16.667	28.208	34.003	1'51.970P	246,0	11:36'02.429
9	10'52.690	16.780	28.091	23.256	12'00.817P	244,3	11:48'03.246
10	32.887	16.245	27.977	23.311	1'40.420	248,3	11:49'43.666
11	32.870	16.285	28.388	24.694	1'42.237C	246,0	11:51'25.903
12	32.862	16.408	28.224	23.235	1'40.729	247,1	11:53'06.632
13	32.925	16.736	28.154	23.293	1'41.108	246,0	11:54'47.740
14	35.964	17.025	28.512	25.975	1'47.476	241,1	11:56'35.216
15	32.921	16.424	28.155	23.524	1'41.024	246,0	11:58'16.240
16	35.236	16.854	28.371	23.670	1'44.131	241,1	12:00'00.371
17	40.054	16.461	29.224	27.731	1'53.470	246,6	12:01'53.841
18	32.913	16.309	28.390	23.541	1'41.153	247,7	12:03'34.994

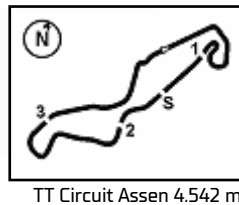
33° 91 B. JIMENEZ [1'40.541]

Lap	Seg.1	Seg.2	Seg.3	Seg.4	Lap Time	km/h	Local Time
		18.199	29.672	25.304		228,3	11:22'02.337
1	34.098	17.189	28.628	24.464	1'44.379	247,1	11:23'46.716
2	33.259	16.959	28.606	24.156	1'42.980	247,1	11:25'29.696
3	33.493	16.585	28.545	24.586	1'43.209	250,0	11:27'12.905
4	33.245	16.754	28.859	24.081	1'42.939	249,4	11:28'55.844
5	32.767	16.559	28.270	23.934	1'41.530	248,8	11:30'37.374
6	32.952	16.524	28.079	24.450	1'42.005	250,0	11:32'19.379
7	32.882	16.582	28.290	23.680	1'41.434	249,4	11:34'00.813
8	32.746	16.611	28.450	23.903	1'41.710	247,7	11:35'42.523
9	32.909	16.364	28.368	24.015	1'41.656	251,7	11:37'24.179
10	32.803	16.440	29.198	35.367	1'53.808P	250,0	11:39'17.987
11	7'33.110	16.596	28.507	23.869	8'42.082P	246,6	11:48'00.069

17/04/2026 P = Pits In/Out - C = Lap Time Cancelled

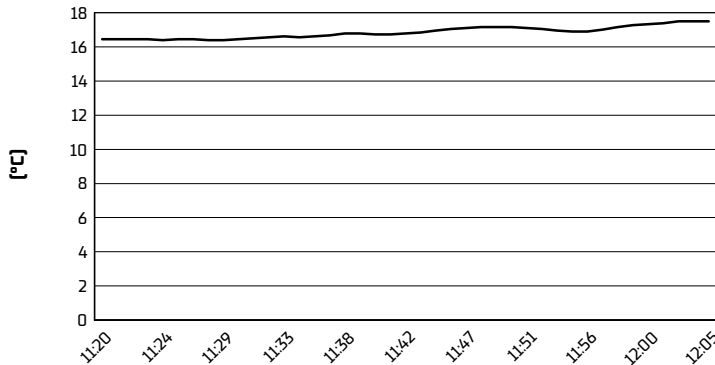
These data/results cannot be reproduced, stored and/or transmitted in whole or in part by any manner of electronic, mechanical, photocopying, recording, broadcasting or otherwise now known or herein after developed without the previous express consent by the copyright owner, except for reproduction in daily press and regular printed publications on sale to the public within 60 days of the event related to those data/results and always provided that copyright symbol appears together as follows below.

© DORNA WSBK ORGANIZATION Srl 2026

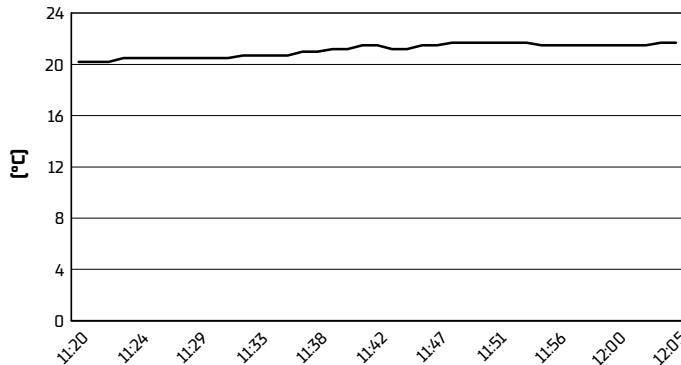


Pirelli Dutch Round, 17-19 April 2026
Weather Report Free Practice
Session started 11:20 - Session ended 12:06

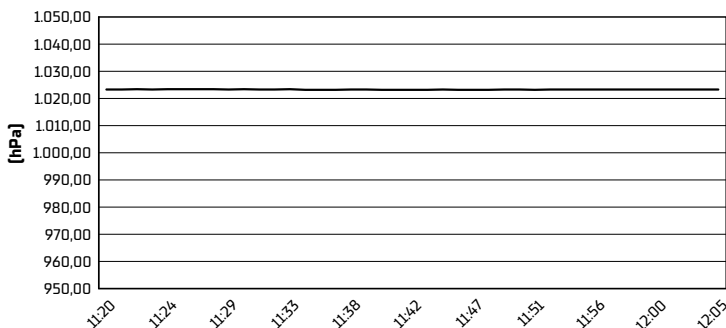
Air Temperature



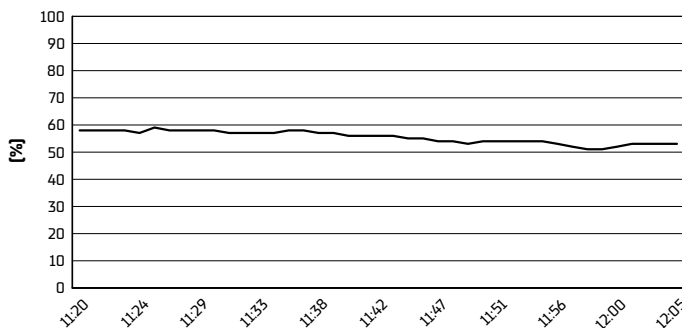
Track Temperature



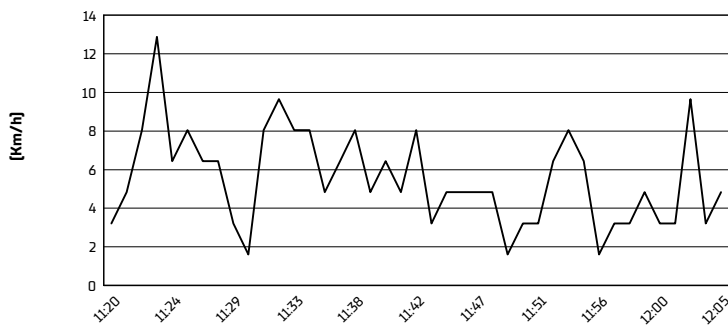
Air Pressure



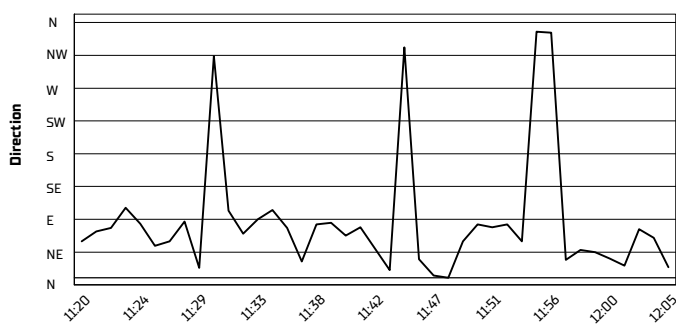
Humidity



Wind Speed



Wind Direction



17/04/2026
These data/results cannot be reproduced, stored and/or transmitted in whole or in part by any manner of electronic, mechanical, photocopying, recording, broadcasting or otherwise now known or herein after developed without the previous express consent by the copyright owner, except for reproduction in daily press and regular printed publications on sale to the public within 60 days of the event related to those data/results and always provided that copyright symbol appears together as follows below.
© DORNA WSBK ORGANIZATION Srl 2026