

Pirelli Dutch Round, 17-19 April 2026
Results Tissot Superpole

TT Circuit Assen 4.542 m

1 / 3

No.	Rider	Nat	Team	Bike	Class	Time	Gap	Rel.	Laps	Speed	
										Avg	Max
1	94 L. MAHIAS	FRA	GMT94 Yamaha	Yamaha YZF-R9		1'36.490			15	169,460	254,1
2	53 V. DEBISE	FRA	EASTROC ZXMMOTO Evan Bros Factory	ZXMMOTO 820RR		1'36.561	0.071	0.071	15	169,335	253,5
3	75 A. ARENAS	ESP	AS BLU CRU Racing Team	Yamaha YZF-R9		1'36.572	0.082	0.011	16	169,316	255,3
4	69 T. BOOTH-AMOS	GBR	PTR Triumph Factory Racing	Triumph Street Triple 765 RS		1'36.600	0.110	0.028	15	169,267	261,5
5	61 C. ONCU	TUR	Pata Yamaha Ten Kate Racing	Yamaha YZF-R9		1'36.628	0.138	0.028	17	169,218	256,5
6	16 A. ZACCONE	ITA	Ecosantagata Althea Racing Team	Ducati Panigale V2		1'36.646	0.156	0.018	14	169,187	258,4
7	40 M. CASADEI	ITA	D34G WorldSSP Racing Team	Ducati Panigale V2		1'36.658	0.168	0.012	15	169,166	257,1
8	65 P. OETTL	GER	Feel Racing WorldSSP Team	Ducati Panigale V2		1'36.667	0.177	0.009	17	169,150	259,6
9	5 J. MASIA	ESP	Orelac Racing Verdnatura	Ducati Panigale V2		1'36.872	0.382	0.205	15	168,792	257,1
10	43 S. JESPERSEN	DEN	EAB Racing Team	Ducati Panigale V2		1'36.979	0.489	0.107	16	168,606	257,8
11	77 D. AEGERTER	SUI	Kawasaki WorldSSP Team	Kawasaki ZX-6R 636		1'37.045	0.555	0.066	19	168,491	259,0
12	11 M. FERRARI	ITA	WRP Racing	Ducati Panigale V2		1'37.134	0.644	0.089	19	168,337	264,1
13	24 M. RAMIREZ	ESP	QJMOTOR Factory Racing	QJMOTOR SRK 800 RS	*	1'37.225	0.735	0.091	19	168,179	259,6
14	52 J. ALCOBA	ESP	Kawasaki WorldSSP Team	Kawasaki ZX-6R 636		1'37.363	0.873	0.138	16	167,941	253,5
15	37 R. GARCIA	ESP	GMT94 Yamaha	Yamaha YZF-R9		1'37.391	0.901	0.028	15	167,892	252,9
16	7 F. FARIOLI	ITA	VFT Racing Yamaha	Yamaha YZF-R9		1'37.426	0.936	0.035	18	167,832	252,9
17	60 D. GEIGER	GER	Team Apreco	Yamaha YZF-R9		1'37.559	1.069	0.133	15	167,603	263,4
18	50 O. VOSTATEK	CZE	Compos Racing Team	Triumph Street Triple 765 RS		1'37.613	1.123	0.054	18	167,510	257,1
19	32 O. BAYLISS	AUS	PTR Triumph Factory Racing	Triumph Street Triple 765 RS		1'37.649	1.159	0.036	20	167,449	261,5
20	64 F. CARICASULO	ITA	EASTROC ZXMMOTO Evan Bros Factory	ZXMMOTO 820RR		1'37.672	1.182	0.023	10	167,409	252,9
21	31 Y. OKAMOTO	JPN	Pata Yamaha Ten Kate Racing	Yamaha YZF-R9		1'37.681	1.191	0.009	19	167,394	254,1
22	57 A. MAHENDRA	INA	AS BLU CRU Racing Team	Yamaha YZF-R9		1'37.682	1.192	0.001	16	167,392	255,9
23	3 R. DE ROSA	ITA	QJMOTOR Factory Racing	QJMOTOR SRK 800 RS	*	1'37.741	1.251	0.059	19	167,291	254,1
24	70 J. WHATLEY	GBR	Orelac Racing Verdnatura	Ducati Panigale V2		1'37.786	1.296	0.045	18	167,214	254,1
25	4 J. KENNEDY	IRL	Honda Racing World Supersport	Honda CBR600RR	*	1'37.891	1.401	0.105	18	167,035	252,9
26	19 A. KOFLER	AUT	Motorsport Kofler	Yamaha YZF-R9	*	1'38.124	1.634	0.233	18	166,638	254,1
27	54 R. ROSSI	ITA	Renzi Corse	Ducati Panigale V2		1'38.173	1.683	0.049	15	166,555	254,7
28	91 B. JIMENEZ	ESP	WRP Racing	Ducati Panigale V2		1'38.192	1.702	0.019	14	166,523	254,1
29	10 L. TACCINI	ITA	Ecosantagata Althea Racing Team	Ducati Panigale V2		1'38.499	2.009	0.307	18	166,004	255,9
30	20 X. CARDELUS	AND	Cerba Yamaha Racing Team	Yamaha YZF-R9		1'38.541	2.051	0.042	1	165,933	252,9
31	25 O. KONIG	CZE	Compos Racing Team	Triumph Street Triple 765 RS		1'38.877	2.387	0.336	16	165,369	255,3
32	22 A. CARRASCO	ESP	Honda Racing World Supersport	Honda CBR600RR	*	1'39.092	2.602	0.215	17	165,010	252,3
33	73 J. CRETARD	ITA	Flembo by Racing Development	MV Agusta F3 800 RR		1'39.252	2.762	0.160	14	164,744	250,0
34	88 A. GIOMBINI	ITA	Motozoo by Madforce Dubai	MV Agusta F3 800 RR		1'39.668	3.178	0.416	16	164,057	254,1

Qualifying Lap Time (105% of 1'36.490): 1'41.315

* WorldSSP Challenge

AIR	Humidity:	50%	Temp:	18°C
TRACK	Condition:	Dry	Temp:	25°C

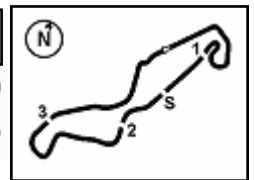
Records	Pole	[SP]	2025 C.Oncu	1'36.184	170,000	Km/h
	Race	[RC1]	2025 S.Manzi	1'36.952	168,650	Km/h
	All Times	[SP]	2025 C.Oncu	1'36.184	170,000	Km/h

17/04/2026 Start 16:00 End 16:55 The results are provisional until the end of the time limit for protests and appeals and the completion of the technical checks.

Clerk Of The Course: **Roland Brontsema**
Publication Time: **17:05**

These data/results cannot be reproduced, stored and/or transmitted in whole or in part by any manner of electronic, mechanical, photocopying, recording, broadcasting or otherwise now known or herein after developed without the previous express consent by the copyright owner, except for reproduction in daily press and regular printed publications on sale to the public within 60 days of the event related to those data/results and always provided that copyright symbol appears together as follows below.

© DORNA WSBK ORGANIZATION Srl 2026



Pirelli Dutch Round, 17-19 April 2026
Results Tissot Superpole

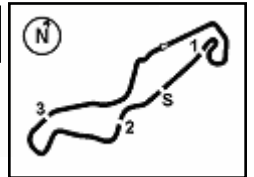
Session Highlights

Local Time	No. Rider	Description
16.00.00		Start of Session
16.05.15		Double Yellow Flag Out - Turn 18
16.05.27	20 X. CARDELUS	#20 Crashed - Turn 18
16.05.28		Double Yellow Flag In - Turn 18
16.05.28		Riders Under Yellow Flag at Turn 18: #20 #19 #54 #11 #40 #37 #10
16.05.29		RED FLAG
16.05.42	54 R. ROSSI	#54 Lap Time Cancelled [1'39.823] - Exceeded Track Limits - Turn 18
16.18.00		Session Restart
16.21.34	50 O. VOSTATEK	#50 Lap Time Cancelled [14'07.225] - Exceeded Track Limits - Turn 18
16.23.10	54 R. ROSSI	#54 Lap Time Cancelled [1'39.328] - Exceeded Track Limits - Turn 18
16.23.37	20 X. CARDELUS	#20 Medical Centre
16.27.11	69 T. BOOTH-AMOS	#69 Lap Time Cancelled [1'46.772] - Exceeded Track Limits - Turn 18
16.27.41	19 A. KOFLER	#19 Lap Time Cancelled [1'39.640] - Exceeded Track Limits - Turn 18
16.27.41	54 R. ROSSI	#54 Technical Problem - Rider is slowing down
16.33.34	57 A. MAHENDRA	#57 Lap Time Cancelled [5'36.991] - Exceeded Track Limits - Turn 18
16.35.39	40 M. CASADEI	#40 Lap Time Cancelled [7'31.699] - Exceeded Track Limits - Turn 18
16.36.07	50 O. VOSTATEK	#50 Lap Time Cancelled [1'38.206] - Exceeded Track Limits - Turn 18
16.41.13	54 R. ROSSI	#54 Lap Time Cancelled [1'45.901] - Exceeded Track Limits - Turn 18
16.41.47		WorldWCR SP pit lane opens at 17.05 [approx]
16.42.15		Yellow Flag Out - Turn 4
16.42.17		Double Yellow Flag Out - Turn 5
16.42.19		Yellow Flag Out - Turn 5
16.42.25	64 F. CARICASULO	#64 Crashed - Turn 5
16.42.58		Yellow Flag In - Turn 5
16.42.58		Riders Under Yellow Flag at Turn 5: #52 #77 #31 #32 #61 #11
16.43.00		Yellow Flag In - Turn 4
16.43.00		Riders Under Yellow Flag at Turn 4: #52 #77 #31 #32 #61 #11 #91 #60
16.43.16	32 O. BAYLISS	#32 Lap Time Cancelled [1'38.273] - Exceeded Track Limits - Turn 17
16.43.19		Yellow Flag Out - Turn 4
16.43.26		Yellow Flag In - Turn 4
16.43.26		Riders Under Yellow Flag at Turn 4: #7
16.43.47		Yellow Flag Out - Turn 4
16.43.56		Yellow Flag In - Turn 4
16.44.33	52 J. ALCOBA	#52 Lap Time Cancelled [13'30.411] - Exceeded Track Limits - Turn 18
16.46.48	91 B. JIMENEZ	#91 Lap Time Cancelled [1'38.441] - Exceeded Track Limits - Turn 18
16.47.25		Yellow Flag Out - Turn 16-17
16.47.35	91 B. JIMENEZ	#91 Crashed - Turn 17
16.48.05	10 L. TACCINI	#10 Lap Time Cancelled [6'39.867] - Exceeded Track Limits - Turn 17
16.48.24		Yellow Flag In - Turn 16-17
16.48.24		Riders Under Yellow Flag at Turn 16-17: #91 #75 #57 #88 #24 #3 #53 #40 #37 #70 #94 #5 #61 #7
16.50.22	7 F. FARIOLI	#7 Lap Time Cancelled [3'33.567] - Exceeded Track Limits - Turn 17
16.51.30	75 A. ARENAS	#75 On the Gravel - Rejoined - Turn 3
16.51.41		Yellow Flag Out - Turn 5
16.51.41		Yellow Flag Out - Turn 4
16.51.44		Yellow Flag In - Turn 4
16.51.47	70 J. WHATLEY	#70 Crashed - Turn 5
16.52.18	70 J. WHATLEY	#70 Lap Time Cancelled [1'37.793] - Exceeded Track Limits - Turn 17
16.53.31	10 L. TACCINI	#10 Lap Cancelled [1'51.022] - Course Cutting on Previous Lap - Turn 17
16.53.38		Yellow Flag In - Turn 5
16.53.38		Riders Under Yellow Flag at Turn 5: #5 #61 #7 #70 #69 #52 #31 #50 #77 #32 #4 #43 #10 #16 #11
16.53.38		Riders Under Yellow Flag at Turn 5: #22 #25 #19 #57 #24 #54 #40 #3 #53 #88 #65 #94 #37 #73 #75
16.53.47	73 J. CRETARO	#73 Lap Time Cancelled [1'41.084] - Exceeded Track Limits - Turn 18
16.53.48	7 F. FARIOLI	#7 Lap Cancelled [1'38.316] - Course Cutting on Previous Lap - Turn 17
16.58.24		End of Session

17/04/2026 Start 16:00 End 16:55 The results are provisional until the end of the time limit for protests and appeals and the completion of the technical checks. Clerk Of The Course: **Roland Brontsema** Publication Time: **17:05**

These data/results cannot be reproduced, stored and/or transmitted in whole or in part by any manner of electronic, mechanical, photocopying, recording, broadcasting or otherwise now known or herein after developed without the previous express consent by the copyright owner, except for reproduction in daily press and regular printed publications on sale to the public within 60 days of the event related to those data/results and always provided that copyright symbol appears together as follows below.

© DORNA WSBK ORGANIZATION Srl 2026



Pirelli Dutch Round, 17-19 April 2026
Results Tissot Superpole

Fastest Laps Sequence

No.	Rider	Nat	Team	Bike	Local Time	Time	Gap	Avg
7	F. FARIOLI	ITA	VFT Racing Yamaha	Yamaha YZF-R9	16:03'30.794	1'38.391		166,186
43	S. JESPERSEN	DEN	EAB Racing Team	Ducati Panigale V2	16:03'39.466	1'38.179	-0.212	166,545
11	M. FERRARI	ITA	WRP Racing	Ducati Panigale V2	16:03'45.844	1'37.728	-0.451	167,313
37	R. GARCIA	ESP	GMT94 Yamaha	Yamaha YZF-R9	16:03'49.743	1'37.719	-0.009	167,329
75	A. ARENAS	ESP	AS BLU CRU Racing Team	Yamaha YZF-R9	16:04'05.270	1'37.652	-0.067	167,444
65	P. OETTL	GER	Feel Racing WorldSSP Team	Ducati Panigale V2	16:04'06.343	1'37.354	-0.298	167,956
94	L. MAHIAS	FRA	GMT94 Yamaha	Yamaha YZF-R9	16:04'29.211	1'37.076	-0.278	168,437
61	C. ONCU	TUR	Pata Yamaha Ten Kate Racing	Yamaha YZF-R9	16:22'55.176	1'36.732	-0.344	169,036
61	C. ONCU	TUR	Pata Yamaha Ten Kate Racing	Yamaha YZF-R9	16:37'24.348	1'36.630	-0.102	169,215
69	T. BOOTH-AMOS	GBR	PTR Triumph Factory Racing	Triumph Street Triple 765 RS	16:38'56.107	1'36.600	-0.030	169,267
94	L. MAHIAS	FRA	GMT94 Yamaha	Yamaha YZF-R9	16:49'28.444	1'36.490	-0.110	169,460

17/04/2026 Start 16:00 End 16:55

The results are provisional until the end of the time limit for protests and appeals and the completion of the technical checks.

Clerk Of The Course: **Roland Brontsema**
Publication Time: **17:05**

These data/results cannot be reproduced, stored and/or transmitted in whole or in part by any manner of electronic, mechanical, photocopying, recording, broadcasting or otherwise now known or herein after developed without the previous express consent by the copyright owner, except for reproduction in daily press and regular printed publications on sale to the public within 60 days of the event related to those data/results and always provided that copyright symbol appears together as follows below.

© DORNA WSBK ORGANIZATION Srl 2026

Pirelli Dutch Round, 17-19 April 2026
Best Sectors & Speed Tissot Superpole

BEST LAP				
1	94	L. MAHIAS	Yamaha YZF-R9	1'36.490
2	53	V. DEBISE	ZXMOTO 820RR	1'36.561
3	75	A. ARENAS	Yamaha YZF-R9	1'36.572
4	69	T. BOOTH-AMOS	Triumph Street Triple 765 RS	1'36.600
5	61	C. ONCU	Yamaha YZF-R9	1'36.628
6	16	A. ZACCONE	Ducati Panigale V2	1'36.646
7	40	M. CASADEI	Ducati Panigale V2	1'36.658
8	65	P. DETTL	Ducati Panigale V2	1'36.667
9	5	J. MASIA	Ducati Panigale V2	1'36.872
10	43	S. JESPERSEN	Ducati Panigale V2	1'36.979
11	77	D. AEGERTER	Kawasaki ZX-6R 636	1'37.045
12	11	M. FERRARI	Ducati Panigale V2	1'37.134
13	24	M. RAMIREZ	QJMOTOR SRK 800 RS	1'37.225
14	52	J. ALCOBA	Kawasaki ZX-6R 636	1'37.363
15	37	R. GARCIA	Yamaha YZF-R9	1'37.391
16	7	F. FARIOLI	Yamaha YZF-R9	1'37.426
17	60	D. GEIGER	Yamaha YZF-R9	1'37.559
18	50	D. VOSTATEK	Triumph Street Triple 765 RS	1'37.613
19	32	D. BAYLISS	Triumph Street Triple 765 RS	1'37.649
20	64	F. CARICASULO	ZXMOTO 820RR	1'37.672
21	31	Y. OKAMOTO	Yamaha YZF-R9	1'37.681
22	57	A. MAHENDRA	Yamaha YZF-R9	1'37.682
23	3	R. DE ROSA	QJMOTOR SRK 800 RS	1'37.741
24	70	J. WHATLEY	Ducati Panigale V2	1'37.786
25	4	J. KENNEDY	Honda CBR600RR	1'37.891
26	19	A. KOFLER	Yamaha YZF-R9	1'38.124
27	54	R. ROSSI	Ducati Panigale V2	1'38.173
28	91	B. JIMENEZ	Ducati Panigale V2	1'38.192
29	10	L. TACCINI	Ducati Panigale V2	1'38.499
30	20	X. CARDELUS	Yamaha YZF-R9	1'38.541
31	25	D. KONIG	Triumph Street Triple 765 RS	1'38.877
32	22	A. CARRASCO	Honda CBR600RR	1'39.092
33	73	J. CRETARO	MV Agusta F3 800 RR	1'39.252
34	88	A. GIOMBINI	MV Agusta F3 800 RR	1'39.668

SPEED				
1	11	M. FERRARI	Ducati Panigale V2	264,1
2	60	D. GEIGER	Yamaha YZF-R9	263,4
3	32	D. BAYLISS	Triumph Street Triple 765 RS	261,5
4	69	T. BOOTH-AMOS	Triumph Street Triple 765 RS	261,5
5	65	P. DETTL	Ducati Panigale V2	259,6
6	24	M. RAMIREZ	QJMOTOR SRK 800 RS	259,6
7	77	D. AEGERTER	Kawasaki ZX-6R 636	259,0
8	16	A. ZACCONE	Ducati Panigale V2	258,4
9	43	S. JESPERSEN	Ducati Panigale V2	257,8
10	50	D. VOSTATEK	Triumph Street Triple 765 RS	257,1
11	40	M. CASADEI	Ducati Panigale V2	257,1
12	5	J. MASIA	Ducati Panigale V2	257,1
13	61	C. ONCU	Yamaha YZF-R9	256,5
14	57	A. MAHENDRA	Yamaha YZF-R9	255,9
15	10	L. TACCINI	Ducati Panigale V2	255,9
16	75	A. ARENAS	Yamaha YZF-R9	255,3
17	25	D. KONIG	Triumph Street Triple 765 RS	255,3
18	54	R. ROSSI	Ducati Panigale V2	254,7
19	94	L. MAHIAS	Yamaha YZF-R9	254,1
20	91	B. JIMENEZ	Ducati Panigale V2	254,1
21	19	A. KOFLER	Yamaha YZF-R9	254,1
22	31	Y. OKAMOTO	Yamaha YZF-R9	254,1
23	88	A. GIOMBINI	MV Agusta F3 800 RR	254,1
24	3	R. DE ROSA	QJMOTOR SRK 800 RS	254,1
25	70	J. WHATLEY	Ducati Panigale V2	254,1
26	53	V. DEBISE	ZXMOTO 820RR	253,5
27	52	J. ALCOBA	Kawasaki ZX-6R 636	253,5
28	20	X. CARDELUS	Yamaha YZF-R9	252,9
29	64	F. CARICASULO	ZXMOTO 820RR	252,9
30	4	J. KENNEDY	Honda CBR600RR	252,9
31	37	R. GARCIA	Yamaha YZF-R9	252,9
32	7	F. FARIOLI	Yamaha YZF-R9	252,9
33	22	A. CARRASCO	Honda CBR600RR	252,3
34	73	J. CRETARO	MV Agusta F3 800 RR	250,0

17/04/2026

These data/results cannot be reproduced, stored and/or transmitted in whole or in part by any manner of electronic, mechanical, photocopying, recording, broadcasting or otherwise now known or herein after developed without the previous express consent by the copyright owner, except for reproduction in daily press and regular printed publications on sale to the public within 60 days of the event related to those data/results and always provided that copyright symbol appears together as follows below.

© DORNA WSBK ORGANIZATION Srl 2026

Pirelli Dutch Round, 17-19 April 2026
Best Sectors & Speed Tissot Superpole

SEG. 1			SEG. 2			SEG. 3			SEG. 4		
1	65 P. OETTL	31.499	1	16 A. ZACCONE	15.412	1	94 L. MAHIAS	26.940	1	61 C. ONCU	22.130
2	69 T. BOOTH-AMOS	31.525	2	69 T. BOOTH-AMOS	15.450	2	75 A. ARENAS	26.949	2	53 V. DEBISE	22.188
3	53 V. DEBISE	31.582	3	11 M. FERRARI	15.475	3	61 C. ONCU	27.002	3	69 T. BOOTH-AMOS	22.244
4	94 L. MAHIAS	31.585	4	65 P. OETTL	15.486	4	40 M. CASADEI	27.085	4	94 L. MAHIAS	22.266
5	43 S. JESPERSEN	31.625	5	40 M. CASADEI	15.515	5	16 A. ZACCONE	27.111	5	65 P. OETTL	22.267
6	75 A. ARENAS	31.638	6	5 J. MASIA	15.519	6	11 M. FERRARI	27.124	6	5 J. MASIA	22.269
7	5 J. MASIA	31.649	7	77 D. AEGERTER	15.562	7	69 T. BOOTH-AMOS	27.141	7	75 A. ARENAS	22.325
8	40 M. CASADEI	31.652	8	50 D. VOSTATEK	15.570	8	53 V. DEBISE	27.143	8	16 A. ZACCONE	22.343
9	61 C. ONCU	31.664	9	43 S. JESPERSEN	15.574	9	20 X. CARDELLUS	27.194	9	43 S. JESPERSEN	22.364
10	16 A. ZACCONE	31.669	10	94 L. MAHIAS	15.579	10	19 A. KOFLER	27.196	10	7 F. FARIOLI	22.387
11	32 D. BAYLISS	31.739	11	75 A. ARENAS	15.597	11	65 P. OETTL	27.217	11	40 M. CASADEI	22.406
12	52 J. ALCOBA	31.759	12	24 M. RAMIREZ	15.597	12	57 A. MAHENDRA	27.232	12	11 M. FERRARI	22.411
13	77 D. AEGERTER	31.790	13	53 V. DEBISE	15.613	13	77 D. AEGERTER	27.234	13	32 D. BAYLISS	22.437
14	64 F. CARICASULO	31.837	14	52 J. ALCOBA	15.627	14	3 R. DE ROSA	27.248	14	24 M. RAMIREZ	22.443
15	50 D. VOSTATEK	31.842	15	61 C. ONCU	15.628	15	37 R. GARCIA	27.262	15	37 R. GARCIA	22.452
16	7 F. FARIOLI	31.843	16	7 F. FARIOLI	15.636	16	5 J. MASIA	27.262	16	77 D. AEGERTER	22.459
17	11 M. FERRARI	31.866	17	70 J. WHATLEY	15.679	17	24 M. RAMIREZ	27.267	17	31 Y. OKAMOTO	22.470
18	3 R. DE ROSA	31.897	18	37 R. GARCIA	15.684	18	60 D. GEIGER	27.268	18	64 F. CARICASULO	22.513
19	60 D. GEIGER	31.901	19	31 Y. OKAMOTO	15.686	19	43 S. JESPERSEN	27.271	19	52 J. ALCOBA	22.537
20	37 R. GARCIA	31.913	20	32 D. BAYLISS	15.707	20	52 J. ALCOBA	27.271	20	50 D. VOSTATEK	22.553
21	24 M. RAMIREZ	31.918	21	3 R. DE ROSA	15.717	21	32 D. BAYLISS	27.278	21	60 D. GEIGER	22.562
22	91 B. JIMENEZ	31.922	22	20 X. CARDELLUS	15.732	22	31 Y. OKAMOTO	27.279	22	19 A. KOFLER	22.571
23	31 Y. OKAMOTO	31.963	23	57 A. MAHENDRA	15.746	23	70 J. WHATLEY	27.307	23	57 A. MAHENDRA	22.584
24	4 J. KENNEDY	31.963	24	4 J. KENNEDY	15.767	24	7 F. FARIOLI	27.313	24	70 J. WHATLEY	22.595
25	57 A. MAHENDRA	31.965	25	10 L. TACCINI	15.781	25	64 F. CARICASULO	27.324	25	10 L. TACCINI	22.620
26	70 J. WHATLEY	32.026	26	60 D. GEIGER	15.796	26	4 J. KENNEDY	27.329	26	91 B. JIMENEZ	22.624
27	25 D. KONIG	32.031	27	64 F. CARICASULO	15.796	27	54 R. ROSSI	27.359	27	3 R. DE ROSA	22.674
28	10 L. TACCINI	32.095	28	25 D. KONIG	15.809	28	50 D. VOSTATEK	27.407	28	4 J. KENNEDY	22.677
29	19 A. KOFLER	32.126	29	88 A. GIOMBINI	15.812	29	91 B. JIMENEZ	27.428	29	54 R. ROSSI	22.842
30	54 R. ROSSI	32.154	30	54 R. ROSSI	15.818	30	10 L. TACCINI	27.609	30	73 J. CRETARO	22.936
31	20 X. CARDELLUS	32.185	31	19 A. KOFLER	15.840	31	25 D. KONIG	27.617	31	25 D. KONIG	22.953
32	88 A. GIOMBINI	32.330	32	91 B. JIMENEZ	15.900	32	22 A. CARRASCO	27.631	32	22 A. CARRASCO	22.966
33	22 A. CARRASCO	32.403	33	22 A. CARRASCO	15.958	33	73 J. CRETARO	27.702	33	20 X. CARDELLUS	23.160
34	73 J. CRETARO	32.425	34	73 J. CRETARO	15.978	34	88 A. GIOMBINI	27.834	34	88 A. GIOMBINI	23.181

17/04/2026

These data/results cannot be reproduced, stored and/or transmitted in whole or in part by any manner of electronic, mechanical, photocopying, recording, broadcasting or otherwise now known or herein after developed without the previous express consent by the copyright owner, except for reproduction in daily press and regular printed publications on sale to the public within 60 days of the event related to those data/results and always provided that copyright symbol appears together as follows below.

© DORNA WSBK ORGANIZATION Srl 2026

Pirelli Dutch Round, 17-19 April 2026

Ideal Times Tissot Superpole

No.	Rider	Nat	Bike	Seg. 1	Seg. 2	Seg. 3	Seg. 4	Ideal Time		
				Diff. 1	Diff. 2	Diff. 3	Diff. 4	Best Lap	Pos.	Diff.
1	69 T. BOOTH-AMOS	GBR	Triumph Street Triple 765 RS	31.525	15.450 +0.240	27.141	22.244	1'36.360 1'36.600	4	0.240
2	94 L. MAHIAS	FRA	Yamaha YZF-R9	31.585	15.579 +0.120	26.940	22.266	1'36.370 1'36.490	1	0.120
3	61 C. ONCU	TUR	Yamaha YZF-R9	31.664 +0.010	15.628 +0.070	27.002 +0.067	22.130 +0.057	1'36.424 1'36.628	5	0.204
4	65 P. OETTL	GER	Ducati Panigale V2	31.499 +0.047	15.486 +0.001	27.217 +0.063	22.267 +0.087	1'36.469 1'36.667	8	0.198
5	75 A. ARENAS	ESP	Yamaha YZF-R9	31.638	15.597 +0.063	26.949	22.325	1'36.509 1'36.572	3	0.063
6	53 V. DEBISE	FRA	ZXMOTO 820RR	31.582	15.613	27.143 +0.035	22.188	1'36.526 1'36.561	2	0.035
7	16 A. ZACCONE	ITA	Ducati Panigale V2	31.669	15.412	27.111	22.343 +0.111	1'36.535 1'36.646	6	0.111
8	40 M. CASADEI	ITA	Ducati Panigale V2	31.652	15.515	27.085	22.406	1'36.658 1'36.658	7	
9	5 J. MASIA	ESP	Ducati Panigale V2	31.649	15.519 +0.100	27.262 +0.073	22.269	1'36.699 1'36.872	9	0.173
10	43 S. JESPERSEN	DEN	Ducati Panigale V2	31.625	15.574	27.271 +0.098	22.364 +0.047	1'36.834 1'36.979	10	0.145
11	11 M. FERRARI	ITA	Ducati Panigale V2	31.866	15.475 +0.194	27.124	22.411 +0.064	1'36.876 1'37.134	12	0.258
12	77 D. AEGERTER	SUI	Kawasaki ZX-6R 636	31.790	15.562	27.234	22.459	1'37.045 1'37.045	11	
13	32 D. BAYLISS	AUS	Triumph Street Triple 765 RS	31.739 +0.272	15.707 +0.027	27.278 +0.134	22.437 +0.055	1'37.161 1'37.649	19	0.488
14	7 F. FARIOLI	ITA	Yamaha YZF-R9	31.843	15.636 +0.159	27.313	22.387 +0.088	1'37.179 1'37.426	16	0.247
15	52 J. ALCOBA	ESP	Kawasaki ZX-6R 636	31.759 +0.027	15.627 +0.081	27.271 +0.061	22.537	1'37.194 1'37.363	14	0.169
16	24 M. RAMIREZ	ESP	QJMOTOR SRK 800 RS	31.918	15.597	27.267	22.443	1'37.225 1'37.225	13	
17	37 R. GARCIA	ESP	Yamaha YZF-R9	31.913 +0.076	15.684 +0.004	27.262	22.452	1'37.311 1'37.391	15	0.080
18	50 D. VOSTATEK	CZE	Triumph Street Triple 765 RS	31.842	15.570 +0.228	27.407	22.553 +0.013	1'37.372 1'37.613	18	0.241
19	31 Y. OKAMOTO	JPN	Yamaha YZF-R9	31.963 +0.150	15.686 +0.049	27.279	22.470 +0.084	1'37.398 1'37.681	21	0.283
20	64 F. CARICASULO	ITA	ZXMOTO 820RR	31.837	15.796 +0.087	27.324 +0.115	22.513	1'37.470 1'37.672	20	0.202
21	60 D. GEIGER	GER	Yamaha YZF-R9	31.901	15.796 +0.027	27.268	22.562 +0.005	1'37.527 1'37.559	17	0.032
22	57 A. MAHENDRA	INA	Yamaha YZF-R9	31.965	15.746 +0.088	27.232 +0.024	22.584 +0.043	1'37.527 1'37.682	22	0.155
23	3 R. DE ROSA	ITA	QJMOTOR SRK 800 RS	31.897 +0.019	15.717 +0.092	27.248	22.674 +0.094	1'37.536 1'37.741	23	0.205
24	70 J. WHATLEY	GBR	Ducati Panigale V2	32.026 +0.159	15.679 +0.020	27.307	22.595	1'37.607 1'37.786	24	0.179
25	19 A. KOFLER	AUT	Yamaha YZF-R9	32.126 +0.191	15.840 +0.200	27.196	22.571	1'37.733 1'38.124	26	0.391
26	4 J. KENNEDY	IRL	Honda CBR600RR	31.963 +0.054	15.767 +0.068	27.329	22.677 +0.033	1'37.736 1'37.891	25	0.155
27	91 B. JIMENEZ	ESP	Ducati Panigale V2	31.922	15.900	27.428	22.624 +0.318	1'37.874 1'38.192	28	0.318
28	10 L. TACCINI	ITA	Ducati Panigale V2	32.095 +0.280	15.781 +0.036	27.609 +0.024	22.620 +0.054	1'38.105 1'38.499	29	0.394
29	54 R. ROSSI	ITA	Ducati Panigale V2	32.154	15.818	27.359	22.842	1'38.173 1'38.173	27	
30	20 X. CARDELLUS	AND	Yamaha YZF-R9	32.185	15.732	27.194 +0.270	23.160	1'38.271 1'38.541	30	0.270
31	25 D. KONIG	CZE	Triumph Street Triple 765 RS	32.031 +0.199	15.809 +0.146	27.617 +0.122	22.953	1'38.410 1'38.877	31	0.467
32	22 A. CARRASCO	ESP	Honda CBR600RR	32.403 +0.021	15.958 +0.068	27.631	22.966 +0.045	1'38.958 1'39.092	32	0.134
33	73 J. CRETARO	ITA	MV Agusta F3 800 RR	32.425 +0.211	15.978	27.702	22.936	1'39.041 1'39.252	33	0.211
34	88 A. GIOMBINI	ITA	MV Agusta F3 800 RR	32.330 +0.479	15.812 +0.032	27.834	23.181	1'39.157 1'39.668	34	0.511
Overall Ideal Time				31.499	15.412	26.940	22.130	1'35.981		

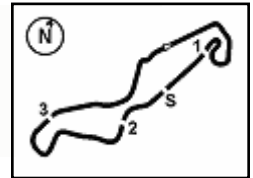
17/04/2026

These data/results cannot be reproduced, stored and/or transmitted in whole or in part by any manner of electronic, mechanical, photocopying, recording, broadcasting or otherwise known or herein after developed without the previous express consent by the copyright owner, except for reproduction in daily press and regular printed publications on sale to the public within 60 days of the event related to those data/results and always provided that copyright symbol appears together as follows below.

© DORNA WSBK ORGANIZATION Srl 2026

FICR PERUGIA TIMING





TT Circuit Assen 4.542 m

Pirelli Dutch Round, 17-19 April 2026
Chronological Analysis Tissot Superpole

1 / 6

1° 94 L. MAHIAS [1'36.490]							
Lap	Seg1	Seg2	Seg3	Seg4	Lap Time	km/h	Local Time
1	31.772	16.018	27.705	22.897	1'37.076	248,3	16:02'52.135
2	31.682	15.604	28.679	34.586	1'50.551CP	251,2	16:06'19.762
3	13'15.983	17.639	28.239	26.814	14'28.675P	213,0	16:20'48.437
4	32.019	15.825	27.236	22.585	1'37.665	248,8	16:22'26.102
5	31.929	15.869	27.258	22.707	1'37.763	251,2	16:24'03.865
6	31.957	15.821	27.185	22.708	1'37.671	247,7	16:25'41.536
7	35.055	16.284	27.921	32.990	1'52.250P	242,7	16:27'33.786
8	6'41.445	17.019	37.178	23.928	7'59.570P	234,8	16:35'33.356
9	31.757	15.579	27.276	22.761	1'37.373	249,4	16:37'10.729
10	31.811	15.746	27.009	22.582	1'37.148	247,1	16:38'47.877
11	35.023	16.076	28.187	32.632	1'51.918P	242,7	16:40'39.795
12	6'03.778	16.292	27.781	24.308	7'12.159CP	247,1	16:47'51.954
13	31.585	15.699	26.940	22.266	1'36.490	250,6	16:49'28.444
14	31.596	15.644	27.184	22.482	1'36.906	254,1	16:51'05.350
15	31.639	15.649	27.097	22.576	1'36.961	252,9	16:52'42.311

2° 53 V. DEBISE [1'36.561]							
Lap	Seg1	Seg2	Seg3	Seg4	Lap Time	km/h	Local Time
1	32.130	15.713	27.492	22.636	1'37.971	251,7	16:04'12.326
2	32.082	15.685	27.615	35.035	1'50.417CP	251,7	16:06'02.743
3	13'11.796	16.340	27.916	22.717	14'18.769P	253,5	16:20'21.512
4	32.116	15.849	27.581	22.526	1'38.072	248,8	16:21'59.584
5	32.276	15.930	28.691	22.490	1'39.387	247,7	16:23'38.971
6	32.233	15.763	27.533	22.650	1'38.179	250,6	16:25'17.150
7	32.054	15.864	30.356	23.028	1'41.302	248,3	16:26'58.452
8	31.987	15.844	27.581	32.178	1'47.590P	249,4	16:28'46.042
9	9'16.522	16.254	27.803	22.685	10'23.264P	248,8	16:39'09.306
10	31.652	15.660	27.143	22.332	1'36.787	250,0	16:40'46.093
11	31.659	15.647	27.162	33.064	1'47.532P	252,3	16:42'33.625
12	3'55.637	24.106	28.580	23.267	5'11.590CP	246,0	16:47'45.215
13	33.324	15.946	27.483	22.542	1'39.295	250,0	16:49'24.510
14	31.582	15.613	27.178	22.188	1'36.561	252,9	16:51'01.071
15	33.867	15.786	27.187	22.386	1'39.226	252,9	16:52'40.297

3° 75 A. ARENAS [1'36.572]							
Lap	Seg1	Seg2	Seg3	Seg4	Lap Time	km/h	Local Time
1	32.013	16.075	27.639	23.161	1'37.652	252,3	16:04'05.270
2	32.125	15.673	27.543	33.114	1'48.455CP	255,3	16:05'53.725
3	13'21.655	16.151	28.319	23.057	14'29.182P	252,3	16:20'22.907
4	32.109	15.717	27.310	22.718	1'37.854	250,6	16:22'00.761
5	31.778	15.597	27.172	22.654	1'37.201	252,3	16:23'37.962
6	33.427	15.711	27.520	22.778	1'39.436	251,7	16:25'17.398
7	31.962	15.797	28.257	34.364	1'50.380P	254,1	16:27'07.778
8	7'23.489	16.368	32.945	22.932	8'35.734P	243,2	16:35'43.512
9	31.881	15.684	26.984	22.373	1'36.922	255,3	16:37'20.434
10	31.678	15.685	27.083	22.370	1'36.816	251,7	16:38'57.250
11	35.813	15.741	27.394	22.428	1'41.376	252,9	16:40'38.626
12	31.984	16.118	28.931	35.824	1'52.857P	243,2	16:42'31.483
13	3'57.999	17.069	28.912	23.819	5'07.799CP	247,7	16:47'39.282
14	31.714	15.761	27.005	22.406	1'36.886	250,0	16:49'16.168
15	31.638	15.660	26.949	22.325	1'36.572	252,3	16:50'52.740
16	47.608	16.236	28.011	23.410	1'55.265	248,8	16:52'48.005

4° 69 T. BOOTH-AMOS [1'36.600]							
Lap	Seg1	Seg2	Seg3	Seg4	Lap Time	km/h	Local Time
1	32.090	15.450	27.577	22.483	1'37.600	259,6	16:04'13.286
2	31.968	15.678	27.544	35.644	1'50.834CP	260,2	16:06'04.120
		16.200	28.185	22.795		257,1	16:02'35.686

3	13'13.660	15.974	28.515	23.336	14'21.485P	257,8	16:20'25.605
4	32.078	15.456	27.734	22.520	1'37.788	261,5	16:22'03.393
5	37.010	19.349	27.951	22.462	1'46.772C	161,9	16:23'50.165
6	32.084	15.625	27.623	22.420	1'37.752	257,8	16:25'27.917
7	31.923	15.705	27.451	22.445	1'37.524	259,0	16:27'05.441
8	34.535	16.744	28.723	32.628	1'52.630P	250,0	16:28'58.071
9	5'32.598	16.417	32.631	22.835	6'44.481P	254,1	16:35'42.552
10	31.903	15.596	27.190	22.266	1'36.955	257,1	16:37'19.507
11	31.525	15.690	27.141	22.244	1'36.600	259,6	16:38'56.107
12	40.918	15.719	27.815	32.655	1'57.107P	257,8	16:40'53.214
13	8'29.967	16.025	28.539	22.905	9'37.436P	254,7	16:50'30.650
14	31.726	15.607	27.267	22.476	1'37.076	256,5	16:52'07.726
15	33.480	16.779	29.423	22.717	1'42.399C	244,3	16:53'50.125

5° 61 C. ONCU [1'36.628]							
Lap	Seg1	Seg2	Seg3	Seg4	Lap Time	km/h	Local Time
1	32.008	16.086	27.837	22.372	1'38.058	256,5	16:04'13.119
2	31.925	15.628	27.363	35.015	1'49.931CP	251,7	16:06'03.050
3	14'06.824	16.309	28.471	23.790	15'15.394P	246,6	16:21'18.444
4	31.696	15.729	27.078	22.229	1'36.732	248,3	16:22'55.176
5	31.664	15.749	27.090	22.383	1'36.886	249,4	16:24'32.062
6	31.945	15.824	27.279	22.435	1'37.483	247,1	16:26'09.545
7	34.971	16.130	28.338	32.456	1'51.895P	248,3	16:28'01.440
8	6'36.105	16.003	31.669	22.501	7'46.278P	247,1	16:35'47.718
9	31.807	15.691	27.002	22.130	1'36.630	248,3	16:37'24.348
10	31.674	15.698	27.069	22.187	1'36.628	250,0	16:39'00.976
11	31.853	15.811	27.367	22.368	1'37.399	246,6	16:40'38.375
12	37.825	16.615	27.770	32.127	1'45.337	237,4	16:42'23.712
13	32.255	16.028	27.678	32.773	1'48.734CP	246,0	16:44'12.446
14	3'04.562	16.059	27.659	22.783	4'11.063CP	247,1	16:48'23.509
15	31.925	15.752	27.260	22.374	1'37.311	248,8	16:50'00.820
16	31.774	15.780	27.261	22.381	1'37.196	248,3	16:51'38.016
17	32.084	15.844	27.477	22.703	1'38.108C	248,3	16:53'16.124

6° 16 A. ZACCONE [1'36.646]							
Lap	Seg1	Seg2	Seg3	Seg4	Lap Time	km/h	Local Time
1	32.337	19.740	28.743	23.010	1'38.571	252,3	16:04'05.034
2	32.120	15.587	27.644	23.003	1'38.571	254,7	16:05'54.262
3	13'31.689	15.875	27.877	22.974	14'38.415P	252,9	16:20'32.677
4	32.150	15.510	27.631	22.595	1'37.886	254,7	16:22'10.563
5	31.954	15.481	27.402	22.427	1'37.264	255,3	16:23'47.827
6	32.399	15.965	28.376	35.574	1'52.314P	252,3	16:25'40.141
7	9'33.992	15.826	28.001	22.890	10'40.709P	251,7	16:36'20.850
8	31.990	15.547	27.177	22.343	1'37.057	252,9	16:37'57.907
9	32.068	15.979	27.420	22.558	1'38.025	247,7	16:39'35.932
10	36.679	16.396	27.520	33.811	1'54.406P	239,5	16:41'30.338
11	4'43.383	15.717	27.490	22.573	5'49.163P	251,7	16:47'19.501
12	42.231	15.573	28.482	24.896	1'51.182	255,9	16:49'10.683
13	31.700	15.656	30.789	26.487	1'44.632	258,4	16:50'55.315
14	31.669	15.412	27.111	22.454	1'36.646	256,5	16:52'31.961

7° 40 M. CASADEI [1'36.658]							
Lap	Seg1	Seg2	Seg3	Seg4	Lap Time	km/h	Local Time
1	32.207	15.869	27.767	22.775	1'38.932	253,5	16:03'49.552
2	32.175	15.946	27.364	23.507	1'38.992C	248,3	16:05'28.544
3	35.192	15.941	27.507	32.194	1'50.834CP	248,8	16:07'19.378
4	11'56.597	16.011	28.071	23.493	13'04.172P	255,9	16:20'23.550
5	32.124	15.609	27.298	22.528	1'37.559	254,1	16:22'01.109
6	32.034	15.565	27.298	22.598	1'37.495	255,9	16:23'38.604
7	33.030	15.704	27.477	23.029	1'39.240	252,3	16:25'17.844

17/04/2026 P = Pits In/Out - C = Lap Time Cancelled

These data/results cannot be reproduced, stored and/or transmitted in whole or in part by any manner of electronic, mechanical, photocopying, recording, broadcasting or otherwise now known or herein after developed without the previous express consent by the copyright owner, except for reproduction in daily press and regular printed publications on sale to the public within 60 days of the event related to those data/results and always provided that copyright symbol appears together as follows below.

© DORNA WSBK ORGANIZATION Srl 2026

Pirelli Dutch Round, 17-19 April 2026
Chronological Analysis Tissot Superpole

2 / 6

8	31.932	15.691	28.167	33.949	1'49.739P	255,3	16:27'07.583	12	4'46.324	15.816	27.480	23.595	5'53.215P	252,3	16:47'22.181
9	6'24.355	16.137	27.560	23.647	7'31.699CP	245,5	16:34'39.282	13	36.754	16.048	32.942	25.630	1'51.374	251,7	16:49'13.555
10	34.344	16.048	27.889	22.945	1'41.226	247,7	16:36'20.508	14	31.903	15.580	27.893	23.208	1'38.584	254,1	16:50'52.139
11	41.918	26.304	36.243	44.830	2'29.295P	133,8	16:38'49.803	15	31.625	15.574	27.369	22.411	1'36.979	255,3	16:52'29.118
12	7'41.432	16.832	32.258	25.792	8'56.314CP	255,9	16:47'46.117	16	31.807	15.635	27.440	22.649	1'37.531C	253,5	16:54'06.649
13	32.848	15.801	27.407	22.621	1'38.677	250,6	16:49'24.794								
14	31.652	15.515	27.085	22.406	1'36.658	257,1	16:51'01.452								
15	32.834	15.721	27.333	22.586	1'38.474	251,7	16:52'39.926								

8° 65 P. DETTL [1'36.667]							
Lap	Seg1	Seg2	Seg3	Seg4	Lap Time	km/h	Local Time
		15.800	28.115	23.441		259,6	16:02'28.989
1	32.142	15.514	27.431	22.267	1'37.354	254,1	16:04'06.343
2	31.860	15.486	27.369	34.209	1'48.924CP	259,0	16:05'55.267
3	13'20.375	15.991	28.074	23.509	14'27.949P	258,4	16:20'23.216
4	32.002	15.650	27.440	22.620	1'37.712	255,3	16:22'00.928
5	31.947	15.552	27.381	22.657	1'37.537	257,8	16:23'48.465
6	37.956	15.776	34.523	34.374	2'02.629P	255,3	16:25'41.094
7	3'47.435	15.704	27.469	22.586	4'53.194P	250,6	16:30'34.288
8	31.771	15.640	27.300	22.421	1'37.132	252,9	16:32'11.420
9	31.798	15.535	27.287	22.401	1'37.021	253,5	16:33'48.441
10	32.212	15.757	31.838	22.577	1'42.384	255,3	16:35'30.825
11	34.566	15.696	27.512	22.638	1'40.412	254,1	16:37'11.237
12	32.029	15.589	27.330	22.363	1'37.311	256,5	16:38'48.548
13	36.363	15.731	27.868	33.566	1'53.528P	252,9	16:40'42.076
14	5'31.269	15.613	27.217	22.384	6'36.483P	250,0	16:47'18.559
15	42.855	15.556	29.032	24.411	1'51.854	255,9	16:49'10.413
16	31.499	15.655	34.039	23.055	1'44.248	255,9	16:50'54.661
17	31.546	15.487	27.280	22.354	1'36.667	255,3	16:52'31.328

11° 77 D. AEGERTER [1'37.045]							
Lap	Seg1	Seg2	Seg3	Seg4	Lap Time	km/h	Local Time
			16.353	28.771	23.519	251,2	16:02'00.059
1	32.221	15.686	27.804	22.708	1'38.419	255,9	16:03'38.478
2	32.287	15.890	27.888	22.627	1'38.692	259,0	16:05'17.170
3	34.063	16.513	28.399	33.629	1'52.604CP	246,6	16:07'09.774
4	11'36.424	16.749	28.616	23.396	12'45.185P	245,5	16:19'54.959
5	32.211	15.696	27.662	22.656	1'38.225	252,9	16:21'33.184
6	32.269	15.835	28.839	23.475	1'40.418	251,7	16:23'13.602
7	32.061	15.660	27.539	22.641	1'37.901	254,7	16:24'51.503
8	32.153	15.935	33.640	23.103	1'44.831	250,6	16:26'32.334
9	32.062	15.706	27.552	22.636	1'37.956	255,3	16:28'14.290
10	32.491	15.825	27.881	23.435	1'39.632	249,4	16:29'53.922
11	32.422	15.907	27.735	22.920	1'38.984	251,2	16:31'32.906
12	32.237	15.777	27.727	34.039	1'49.780P	252,9	16:33'22.686
13	9'26.196	18.066	34.129	23.239	10'41.630CP	222,7	16:44'04.316
14	34.169	18.187	29.223	22.882	1'44.461	209,7	16:45'48.777
15	31.790	15.562	27.234	22.459	1'37.045	256,5	16:47'25.822
16	31.856	15.679	27.804	22.883	1'38.222	255,9	16:49'04.044
17	31.837	15.655	33.756	23.831	1'45.079	254,1	16:50'49.123
18	31.871	15.635	27.414	22.565	1'37.485	254,7	16:52'26.608
19	32.046	15.651	27.435	22.567	1'37.699C	253,5	16:54'04.307

9° 5 J. MASIA [1'36.872]							
Lap	Seg1	Seg2	Seg3	Seg4	Lap Time	km/h	Local Time
		15.938	27.867	22.479		251,7	16:02'48.626
1	32.168	15.690	27.453	22.391	1'37.702	254,1	16:04'26.328
2	31.956	15.547	28.074	33.253	1'48.830CP	254,7	16:06'15.158
3	13'10.405	15.901	27.969	22.652	14'16.927P	250,6	16:20'32.085
4	31.943	15.623	27.422	22.802	1'37.790	252,3	16:22'09.875
5	31.924	15.577	27.412	22.412	1'37.325	257,1	16:23'47.200
6	31.944	15.570	27.455	22.392	1'37.361	255,3	16:25'24.561
7	31.850	15.519	27.428	33.286	1'48.083P	254,7	16:27'12.644
8	8'00.508	16.052	27.940	22.652	9'07.152P	247,7	16:36'19.796
9	32.157	15.745	27.479	22.437	1'37.818	252,3	16:37'57.614
10	32.132	15.832	27.460	22.472	1'37.896	246,6	16:39'35.510
11	35.905	15.835	27.744	32.918	1'52.402P	250,6	16:41'27.912
12	5'26.996	15.895	27.532	23.024	6'33.447CP	251,2	16:48'01.359
13	31.649	15.619	27.335	22.269	1'36.872	252,9	16:49'38.231
14	31.713	15.559	27.262	22.370	1'36.904	253,5	16:51'15.135
15	36.526	15.891	27.548	22.636	1'42.601C	251,7	16:52'57.736

12° 11 M. FERRARI [1'37.134]							
Lap	Seg1	Seg2	Seg3	Seg4	Lap Time	km/h	Local Time
			15.938	27.799	22.667	253,5	16:02'08.116
1	32.158	15.534	27.445	22.591	1'37.728	254,7	16:03'45.844
2	32.036	15.522	27.308	22.551	1'37.417C	254,1	16:05'23.261
3	37.779	16.820	27.648	33.029	1'55.276CP	246,0	16:07'18.537
4	11'35.216	16.974	27.990	23.053	12'43.233P	224,1	16:20'01.770
5	33.484	15.837	28.466	23.397	1'41.184	252,9	16:21'42.954
6	31.993	15.546	27.279	22.411	1'37.229	254,1	16:23'20.183
7	35.151	15.703	27.308	22.517	1'40.679	252,9	16:25'00.862
8	32.002	15.725	28.071	22.545	1'38.343	251,7	16:26'39.205
9	32.212	15.743	27.462	22.564	1'37.981	251,7	16:28'17.186
10	32.189	15.661	27.531	22.604	1'37.985	252,3	16:29'55.171
11	32.931	15.684	27.534	32.815	1'48.964P	254,1	16:31'44.135
12	8'03.984	15.900	27.489	22.665	9'10.038P	251,2	16:40'54.173
13	31.866	15.669	27.124	22.475	1'37.134	250,0	16:42'31.307
14	32.928	15.918	27.379	22.531	1'38.756C	248,3	16:44'10.063
15	31.951	15.594	27.407	22.525	1'37.477	252,3	16:45'47.540
16	31.976	15.656	29.046	23.015	1'39.693	255,3	16:47'27.233
17	36.555	15.677	27.580	24.062	1'43.874	257,1	16:49'11.107
18	32.076	15.579	31.824	26.042	1'45.521	264,1	16:50'56.628
19	31.939	15.475	27.314	22.979	1'37.707	261,5	16:52'34.335

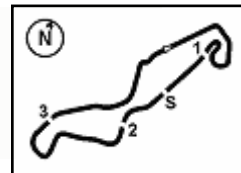
10° 43 S. JESPERSEN [1'36.979]							
Lap	Seg1	Seg2	Seg3	Seg4	Lap Time	km/h	Local Time
		16.800	33.077	26.251		252,3	16:02'01.287
1	32.150	15.822	27.644	22.563	1'38.179	254,7	16:03'39.466
2	32.072	15.757	27.488	22.804	1'38.121	255,9	16:05'17.587
3	34.236	16.925	28.134	32.040	1'51.335CP	241,6	16:07'08.922
4	13'09.314	16.045	31.372	23.902	14'20.633P	247,7	16:21'29.555
5	32.116	15.675	27.670	22.606	1'38.067	248,8	16:23'07.622
6	32.144	17.341	29.035	32.916	1'51.436P	230,8	16:24'59.058
7	8'37.651	15.811	27.602	22.675	9'43.739P	248,3	16:34'42.797
8	31.771	15.626	29.225	22.865	1'39.487	257,8	16:36'22.284
9	34.832	15.790	27.509	22.518	1'40.649	250,6	16:38'02.933
10	31.895	15.598	27.271	22.364	1'37.128	252,3	16:39'40.061
11	33.124	16.128	27.590	32.063	1'48.905P	246,0	16:41'28.966

13° 24 M. RAMIREZ [1'37.225]							
Lap	Seg1	Seg2	Seg3	Seg4	Lap Time	km/h	Local Time
		17.232	31.199	23.448		227,4	16:01'51.500
1	32.837	15.945	27.666	23.156	1'39.604	254,1	16:03'31.104
2	32.148	15.832	27.592	22.760	1'38.332	257,1	16:05'09.436
3	33.950	17.719	29.589	35.411	1'56.669CP	222,7	16:07'06.105
4	11'40.503	18.347	28.218	23.278	12'50.346P	206,9	16:19'56.451
5	32.745	15.730	27.629	22.769	1'38.873	258,4	16:21'35.324
6	32.141	15.667	27.512	23.034	1'38.354	257,1	16:23'13.678
7	32.177	15.666	27.439	22.696	1'37.978	259,6	16:24'51.656
8	32.242	15.835	27.592	22.796	1'38.465	255,3	16:26'30.121

17/04/2026 P = Pits In/Out - C = Lap Time Cancelled

These data/results cannot be reproduced, stored and/or transmitted in whole or in part by any manner of electronic, mechanical, photocopying, recording, broadcasting or otherwise now known or herein after developed without the previous express consent by the copyright owner, except for reproduction in daily press and regular printed publications on sale to the public within 60 days of the event related to those data/results and always provided that copyright symbol appears together as follows below.

© DORNA WSBK ORGANIZATION Srl 2026



TT Circuit Assen 4.542 m

Pirelli Dutch Round, 17-19 April 2026
Chronological Analysis Tissot Superpole

3 / 6

9	34.990	16.270	28.401	33.535	1'53.196P	250,0	16:28'23.317	10	32.036	15.695	27.317	22.523	1'37.571	248,8	16:37'58.696
10	4'31.656	16.133	28.018	22.854	5'38.661P	249,4	16:34'01.978	11	31.843	15.795	27.313	22.475	1'37.426	248,3	16:39'36.122
11	32.365	15.724	27.551	22.753	1'38.393	254,1	16:35'40.371	12	35.857	16.038	27.506	23.366	1'42.767	243,2	16:41'18.889
12	32.459	15.777	31.522	22.553	1'42.311	255,3	16:37'22.682	13	32.045	16.011	27.622	22.981	1'38.659	243,8	16:42'57.548
13	31.968	15.660	27.448	25.505	1'40.581	255,3	16:39'03.263	14	34.178	17.299	29.007	33.356	1'53.840CP	226,9	16:44'51.388
14	32.008	15.676	27.464	22.569	1'37.717	255,3	16:40'40.980	15	2'27.309	16.093	27.688	22.477	3'33.567CP	244,9	16:48'24.955
15	35.265	16.050	29.886	32.287	1'53.488P	250,6	16:42'34.468	16	31.993	15.888	27.692	22.743	1'38.316C	245,5	16:50'03.271
16	3'55.388	17.005	29.673	23.937	5'06.003CP	252,9	16:47'40.471	17	32.066	15.930	27.619	22.894	1'38.509	246,6	16:51'41.780
17	31.918	15.597	27.267	22.443	1'37.225	257,8	16:49'17.696	18	32.092	15.940	27.671	22.835	1'38.538C	246,6	16:53'20.318
18	35.556	15.782	27.618	22.735	1'41.691	255,9	16:50'59.387								
19	31.967	15.633	27.348	22.480	1'37.428	254,7	16:52'38.815								

14° 52 J. ALCOBA (1'37.363)							
Lap	Seg1	Seg2	Seg3	Seg4	Lap Time	km/h	Local Time
		16.057	27.824	22.953		252,3	16:02'25.948
1	32.256	15.858	27.727	22.900	1'38.741	250,6	16:04'04.689
2	32.188	15.853	27.411	32.271	1'47.723CP	250,6	16:05'52.412
3	13'11.874	16.000	27.786	22.853	14'18.513P	251,2	16:20'10.925
4	32.095	15.765	27.374	22.586	1'37.820	250,0	16:21'48.745
5	31.975	15.739	27.367	22.754	1'37.835	250,6	16:23'26.580
6	32.217	15.754	27.363	22.610	1'37.944	250,0	16:25'04.524
7	31.954	15.682	27.563	22.725	1'37.924	251,2	16:26'42.448
8	32.118	15.627	27.389	22.598	1'37.732	252,3	16:28'20.180
9	35.657	16.132	30.439	31.657	1'53.885P	248,3	16:30'14.065
10	12'23.367	16.563	27.596	22.885	13'30.411CP	237,4	16:43'44.676
11	31.854	15.769	27.271	22.721	1'37.615	248,3	16:45'22.091
12	31.786	15.708	27.332	22.537	1'37.363	248,8	16:46'59.454
13	31.951	15.782	27.405	22.679	1'37.817	250,0	16:48'37.271
14	31.839	15.648	27.327	22.665	1'37.479	250,6	16:50'14.750
15	31.759	15.655	27.328	22.676	1'37.418	253,5	16:51'52.168
16	49.497	16.492	29.561	23.047	1'58.597C	247,1	16:53'50.765

17° 60 D. GEIGER (1'37.559)							
Lap	Seg1	Seg2	Seg3	Seg4	Lap Time	km/h	Local Time
1	32.604	15.796	27.631	22.717	1'38.748	263,4	16:03'32.284
2	32.155	15.915	27.809	22.719	1'38.598	261,5	16:05'10.882
3	32.589	16.537	28.383	33.243	1'50.752CP	246,6	16:07'01.634
4	12'33.004	17.997	28.218	25.933	13'45.152P	213,4	16:20'46.786
5	32.426	16.085	27.734	22.851	1'39.096	252,9	16:22'25.882
6	31.999	16.130	27.462	22.562	1'38.153	255,3	16:24'04.035
7	32.063	15.861	27.357	22.623	1'37.904	254,1	16:25'41.939
8	32.444	16.196	27.752	32.399	1'48.791P	250,6	16:27'30.730
9	4'07.541	16.554	27.712	22.949	5'14.756P	248,8	16:32'45.486
10	31.988	15.969	29.451	23.369	1'40.777	254,7	16:34'26.263
11	31.901	15.823	27.268	22.567	1'37.559	255,3	16:36'03.822
12	32.441	15.923	27.523	32.149	1'48.036P	254,7	16:37'51.858
13	3'30.301	16.931	32.813	23.464	4'43.509P	249,4	16:42'35.367
14	32.359	15.953	28.078	22.710	1'39.100C	250,0	16:44'14.467
15	33.418	16.136	28.451	34.404	1'52.409P	252,3	16:46'06.876
16	5'02.903						

15° 37 R. GARCIA (1'37.391)							
Lap	Seg1	Seg2	Seg3	Seg4	Lap Time	km/h	Local Time
		16.121	27.687	22.673		251,2	16:02'12.024
1	32.054	15.743	27.317	22.605	1'37.719	250,6	16:03'49.743
2	32.017	16.067	27.301	23.830	1'39.215C	248,3	16:05'28.958
3	35.079	15.893	27.507	33.987	1'52.466CP	252,3	16:07'21.424
4	11'29.802	16.493	27.938	23.217	12'37.450P	249,4	16:19'58.874
5	32.550	15.931	27.899	23.116	1'39.496	252,9	16:21'38.370
6	32.122	15.684	27.535	22.698	1'38.039	251,7	16:23'16.409
7	32.158	15.725	27.562	33.411	1'48.856P	252,9	16:25'05.265
8	5'56.174	16.304	27.696	22.979	7'03.153P	243,8	16:32'08.418
9	32.012	15.868	27.434	22.599	1'37.913	247,1	16:33'46.331
10	33.596	16.043	33.324	22.938	1'45.901	248,8	16:35'32.232
11	32.240	15.801	27.601	33.645	1'49.287P	248,8	16:37'21.519
12	9'20.696	16.109	27.908	23.330	10'28.043CP	247,7	16:47'49.562
13	31.989	15.688	27.262	22.452	1'37.391	250,6	16:49'26.953
14	31.968	15.696	27.341	22.461	1'37.466	251,7	16:51'04.419
15	31.913	15.785	27.299	22.465	1'37.462	250,6	16:52'41.881

18° 50 O. VOSTATEK (1'37.613)							
Lap	Seg1	Seg2	Seg3	Seg4	Lap Time	km/h	Local Time
		15.947	27.905	22.951		252,3	16:02'49.648
1	32.048	15.884	27.454	22.571	1'37.957	253,5	16:04'27.605
2	31.921	15.683	27.706	34.794	1'50.104CP	255,9	16:06'17.709
3	12'55.913	16.584	31.447	23.281	14'07.225CP	250,0	16:20'24.934
4	32.361	15.856	27.822	22.703	1'38.742	256,5	16:22'03.676
5	33.404	15.751	27.774	22.996	1'39.925	254,7	16:23'43.601
6	31.890	15.570	27.576	22.710	1'37.746	257,1	16:25'21.347
7	33.524	16.117	27.779	34.149	1'51.569P	251,7	16:27'12.916
8	3'18.027	15.820	27.656	22.669	4'24.172P	252,3	16:31'37.088
9	32.019	15.736	27.453	22.604	1'37.812	252,3	16:33'14.900
10	32.017	15.833	27.604	22.752	1'38.206C	249,4	16:34'53.106
11	31.930	15.708	27.449	22.604	1'37.691	252,9	16:36'30.797
12	32.182	15.736	27.530	22.746	1'38.194	251,7	16:38'08.991
13	33.744	16.174	28.271	33.057	1'51.246P	252,3	16:40'00.237
14	6'14.362	15.938	27.643	22.567	7'20.510P	251,7	16:47'20.747
15	35.964	16.318	29.263	23.347	1'44.892	249,4	16:49'05.639
16	31.954	16.056	29.596	22.553	1'40.159	252,9	16:50'45.798
17	31.842	15.798	27.407	22.566	1'37.613	250,6	16:52'23.411
18	31.967	16.007	28.319	23.166	1'39.459C	251,7	16:54'02.870

16° 7 F. FARIOLI (1'37.426)							
Lap	Seg1	Seg2	Seg3	Seg4	Lap Time	km/h	Local Time
		16.558	31.682	23.127		247,1	16:01'52.403
1	32.423	15.820	27.466	22.682	1'38.391	249,4	16:03'30.794
2	32.064	15.864	27.449	22.716	1'38.093	246,6	16:05'08.887
3	36.865	16.488	28.929	35.753	1'58.035CP	247,1	16:07'06.922
4	12'11.336	16.038	28.216	23.631	13'19.221P	248,8	16:20'26.143
5	31.941	15.726	27.802	22.387	1'37.856	251,7	16:22'03.999
6	32.175	15.636	27.465	22.575	1'37.851	252,3	16:23'41.850
7	31.880	15.678	27.426	22.502	1'37.486	250,6	16:25'19.336
8	31.918	15.673	27.513	34.305	1'49.409P	252,9	16:27'08.745
9	8'05.550	15.935	27.812	23.083	9'12.380P	252,9	16:36'21.125

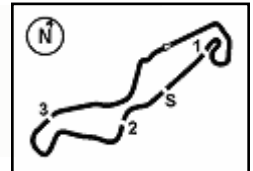
19° 32 O. BAYLISS (1'37.649)							
Lap	Seg1	Seg2	Seg3	Seg4	Lap Time	km/h	Local Time
		16.561	35.323	24.045		252,3	16:01'59.407
1	32.235	15.818	27.787	22.829	1'38.669	257,1	16:03'38.076
2	32.489	15.843	27.565	22.822	1'38.719	260,9	16:05'16.795
3	34.639	16.439	28.405	32.943	1'52.426CP	252,9	16:07'09.221
4	11'34.445	17.851	31.258	23.047	12'46.601P	208,1	16:19'55.822
5	32.011	15.734	27.412	22.492	1'37.649	261,5	16:21'33.471
6	32.121	15.905	27.892	23.273	1'39.191	255,9	16:23'12.662
7	32.058	15.917	27.484	22.999	1'38.458	252,9	16:24'51.120
8	37.594	15.927	28.012	22.943	1'44.476	254,1	16:26'35.596

17/04/2026 P = Pits In/Out - C = Lap Time Cancelled

These data/results cannot be reproduced, stored and/or transmitted in whole or in part by any manner of electronic, mechanical, photocopying, recording, broadcasting or otherwise now known or herein after developed without the previous express consent by the copyright owner, except for reproduction in daily press and regular printed publications on sale to the public within 60 days of the event related to those data/results and always provided that copyright symbol appears together as follows below.

© DORNA WSBK ORGANIZATION Srl 2026





TT Circuit Assen 4.542 m

4 / 6

Pirelli Dutch Round, 17-19 April 2026
Chronological Analysis Tissot Superpole

9	32.151	15.847	27.558	22.774	1'38.330	256,5	16:28'13.926	10	32.091	16.103	27.518	22.993	1'38.705	246,6	16:36'03.722
10	36.012	15.878	27.716	32.665	1'52.271P	255,3	16:30'06.197	11	32.214	16.059	27.602	23.017	1'38.892	245,5	16:37'42.614
11	7'50.759	15.758	27.278	22.516	8'56.311P	257,1	16:39'02.508	12	41.171	16.571	28.261	33.351	1'59.354P	240,5	16:39'41.968
12	32.011	15.707	27.504	22.437	1'37.659	256,5	16:40'40.167	13	6'48.286	16.773	28.743	24.063	7'57.865CP	248,3	16:47'39.833
13	31.739	15.846	27.618	23.070	1'38.273C	249,4	16:42'18.440	14	32.077	15.904	27.326	23.016	1'38.323	248,3	16:49'18.156
14	37.644	16.125	27.747	22.835	1'44.351C	248,3	16:44'02.791	15	32.060	16.036	27.674	23.433	1'39.203	248,3	16:50'57.359
15	32.029	16.500	28.000	22.774	1'39.303	247,1	16:45'42.094	16	32.103	15.913	27.334	22.584	1'37.934	247,1	16:52'35.293
16	32.837	15.887	27.506	22.688	1'38.918	256,5	16:47'21.012								
17	32.114	15.967	33.770	23.238	1'45.089	251,2	16:49'06.101								
18	31.972	15.780	27.576	22.617	1'37.945	255,9	16:50'44.046								
19	37.332	15.918	27.440	22.572	1'43.262	256,5	16:52'27.308								
20	32.306	15.923	27.568	23.414	1'39.211C	255,3	16:54'06.519								

20° 64 F. CARICASULO [1'37.672]							
Lap	Seg1	Seg2	Seg3	Seg4	Lap Time	km/h	Local Time
		16.411	28.288	22.774	246,6	16:02'34.465	
1	32.348	15.796	27.377	23.193	1'38.714	252,9	16:04'13.179
2	32.393	15.843	27.481	36.618	1'52.335CP	251,2	16:06'05.514
3	13'09.341	16.491	28.205	23.907	14'17.944P	250,6	16:20'23.458
4	32.478	15.831	27.595	23.047	1'38.951	252,9	16:22'02.409
5	32.260	15.802	27.506	22.628	1'38.196	250,6	16:23'40.605
6	31.961	15.857	27.569	22.766	1'38.153	250,6	16:25'18.758
7	32.127	15.841	27.633	36.276	1'51.877P	251,7	16:27'10.635
8	10'12.499	16.309	30.370	23.628	11'22.806P	246,6	16:38'33.441
9	31.932	15.914	27.324	22.800	1'37.970	249,4	16:40'11.411
10	31.837	15.883	27.439	22.513	1'37.672	247,7	16:41'49.083
11							

21° 31 Y. OKAMOTO [1'37.681]							
Lap	Seg1	Seg2	Seg3	Seg4	Lap Time	km/h	Local Time
		16.551	27.961	23.284	241,6	16:02'26.845	
1	32.572	15.854	27.911	22.590	1'38.927	250,0	16:04'05.772
2	32.266	16.059	27.491	35.858	1'51.674CP	250,0	16:05'57.446
3	14'10.871	16.115	27.876	23.026	15'17.888P	245,5	16:21'15.334
4	32.274	15.874	27.612	22.793	1'38.553	247,1	16:22'53.887
5	32.246	15.798	27.598	22.804	1'38.446	247,1	16:24'32.333
6	32.165	15.762	27.481	22.470	1'37.878	250,0	16:26'10.211
7	33.208	16.174	29.863	33.351	1'52.596P	246,0	16:28'02.807
8	6'23.237	18.377	34.468	25.183	7'41.265P	206,5	16:35'44.072
9	32.113	15.735	27.279	22.554	1'37.681	252,3	16:37'21.753
10	32.050	15.686	27.328	22.686	1'37.750	250,6	16:38'59.503
11	34.380	15.904	28.318	23.241	1'41.843	248,8	16:40'41.346
12	32.037	15.742	27.398	23.256	1'38.433	248,8	16:42'19.779
13	33.838	16.774	30.060	22.840	1'43.512C	232,8	16:44'03.291
14	31.963	15.769	27.545	22.577	1'37.854	247,7	16:45'41.145
15	34.414	15.893	27.518	23.324	1'41.149	254,1	16:47'22.294
16	32.397	15.872	27.870	22.776	1'38.915	248,8	16:49'01.209
17	32.835	15.910	27.820	22.670	1'39.235	247,7	16:50'40.444
18	32.356	15.816	27.655	22.638	1'38.465	248,3	16:52'18.909
19	32.321	15.747	27.585	22.540	1'38.193C	248,3	16:53'57.102

22° 57 A. MAHENDRA [1'37.682]							
Lap	Seg1	Seg2	Seg3	Seg4	Lap Time	km/h	Local Time
		16.229	27.963	23.736	250,6	16:02'29.403	
1	32.456	15.863	27.438	22.803	1'38.560	250,6	16:04'07.963
2	32.109	15.848	27.441	33.675	1'49.073CP	250,0	16:05'57.036
3	13'19.161	16.067	28.421	23.154	14'26.803P	255,9	16:20'23.839
4	32.272	15.794	27.531	22.869	1'38.466	254,1	16:22'02.305
5	31.965	15.834	27.256	22.627	1'37.682	248,8	16:23'39.987
6	31.991	15.746	27.232	23.149	1'38.118	247,7	16:25'18.105
7	31.983	15.762	27.990	35.757	1'51.492P	251,2	16:27'09.597
8	4'29.240	16.330	28.276	23.145	5'36.991CP	246,0	16:32'46.588
9	31.978	15.904	27.513	23.034	1'38.429	245,5	16:34'25.017

23° 3 R. DE ROSA [1'37.741]							
Lap	Seg1	Seg2	Seg3	Seg4	Lap Time	km/h	Local Time
		17.508	33.412	23.791	226,4	16:01'55.638	
1	32.789	16.071	28.609	24.010	1'41.479	248,3	16:03'37.117
2	32.601	15.889	27.548	23.350	1'39.388	252,3	16:05'16.505
3	34.954	17.670	30.025	36.236	1'58.885CP	228,3	16:07'15.390
4	11'28.345	18.072	32.070	23.989	12'42.476P	208,9	16:19'57.866
5	32.379	15.900	27.547	22.854	1'38.680	251,7	16:21'36.546
6	32.689	16.004	27.533	23.482	1'39.708	252,9	16:23'16.254
7	32.042	15.787	27.478	23.606	1'38.913	252,9	16:24'55.167
8	32.596	15.825	27.523	22.674	1'38.618	250,0	16:26'33.785
9	38.971	15.923	28.215	24.086	1'47.195	247,1	16:28'20.980
10	35.198	16.376	30.027	23.415	1'45.016	249,4	16:30'05.996
11	32.219	16.003	27.560	22.894	1'38.676	247,1	16:31'44.672
12	32.291	15.938	27.525	22.864	1'38.618	247,7	16:33'23.290
13	36.181	15.927	27.737	23.090	1'42.935	247,7	16:35'06.225
14	32.115	15.923	27.472	23.010	1'38.520	249,4	16:36'44.745
15	38.966	16.096	30.447	35.642	2'01.151P	248,3	16:38'45.896
16	7'44.855	16.591	29.538	24.192	8'55.176CP	251,2	16:47'41.072
17	31.916	15.809	27.248	22.768	1'37.741	252,9	16:49'18.813
18	31.897	15.817	30.913	23.283	1'41.910	254,1	16:51'00.723
19	31.953	15.717	27.977	23.466	1'39.113	252,9	16:52'39.836

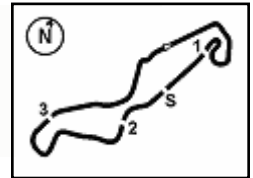
24° 70 J. WHATLEY [1'37.786]							
Lap	Seg1	Seg2	Seg3	Seg4	Lap Time	km/h	Local Time
		16.740	33.851	23.397	235,3	16:01'53.188	
1	32.737	15.777	27.875	23.032	1'39.421	249,4	16:03'32.609
2	32.201	15.719	27.808	22.942	1'38.670	252,9	16:05'11.279
3	32.814	17.014	28.065	33.348	1'51.241CP	239,5	16:07'02.520
4	11'44.958	17.998	28.296	23.079	12'54.331P	217,3	16:19'56.851
5	32.692	15.742	27.637	23.201	1'39.272	252,3	16:21'36.123
6	32.271	15.679	27.683	22.777	1'38.410	252,9	16:23'14.533
7	32.284	16.215	27.868	22.788	1'39.155	253,5	16:24'53.688
8	32.574	15.803	27.977	32.753	1'49.107P	248,8	16:26'42.795
9	3'12.090	15.887	27.721	22.844	4'18.542P	248,8	16:31'01.337
10	32.426	15.798	27.547	22.767	1'38.538	249,4	16:32'39.875
11	32.305	15.774	27.446	22.694	1'38.219	246,6	16:34'18.094
12	32.289	15.776	27.613	22.897	1'38.575	249,4	16:35'56.669
13	40.294	15.804	27.684	22.993	1'46.775	251,7	16:37'43.444
14	32.167	15.785	27.533	22.625	1'38.110	249,4	16:39'21.554
15	32.633	15.995	27.687	32.848	1'49.163P	246,0	16:41'10.717
16	5'31.995	15.880	27.970	23.471	6'39.316CP	248,8	16:47'50.033
17	32.185	15.699	27.307	22.595	1'37.786	250,6	16:49'27.819
18	32.026	15.978	27.511	22.278	1'37.793C	254,1	16:51'05.612
19							

25° 4 J. KENNEDY [1'37.891]							
Lap	Seg1	Seg2	Seg3	Seg4	Lap Time	km/h	Local Time
		18.803	31.619	27.792	196,4	16:01'59.969	
1	32.624	15.838	27.823	22.855	1'39.140	252,3	16:03'39.109
2	32.186	15.767	27.585	22.845	1'38.383	252,9	16:05'17.492
3	34.520	17.303	29.124	32.758	1'53.705CP	235,8	16:07'11.197
4	11'35.495	16.641	28.852	23.266	12'44.254P	245,5	16:19'55.451
5	37.178	16.105	27.929	23.465	1'44.677	247,7	16:21'40.128
6	32.280	15.870	27.386	22.677	1'38.213	250,0	16:23'18.341

17/04/2026 P = Pits In/Out - C = Lap Time Cancelled

These data/results cannot be reproduced, stored and/or transmitted in whole or in part by any manner of electronic, mechanical, photocopying, recording, broadcasting or otherwise now known or herein after developed without the previous express consent by the copyright owner, except for reproduction in daily press and regular printed publications on sale to the public within 60 days of the event related to those data/results and always provided that copyright symbol appears together as follows below.

© DORNA WSBK ORGANIZATION Srl 2026



TT Circuit Assen 4.542 m

Pirelli Dutch Round, 17-19 April 2026
Chronological Analysis Tissot Superpole

5 / 6

7	33.846	16.450	29.964	23.994	1'44.254	243,8	16:25'02.595	7	32.074	16.114	27.731	23.798	1'39.717	242,2	16:24'55.254
8	32.197	15.878	27.884	32.624	1'48.583P	249,4	16:26'51.178	8	39.373	17.644	28.347	23.076	1'48.440	221,8	16:26'43.694
9	4'56.189	16.324	28.632	23.249	6'04.394P	246,6	16:32'55.572	9	32.250	16.032	27.568	23.058	1'38.908	252,9	16:28'22.602
10	32.918	16.340	27.672	23.135	1'40.065	249,4	16:34'35.637	10	32.752	16.492	28.148	33.402	1'50.794P	248,3	16:30'13.396
11	32.044	16.016	27.587	23.239	1'38.886	246,6	16:36'14.523	11	9'35.154	16.136	27.721	22.624	10'41.635P	249,4	16:40'55.031
12	32.184	15.936	27.549	22.983	1'38.652	247,7	16:37'53.175	12	31.922	15.900	27.428	22.942	1'38.192	251,2	16:42'33.223
13	39.015	16.567	28.244	33.853	1'57.679P	247,1	16:39'50.854	13	32.560	16.079	27.604	22.982	1'39.225C	249,4	16:44'12.448
14	6'25.814	16.130	27.438	22.837	7'32.219P	250,6	16:47'23.073	14	32.082	15.938	27.507	22.914	1'38.441C	251,2	16:45'50.889
15	31.963	15.824	31.437	24.746	1'43.970	250,0	16:49'07.043	15	32.160	15.921	27.576			254,1	
16	32.017	15.835	27.329	22.710	1'37.891	248,8	16:50'44.934								
17	36.941	15.990	27.442	22.823	1'43.196	247,1	16:52'28.130								
18	31.990	15.899	27.275	23.308	1'38.472C	250,6	16:54'06.602								

26° 19 A. KOFLER [1'38.124]							
Lap	Seg.1	Seg.2	Seg.3	Seg.4	Lap Time	km/h	Local Time
		16.332	28.570	23.707		246,6	16:02'00.447
1	32.682	16.314	27.919	22.884	1'39.799	249,4	16:03'40.246
2	32.753	16.128	27.941	22.958	1'39.780C	247,1	16:05'20.026
3	35.098	16.711	28.694	35.049	1'55.552CP	239,5	16:07'15.578
4	11'30.568	19.554	28.193	23.173	12'41.488P	176,2	16:19'57.066
5	32.607	15.862	27.647	23.164	1'39.280	254,1	16:21'36.346
6	32.527	15.840	27.674	22.717	1'38.758	251,2	16:23'15.104
7	32.306	15.936	28.003	23.395	1'39.640C	248,8	16:24'54.744
8	36.629	16.245	28.184	23.053	1'44.111	243,2	16:26'38.855
9	32.899	16.027	28.451	24.478	1'41.855	246,6	16:28'20.710
10	35.712	16.301	30.064	33.111	1'55.188P	250,0	16:30'15.898
11	4'12.639	18.726	32.633	22.965	5'26.963P	206,9	16:35'42.861
12	32.317	16.040	27.196	22.571	1'38.124	248,8	16:37'20.985
13	32.205	15.972	27.447	22.949	1'38.573	247,1	16:38'59.558
14	37.751	15.962	27.530	33.110	1'54.353P	246,0	16:40'53.911
15	5'20.084	15.937	27.582	22.803	6'26.406P	250,0	16:47'20.317
16	41.780	16.004	28.068	25.214	1'51.066	252,9	16:49'11.383
17	32.126	15.841	30.439	26.306	1'44.712	252,3	16:50'56.095
18	32.274	15.999	27.259	22.962	1'38.494	248,8	16:52'34.589

29° 10 L. TACCINI [1'38.499]							
Lap	Seg.1	Seg.2	Seg.3	Seg.4	Lap Time	km/h	Local Time
			19.725	32.385	23.115	201,1	16:02'09.492
1	32.550	15.922	27.842	22.891	1'39.205	252,3	16:03'48.697
2	34.496	15.862	27.642	23.025	1'41.025C	252,9	16:05'29.722
3	35.085	16.701	28.473	33.782	1'54.041CP	251,2	16:07'23.763
4	11'21.676	20.650	28.152	24.436	12'34.914P	166,2	16:19'58.677
5	32.612	16.306	27.863	23.197	1'39.978	252,9	16:21'38.655
6	32.624	15.906	27.657	22.831	1'39.018	255,9	16:23'17.673
7	32.364	15.874	27.795	22.802	1'38.835	251,7	16:24'56.508
8	33.898	16.017	27.952	32.354	1'50.221P	251,2	16:26'46.729
9	5'43.179	21.458	29.918	23.748	6'58.303P	232,3	16:33'45.032
10	35.129	15.996	28.282	23.301	1'42.708	253,5	16:35'27.740
11	32.612	17.684	29.718	23.461	1'43.475	248,8	16:37'11.215
12	32.375	15.817	27.633	22.674	1'38.499	254,1	16:38'49.714
13	32.754	16.273	28.210	33.084	1'50.321P	248,3	16:40'40.035
14	5'33.768	15.997	27.609	22.493	6'39.867CP	247,1	16:47'19.902
15	42.711	16.087	27.845	24.379	1'51.022C	251,2	16:49'10.924
16	32.095	15.781	28.411	23.621	1'39.908	255,3	16:50'50.832
17	32.431	15.804	27.891	22.620	1'38.746	250,6	16:52'29.578
18	32.272	15.857	27.731	23.062	1'38.922C	252,9	16:54'08.500

30° 20 X. CARDELUS [1'38.541]							
Lap	Seg.1	Seg.2	Seg.3	Seg.4	Lap Time	km/h	Local Time
			16.648	32.855	24.710	249,4	16:01'58.219
1	32.185	15.732	27.464	23.160	1'38.541	252,9	16:03'36.760
2	32.233	15.825	27.194			250,6	

27° 54 R. ROSSI [1'38.173]							
Lap	Seg.1	Seg.2	Seg.3	Seg.4	Lap Time	km/h	Local Time
		16.657	32.996	26.541		254,1	16:02'01.747
1	32.710	16.156	27.929	23.028	1'39.823C	252,9	16:03'41.570
2	32.635	15.985	27.745	23.083	1'39.448C	252,3	16:05'21.018
3	34.473	17.297	28.940	34.205	1'54.915CP	225,9	16:07'15.933
4	11'58.373	16.590	28.529	24.840	13'08.332P	250,6	16:20'24.265
5	32.426	15.898	27.821	23.183	1'39.328C	254,7	16:22'03.593
6	32.316	15.911	27.888	22.949	1'39.064	252,9	16:23'42.657
7	32.246	15.960	27.657	23.218	1'39.081	252,9	16:25'21.738
8	35.966	16.701	35.002	24'7.732	4'15.401P	248,8	16:29'37.139
9	7'21.019	16.305	27.814	23.132	8'28.270P	248,8	16:38'05.409
10	32.268	16.080	32.174	25.379	1'45.901C	250,0	16:39'51.310
11	32.289	16.067	29.106	33.434	1'50.896P	247,7	16:41'42.206
12	4'35.484	16.679	27.919	25.659	5'45.741P	243,8	16:47'27.947
13	32.480	16.090	28.626	27.035	1'44.231	250,0	16:49'12.178
14	32.190	15.944	28.509	29.189	1'45.832	254,1	16:50'58.010
15	32.154	15.818	27.359	22.842	1'38.173	253,5	16:52'36.183

31° 25 O. KONIG [1'38.877]							
Lap	Seg.1	Seg.2	Seg.3	Seg.4	Lap Time	km/h	Local Time
			16.157	28.245	23.074	251,7	16:02'36.619
1	32.463	16.041	27.775	22.972	1'39.251	248,3	16:04'15.870
2	34.589	18.328	31.872	35.324	2'00.113CP	221,8	16:06'15.983
3	12'57.196	18.060	31.457	23.859	14'10.572P	218,6	16:20'26.555
4	32.388	16.002	27.985	23.025	1'39.400	248,3	16:22'05.955
5	32.395	15.971	27.945	23.008	1'39.319	250,0	16:23'45.274
6	32.366	15.925	27.992	23.358	1'39.641	248,8	16:25'24.915
7	32.564	15.965	30.738	32.659	1'51.926P	247,1	16:27'16.841
8	5'00.593	16.054	27.617	22.972	6'07.236P	248,8	16:33'24.077
9	32.230	15.955	27.739	22.953	1'38.877	244,9	16:35'02.954
10	34.427	17.482	27.930	23.097	1'42.936	215,1	16:36'45.890
11	32.221	16.028	27.836	23.018	1'39.103	247,1	16:38'24.993
12	36.283	17.263	30.173	33.485	1'57.204P	224,5	16:40'22.197
13	5'55.572	16.199	27.791	25.934	7'05.496P	247,1	16:47'27.693
14	34.595	15.971	28.128	25.161	1'43.855	254,1	16:49'11.548
15	32.292	15.809	31.067	24.922	1'44.090	255,3	16:50'55.638
16	32.031	15.816	27.825	23.216	1'38.888	254,1	16:52'34.526

28° 91 B. JIMENEZ [1'38.192]							
Lap	Seg.1	Seg.2	Seg.3	Seg.4	Lap Time	km/h	Local Time
		17.026	31.207	24.168		246,0	16:01'56.727
1	32.532	15.971	27.668	23.200	1'39.371	254,1	16:03'36.098
2	32.077	15.949	27.705	24.029	1'39.760	253,5	16:05'15.858
3	33.597	16.569	28.393	33.078	1'51.637CP	244,3	16:07'07.495
4	11'39.325	17.202	28.550	23.695	12'48.772P	235,3	16:19'56.267
5	32.732	15.946	27.841	23.454	1'39.973	253,5	16:21'36.240
6	32.818	16.041	27.559	22.879	1'39.297	246,6	16:23'15.537

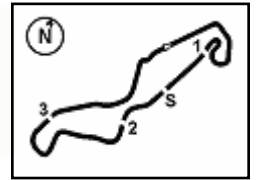
32° 22 A. CARRASCO [1'39.092]							
Lap	Seg.1	Seg.2	Seg.3	Seg.4	Lap Time	km/h	Local Time
			17.379	31.055	23.404	230,3	16:01'53.092
1	33.379	16.202	27.926	23.132	1'40.639	248,8	16:03'33.731
2	32.790	16.084	27.874	22.990	1'39.738	250,6	16:05'13.469

17/04/2026 P = Pits In/Out - C = Lap Time Cancelled

These data/results cannot be reproduced, stored and/or transmitted in whole or in part by any manner of electronic, mechanical, photocopying, recording, broadcasting or otherwise now known or herein after developed without the previous express consent by the copyright owner, except for reproduction in daily press and regular printed publications on sale to the public within 60 days of the event related to those data/results and always provided that copyright symbol appears together as follows below.

© DORNA WSBK ORGANIZATION Srl 2026





Pirelli Dutch Round, 17-19 April 2026
Chronological Analysis Tissot Superpole

3	41.900	17.095	28.971	37.136	2'05.102CP	232,8	16:07'18.571
4	11'25.405	18.341	31.713	24.158	12'39.617P	206,5	16:19'58.188
5	32.937	16.200	27.870	23.323	1'40.330	251,2	16:21'38.518
6	32.607	16.096	27.865	23.101	1'39.669	252,3	16:23'18.187
7	32.422	15.958	27.836	23.033	1'39.249	252,3	16:24'57.436
8	33.278	16.170	27.906	33.800	1'51.154P	250,6	16:26'48.590
9	4'59.180	16.238	28.446	23.375	6'07.239P	248,8	16:32'55.829
10	32.899	16.390	28.128	23.031	1'40.448	251,2	16:34'36.277
11	32.403	16.449	27.851	23.164	1'39.867	249,4	16:36'16.144
12	32.684	16.156	27.864	23.107	1'39.811	248,3	16:37'55.955
13	36.032	16.596	28.087	33.840	1'54.555P	248,8	16:39'50.510
14	6'26.644	16.206	27.695	22.966	7'33.511P	249,4	16:47'24.021
15	32.540	16.050	30.376	24.722	1'43.688	248,3	16:49'07.709
16	32.424	16.026	27.631	23.011	1'39.092	249,4	16:50'46.801
17	32.468	16.441	32.251	23.339	1'44.499	248,3	16:52'31.300

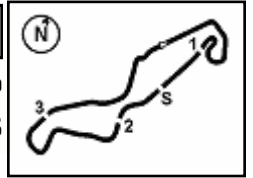
33° 73 J. CRETARD [1'39.252]							
Lap	Seg1	Seg2	Seg3	Seg4	Lap Time	km/h	Local Time
		16.606	29.330	23.437		244,3	16:01'50.580
1	32.817	16.208	28.170	23.681	1'40.876	244,9	16:03'31.456
2	32.744	16.086	27.968	22.956	1'39.754	247,1	16:05'11.210
3	34.021	16.468	29.167	35.644	1'55.300CP	246,6	16:07'06.510
4	11'37.479	18.068	29.008	23.771	12'48.326P	207,3	16:19'54.836
5	32.636	15.978	27.702	22.936	1'39.252	250,0	16:21'34.088
6	32.425	16.001	27.856	23.462	1'39.744	248,3	16:23'13.832
7	32.458	16.305	27.777	23.081	1'39.621	246,0	16:24'53.453
8	44.386	16.492	28.135	33.174	2'02.187P	244,3	16:26'55.640
9	9'46.313	16.475	28.286	23.400	10'54.474P	242,2	16:37'50.114
10	32.767	16.267	28.015	23.382	1'40.431	244,9	16:39'30.545
11	32.827	16.281	28.008	23.247	1'40.363	242,2	16:41'10.908
12	41.136	16.245	28.043	33.480	1'58.904P	244,3	16:43'09.812
13	6'47.366	20.761	28.862	23.582	8'00.571P	131,7	16:51'10.383
14	33.079	16.504	28.241	23.260	1'41.084C	244,9	16:52'51.467

34° 88 A. GIOMBINI [1'39.668]							
Lap	Seg1	Seg2	Seg3	Seg4	Lap Time	km/h	Local Time
		16.754	30.247	24.249		247,1	16:01'57.113
1	32.890	16.151	28.068	23.455	1'40.564	251,2	16:03'37.677
2	32.801	16.184	28.325	23.284	1'40.594	251,7	16:05'18.271
3	33.939	17.749	29.375	38.297	1'59.360CP	219,1	16:07'17.631
4	11'24.686	16.635	28.570	23.926	12'33.817P	244,9	16:19'51.448
5	32.924	16.365	28.193	23.618	1'41.100	248,8	16:21'32.548
6	32.824	16.202	28.261	23.738	1'41.025	247,1	16:23'13.573
7	32.907	16.421	28.309	23.874	1'41.511	251,2	16:24'55.084
8	38.785	16.560	33.443	33.657	2'02.445P	248,3	16:26'57.529
9	3'06.419	16.577	28.668	23.948	4'15.612P	243,8	16:31'13.141
10	33.139	16.311	28.714	23.847	1'42.011	248,8	16:32'55.152
11	33.284	16.475	28.733	23.839	1'42.331	248,3	16:34'37.483
12	38.448	16.555	29.188	34.946	1'59.137P	250,6	16:36'36.620
13	9'54.488	16.430	28.868	23.988	11'03.774CP	252,3	16:47'40.394
14	32.809	15.844	27.834	23.181	1'39.668	254,1	16:49'20.062
15	32.330	15.986	27.911	23.452	1'39.679	251,7	16:50'59.741
16	32.489	15.812	28.218	23.432	1'39.951	252,3	16:52'39.692

17/04/2026 P = Pits In/Out - C = Lap Time Cancelled

These data/results cannot be reproduced, stored and/or transmitted in whole or in part by any manner of electronic, mechanical, photocopying, recording, broadcasting or otherwise now known or herein after developed without the previous express consent by the copyright owner, except for reproduction in daily press and regular printed publications on sale to the public within 60 days of the event related to those data/results and always provided that copyright symbol appears together as follows below.

© DORNA WSBK ORGANIZATION Srl 2026



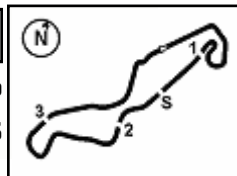
Pirelli Dutch Round, 17-19 April 2026
Best Laps & Speeds

No.	Rider Bike	Nat	Best Lap		FP		SP												
			LL	SPD	LL	SPD	LL	SPD											
1	94 L. MAHIAS Yamaha YZF-R9	FRA	1'36.490 33 254,1		1'38.263 18 247,1		1'36.490 15 254,1												
2	53 V. DEBISE ZXMOTO 820RR	FRA	1'36.561 32 253,5		1'37.356 17 253,5		1'36.561 15 253,5												
3	75 A. ARENAS Yamaha YZF-R9	ESP	1'36.572 35 255,3		1'37.821 19 251,2		1'36.572 16 255,3												
4	69 T. BOOTH-AMOS Triumph Street Triple 765 RS	GBR	1'36.600 32 261,5		1'37.238 17 257,1		1'36.600 15 261,5												
5	61 C. ONCU Yamaha YZF-R9	TUR	1'36.628 37 256,5		1'37.010 20 248,3		1'36.628 17 256,5												
6	16 A. ZACCONE Ducati Panigale V2	ITA	1'36.646 30 258,4		1'37.833 16 253,5		1'36.646 14 258,4												
7	40 M. CASADEI Ducati Panigale V2	ITA	1'36.658 33 257,1		1'38.480 18 251,2		1'36.658 15 257,1												
8	65 P. OETTL Ducati Panigale V2	GER	1'36.667 38 259,6		1'37.900 21 259,6		1'36.667 17 259,6												
9	5 J. MASIA Ducati Panigale V2	ESP	1'36.872 29 257,1		1'37.794 14 254,7		1'36.872 15 257,1												
10	43 S. JESPERSEN Ducati Panigale V2	DEN	1'36.979 36 257,8		1'38.074 20 254,1		1'36.979 16 257,8												
11	77 D. AEGERTER Kawasaki ZX-6R 636	SUI	1'37.045 36 259,0		1'38.363 17 252,9		1'37.045 19 259,0												
12	11 M. FERRARI Ducati Panigale V2	ITA	1'37.134 38 264,1		1'37.426 19 255,3		1'37.134 19 264,1												
13	24 M. RAMIREZ QJMOTOR SRK 800 RS	ESP	1'37.225 39 259,6		1'38.190 20 254,7		1'37.225 19 259,6												
14	52 J. ALCOBA Kawasaki ZX-6R 636	ESP	1'37.363 31 256,5		1'37.430 15 256,5		1'37.363 16 253,5												
15	37 R. GARCIA Yamaha YZF-R9	ESP	1'37.391 32 255,9		1'38.947 17 255,9		1'37.391 15 252,9												
16	7 F. FARIOLI Yamaha YZF-R9	ITA	1'37.426 36 252,9		1'37.802 18 251,2		1'37.426 18 252,9												
17	60 D. GEIGER Yamaha YZF-R9	GER	1'37.559 23 263,4		1'37.972 8 258,4		1'37.559 15 263,4												
18	50 O. VOSTATEK Triumph Street Triple 765 RS	CZE	1'37.613 35 257,1		1'37.859 17 251,7		1'37.613 18 257,1												
19	32 O. BAYLISS Triumph Street Triple 765 RS	AUS	1'37.649 37 261,5		1'38.233 17 256,5		1'37.649 20 261,5												
20	64 F. CARICASULO ZXMOTO 820RR	ITA	1'37.672 25 252,9		1'38.257 15 249,4		1'37.672 10 252,9												
21	31 Y. OKAMOTO Yamaha YZF-R9	JPN	1'37.681 35 254,1		1'38.536 16 250,0		1'37.681 19 254,1												
22	57 A. MAHENDRA Yamaha YZF-R9	INA	1'37.682 33 255,9		1'38.259 17 251,7		1'37.682 16 255,9												
23	3 R. DE ROSA QJMOTOR SRK 800 RS	ITA	1'37.741 35 254,1		1'38.517 16 250,6		1'37.741 19 254,1												
24	70 J. WHATLEY Ducati Panigale V2	GBR	1'37.786 37 254,7		1'38.726 19 254,7		1'37.786 18 254,1												
25	4 J. KENNEDY Honda CBR600RR	IRL	1'37.891 34 252,9		1'38.448 16 248,8		1'37.891 18 252,9												

17/04/2026

These data/results cannot be reproduced, stored and/or transmitted in whole or in part by any manner of electronic, mechanical, photocopying, recording, broadcasting or otherwise now known or herein after developed without the previous express consent by the copyright owner, except for reproduction in daily press and regular printed publications on sale to the public within 60 days of the event related to those data/results and always provided that copyright symbol appears together as follows below.

© DORNA WSBK ORGANIZATION Srl 2026



TT Circuit Assen 4.542 m

Pirelli Dutch Round, 17-19 April 2026
Best Laps & Speeds

2 / 2

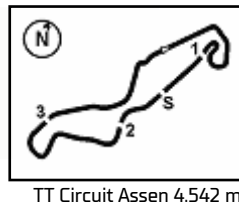
No.	Rider Bike	Nat	Best Lap		FP		SP							
			LL	SPD	LL	SPD	LL	SPD						
26	19 A. KOFLER Yamaha YZF-R9	AUT	1'38.124 37 254,1		1'39.354 19 250,0		1'38.124 18 254,1							
27	54 R. ROSSI Ducati Panigale V2	ITA	1'38.173 34 254,7		1'39.366 19 253,5		1'38.173 15 254,7							
28	91 B. JIMENEZ Ducati Panigale V2	ESP	1'38.192 35 254,1		1'40.541 21 251,7		1'38.192 14 254,1							
29	10 L. TACCINI Ducati Panigale V2	ITA	1'38.499 34 255,9		1'39.263 16 253,5		1'38.499 18 255,9							
30	20 X. CARDELUS Yamaha YZF-R9	AND	1'38.541 21 254,7		1'38.773 20 254,7		1'38.541 1 252,9							
31	25 O. KONIG Triumph Street Triple 765 RS	CZE	1'38.877 33 255,3		1'39.129 17 252,9		1'38.877 16 255,3							
32	22 A. CARRASCO Honda CBR600RR	ESP	1'39.092 35 252,3		1'40.420 18 250,6		1'39.092 17 252,3							
33	73 J. CRETARO MV Agusta F3 800 RR	ITA	1'39.252 30 250,0		1'40.139 16 247,1		1'39.252 14 250,0							
34	88 A. GIOMBINI MV Agusta F3 800 RR	ITA	1'39.668 21 254,1		1'41.298 5 250,0		1'39.668 16 254,1							

17/04/2026

These data/results cannot be reproduced, stored and/or transmitted in whole or in part by any manner of electronic, mechanical, photocopying, recording, broadcasting or otherwise now known or herein after developed without the previous express consent by the copyright owner, except for reproduction in daily press and regular printed publications on sale to the public within 60 days of the event related to those data/results and always provided that copyright symbol appears together as follows below.

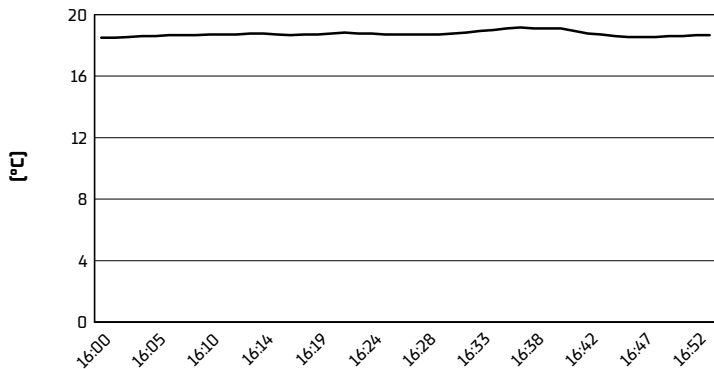
© DORNA WSBK ORGANIZATION Srl 2026

FICR PERUGIA TIMING

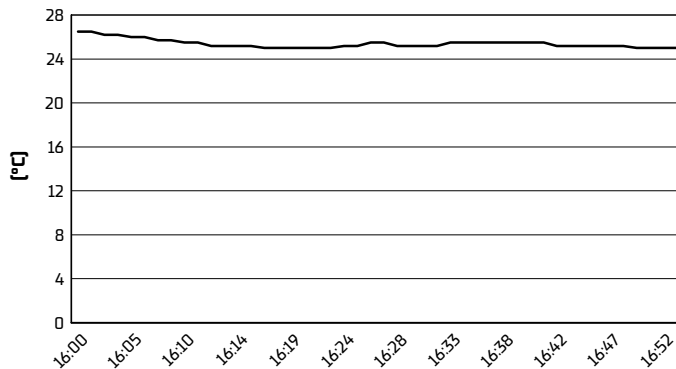



Pirelli Dutch Round, 17-19 April 2026
Weather Report Tissot Superpole
Session started 16:00 - Session ended 16:55


Air Temperature



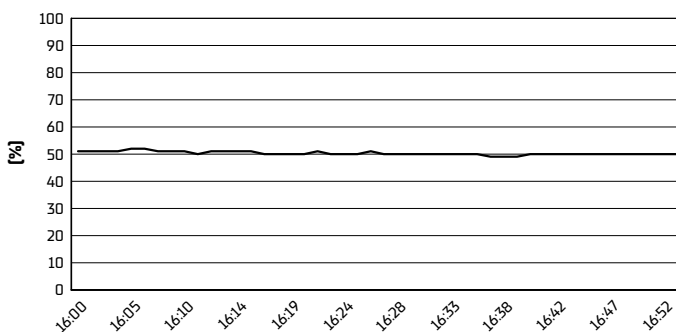
Track Temperature



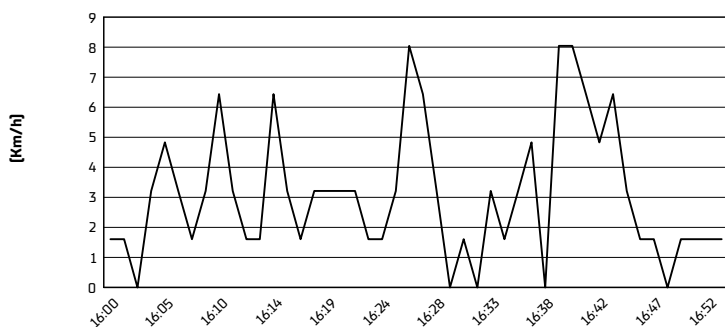
Air Pressure



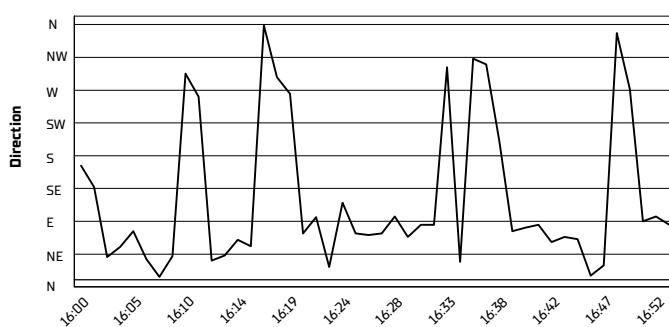
Humidity



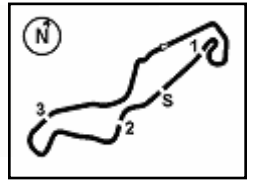
Wind Speed



Wind Direction



17/04/2026
These data/results cannot be reproduced, stored and/or transmitted in whole or in part by any manner of electronic, mechanical, photocopying, recording, broadcasting or otherwise now known or herein after developed without the previous express consent by the copyright owner, except for reproduction in daily press and regular printed publications on sale to the public within 60 days of the event related to those data/results and always provided that copyright symbol appears together as follows below.
© DORNA WSBK ORGANIZATION Srl 2026



Pirelli Dutch Round, 17-19 April 2026
Tissot Superpole Winners

	2023	2024	2025	2026
01 Phillip Island	Manzi (Ita) Yam 1'32.814 (172,4 Km/h)	Huertas (Esp) Duc 1'31.407 (175,1 Km/h)	Bendsneyder (Ned) MvA 1'32.310 (173,4 Km/h)	Masia (Esp) Duc 1'32.115 (173,7 Km/h)
02 Portimao	Bulega (Ita) Duc 1'42.769 (160,9 Km/h)	Huertas (Esp) Duc 1'43.352 (160,0 Km/h)	Oncu (Tur) Yam 1'42.944 (160,6 Km/h)	Oncu (Tur) Yam 1'42.670 (161,0 Km/h)
03 Assen	Bulega (Ita) Duc 1'36.900 (168,7 Km/h)	Manzi (Ita) Yam 1'45.203 (155,4 Km/h)	Oncu (Tur) Yam 1'36.184 (170,0 Km/h)	Mahias (Fra) Yam 1'36.490 (169,5 Km/h)
04 Balaton			Bendsneyder (Ned) MvA 1'42.799 (142,7 Km/h)	
05 Most	Bulega (Ita) Duc 1'34.479 (160,5 Km/h)	Montella (Ita) Duc 1'34.126 (161,1 Km/h)	Mahias (Fra) Yam 1'38.143 (154,5 Km/h)	
06 Aragon	Bulega (Ita) Duc 1'52.306 (162,7 Km/h)	Huertas (Esp) Duc 1'52.932 (161,8 Km/h)	Casadei (Ita) MvA 1'52.257 (162,8 Km/h)	
07 Misano	Bulega (Ita) Duc 1'36.495 (151,5 Km/h)	Montella (Ita) Duc 1'36.876 (150,9 Km/h)	Masia (Esp) Duc 1'37.119 (150,5 Km/h)	
08 Donington	Bulega (Ita) Duc 1'29.323 (162,0 Km/h)	Huertas (Esp) Duc 1'28.322 (163,9 Km/h)	Manzi (Ita) Yam 1'29.450 (161,8 Km/h)	
09 Magny-Cours	Bulega (Ita) Duc 1'40.074 (158,7 Km/h)	Huertas (Esp) Duc 1'39.705 (159,3 Km/h)	Oncu (Tur) Yam 1'39.442 (159,7 Km/h)	
10 Cremona		Huertas (Esp) Duc 1'31.478 (148,3 Km/h)	Caricasulo (Ita) MvA 1'31.728 (147,9 Km/h)	
11 Estoril		Montella (Ita) Duc 1'41.318 (148,6 Km/h)	Oncu (Tur) Yam 1'39.608 (151,1 Km/h)	
12 Jerez	Bulega (Ita) Duc 1'41.823 (156,4 Km/h)	Huertas (Esp) Duc 1'42.115 (155,9 Km/h)	Casadei (Ita) MvA 1'41.959 (156,2 Km/h)	

2026

- 1 C. Oncu
- 1 J. Masia
- 1 L. Mahias

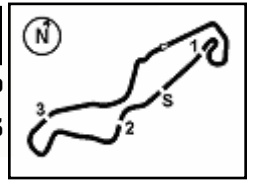
ALL TIMES

- | | | | |
|-------------------|-------------------|-------------------|-----------------------|
| 34 K. Sofuoglu | 5 C. Oncu | 2 J. Masia | 1 P. Riba |
| 24 J. Cluzel | 5 C. Vermeulen | 2 M. Pirro | 1 S. Sanna |
| 22 S. Charpentier | 4 R. Krummenacher | 2 L. Scassa | 1 L. Stapleford |
| 17 B. Parkes | 4 R. Xaus | 2 K. Smith | 1 J. Van Den Goorberg |
| 15 K. Muggeridge | 3 S. Cortese | 2 J. Teuchert | 1 J. Whitham |
| 14 F. Foret | 3 K. Curtain | 2 N. Tuuli | |
| 14 S. Lowes | 3 J. Lascorz | 2 M. van der Mark | |
| 13 F. Caricasulo | 3 I. MacPherson | 1 L. Bernardi | |
| 11 D. Aegerter | 3 S. Manzi | 1 K. Coghlan | |
| 10 N. Bulega | 3 Y. Montella | 1 C. Davies | |
| 10 C. Crutchlow | 3 A. Pitt | 1 M. Fabrizio | |
| 10 L. Mahias | 3 D. Salom | 1 T. Gradinger | |
| 8 A. Huertas | 2 L. Baldassarri | 1 C. Jones | |
| 7 A. Locatelli | 2 B. Bendsneyder | 1 C. Kellner | |
| 6 S. Chambon | 2 P. Bontempi | 1 F. Marino | |
| 6 E. Laverty | 2 M. Casadei | 1 M. Meregalli | |
| 5 P. Casoli | 2 M. Gonzalez | 1 S. Morais | |
| 5 K. Fujiwara | 2 V. Guareschi | 1 P. Oettl | |
| 5 P. Jacobsen | 2 M. Lagrive | 1 C. Perolari | |

17/04/2026

These data/results cannot be reproduced, stored and/or transmitted in whole or in part by any manner of electronic, mechanical, photocopying, recording, broadcasting or otherwise now known or herein after developed without the previous express consent by the copyright owner, except for reproduction in daily press and regular printed publications on sale to the public within 60 days of the event related to those data/results and always provided that copyright symbol appears together as follows below.

© DORNA WSBK ORGANIZATION Srl 2026



Pirelli Dutch Round, 17-19 April 2026
Tissot Superpole Award

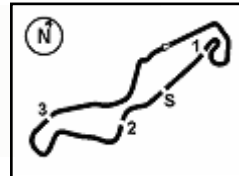
TT Circuit Assen 4.542 m

	Points	Points From First	Points From Previous	February 22 PHILLIP ISLAND	March 29 PORTIMAO	April 19 ASSEN	May 3 BALATON	May 17 MOST	May 31 ARAGON	June 14 MISANO	July 12 DONINGTON	September 6 MAGNY-COURS	September 27 CREMONA	October 11 ESTORIL	October 18 JEREZ				
1 DEBISE Valentin [FRA]	25			7	9	9													
2 ONCU Can [TUR]	23	2		6	12	5													
3 MAHIAS Lucas [FRA]	19	6	4		7	12													
4 MASIA Jaume [ESP]	17	8	2	12	4	1													
5 ARENAS Albert [ESP]	16	9	1	3	6	7													
6 BOOTH-AMOS Tom [GBR]	11	14	5	5		6													
7 OETTL Philipp [GER]	11	14	0	4	5	2													
8 BAYLISS Oli [AUS]	9	16	2	9															
9 ZACCONE Alessandro [ITA]	4	21	5			4													
10 CASADEI Mattia [ITA]	3	22	1			3													
11 PEROLARI Corentin [FRA]	3	22	0		3														
12 GARCIA Roberto [ESP]	2	23	1		2														
13 FERRARI Matteo [ITA]	2	23	0	2															
14 CARICASULO Federico [ITA]	1	24	1		1														
15 VOSTATEK Ondrej [CZE]	1	24	0	1															

17/04/2026 Odd points columns: Tissot Superpole Even points columns: Tissot Superpole Race

These data/results cannot be reproduced, stored and/or transmitted in whole or in part by any manner of electronic, mechanical, photocopying, recording, broadcasting or otherwise now known or herein after developed without the previous express consent by the copyright owner, except for reproduction in daily press and regular printed publications on sale to the public within 60 days of the event related to those data/results and always provided that copyright symbol appears together as follows below.

© DORNA WSBK ORGANIZATION Srl 2026



Pirelli Dutch Round, 17-19 April 2026

Provisional Starting Grid - Race 1 (18 Laps x 4,542 km = 81,756 km)

1	1	94 MAHIAS L. Yamaha 1'36.490	2	53 DEBISE V. ZXMOTO 1'36.561	3	75 ARENAS A. Yamaha 1'36.572
2	4	69 BOOTH-AMOS T. Triumph 1'36.600	5	61 ONCU C. Yamaha 1'36.628	6	16 ZACCONE A. Ducati 1'36.646
3	7	40 CASADEI M. Ducati 1'36.658	8	65 DETTL P. Ducati 1'36.667	9	5 MASIA J. Ducati 1'36.872
4	10	43 JESPERSEN S. Ducati 1'36.979	11	77 AEGERTER D. Kawasaki 1'37.045	12	11 FERRARI M. Ducati 1'37.134
5	13	24 RAMIREZ M. QJMOTOR 1'37.225	14	52 ALCOBA J. Kawasaki 1'37.363	15	37 GARCIA R. Yamaha 1'37.391
6	16	7 FARIOLI F. Yamaha 1'37.426	17	60 GEIGER D. Yamaha 1'37.559	18	50 VOSTATEK O. Triumph 1'37.613
7	19	32 BAYLISS D. Triumph 1'37.649	20	64 CARICASULO F. ZXMOTO 1'37.672	21	31 OKAMOTO Y. Yamaha 1'37.681
8	22	57 MAHENDRA A. Yamaha 1'37.682	23	3 DE ROSA R. QJMOTOR 1'37.741	24	70 WHATLEY J. Ducati 1'37.786
9	25	4 KENNEDY J. Honda 1'37.891	26	19 KOFLER A. Yamaha 1'38.124	27	54 ROSSI R. Ducati 1'38.173
10	28	91 JIMENEZ B. Ducati 1'38.192	29	10 TACCINI L. Ducati 1'38.499	30	20 CARDELUS X. Yamaha 1'38.541
11	31	25 KONIG O. Triumph 1'38.877	32	22 CARRASCO A. Honda 1'39.092	33	73 CRETARO J. MV Agusta 1'39.252
12	34	88 GIOMBINI A. MV Agusta 1'39.668				