

Pirelli Dutch Round, 17-19 April 2026
Results Warm Up 1

No.	Rider	Nat	Team	Bike	Class	Time	Gap	Rel.	Laps	Speed	
										Avg	Max
1	53 V. DEBISE	FRA	EASTROC ZXMTOTO Evan Bros Factory	ZXMTOTO 820RR		1'36.910			6	168,726	252,3
2	65 P. OETTL	GER	Feel Racing WorldSSP Team	Ducati Panigale V2		1'37.035	0.125	0.125	5	168,508	253,5
3	61 C. ONCU	TUR	Pata Yamaha Ten Kate Racing	Yamaha YZF-R9		1'37.084	0.174	0.049	6	168,423	247,1
4	5 J. MASIA	ESP	Orelac Racing Verdnatura	Ducati Panigale V2		1'37.485	0.575	0.401	5	167,730	252,3
5	11 M. FERRARI	ITA	WRP Racing	Ducati Panigale V2		1'37.671	0.761	0.186	6	167,411	252,9
6	60 D. GEIGER	GER	Team Apreco	Yamaha YZF-R9		1'37.713	0.803	0.042	5	167,339	253,5
7	69 T. BOOTH-AMOS	GBR	PTR Triumph Factory Racing	Triumph Street Triple 765 RS		1'37.718	0.808	0.005	5	167,330	259,6
8	52 J. ALCOBA	ESP	Kawasaki WorldSSP Team	Kawasaki ZX-6R 636		1'37.755	0.845	0.037	5	167,267	252,3
9	43 S. JESPERSEN	DEN	EAB Racing Team	Ducati Panigale V2		1'37.808	0.898	0.053	6	167,177	253,5
10	50 O. VOSTATEK	CZE	Compos Racing Team	Triumph Street Triple 765 RS		1'37.839	0.929	0.031	5	167,124	252,9
11	57 A. MAHENDRA	INA	AS BLU CRU Racing Team	Yamaha YZF-R9		1'37.839	0.929	0.000	5	167,124	251,7
12	94 L. MAHIAS	FRA	GMT94 Yamaha	Yamaha YZF-R9		1'37.891	0.981	0.052	5	167,035	250,6
13	75 A. ARENAS	ESP	AS BLU CRU Racing Team	Yamaha YZF-R9		1'37.892	0.982	0.001	5	167,033	248,8
14	40 M. CASADEI	ITA	D34G WorldSSP Racing Team	Ducati Panigale V2		1'37.927	1.017	0.035	5	166,973	252,3
15	64 F. CARICASULO	ITA	EASTROC ZXMTOTO Evan Bros Factory	ZXMTOTO 820RR		1'37.977	1.067	0.050	6	166,888	250,0
16	32 O. BAYLISS	AUS	PTR Triumph Factory Racing	Triumph Street Triple 765 RS		1'38.028	1.118	0.051	5	166,801	257,1
17	37 R. GARCIA	ESP	GMT94 Yamaha	Yamaha YZF-R9		1'38.114	1.204	0.086	5	166,655	255,9
18	20 X. CARDELUS	AND	Cerba Yamaha Racing Team	Yamaha YZF-R9		1'38.150	1.240	0.036	5	166,594	251,2
19	3 R. DE ROSA	ITA	QJMOTOR Factory Racing	QJMOTOR SRK 800 RS	*	1'38.280	1.370	0.130	5	166,374	250,0
20	24 M. RAMIREZ	ESP	QJMOTOR Factory Racing	QJMOTOR SRK 800 RS	*	1'38.293	1.383	0.013	4	166,352	253,5
21	77 D. AEGERTER	SUI	Kawasaki WorldSSP Team	Kawasaki ZX-6R 636		1'38.326	1.416	0.033	5	166,296	254,7
22	70 J. WHATLEY	GBR	Orelac Racing Verdnatura	Ducati Panigale V2		1'38.379	1.469	0.053	5	166,206	255,9
23	16 A. ZACCONE	ITA	Ecosantagata Althea Racing Team	Ducati Panigale V2		1'38.417	1.507	0.038	5	166,142	252,3
24	91 B. JIMENEZ	ESP	WRP Racing	Ducati Panigale V2		1'38.613	1.703	0.196	5	165,812	251,2
25	7 F. FARIOLI	ITA	VFT Racing Yamaha	Yamaha YZF-R9		1'38.614	1.704	0.001	5	165,810	249,4
26	31 Y. OKAMOTO	JPN	Pata Yamaha Ten Kate Racing	Yamaha YZF-R9		1'38.722	1.812	0.108	5	165,629	251,7
27	54 R. ROSSI	ITA	Renzi Corse	Ducati Panigale V2		1'39.093	2.183	0.371	5	165,009	252,3
28	4 J. KENNEDY	IRL	Honda Racing World Supersport	Honda CBR600RR	*	1'39.275	2.365	0.182	5	164,706	246,6
29	19 A. KOFLER	AUT	Motorsport Kofler	Yamaha YZF-R9	*	1'39.293	2.383	0.018	5	164,676	248,3
30	73 J. CRETARD	ITA	Flembo by Racing Development	MV Agusta F3 800 RR		1'39.436	2.526	0.143	5	164,439	254,7
31	10 L. TACCINI	ITA	Ecosantagata Althea Racing Team	Ducati Panigale V2		1'39.443	2.533	0.007	5	164,428	253,5
32	25 O. KONIG	CZE	Compos Racing Team	Triumph Street Triple 765 RS		1'39.483	2.573	0.040	5	164,362	251,7
33	88 A. GIOMBINI	ITA	Motozoo by Madforce Dubai	MV Agusta F3 800 RR		1'39.518	2.608	0.035	5	164,304	252,3
34	22 A. CARRASCO	ESP	Honda Racing World Supersport	Honda CBR600RR	*	1'40.393	3.483	0.875	5	162,872	248,3

Qualifying Lap Time (105% of 1'36.910): 1'41.756

* WorldSSP Challenge

AIR	Humidity:	64%	Temp:	14°C
TRACK	Condition:	Dry	Temp:	17°C

Records	Pole	[SP]	2025 C.Oncu	1'36.184	170,000	Km/h
	Race	[RC1]	2025 S.Manzi	1'36.952	168,650	Km/h
	All Times	[SP]	2025 C.Oncu	1'36.184	170,000	Km/h

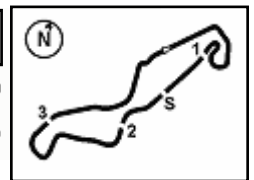
18/04/2026 Start 10:15 End 10:27

The results are provisional until the end of the time limit for protests and appeals and the completion of the technical checks.

Clerk Of The Course: **Roland Brontsema**
Publication Time: **10:40**

These data/results cannot be reproduced, stored and/or transmitted in whole or in part by any manner of electronic, mechanical, photocopying, recording, broadcasting or otherwise now known or herein after developed without the previous express consent by the copyright owner, except for reproduction in daily press and regular printed publications on sale to the public within 60 days of the event related to those data/results and always provided that copyright symbol appears together as follows below.

© DORNA WSBK ORGANIZATION Srl 2026



Pirelli Dutch Round, 17-19 April 2026
Results Warm Up 1

Session Highlights

Local Time	No. Rider	Description
10.15.00		Start of Session
10.19.42	61 C. ONCU	#61 Lap Time Cancelled [1'37.992] - Exceeded Track Limits - Turn 18
10.22.43	91 B. JIMENEZ	#91 Lap Time Cancelled [1'39.022] - Exceeded Track Limits - Turn 18
10.23.12	10 L. TACCINI	#10 Lap Time Cancelled [1'39.619] - Exceeded Track Limits - Turn 18
10.23.46		Yellow Flag Out - Turn 3
10.23.50		Yellow Flag In - Turn 3
10.23.50		Riders Under Yellow Flag at Turn 3: #73 #10 #88
10.23.51	70 J. WHATLEY	#70 Lap Time Cancelled [1'38.185] - Exceeded Track Limits - Turn 18
10.24.03	24 M. RAMIREZ	#24 Crashed - Turn 3
10.24.04		Yellow Flag Out - Turn 3-4
10.24.15	52 J. ALCOBA	#52 Lap Time Cancelled [1'37.468] - Exceeded Track Limits - Turn 18
10.24.31		Yellow Flag In - Turn 3-4
10.24.31		Riders Under Yellow Flag at Turn 3-4: #94 #75 #60 #4 #22 #69
10.25.51	70 J. WHATLEY	#70 Lap Time Cancelled [1'38.615] - Exceeded Track Limits - Turn 17
10.27.29	70 J. WHATLEY	#70 Lap Cancelled [1'38.888] - Course Cutting on Previous Lap - Turn 17
10.27.43	73 J. CRETARO	#73 Lap Time Cancelled [1'39.589] - Exceeded Track Limits - Turn 18
10.28.30	88 A. GIOMBINI	#88 Lap Time Cancelled [1'40.266] - Exceeded Track Limits - Turn 18
10.28.57	10 L. TACCINI	#10 Lap Time Cancelled [1'41.201] - Exceeded Track Limits - Turn 18
10.29.25	7 F. FARIOLI	#7 Lap Time Cancelled [1'40.145] - Exceeded Track Limits - Turn 18
10.29.52	19 A. KOFLER	#19 Lap Time Cancelled [1'41.886] - Exceeded Track Limits - Turn 18
10.30.23	40 M. CASADEI	#40 Lap Time Cancelled [1'38.978] - Exceeded Track Limits - Turn 18
10.30.48	52 J. ALCOBA	#52 Lap Time Cancelled [1'37.856] - Exceeded Track Limits - Turn 18
10.32.02		End of Session

Fastest Laps Sequence

No.	Rider	Nat	Team	Bike	Local Time	Time	Gap	Avg
43	S. JESPERSEN	DEN	EAB Racing Team	Ducati Panigale V2	10:18'18.727	1'38.452		166,083
53	V. DEBISE	FRA	EASTROC ZXMTOTO Evan Bros Factory	ZXMTOTO 820RR	10:18'18.799	1'37.359	-1.093	167,947
65	P. OETTL	GER	Feel Racing WorldSSP Team	Ducati Panigale V2	10:20'28.007	1'37.141	-0.218	168,324
53	V. DEBISE	FRA	EASTROC ZXMTOTO Evan Bros Factory	ZXMTOTO 820RR	10:21'33.400	1'36.981	-0.160	168,602
53	V. DEBISE	FRA	EASTROC ZXMTOTO Evan Bros Factory	ZXMTOTO 820RR	10:24'47.380	1'36.910	-0.071	168,726

18/04/2026 Start 10:15 End 10:27

The results are provisional until the end of the time limit for protests and appeals and the completion of the technical checks.

Clerk Of The Course: **Roland Brontsema**
Publication Time: **10:40**

These data/results cannot be reproduced, stored and/or transmitted in whole or in part by any manner of electronic, mechanical, photocopying, recording, broadcasting or otherwise now known or herein after developed without the previous express consent by the copyright owner, except for reproduction in daily press and regular printed publications on sale to the public within 60 days of the event related to those data/results and always provided that copyright symbol appears together as follows below.

© DORNA WSBK ORGANIZATION Srl 2026

Pirelli Dutch Round, 17-19 April 2026
Best Sectors & Speed Warm Up 1

BEST LAP				
1	53	V. DEBISE	ZXMOTO 820RR	1'36.910
2	65	P. OETTL	Ducati Panigale V2	1'37.035
3	61	C. ONCU	Yamaha YZF-R9	1'37.084
4	5	J. MASIA	Ducati Panigale V2	1'37.485
5	11	M. FERRARI	Ducati Panigale V2	1'37.671
6	60	D. GEIGER	Yamaha YZF-R9	1'37.713
7	69	T. BOOTH-AMOS	Triumph Street Triple 765 RS	1'37.718
8	52	J. ALCOBA	Kawasaki ZX-6R 636	1'37.755
9	43	S. JESPERSEN	Ducati Panigale V2	1'37.808
10	50	D. VOSTATEK	Triumph Street Triple 765 RS	1'37.839
11	57	A. MAHENDRA	Yamaha YZF-R9	1'37.839
12	94	L. MAHIAS	Yamaha YZF-R9	1'37.891
13	75	A. ARENAS	Yamaha YZF-R9	1'37.892
14	40	M. CASADEI	Ducati Panigale V2	1'37.927
15	64	F. CARICASULO	ZXMOTO 820RR	1'37.977
16	32	D. BAYLISS	Triumph Street Triple 765 RS	1'38.028
17	37	R. GARCIA	Yamaha YZF-R9	1'38.114
18	20	X. CARDELLUS	Yamaha YZF-R9	1'38.150
19	3	R. DE ROSA	QJMOTOR SRK 800 RS	1'38.280
20	24	M. RAMIREZ	QJMOTOR SRK 800 RS	1'38.293
21	77	D. AEGERTER	Kawasaki ZX-6R 636	1'38.326
22	70	J. WHATLEY	Ducati Panigale V2	1'38.379
23	16	A. ZACCONE	Ducati Panigale V2	1'38.417
24	91	B. JIMENEZ	Ducati Panigale V2	1'38.613
25	7	F. FARIOLI	Yamaha YZF-R9	1'38.614
26	31	Y. OKAMOTO	Yamaha YZF-R9	1'38.722
27	54	R. ROSSI	Ducati Panigale V2	1'39.093
28	4	J. KENNEDY	Honda CBR600RR	1'39.275
29	19	A. KOFLER	Yamaha YZF-R9	1'39.293
30	73	J. CRETARO	MV Agusta F3 800 RR	1'39.436
31	10	L. TACCINI	Ducati Panigale V2	1'39.443
32	25	D. KONIG	Triumph Street Triple 765 RS	1'39.483
33	88	A. GIOMBINI	MV Agusta F3 800 RR	1'39.518
34	22	A. CARRASCO	Honda CBR600RR	1'40.393

SPEED				
1	69	T. BOOTH-AMOS	Triumph Street Triple 765 RS	259,6
2	32	D. BAYLISS	Triumph Street Triple 765 RS	257,1
3	37	R. GARCIA	Yamaha YZF-R9	255,9
4	70	J. WHATLEY	Ducati Panigale V2	255,9
5	77	D. AEGERTER	Kawasaki ZX-6R 636	254,7
6	73	J. CRETARO	MV Agusta F3 800 RR	254,7
7	43	S. JESPERSEN	Ducati Panigale V2	253,5
8	10	L. TACCINI	Ducati Panigale V2	253,5
9	24	M. RAMIREZ	QJMOTOR SRK 800 RS	253,5
10	65	P. OETTL	Ducati Panigale V2	253,5
11	60	D. GEIGER	Yamaha YZF-R9	253,5
12	11	M. FERRARI	Ducati Panigale V2	252,9
13	50	D. VOSTATEK	Triumph Street Triple 765 RS	252,9
14	88	A. GIOMBINI	MV Agusta F3 800 RR	252,3
15	5	J. MASIA	Ducati Panigale V2	252,3
16	53	V. DEBISE	ZXMOTO 820RR	252,3
17	52	J. ALCOBA	Kawasaki ZX-6R 636	252,3
18	40	M. CASADEI	Ducati Panigale V2	252,3
19	16	A. ZACCONE	Ducati Panigale V2	252,3
20	54	R. ROSSI	Ducati Panigale V2	252,3
21	25	D. KONIG	Triumph Street Triple 765 RS	251,7
22	31	Y. OKAMOTO	Yamaha YZF-R9	251,7
23	57	A. MAHENDRA	Yamaha YZF-R9	251,7
24	91	B. JIMENEZ	Ducati Panigale V2	251,2
25	20	X. CARDELLUS	Yamaha YZF-R9	251,2
26	94	L. MAHIAS	Yamaha YZF-R9	250,6
27	64	F. CARICASULO	ZXMOTO 820RR	250,0
28	3	R. DE ROSA	QJMOTOR SRK 800 RS	250,0
29	7	F. FARIOLI	Yamaha YZF-R9	249,4
30	75	A. ARENAS	Yamaha YZF-R9	248,8
31	22	A. CARRASCO	Honda CBR600RR	248,3
32	19	A. KOFLER	Yamaha YZF-R9	248,3
33	61	C. ONCU	Yamaha YZF-R9	247,1
34	4	J. KENNEDY	Honda CBR600RR	246,6

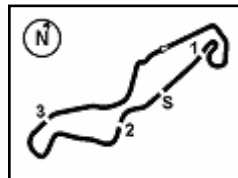
SEG. 1			SEG. 2				
1	53	V. DEBISE	31.664	1	65	P. OETTL	15.584
2	61	C. ONCU	31.799	2	53	V. DEBISE	15.628
3	60	D. GEIGER	31.834	3	11	M. FERRARI	15.659
4	65	P. OETTL	31.852	4	5	J. MASIA	15.681
5	52	J. ALCOBA	31.920	5	52	J. ALCOBA	15.688
6	94	L. MAHIAS	31.950	6	77	D. AEGERTER	15.693
7	75	A. ARENAS	31.951	7	37	R. GARCIA	15.707
8	5	J. MASIA	31.994	8	40	M. CASADEI	15.717
9	32	D. BAYLISS	32.003	9	70	J. WHATLEY	15.720
10	11	M. FERRARI	32.010	10	16	A. ZACCONE	15.723
11	50	D. VOSTATEK	32.014	11	43	S. JESPERSEN	15.759
12	57	A. MAHENDRA	32.045	12	50	D. VOSTATEK	15.768
13	20	X. CARDELLUS	32.048	13	32	D. BAYLISS	15.780
14	69	T. BOOTH-AMOS	32.055	14	10	L. TACCINI	15.785
15	43	S. JESPERSEN	32.063	15	69	T. BOOTH-AMOS	15.785
16	3	R. DE ROSA	32.072	16	57	A. MAHENDRA	15.794
17	40	M. CASADEI	32.084	17	94	L. MAHIAS	15.820
18	91	B. JIMENEZ	32.093	18	61	C. ONCU	15.831
19	64	F. CARICASULO	32.133	19	3	R. DE ROSA	15.865
20	7	F. FARIOLI	32.144	20	24	M. RAMIREZ	15.867
21	24	M. RAMIREZ	32.172	21	25	D. KONIG	15.867
22	37	R. GARCIA	32.176	22	64	F. CARICASULO	15.873
23	77	D. AEGERTER	32.253	23	75	A. ARENAS	15.881
24	70	J. WHATLEY	32.316	24	60	D. GEIGER	15.900
25	16	A. ZACCONE	32.330	25	73	J. CRETARO	15.913
26	4	J. KENNEDY	32.379	26	31	Y. OKAMOTO	15.913
27	31	Y. OKAMOTO	32.400	27	7	F. FARIOLI	15.926
28	25	D. KONIG	32.409	28	20	X. CARDELLUS	15.936
29	73	J. CRETARO	32.478	29	54	R. ROSSI	15.937
30	54	R. ROSSI	32.506	30	91	B. JIMENEZ	15.943
31	19	A. KOFLER	32.637	31	88	A. GIOMBINI	15.988
32	88	A. GIOMBINI	32.648	32	19	A. KOFLER	16.007
33	10	L. TACCINI	32.661	33	4	J. KENNEDY	16.092
34	22	A. CARRASCO	32.882	34	22	A. CARRASCO	16.259

SEG. 3			SEG. 4				
1	61	C. ONCU	27.181	1	65	P. OETTL	22.211
2	53	V. DEBISE	27.203	2	75	A. ARENAS	22.250
3	20	X. CARDELLUS	27.240	3	61	C. ONCU	22.261
4	57	A. MAHENDRA	27.284	4	53	V. DEBISE	22.290
5	94	L. MAHIAS	27.290	5	5	J. MASIA	22.337
6	65	P. OETTL	27.308	6	69	T. BOOTH-AMOS	22.373
7	52	J. ALCOBA	27.333	7	64	F. CARICASULO	22.447
8	60	D. GEIGER	27.345	8	32	D. BAYLISS	22.473
9	11	M. FERRARI	27.357	9	43	S. JESPERSEN	22.498
10	5	J. MASIA	27.369	10	40	M. CASADEI	22.500
11	64	F. CARICASULO	27.374	11	11	M. FERRARI	22.508
12	40	M. CASADEI	27.391	12	60	D. GEIGER	22.511
13	3	R. DE ROSA	27.395	13	37	R. GARCIA	22.511
14	75	A. ARENAS	27.396	14	52	J. ALCOBA	22.535
15	37	R. GARCIA	27.411	15	77	D. AEGERTER	22.552
16	43	S. JESPERSEN	27.486	16	50	D. VOSTATEK	22.554
17	50	D. VOSTATEK	27.500	17	16	A. ZACCONE	22.565
18	69	T. BOOTH-AMOS	27.505	18	94	L. MAHIAS	22.587
19	7	F. FARIOLI	27.524	19	31	Y. OKAMOTO	22.590
20	77	D. AEGERTER	27.524	20	70	J. WHATLEY	22.619
21	91	B. JIMENEZ	27.542	21	24	M. RAMIREZ	22.671
22	32	D. BAYLISS	27.542	22	57	A. MAHENDRA	22.715
23	24	M. RAMIREZ	27.550	23	20	X. CARDELLUS	22.737
24	70	J. WHATLEY	27.551	24	19	A. KOFLER	22.754
25	31	Y. OKAMOTO	27.595	25	7	F. FARIOLI	22.773
26	16	A. ZACCONE	27.606	26	3	R. DE ROSA	22.801
27	19	A. KOFLER	27.659	27	91	B. JIMENEZ	22.850
28	4	J. KENNEDY	27.677	28	54	R. ROSSI	22.891
29	88	A. GIOMBINI	27.685	29	10	L. TACCINI	22.903
30	54	R. ROSSI	27.698	30	73	J. CRETARO	22.956
31	73	J. CRETARO	27.751	31	25	D. KONIG	23.068
32	25	D. KONIG	27.859	32	4	J. KENNEDY	23.076
33	10	L. TACCINI	27.957	33	22	A. CARRASCO	23.158
34	22	A. CARRASCO	27.973	34	88	A. GIOMBINI	23.197

18/04/2026

These data/results cannot be reproduced, stored and/or transmitted in whole or in part by any manner of electronic, mechanical, photocopying, recording, broadcasting or otherwise now known or herein after developed without the previous express consent by the copyright owner, except for reproduction in daily press and regular printed publications on sale to the public within 60 days of the event related to those data/results and always provided that copyright symbol appears together as follows below.

© DORNA WSBK ORGANIZATION Srl 2026


Pirelli Dutch Round, 17-19 April 2026
Ideal Times Warm Up 1

TT Circuit Assen 4.542 m

No.	Rider	Nat	Bike	Seg. 1	Seg. 2	Seg. 3	Seg. 4	Ideal Time		
				Diff. 1	Diff. 2	Diff. 3	Diff. 4	Best Lap	Pos.	Diff.
1	53 V. DEBISE	FRA	ZXMOTO 820RR	31.664	15.628	27.203 +0.125	22.290	1'36.785 1'36.910	1	0.125
2	65 P. DETTL	GER	Ducati Panigale V2	31.852 +0.013	15.584	27.308 +0.067	22.211	1'36.955 1'37.035	2	0.080
3	61 C. ONCU	TUR	Yamaha YZF-R9	31.799	15.831	27.181 +0.012	22.261	1'37.072 1'37.084	3	0.012
4	5 J. MASIA	ESP	Ducati Panigale V2	31.994	15.681 +0.104	27.369	22.337	1'37.381 1'37.485	4	0.104
5	52 J. ALCOBA	ESP	Kawasaki ZX-6R 636	31.920 +0.141	15.688	27.333 +0.050	22.535 +0.088	1'37.476 1'37.755	8	0.279
6	75 A. ARENAS	ESP	Yamaha YZF-R9	31.951	15.881	27.396 +0.055	22.250 +0.359	1'37.478 1'37.892	13	0.414
7	11 M. FERRARI	ITA	Ducati Panigale V2	32.010 +0.076	15.659 +0.061	27.357	22.508	1'37.534 1'37.671	5	0.137
8	60 D. GEIGER	GER	Yamaha YZF-R9	31.834 +0.078	15.900 +0.045	27.345	22.511	1'37.590 1'37.713	6	0.123
9	94 L. MAHIAS	FRA	Yamaha YZF-R9	31.950 +0.138	15.820	27.290	22.587 +0.106	1'37.647 1'37.891	12	0.244
10	40 M. CASADEI	ITA	Ducati Panigale V2	32.084	15.717	27.391 +0.083	22.500 +0.152	1'37.692 1'37.927	14	0.235
11	69 T. BOOTH-AMOS	GBR	Triumph Street Triple 765 RS	32.055	15.785	27.505	22.373	1'37.718 1'37.718	7	
12	32 D. BAYLISS	AUS	Triumph Street Triple 765 RS	32.003 +0.040	15.780 +0.021	27.542 +0.057	22.473 +0.112	1'37.798 1'38.028	16	0.230
13	37 R. GARCIA	ESP	Yamaha YZF-R9	32.176	15.707 +0.172	27.411 +0.137	22.511	1'37.805 1'38.114	17	0.309
14	43 S. JESPERSEN	DEN	Ducati Panigale V2	32.063	15.759	27.486	22.498 +0.002	1'37.806 1'37.808	9	0.002
15	64 F. CARICASULO	ITA	ZXMOTO 820RR	32.133 +0.061	15.873	27.374 +0.032	22.447 +0.057	1'37.827 1'37.977	15	0.150
16	50 D. VOSTATEK	CZE	Triumph Street Triple 765 RS	32.014	15.768	27.500	22.554 +0.003	1'37.836 1'37.839	10	0.003
17	57 A. MAHENDRA	INA	Yamaha YZF-R9	32.045	15.794	27.284	22.715 +0.001	1'37.838 1'37.839	11	0.001
18	20 X. CARDELUS	AND	Yamaha YZF-R9	32.048	15.936 +0.133	27.240 +0.056	22.737	1'37.961 1'38.150	18	0.189
19	77 D. AEGERTER	SUI	Kawasaki ZX-6R 636	32.253	15.693 +0.061	27.524	22.552 +0.243	1'38.022 1'38.326	21	0.304
20	3 R. DE ROSA	ITA	QJMOTOR SRK 800 RS	32.072	15.865 +0.038	27.395 +0.109	22.801	1'38.133 1'38.280	19	0.147
21	70 J. WHATLEY	GBR	Ducati Panigale V2	32.316 +0.173	15.720	27.551	22.619	1'38.206 1'38.379	22	0.173
22	16 A. ZACCONE	ITA	Ducati Panigale V2	32.330 +0.005	15.723	27.606 +0.188	22.565	1'38.224 1'38.417	23	0.193
23	24 M. RAMIREZ	ESP	QJMOTOR SRK 800 RS	32.172	15.867 +0.033	27.550	22.671	1'38.260 1'38.293	20	0.033
24	7 F. FARIOLI	ITA	Yamaha YZF-R9	32.144 +0.065	15.926 +0.044	27.524 +0.002	22.773 +0.136	1'38.367 1'38.614	25	0.247
25	91 B. JIMENEZ	ESP	Ducati Panigale V2	32.093 +0.053	15.943	27.542 +0.052	22.850 +0.080	1'38.428 1'38.613	24	0.185
26	31 Y. OKAMOTO	JPN	Yamaha YZF-R9	32.400	15.913 +0.039	27.595	22.590 +0.185	1'38.498 1'38.722	26	0.224
27	54 R. ROSSI	ITA	Ducati Panigale V2	32.506 +0.061	15.937	27.698	22.891	1'39.032 1'39.093	27	0.061
28	19 A. KOFLER	AUT	Yamaha YZF-R9	32.637 +0.006	16.007 +0.230	27.659	22.754	1'39.057 1'39.293	29	0.236
29	73 J. CRETARO	ITA	MV Agusta F3 800 RR	32.470	15.913 +0.213	27.751	22.956 +0.133	1'39.090 1'39.436	30	0.346
30	25 D. KONIG	CZE	Triumph Street Triple 765 RS	32.409 +0.040	15.867 +0.188	27.859	23.068 +0.052	1'39.203 1'39.483	32	0.280
31	4 J. KENNEDY	IRL	Honda CBR600RR	32.379	16.092	27.677	23.076 +0.051	1'39.224 1'39.275	28	0.051
32	10 L. TACCINI	ITA	Ducati Panigale V2	32.661	15.785 +0.137	27.957	22.903	1'39.306 1'39.443	31	0.137
33	88 A. GIOMBINI	ITA	MV Agusta F3 800 RR	32.648	15.988	27.685	23.197	1'39.518 1'39.518	33	
34	22 A. CARRASCO	ESP	Honda CBR600RR	32.882	16.259 +0.034	27.973	23.158 +0.087	1'40.272 1'40.393	34	0.121
Overall Ideal Time				31.664	15.584	27.181	22.211	1'36.640		

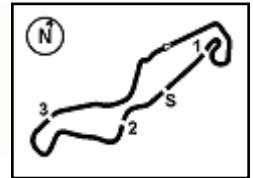
18/04/2026

These data/results cannot be reproduced, stored and/or transmitted in whole or in part by any manner of electronic, mechanical, photocopying, recording, broadcasting or otherwise now known or herein after developed without the previous express consent by the copyright owner, except for reproduction in daily press and regular printed publications on sale to the public within 60 days of the event related to those data/results and always provided that copyright symbol appears together as follows below.

© DORNA WSBK ORGANIZATION Srl 2026

FICR PERUGIA TIMING





TT Circuit Assen 4.542 m

Pirelli Dutch Round, 17-19 April 2026
Chronological Analysis Warm Up 1

1 / 3

1° 53 V. DEBISE (1'36.910)							
Lap	Seg1	Seg2	Seg3	Seg4	Lap Time	km/h	Local Time
		16.067	27.381	22.466		247,1	10:16'41.440
1	31.853	15.653	27.214	22.639	1'37.359	252,3	10:18'18.799
2	31.965	15.737	27.310	22.608	1'37.620	250,0	10:19'56.419
3	31.751	15.672	27.247	22.311	1'36.981	248,3	10:21'33.400
4	31.728	15.740	27.218	22.384	1'37.070	248,8	10:23'10.470
5	31.664	15.628	27.328	22.290	1'36.910	250,6	10:24'47.380
6	31.710	15.751	27.203	22.405	1'37.069	251,2	10:26'24.449

2° 65 P. DETTL (1'37.035)							
Lap	Seg1	Seg2	Seg3	Seg4	Lap Time	km/h	Local Time
		15.976	27.771	22.591		250,6	10:17'13.374
1	32.124	15.647	27.344	22.377	1'37.492	253,5	10:18'50.866
2	31.852	15.645	27.308	22.336	1'37.141	253,5	10:20'28.007
3	31.865	15.584	27.375	22.211	1'37.035	252,3	10:22'05.042
4	31.997	15.634	27.415	22.592	1'37.638	253,5	10:23'42.680
5	32.646	15.699	27.489	22.664	1'38.498	252,9	10:25'21.178

3° 61 C. ONCU (1'37.084)							
Lap	Seg1	Seg2	Seg3	Seg4	Lap Time	km/h	Local Time
		16.240	27.584	22.523		244,3	10:16'38.921
1	32.263	15.953	27.426	22.350	1'37.992C	245,5	10:18'16.913
2	31.834	15.928	27.181	22.443	1'37.386	247,1	10:19'54.299
3	31.806	15.957	27.216	22.284	1'37.263	246,0	10:21'31.562
4	31.799	15.831	27.193	22.261	1'37.084	246,0	10:23'08.646
5	31.910	15.958	27.353	22.615	1'37.836	245,5	10:24'46.482
6	31.987	15.970	27.355	22.387	1'37.699	246,6	10:26'24.181

4° 5 J. MASIA (1'37.485)							
Lap	Seg1	Seg2	Seg3	Seg4	Lap Time	km/h	Local Time
		16.167	28.267	22.965		248,8	10:17'07.443
1	32.138	15.856	27.511	22.612	1'38.117	251,2	10:18'45.560
2	32.197	15.837	27.571	22.490	1'38.095	251,2	10:20'23.655
3	32.010	15.755	27.384	22.450	1'37.599	252,3	10:22'01.254
4	31.994	15.785	27.369	22.337	1'37.485	251,2	10:23'38.739
5	32.782	15.681	27.605	22.511	1'38.579	252,3	10:25'17.318

5° 11 M. FERRARI (1'37.671)							
Lap	Seg1	Seg2	Seg3	Seg4	Lap Time	km/h	Local Time
		16.035	28.228	22.885		252,3	10:16'47.641
1	32.265	15.659	27.542	22.740	1'38.206	252,9	10:18'25.847
2	32.594	15.745	27.444	22.658	1'38.441	250,6	10:20'04.288
3	32.086	15.720	27.357	22.508	1'37.671	251,7	10:21'41.959
4	32.056	15.768	27.830	22.762	1'38.416	248,8	10:23'20.375
5	32.010	15.725	27.552	22.629	1'37.916	248,8	10:24'58.291
6	32.153	15.905	27.423	22.612	1'38.093	250,0	10:26'36.384

6° 60 D. GEIGER (1'37.713)							
Lap	Seg1	Seg2	Seg3	Seg4	Lap Time	km/h	Local Time
		16.876	28.780	24.215		242,7	10:17'27.144
1	32.455	16.017	27.439	22.679	1'38.590	249,4	10:19'05.734
2	31.912	15.945	27.345	22.511	1'37.713	250,0	10:20'43.447
3	31.834	15.900	27.578	22.849	1'38.161	253,5	10:22'21.608
4	32.290	15.919	27.472	22.774	1'38.455	252,9	10:24'00.063
5	32.112	15.987	27.694	22.651	1'38.444C	251,2	10:25'38.507

7° 69 T. BOOTH-AMOS (1'37.718)							
Lap	Seg1	Seg2	Seg3	Seg4	Lap Time	km/h	Local Time
		16.203	28.331	23.241		254,1	10:17'26.993
1	35.044	15.957	27.918	22.739	1'41.658	254,7	10:19'08.651
2	32.380	15.849	27.692	22.503	1'38.424	259,6	10:20'47.075

3	32.353	15.839	27.580	22.489	1'38.261	254,1	10:22'25.336
4	32.055	15.785	27.505	22.373	1'37.718	254,7	10:24'03.054
5	33.276	15.940	27.901	23.679	1'40.796C	255,9	10:25'43.850

8° 52 J. ALCOBA (1'37.755)							
Lap	Seg1	Seg2	Seg3	Seg4	Lap Time	km/h	Local Time
		15.955	27.979	22.757		247,7	10:17'14.356
1	32.111	15.752	27.432	22.535	1'37.830	252,3	10:18'52.186
2	31.920	15.705	27.333	22.510	1'37.468C	252,3	10:20'29.654
3	32.061	15.688	27.383	22.623	1'37.755	251,2	10:22'07.409
4	32.048	15.709	27.391	22.629	1'37.777	249,4	10:23'45.186
5	32.218	15.717	27.347	22.574	1'37.856C	251,2	10:25'23.042

9° 43 S. JESPERSEN (1'37.808)							
Lap	Seg1	Seg2	Seg3	Seg4	Lap Time	km/h	Local Time
		16.136	27.997	22.690		247,1	10:16'40.275
1	32.238	15.854	27.684	22.676	1'38.452	248,8	10:18'18.727
2	32.525	15.776	27.508	22.568	1'38.377	253,5	10:19'57.104
3	32.063	15.759	27.486	22.500	1'37.808	249,4	10:21'34.912
4	32.120	15.819	27.621	22.498	1'38.058	246,6	10:23'12.970
5	32.089	15.851	27.708	22.610	1'38.258	248,8	10:24'51.228
6	32.209	15.998	27.894	22.948	1'39.049	248,3	10:26'30.277

10° 50 O. VOSTATEK (1'37.839)							
Lap	Seg1	Seg2	Seg3	Seg4	Lap Time	km/h	Local Time
		16.052	28.030	23.346		250,0	10:17'08.155
1	32.114	15.843	27.566	22.669	1'38.192	251,7	10:18'46.347
2	32.034	15.788	27.528	22.623	1'37.973	248,8	10:20'24.320
3	32.014	15.768	27.500	22.557	1'37.839	251,2	10:22'02.159
4	32.014	15.768	27.535	22.554	1'37.871	251,2	10:23'40.030
5	32.292	15.835	27.726	22.851	1'38.704	252,9	10:25'18.734

11° 57 A. MAHENDRA (1'37.839)							
Lap	Seg1	Seg2	Seg3	Seg4	Lap Time	km/h	Local Time
		16.303	28.164	23.502		247,7	10:17'08.940
1	32.045	15.794	27.284	22.716	1'37.839	251,7	10:18'46.779
2	32.556	16.287	27.641	22.840	1'39.324	244,3	10:20'26.103
3	32.051	15.991	27.425	22.778	1'38.245	248,3	10:22'04.348
4	32.153	15.973	27.391	22.959	1'38.476	248,3	10:23'42.824
5	32.903	16.010	27.519	22.715	1'39.147	251,7	10:25'21.971

12° 94 L. MAHIAS (1'37.891)							
Lap	Seg1	Seg2	Seg3	Seg4	Lap Time	km/h	Local Time
		16.290	27.920	22.949		242,7	10:17'22.102
1	32.088	15.820	27.290	22.693	1'37.891	248,3	10:18'59.993
2	31.950	16.033	27.320	22.721	1'38.024	250,6	10:20'38.017
3	32.591	15.902	27.452	22.656	1'38.601	247,1	10:22'16.618
4	32.080	15.941	27.355	22.587	1'37.963	246,6	10:23'54.581
5	32.227	15.934	27.319	22.757	1'38.237C	246,6	10:25'32.818

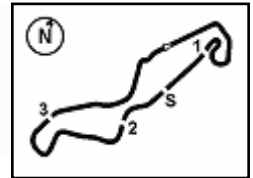
13° 75 A. ARENAS (1'37.892)							
Lap	Seg1	Seg2	Seg3	Seg4	Lap Time	km/h	Local Time
		16.456	27.883	22.944		244,9	10:17'20.739
1	32.430	15.892	27.653	22.911	1'38.886	248,8	10:18'59.625
2	32.113	15.985	27.396	22.757	1'38.251	247,7	10:20'37.876
3	31.951	15.881	27.451	22.609	1'37.892	247,1	10:22'15.768
4	33.801	15.945	27.536	22.250	1'39.532	248,8	10:23'55.300
5	32.409	15.903	27.445	22.646	1'38.403C	248,8	10:25'33.703

14° 40 M. CASADEI (1'37.927)							
Lap	Seg1	Seg2	Seg3	Seg4	Lap Time	km/h	Local Time
		16.503	28.009	23.339		243,2	10:17'08.415

18/04/2026 P = Pits In/Out - C = Lap Time Cancelled

These data/results cannot be reproduced, stored and/or transmitted in whole or in part by any manner of electronic, mechanical, photocopying, recording, broadcasting or otherwise now known or herein after developed without the previous express consent by the copyright owner, except for reproduction in daily press and regular printed publications on sale to the public within 60 days of the event related to those data/results and always provided that copyright symbol appears together as follows below.

© DORNA WSBK ORGANIZATION Srl 2026



Pirelli Dutch Round, 17-19 April 2026
Chronological Analysis Warm Up 1

1	32.256	15.816	27.391	22.723	1'38.186	250,6	10:18'46.601
2	32.131	15.742	27.503	22.567	1'37.943	251,2	10:20'24.544
3	32.084	15.717	27.474	22.652	1'37.927	252,3	10:22'02.471
4	32.086	16.249	27.594	22.500	1'38.429	251,2	10:23'40.900
5	32.700	15.779	27.579	22.920	1'38.978C	250,6	10:25'19.878

15° 64 F. CARICASULO [1'37.977]							
Lap	Seg.1	Seg.2	Seg.3	Seg.4	Lap Time	km/h	Local Time
		16.289	27.593	22.653		248,3	10:16'42.891
1	32.216	16.067	27.730	22.799	1'38.812	246,6	10:18'21.703
2	32.293	16.139	27.633	22.750	1'38.815	244,9	10:20'00.518
3	32.133	15.960	27.583	22.810	1'38.486	247,7	10:21'39.004
4	35.389	15.939	27.507	22.749	1'41.584	248,3	10:23'20.588
5	32.194	15.873	27.406	22.504	1'37.977	248,8	10:24'58.565
6	32.261	15.963	27.374	22.447	1'38.045	250,0	10:26'36.610

16° 32 O. BAYLISS [1'38.028]							
Lap	Seg.1	Seg.2	Seg.3	Seg.4	Lap Time	km/h	Local Time
		16.429	28.032	22.955		256,5	10:16'50.011
1	32.528	16.394	34.573	23.175	1'46.670	244,9	10:18'36.681
2	32.130	15.931	27.582	22.473	1'38.116	256,5	10:20'14.797
3	32.003	15.780	27.637	23.277	1'38.697	257,1	10:21'53.494
4	32.288	15.906	27.542	22.643	1'38.379	251,7	10:23'31.873
5	32.043	15.801	27.599	22.585	1'38.028	255,3	10:25'09.901

17° 37 R. GARCIA [1'38.114]							
Lap	Seg.1	Seg.2	Seg.3	Seg.4	Lap Time	km/h	Local Time
		16.696	28.506	23.635		249,4	10:16'54.313
1	32.492	15.865	27.950	22.849	1'39.156	253,5	10:18'33.469
2	32.754	15.707	27.676	22.688	1'38.825	253,5	10:20'12.294
3	32.424	15.917	27.487	22.810	1'38.638	251,2	10:21'50.932
4	32.394	15.808	27.411	22.526	1'38.139	255,9	10:23'29.071
5	32.176	15.879	27.548	22.511	1'38.114	248,8	10:25'07.185

18° 20 X. CARDELUS [1'38.150]							
Lap	Seg.1	Seg.2	Seg.3	Seg.4	Lap Time	km/h	Local Time
		16.385	29.131	23.876		250,0	10:16'52.965
1	32.599	16.109	27.416	22.801	1'38.925	251,2	10:18'31.890
2	32.287	15.995	27.608	22.850	1'38.740	248,3	10:20'10.630
3	32.414	15.936	27.389	23.455	1'39.194	247,7	10:21'49.824
4	32.193	16.087	27.240	22.745	1'38.265	245,5	10:23'28.089
5	32.048	16.069	27.296	22.737	1'38.150	243,8	10:25'06.239

19° 3 R. DE ROSA [1'38.280]							
Lap	Seg.1	Seg.2	Seg.3	Seg.4	Lap Time	km/h	Local Time
		16.566	28.734	23.414		247,1	10:16'46.798
1	32.365	15.931	27.549	23.108	1'38.953	247,1	10:18'25.751
2	32.955	15.916	27.395	22.876	1'39.142	248,8	10:20'04.893
3	32.072	15.903	27.504	22.801	1'38.280	250,0	10:21'43.173
4	32.194	15.894	27.508	22.870	1'38.466	247,7	10:23'21.639
5	32.198	15.865	27.492	22.808	1'38.363	249,4	10:25'00.002

20° 24 M. RAMIREZ [1'38.293]							
Lap	Seg.1	Seg.2	Seg.3	Seg.4	Lap Time	km/h	Local Time
		16.631	30.833	23.402		250,6	10:16'48.459
1	36.044	16.000	28.237	22.956	1'43.237	252,3	10:18'31.696
2	32.269	15.969	27.788	22.817	1'38.843	253,5	10:20'10.539
3	32.204	15.867	27.705	22.692	1'38.468	252,9	10:21'49.007
4	32.172	15.900	27.550	22.671	1'38.293	252,9	10:23'27.300
5							

21° 77 D. AEGERTER [1'38.326]							
Lap	Seg.1	Seg.2	Seg.3	Seg.4	Lap Time	km/h	Local Time
		16.611	28.566	23.164		251,2	10:16'53.765
1	32.869	15.923	27.992	22.779	1'39.563	254,7	10:18'33.328
2	33.074	16.061	34.143	23.480	1'46.758	246,0	10:20'20.086
3	32.253	15.754	27.524	22.795	1'38.326	254,7	10:21'58.412
4	32.611	15.693	27.684	22.634	1'38.622	254,1	10:23'37.034
5	32.506	15.807	27.793	22.552	1'38.658	252,9	10:25'15.692

22° 70 J. WHATLEY [1'38.379]							
Lap	Seg.1	Seg.2	Seg.3	Seg.4	Lap Time	km/h	Local Time
		16.540	28.187	22.832		250,0	10:16'50.281
1	32.608	16.298	34.938	22.952	1'46.796	255,3	10:18'37.077
2	32.332	15.751	27.576	22.526	1'38.185C	251,2	10:20'15.262
3	32.316	15.761	27.586	22.952	1'38.615C	252,3	10:21'53.877
4	32.693	15.879	27.647	22.669	1'38.888C	255,9	10:23'32.765
5	32.489	15.720	27.551	22.619	1'38.379	252,9	10:25'11.144

23° 16 A. ZACCONE [1'38.417]							
Lap	Seg.1	Seg.2	Seg.3	Seg.4	Lap Time	km/h	Local Time
		16.469	28.950	23.569		251,7	10:16'53.341
1	33.076	15.870	27.995	22.954	1'39.895	250,6	10:18'33.236
2	32.523	15.735	27.732	22.763	1'38.753	251,2	10:20'11.989
3	32.645	15.823	27.606	22.775	1'38.849	250,0	10:21'50.838
4	32.330	16.080	27.946	23.254	1'39.610	252,3	10:23'30.448
5	32.335	15.723	27.794	22.565	1'38.417	251,7	10:25'08.865

24° 91 B. JIMENEZ [1'38.613]							
Lap	Seg.1	Seg.2	Seg.3	Seg.4	Lap Time	km/h	Local Time
		16.759	28.824	23.618		247,7	10:16'49.094
1	33.255	16.274	27.798	23.072	1'40.399	250,6	10:18'29.493
2	32.397	16.095	27.542	22.988	1'39.022C	251,2	10:20'08.515
3	32.146	15.943	27.594	22.930	1'38.613	250,0	10:21'47.128
4	32.093	16.102	27.577	22.991	1'38.763	249,4	10:23'25.891
5	32.123	16.027	27.629	22.850	1'38.629	250,0	10:25'04.520

25° 7 F. FARIOLI [1'38.614]							
Lap	Seg.1	Seg.2	Seg.3	Seg.4	Lap Time	km/h	Local Time
		16.403	28.713	22.867		249,4	10:16'51.122
1	32.412	15.941	27.794	22.773	1'38.920	248,3	10:18'30.042
2	32.144	15.926	32.422	28.629	1'49.121	248,8	10:20'19.163
3	32.454	15.996	27.524	22.799	1'38.773	247,7	10:21'57.936
4	32.209	15.970	27.526	22.909	1'38.614	244,9	10:23'36.550
5	32.665	16.139	28.173	23.168	1'40.145C	246,6	10:25'16.695

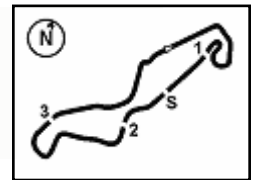
26° 31 Y. OKAMOTO [1'38.722]							
Lap	Seg.1	Seg.2	Seg.3	Seg.4	Lap Time	km/h	Local Time
		16.551	28.456	23.233		251,7	10:16'52.229
1	33.687	16.019	28.010	22.930	1'40.646	250,6	10:18'32.875
2	32.400	15.952	27.595	22.775	1'38.722	249,4	10:20'11.597
3	32.533	15.913	27.671	22.825	1'38.942	248,3	10:21'50.539
4	32.457	16.039	27.834	22.707	1'39.037	248,3	10:23'29.576
5	32.517	15.975	27.745	22.590	1'38.827	247,7	10:25'08.403

27° 54 R. ROSSI [1'39.093]							
Lap	Seg.1	Seg.2	Seg.3	Seg.4	Lap Time	km/h	Local Time
		16.562	30.838	23.728		250,6	10:16'49.424
1	33.043	16.327	34.225	24.223	1'47.818	245,5	10:18'37.242
2	32.567	15.937	27.698	22.891	1'39.093	252,3	10:20'16.335
3	32.506	16.023	27.791	23.002	1'39.322	250,0	10:21'55.657
4	35.776	16.140	27.873	23.079	1'42.868	251,7	10:23'38.525
5	33.117	15.946	27.835	23.139	1'40.037	249,4	10:25'18.562

18/04/2026 P = Pits In/Out - C = Lap Time Cancelled

These data/results cannot be reproduced, stored and/or transmitted in whole or in part by any manner of electronic, mechanical, photocopying, recording, broadcasting or otherwise now known or herein after developed without the previous express consent by the copyright owner, except for reproduction in daily press and regular printed publications on sale to the public within 60 days of the event related to those data/results and always provided that copyright symbol appears together as follows below.

© DORNA WSBK ORGANIZATION Srl 2026



5 32.814 16.375 28.343 24.071 1'41.603C 246,6 10:25'44.229

28° 4 J. KENNEDY [1'39.275]

Lap	Seg.1	Seg.2	Seg.3	Seg.4	Lap Time	km/h	Local Time
		16.696	28.608	23.765		241,1	10:17'19.290
1	32.849	16.330	27.939	23.485	1'40.603	243,8	10:18'59.893
2	32.848	16.119	27.741	23.113	1'39.821	246,6	10:20'39.714
3	32.379	16.092	27.677	23.127	1'39.275	245,5	10:22'18.989
4	35.347	16.106	27.683	23.076	1'42.212	246,6	10:24'01.201
5	32.359	16.169	27.633	23.044	1'39.205C	244,9	10:25'40.406

29° 19 A. KOFLER [1'39.293]

Lap	Seg.1	Seg.2	Seg.3	Seg.4	Lap Time	km/h	Local Time
		16.580	30.818	23.453		246,6	10:16'48.648
1	33.527	16.896	33.429	25.521	1'49.373	227,4	10:18'38.021
2	32.792	16.288	28.089	23.128	1'40.297	245,5	10:20'18.318
3	32.637	16.170	27.914	23.193	1'39.914	246,0	10:21'58.232
4	32.643	16.237	27.659	22.754	1'39.293	246,6	10:23'37.525
5	34.400	16.007	27.825	23.654	1'41.886C	248,3	10:25'19.411

30° 73 J. CRETARO [1'39.436]

Lap	Seg.1	Seg.2	Seg.3	Seg.4	Lap Time	km/h	Local Time
		16.471	28.645	23.295		250,0	10:16'51.739
1	35.478	15.984	28.074	23.032	1'42.568	252,3	10:18'34.307
2	32.576	15.913	27.927	23.069	1'39.485	252,9	10:20'13.792
3	32.470	16.126	27.751	23.089	1'39.436	254,7	10:21'53.228
4	32.689	15.988	27.859	22.956	1'39.492	248,8	10:23'32.720
5	32.776	15.819	27.871	23.123	1'39.589C	252,9	10:25'12.309

31° 10 L. TACCINI [1'39.443]

Lap	Seg.1	Seg.2	Seg.3	Seg.4	Lap Time	km/h	Local Time
		16.923	28.933	23.399		247,1	10:16'51.439
1	33.950	16.161	28.221	23.275	1'41.607	247,7	10:18'33.046
2	32.928	15.785	27.959	22.947	1'39.619C	251,7	10:20'12.665
3	33.264	16.240	27.974	23.562	1'41.040	247,7	10:21'53.705
4	32.661	15.922	27.957	22.903	1'39.443	248,8	10:23'33.148
5	33.437	16.027	28.026	23.711	1'41.201C	253,5	10:25'14.349

32° 25 O. KONIG [1'39.483]

Lap	Seg.1	Seg.2	Seg.3	Seg.4	Lap Time	km/h	Local Time
		16.402	28.625	23.263		251,7	10:16'52.075
1	34.855	16.667	28.407	23.250	1'43.179	233,8	10:18'35.254
2	32.449	16.055	27.859	23.120	1'39.483	250,0	10:20'14.737
3	32.409	15.867	33.050	23.094	1'44.420	250,0	10:21'59.157
4	32.631	15.952	32.432	25.626	1'46.641	251,2	10:23'45.798
5	32.854	16.119	27.983	23.068	1'40.024	248,3	10:25'25.822

33° 88 A. GIOMBINI [1'39.518]

Lap	Seg.1	Seg.2	Seg.3	Seg.4	Lap Time	km/h	Local Time
		16.261	28.572	23.724		246,0	10:16'44.701
1	32.778	16.235	28.114	23.682	1'40.809	247,1	10:18'25.510
2	34.303	16.130	30.148	27.264	1'47.845	247,7	10:20'13.355
3	32.812	16.526	27.893	23.551	1'40.782	252,3	10:21'54.137
4	32.648	15.988	27.685	23.197	1'39.518	251,7	10:23'33.655
5	32.650	16.133	27.933	23.550	1'40.266C	249,4	10:25'13.921

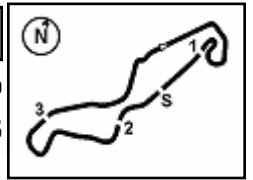
34° 22 A. CARRASCO [1'40.393]

Lap	Seg.1	Seg.2	Seg.3	Seg.4	Lap Time	km/h	Local Time
		16.645	28.424	23.586		245,5	10:17'19.587
1	32.902	16.259	28.189	23.337	1'40.687	248,3	10:19'00.274
2	33.176	16.261	28.024	23.290	1'40.751	247,7	10:20'41.025
3	33.375	16.305	28.370	23.158	1'41.208	246,0	10:22'22.233
4	32.882	16.293	27.973	23.245	1'40.393	248,3	10:24'02.626

18/04/2026 P = Pits In/Out - C = Lap Time Cancelled

These data/results cannot be reproduced, stored and/or transmitted in whole or in part by any manner of electronic, mechanical, photocopying, recording, broadcasting or otherwise now known or herein after developed without the previous express consent by the copyright owner, except for reproduction in daily press and regular printed publications on sale to the public within 60 days of the event related to those data/results and always provided that copyright symbol appears together as follows below.

© DORNA WSBK ORGANIZATION Srl 2026



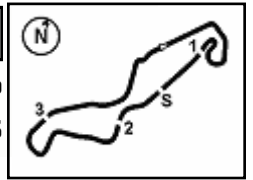
Pirelli Dutch Round, 17-19 April 2026
Best Laps & Speeds

No.	Rider Bike	Nat	Best Lap		FP		SP		WUP1										
			LL	SPD	LL	SPD	LL	SPD	LL	SPD									LL
1	94 L. MAHIAS Yamaha YZF-R9	FRA	1'36.490 38 254,1		1'38.263 18 247,1		1'36.490 15 254,1		1'37.891 5 250,6										
2	53 V. DEBISE ZXMOTO 820RR	FRA	1'36.561 38 253,5		1'37.356 17 253,5		1'36.561 15 253,5		1'36.910 6 252,3										
3	75 A. ARENAS Yamaha YZF-R9	ESP	1'36.572 40 255,3		1'37.821 19 251,2		1'36.572 16 255,3		1'37.892 5 248,8										
4	69 T. BOOTH-AMOS Triumph Street Triple 765 RS	GBR	1'36.600 37 261,5		1'37.238 17 257,1		1'36.600 15 261,5		1'37.718 5 259,6										
5	61 C. ONCU Yamaha YZF-R9	TUR	1'36.628 43 256,5		1'37.010 20 248,3		1'36.628 17 256,5		1'37.084 6 247,1										
6	16 A. ZACCONE Ducati Panigale V2	ITA	1'36.646 35 258,4		1'37.833 16 253,5		1'36.646 14 258,4		1'38.417 5 252,3										
7	40 M. CASADEI Ducati Panigale V2	ITA	1'36.658 38 257,1		1'38.480 18 251,2		1'36.658 15 257,1		1'37.927 5 252,3										
8	65 P. OETTL Ducati Panigale V2	GER	1'36.667 43 259,6		1'37.900 21 259,6		1'36.667 17 259,6		1'37.035 5 253,5										
9	5 J. MASIA Ducati Panigale V2	ESP	1'36.872 34 257,1		1'37.794 14 254,7		1'36.872 15 257,1		1'37.485 5 252,3										
10	43 S. JESPERSEN Ducati Panigale V2	DEN	1'36.979 42 257,8		1'38.074 20 254,1		1'36.979 16 257,8		1'37.808 6 253,5										
11	77 D. AEGERTER Kawasaki ZX-6R 636	SUI	1'37.045 41 259,0		1'38.363 17 252,9		1'37.045 19 259,0		1'38.326 5 254,7										
12	11 M. FERRARI Ducati Panigale V2	ITA	1'37.134 44 264,1		1'37.426 19 255,3		1'37.134 19 264,1		1'37.671 6 252,9										
13	24 M. RAMIREZ QJMOTOR SRK 800 RS	ESP	1'37.225 43 259,6		1'38.190 20 254,7		1'37.225 19 259,6		1'38.293 4 253,5										
14	52 J. ALCOBA Kawasaki ZX-6R 636	ESP	1'37.363 36 256,5		1'37.430 15 256,5		1'37.363 16 253,5		1'37.755 5 252,3										
15	37 R. GARCIA Yamaha YZF-R9	ESP	1'37.391 37 255,9		1'38.947 17 255,9		1'37.391 15 252,9		1'38.114 5 255,9										
16	7 F. FARIOLI Yamaha YZF-R9	ITA	1'37.426 41 252,9		1'37.802 18 251,2		1'37.426 18 252,9		1'38.614 5 249,4										
17	60 D. GEIGER Yamaha YZF-R9	GER	1'37.559 28 263,4		1'37.972 8 258,4		1'37.559 15 263,4		1'37.713 5 253,5										
18	50 O. VOSTATEK Triumph Street Triple 765 RS	CZE	1'37.613 40 257,1		1'37.859 17 251,7		1'37.613 18 257,1		1'37.839 5 252,9										
19	32 O. BAYLISS Triumph Street Triple 765 RS	AUS	1'37.649 42 261,5		1'38.233 17 256,5		1'37.649 20 261,5		1'38.028 5 257,1										
20	64 F. CARICASULO ZXMOTO 820RR	ITA	1'37.672 31 252,9		1'38.257 15 249,4		1'37.672 10 252,9		1'37.977 6 250,0										
21	31 Y. OKAMOTO Yamaha YZF-R9	JPN	1'37.681 40 254,1		1'38.536 16 250,0		1'37.681 19 254,1		1'38.722 5 251,7										
22	57 A. MAHENDRA Yamaha YZF-R9	INA	1'37.682 38 255,9		1'38.259 17 251,7		1'37.682 16 255,9		1'37.839 5 251,7										
23	3 R. DE ROSA QJMOTOR SRK 800 RS	ITA	1'37.741 40 254,1		1'38.517 16 250,6		1'37.741 19 254,1		1'38.280 5 250,0										
24	70 J. WHATLEY Ducati Panigale V2	GBR	1'37.786 42 255,9		1'38.726 19 254,7		1'37.786 18 254,1		1'38.379 5 255,9										
25	4 J. KENNEDY Honda CBR600RR	IRL	1'37.891 39 252,9		1'38.448 16 248,8		1'37.891 18 252,9		1'39.275 5 246,6										

18/04/2026

These data/results cannot be reproduced, stored and/or transmitted in whole or in part by any manner of electronic, mechanical, photocopying, recording, broadcasting or otherwise now known or herein after developed without the previous express consent by the copyright owner, except for reproduction in daily press and regular printed publications on sale to the public within 60 days of the event related to those data/results and always provided that copyright symbol appears together as follows below.

© DORNA WSBK ORGANIZATION Srl 2026

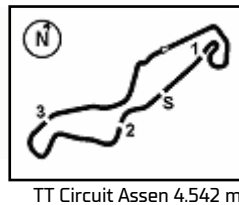

Pirelli Dutch Round, 17-19 April 2026
Best Laps & Speeds

No.	Rider Bike	Nat	Best Lap		FP		SP		WUP1							
			LL	SPD	LL	SPD	LL	SPD	LL	SPD						
26	19 A. KOFLER Yamaha YZF-R9	AUT	1'38.124 42 254,1		1'39.354 19 250,0		1'38.124 18 254,1		1'39.293 5 248,3							
27	20 X. CARDELUS Yamaha YZF-R9	AND	1'38.150 26 254,7		1'38.773 20 254,7		1'38.541 1 252,9		1'38.150 5 251,2							
28	54 R. ROSSI Ducati Panigale V2	ITA	1'38.173 39 254,7		1'39.366 19 253,5		1'38.173 15 254,7		1'39.093 5 252,3							
29	91 B. JIMENEZ Ducati Panigale V2	ESP	1'38.192 40 254,1		1'40.541 21 251,7		1'38.192 14 254,1		1'38.613 5 251,2							
30	10 L. TACCINI Ducati Panigale V2	ITA	1'38.499 39 255,9		1'39.263 16 253,5		1'38.499 18 255,9		1'39.443 5 253,5							
31	25 O. KONIG Triumph Street Triple 765 RS	CZE	1'38.877 38 255,3		1'39.129 17 252,9		1'38.877 16 255,3		1'39.483 5 251,7							
32	22 A. CARRASCO Honda CBR600RR	ESP	1'39.092 40 252,3		1'40.420 18 250,6		1'39.092 17 252,3		1'40.393 5 248,3							
33	73 J. CRETARO MV Agusta F3 800 RR	ITA	1'39.252 35 254,7		1'40.139 16 247,1		1'39.252 14 250,0		1'39.436 5 254,7							
34	88 A. GIOMBINI MV Agusta F3 800 RR	ITA	1'39.518 26 254,1		1'41.298 5 250,0		1'39.668 16 254,1		1'39.518 5 252,3							

18/04/2026


These data/results cannot be reproduced, stored and/or transmitted in whole or in part by any manner of electronic, mechanical, photocopying, recording, broadcasting or otherwise now known or herein after developed without the previous express consent by the copyright owner, except for reproduction in daily press and regular printed publications on sale to the public within 60 days of the event related to those data/results and always provided that copyright symbol appears together as follows below.

© DORNA WSBK ORGANIZATION Srl 2026




Pirelli Dutch Round, 17-19 April 2026
Weather Report Warm Up 1
Session started 10:15 - Session ended 10:27


Air Temperature



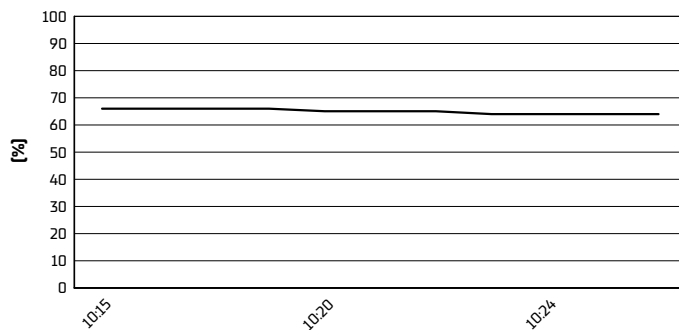
Track Temperature



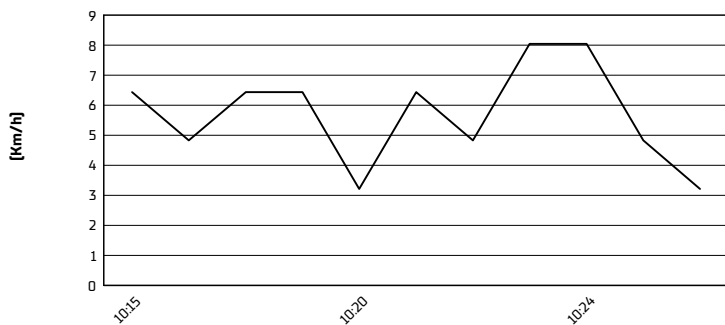
Air Pressure



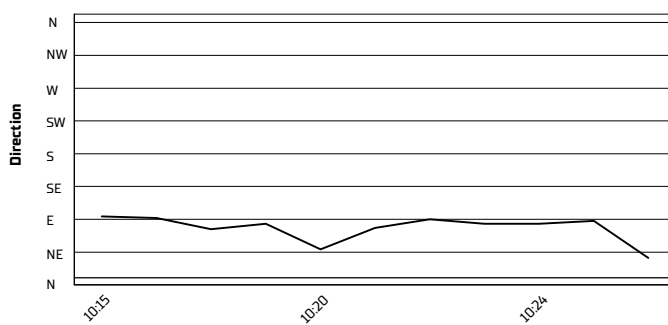
Humidity



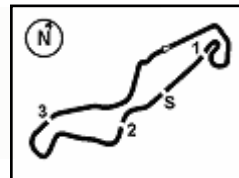
Wind Speed



Wind Direction



18/04/2026
These data/results cannot be reproduced, stored and/or transmitted in whole or in part by any manner of electronic, mechanical, photocopying, recording, broadcasting or otherwise now known or herein after developed without the previous express consent by the copyright owner, except for reproduction in daily press and regular printed publications on sale to the public within 60 days of the event related to those data/results and always provided that copyright symbol appears together as follows below.
© DORNA WSBK ORGANIZATION Srl 2026



TT Circuit Assen 4.542 m

Pirelli Dutch Round, 17-19 April 2026

Starting Grid - Race 1 (18 Laps x 4,542 km = 81,756 km)

1	1	94 MAHIAS L. Yamaha 1'36.490	2	53 DEBISE V. ZXMOTO 1'36.561	3	75 ARENAS A. Yamaha 1'36.572
2	4	69 BOOTH-AMOS T. Triumph 1'36.600	5	61 ONCU C. Yamaha 1'36.628	6	16 ZACCONE A. Ducati 1'36.646
3	7	65 OETTL P. Ducati 1'36.667	8	5 MASIA J. Ducati 1'36.872	9	43 JESPERSEN S. Ducati 1'36.979
4	10	* 40 CASADEI M. Ducati 1'36.658	11	77 AEGERTER D. Kawasaki 1'37.045	12	11 FERRARI M. Ducati 1'37.134
5	13	24 RAMIREZ M. QJMOTOR 1'37.225	14	52 ALCOBA J. Kawasaki 1'37.363	15	37 GARCIA R. Yamaha 1'37.391
6	16	7 FARIOLI F. Yamaha 1'37.426	17	60 GEIGER D. Yamaha 1'37.559	18	50 VOSTATEK O. Triumph 1'37.613
7	19	64 CARICASULO F. ZXMOTO 1'37.672	20	31 OKAMOTO Y. Yamaha 1'37.681	21	57 MAHENDRA A. Yamaha 1'37.682
8	22	3 DE ROSA R. QJMOTOR 1'37.741	23	70 WHATLEY J. Ducati 1'37.786	24	4 KENNEDY J. Honda 1'37.891
9	25	19 KOFLER A. Yamaha 1'38.124	26	54 ROSSI R. Ducati 1'38.173	27	10 TACCINI L. Ducati 1'38.499
10	28	20 CARDELUS X. Yamaha 1'38.541	29	25 KONIG O. Triumph 1'38.877	30	22 CARRASCO A. Honda 1'39.092
11	31	73 CRETARO J. MV Agusta 1'39.252	32	88 GIOMBINI A. MV Agusta 1'39.668	33	* 32 BAYLISS O. Triumph 1'37.649
12	34	* 91 JIMENEZ B. Ducati 1'38.192				

N.40 [Casadei M.] has been penalized with a drop of 3 grid positions - Slow on racing line during Superpole
 N.32 [Bayliss O.] has been penalized to start from the back of the grid - Not respect yellow flag procedure
 N.91 [Jimenez B.] has been penalized to start from the back of the grid - Not respect yellow flag procedure

18/04/2026 The Race Director: **Stefano Carloia**

* = Penalized

These data/results cannot be reproduced, stored and/or transmitted in whole or in part by any manner of electronic, mechanical, photocopying, recording, broadcasting or otherwise now known or herein after developed without the previous express consent by the copyright owner, except for reproduction in daily press and regular printed publications on sale to the public within 60 days of the event related to those data/results and always provided that copyright symbol appears together as follows below. © DORNA WSBK ORGANIZATION Srl 2026