

Pirelli Dutch Round, 17-19 April 2026
Results Warm Up 2

TT Circuit Assen 4.542 m

1 / 2

No.	Rider	Nat	Team	Bike	Class	Time	Gap	Rel.	Laps	Speed	
										Avg	Max
1	53 V. DEBISE	FRA	EASTROC ZXMOTO Evan Bros Factory	ZXMOTO 820RR		1'36.840			5	168,848	252,9
2	94 L. MAHIAS	FRA	GMT94 Yamaha	Yamaha YZF-R9		1'37.183	0.343	0.343	5	168,252	249,4
3	50 O. VOSTATEK	CZE	Compos Racing Team	Triumph Street Triple 765 RS		1'37.379	0.539	0.196	5	167,913	255,3
4	65 P. DETTL	GER	Feel Racing WorldSSP Team	Ducati Panigale V2		1'37.475	0.635	0.096	5	167,748	259,0
5	16 A. ZACCONE	ITA	Ecosantagata Althea Racing Team	Ducati Panigale V2		1'37.476	0.636	0.001	5	167,746	257,1
6	60 D. GEIGER	GER	Team Apreco	Yamaha YZF-R9		1'37.487	0.647	0.011	5	167,727	260,2
7	37 R. GARCIA	ESP	GMT94 Yamaha	Yamaha YZF-R9		1'37.627	0.787	0.140	5	167,486	253,5
8	57 A. MAHENDRA	INA	AS BLU CRU Racing Team	Yamaha YZF-R9		1'37.809	0.969	0.182	5	167,175	251,7
9	40 M. CASADEI	ITA	D34G WorldSSP Racing Team	Ducati Panigale V2		1'37.889	1.049	0.080	5	167,038	251,2
10	70 J. WHATLEY	GBR	Orelac Racing Verdnatura	Ducati Panigale V2		1'37.924	1.084	0.035	5	166,978	259,0
11	1 C. ONCU	TUR	Pata Yamaha Ten Kate Racing	Yamaha YZF-R9		1'37.936	1.096	0.012	5	166,958	253,5
12	5 J. MASIA	ESP	Orelac Racing Verdnatura	Ducati Panigale V2		1'37.993	1.153	0.057	5	166,861	252,9
13	77 D. AEGERTER	SUI	Kawasaki WorldSSP Team	Kawasaki ZX-6R 636		1'38.006	1.166	0.013	5	166,839	251,2
14	52 J. ALCOBA	ESP	Kawasaki WorldSSP Team	Kawasaki ZX-6R 636		1'38.019	1.179	0.013	5	166,817	255,3
15	7 F. FARIOLI	ITA	VFT Racing Yamaha	Yamaha YZF-R9		1'38.180	1.340	0.161	5	166,543	253,5
16	32 O. BAYLISS	AUS	PTR Triumph Factory Racing	Triumph Street Triple 765 RS		1'38.193	1.353	0.013	5	166,521	261,5
17	11 M. FERRARI	ITA	WRP Racing	Ducati Panigale V2		1'38.208	1.368	0.015	5	166,496	253,5
18	75 A. ARENAS	ESP	AS BLU CRU Racing Team	Yamaha YZF-R9		1'38.447	1.607	0.239	5	166,091	250,0
19	43 S. JESPERSEN	DEN	EAB Racing Team	Ducati Panigale V2		1'38.472	1.632	0.025	5	166,049	257,1
20	25 O. KONIG	CZE	Compos Racing Team	Triumph Street Triple 765 RS		1'38.514	1.674	0.042	5	165,978	254,1
21	31 Y. OKAMOTO	JPN	Pata Yamaha Ten Kate Racing	Yamaha YZF-R9		1'38.518	1.678	0.004	5	165,972	252,3
22	3 R. DE ROSA	ITA	QJMOTOR Factory Racing	QJMOTOR SRK 800 RS	*	1'38.532	1.692	0.014	5	165,948	249,4
23	91 B. JIMENEZ	ESP	WRP Racing	Ducati Panigale V2		1'38.599	1.759	0.067	5	165,835	252,3
24	69 T. BOOTH-AMOS	GBR	PTR Triumph Factory Racing	Triumph Street Triple 765 RS		1'38.692	1.852	0.093	4	165,679	255,9
25	4 J. KENNEDY	IRL	Honda Racing World Supersport	Honda CBR600RR	*	1'38.784	1.944	0.092	5	165,525	251,2
26	10 L. TACCINI	ITA	Ecosantagata Althea Racing Team	Ducati Panigale V2		1'38.849	2.009	0.065	5	165,416	257,8
27	20 X. CARDELUS	AND	Cerba Yamaha Racing Team	Yamaha YZF-R9		1'39.075	2.235	0.226	5	165,039	247,7
28	19 A. KOFLER	AUT	Motorsport Kofler	Yamaha YZF-R9	*	1'39.169	2.329	0.094	5	164,882	248,3
29	73 J. CRETARO	ITA	Flembo by Racing Development	MV Agusta F3 800 RR		1'39.369	2.529	0.200	5	164,550	254,1
30	54 R. ROSSI	ITA	Renzi Corse	Ducati Panigale V2		1'39.557	2.717	0.188	5	164,240	257,1
31	22 A. CARRASCO	ESP	Honda Racing World Supersport	Honda CBR600RR	*	1'40.333	3.493	0.776	5	162,969	252,3
32	88 A. GIOMBINI	ITA	Motozoo by Madforce Dubai	MV Agusta F3 800 RR		1'40.365	3.525	0.032	5	162,917	252,9
33	24 M. RAMIREZ	ESP	QJMOTOR Factory Racing	QJMOTOR SRK 800 RS	*	1'41.180	4.340	0.815	3	161,605	251,7
34	64 F. CARICASULO	ITA	EASTROC ZXMOTO Evan Bros Factory	ZXMOTO 820RR					0		248,3

* WorldSSP Challenge

AIR	Humidity:	79%	Temp:	9°C
TRACK	Condition:	Dry	Temp:	14°C

Records	Pole	[SP]	2025	C.Oncu	1'36.184	170,000	Km/h
	Race	[RC1]	2025	S.Manzi	1'36.952	168,650	Km/h
	All Times	[SP]	2025	C.Oncu	1'36.184	170,000	Km/h

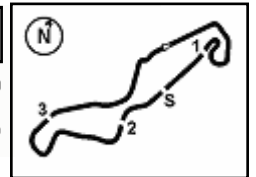
19/04/2026 Start 09:56 End 10:08

The results are provisional until the end of the time limit for protests and appeals and the completion of the technical checks.

Clerk Of The Course: **Roland Brontsema**
Publication Time: **10:11**

These data/results cannot be reproduced, stored and/or transmitted in whole or in part by any manner of electronic, mechanical, photocopying, recording, broadcasting or otherwise now known or herein after developed without the previous express consent by the copyright owner, except for reproduction in daily press and regular printed publications on sale to the public within 60 days of the event related to those data/results and always provided that copyright symbol appears together as follows below.

© DORNA WSBK ORGANIZATION Srl 2026



Pirelli Dutch Round, 17-19 April 2026
Results Warm Up 2

Session Highlights

Local Time	No. Rider	Description
09.54.22		START DELAYED
09.56.00		Start of Session
09.59.46		Yellow Flag Out - Turn 10
09.59.54		Yellow Flag In - Turn 10
09.59.55		Riders Under Yellow Flag at Turn 10: #5
09.59.55	64 F. CARICASULO	#64 Stopped with Technical Problem - Turn 9
10.00.01		Yellow Flag Out - Turn 10
10.01.31		Yellow Flag In - Turn 10
10.01.31		Riders Under Yellow Flag at Turn 10: #69 #64 #77 #20 #3 #11 #10 #31 #54 #61 #43 #32 #19 #73 #4 #22 #91
10.01.31		Riders Under Yellow Flag at Turn 10: #88 #37 #40 #16 #7 #70 #25 #65 #53 #50 #60 #52 #57 #75 #94 #5
10.08.14		End of Session

Fastest Laps Sequence

No.	Rider	Nat	Team	Bike	Local Time	Time	Gap	Avg
77	D. AEGERTER	SUI	Kawasaki WorldSSP Team	Kawasaki ZX-6R 636	09:59'30.502	1'38.945		165,255
11	M. FERRARI	ITA	WRP Racing	Ducati Panigale V2	09:59'39.665	1'38.497	-0.448	166,007
61	C. ONCU	TUR	Pata Yamaha Ten Kate Racing	Yamaha YZF-R9	09:59'43.261	1'38.306	-0.191	166,330
53	V. DEBISE	FRA	EASTROC ZXMTOTO Evan Bros Factory	ZXMOTO 820RR	10:00'10.427	1'37.657	-0.649	167,435
94	L. MAHIAS	FRA	GMT94 Yamaha	Yamaha YZF-R9	10:00'20.492	1'37.352	-0.305	167,960
53	V. DEBISE	FRA	EASTROC ZXMTOTO Evan Bros Factory	ZXMOTO 820RR	10:03'26.550	1'36.997	-0.355	168,574
53	V. DEBISE	FRA	EASTROC ZXMTOTO Evan Bros Factory	ZXMOTO 820RR	10:06'40.629	1'36.840	-0.157	168,848

19/04/2026 Start 09:56 End 10:08 The results are provisional until the end of the time limit for protests and appeals and the completion of the technical checks. Clerk Of The Course: **Roland Brontsema** Publication Time: **10:11**

These data/results cannot be reproduced, stored and/or transmitted in whole or in part by any manner of electronic, mechanical, photocopying, recording, broadcasting or otherwise now known or herein after developed without the previous express consent by the copyright owner, except for reproduction in daily press and regular printed publications on sale to the public within 60 days of the event related to those data/results and always provided that copyright symbol appears together as follows below.

© DORNA WSBK ORGANIZATION Srl 2026

Pirelli Dutch Round, 17-19 April 2026
Best Sectors & Speed Warm Up 2

BEST LAP			
1	53	V. DEBISE	ZXMOTO 820RR 1'36.840
2	94	L. MAHIAS	Yamaha YZF-R9 1'37.183
3	50	D. VOSTATEK	Triumph Street Triple 765 RS 1'37.379
4	65	P. OETTL	Ducati Panigale V2 1'37.475
5	16	A. ZACCONE	Ducati Panigale V2 1'37.476
6	60	D. GEIGER	Yamaha YZF-R9 1'37.487
7	37	R. GARCIA	Yamaha YZF-R9 1'37.627
8	57	A. MAHENDRA	Yamaha YZF-R9 1'37.809
9	40	M. CASADEI	Ducati Panigale V2 1'37.889
10	70	J. WHATLEY	Ducati Panigale V2 1'37.924
11	61	C. ONCU	Yamaha YZF-R9 1'37.936
12	5	J. MASIA	Ducati Panigale V2 1'37.993
13	77	D. AEGERTER	Kawasaki ZX-6R 636 1'38.006
14	52	J. ALCOBA	Kawasaki ZX-6R 636 1'38.019
15	7	F. FARIOLI	Yamaha YZF-R9 1'38.180
16	32	D. BAYLISS	Triumph Street Triple 765 RS 1'38.193
17	11	M. FERRARI	Ducati Panigale V2 1'38.208
18	75	A. ARENAS	Yamaha YZF-R9 1'38.447
19	43	S. JESPERSEN	Ducati Panigale V2 1'38.472
20	25	D. KONIG	Triumph Street Triple 765 RS 1'38.514
21	31	Y. OKAMOTO	Yamaha YZF-R9 1'38.518
22	3	R. DE ROSA	QJMOTOR SRK 800 RS 1'38.532
23	91	B. JIMENEZ	Ducati Panigale V2 1'38.599
24	69	T. BOOTH-AMOS	Triumph Street Triple 765 RS 1'38.692
25	4	J. KENNEDY	Honda CBR600RR 1'38.784
26	10	L. TACCINI	Ducati Panigale V2 1'38.849
27	20	X. CARDELUS	Yamaha YZF-R9 1'39.075
28	19	A. KOFLER	Yamaha YZF-R9 1'39.169
29	73	J. CRETARO	MV Agusta F3 800 RR 1'39.369
30	54	R. ROSSI	Ducati Panigale V2 1'39.557
31	22	A. CARRASCO	Honda CBR600RR 1'40.333
32	88	A. GIOMBINI	MV Agusta F3 800 RR 1'40.365
33	24	M. RAMIREZ	QJMOTOR SRK 800 RS 1'41.180
34	64	F. CARICASULO	ZXMOTO 820RR

SPEED			
1	32	D. BAYLISS	Triumph Street Triple 765 RS 261,5
2	60	D. GEIGER	Yamaha YZF-R9 260,2
3	70	J. WHATLEY	Ducati Panigale V2 259,0
4	65	P. OETTL	Ducati Panigale V2 259,0
5	10	L. TACCINI	Ducati Panigale V2 257,8
6	16	A. ZACCONE	Ducati Panigale V2 257,1
7	43	S. JESPERSEN	Ducati Panigale V2 257,1
8	54	R. ROSSI	Ducati Panigale V2 257,1
9	69	T. BOOTH-AMOS	Triumph Street Triple 765 RS 255,9
10	50	D. VOSTATEK	Triumph Street Triple 765 RS 255,3
11	52	J. ALCOBA	Kawasaki ZX-6R 636 255,3
12	25	D. KONIG	Triumph Street Triple 765 RS 254,1
13	73	J. CRETARO	MV Agusta F3 800 RR 254,1
14	7	F. FARIOLI	Yamaha YZF-R9 253,5
15	61	C. ONCU	Yamaha YZF-R9 253,5
16	11	M. FERRARI	Ducati Panigale V2 253,5
17	37	R. GARCIA	Yamaha YZF-R9 253,5
18	5	J. MASIA	Ducati Panigale V2 252,9
19	53	V. DEBISE	ZXMOTO 820RR 252,9
20	88	A. GIOMBINI	MV Agusta F3 800 RR 252,9
21	22	A. CARRASCO	Honda CBR600RR 252,3
22	31	Y. OKAMOTO	Yamaha YZF-R9 252,3
23	91	B. JIMENEZ	Ducati Panigale V2 252,3
24	57	A. MAHENDRA	Yamaha YZF-R9 251,7
25	24	M. RAMIREZ	QJMOTOR SRK 800 RS 251,7
26	77	D. AEGERTER	Kawasaki ZX-6R 636 251,2
27	4	J. KENNEDY	Honda CBR600RR 251,2
28	40	M. CASADEI	Ducati Panigale V2 251,2
29	75	A. ARENAS	Yamaha YZF-R9 250,0
30	94	L. MAHIAS	Yamaha YZF-R9 249,4
31	3	R. DE ROSA	QJMOTOR SRK 800 RS 249,4
32	64	F. CARICASULO	ZXMOTO 820RR 248,3
33	19	A. KOFLER	Yamaha YZF-R9 248,3
34	20	X. CARDELUS	Yamaha YZF-R9 247,7

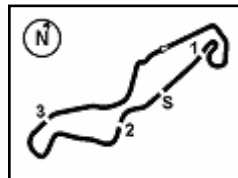
SEG. 1			SEG. 2		
1	53	V. DEBISE 31.698	1	16	A. ZACCONE 15.560
2	94	L. MAHIAS 31.724	2	70	J. WHATLEY 15.589
3	50	D. VOSTATEK 31.793	3	65	P. OETTL 15.592
4	60	D. GEIGER 31.797	4	53	V. DEBISE 15.607
5	37	R. GARCIA 31.806	5	50	D. VOSTATEK 15.639
6	65	P. OETTL 31.881	6	60	D. GEIGER 15.655
7	57	A. MAHENDRA 31.884	7	40	M. CASADEI 15.665
8	16	A. ZACCONE 31.891	8	94	L. MAHIAS 15.680
9	52	J. ALCOBA 31.991	9	11	M. FERRARI 15.698
10	77	D. AEGERTER 32.003	10	43	S. JESPERSEN 15.731
11	61	C. ONCU 32.013	11	32	D. BAYLISS 15.733
12	40	M. CASADEI 32.015	12	57	A. MAHENDRA 15.740
13	70	J. WHATLEY 32.025	13	52	J. ALCOBA 15.746
14	75	A. ARENAS 32.065	14	25	D. KONIG 15.749
15	5	J. MASIA 32.085	15	77	D. AEGERTER 15.752
16	7	F. FARIOLI 32.115	16	75	A. ARENAS 15.754
17	32	D. BAYLISS 32.129	17	5	J. MASIA 15.759
18	3	R. DE ROSA 32.136	18	7	F. FARIOLI 15.759
19	91	B. JIMENEZ 32.152	19	10	L. TACCINI 15.784
20	20	X. CARDELUS 32.155	20	4	J. KENNEDY 15.814
21	25	D. KONIG 32.166	21	37	R. GARCIA 15.814
22	11	M. FERRARI 32.174	22	31	Y. OKAMOTO 15.827
23	69	T. BOOTH-AMOS 32.184	23	69	T. BOOTH-AMOS 15.834
24	43	S. JESPERSEN 32.240	24	61	C. ONCU 15.840
25	4	J. KENNEDY 32.255	25	91	B. JIMENEZ 15.882
26	31	Y. OKAMOTO 32.285	26	73	J. CRETARO 15.889
27	10	L. TACCINI 32.359	27	54	R. ROSSI 15.893
28	19	A. KOFLER 32.404	28	3	R. DE ROSA 15.953
29	73	J. CRETARO 32.414	29	88	A. GIOMBINI 15.965
30	54	R. ROSSI 32.520	30	19	A. KOFLER 16.010
31	64	F. CARICASULO 32.609	31	22	A. CARRASCO 16.073
32	88	A. GIOMBINI 32.699	32	20	X. CARDELUS 16.101
33	22	A. CARRASCO 32.800	33	24	M. RAMIREZ 16.133
34	24	M. RAMIREZ 33.126	34	64	F. CARICASULO 16.174

SEG. 3			SEG. 4		
1	94	L. MAHIAS 27.131	1	53	V. DEBISE 22.274
2	53	V. DEBISE 27.221	2	37	R. GARCIA 22.370
3	50	D. VOSTATEK 27.306	3	65	P. OETTL 22.391
4	60	D. GEIGER 27.365	4	94	L. MAHIAS 22.404
5	16	A. ZACCONE 27.373	5	50	D. VOSTATEK 22.501
6	65	P. OETTL 27.412	6	60	D. GEIGER 22.516
7	61	C. ONCU 27.419	7	7	F. FARIOLI 22.520
8	37	R. GARCIA 27.420	8	61	C. ONCU 22.525
9	52	J. ALCOBA 27.422	9	40	M. CASADEI 22.530
10	7	F. FARIOLI 27.431	10	75	A. ARENAS 22.532
11	4	J. KENNEDY 27.458	11	43	S. JESPERSEN 22.562
12	57	A. MAHENDRA 27.510	12	5	J. MASIA 22.563
13	11	M. FERRARI 27.513	13	32	D. BAYLISS 22.565
14	40	M. CASADEI 27.545	14	16	A. ZACCONE 22.591
15	70	J. WHATLEY 27.550	15	70	J. WHATLEY 22.600
16	3	R. DE ROSA 27.559	16	77	D. AEGERTER 22.603
17	5	J. MASIA 27.577	17	31	Y. OKAMOTO 22.625
18	91	B. JIMENEZ 27.609	18	57	A. MAHENDRA 22.643
19	77	D. AEGERTER 27.632	19	52	J. ALCOBA 22.678
20	31	Y. OKAMOTO 27.641	20	69	T. BOOTH-AMOS 22.683
21	75	A. ARENAS 27.663	21	11	M. FERRARI 22.711
22	64	F. CARICASULO 27.664	22	10	L. TACCINI 22.722
23	20	X. CARDELUS 27.664	23	25	D. KONIG 22.748
24	10	L. TACCINI 27.667	24	19	A. KOFLER 22.830
25	25	D. KONIG 27.673	25	73	J. CRETARO 22.848
26	32	D. BAYLISS 27.683	26	3	R. DE ROSA 22.859
27	19	A. KOFLER 27.696	27	64	F. CARICASULO 22.921
28	43	S. JESPERSEN 27.787	28	91	B. JIMENEZ 22.925
29	73	J. CRETARO 27.814	29	4	J. KENNEDY 22.960
30	69	T. BOOTH-AMOS 27.839	30	20	X. CARDELUS 22.990
31	54	R. ROSSI 27.883	31	54	R. ROSSI 23.163
32	22	A. CARRASCO 27.940	32	22	A. CARRASCO 23.321
33	88	A. GIOMBINI 27.993	33	88	A. GIOMBINI 23.396
34	24	M. RAMIREZ 28.344	34	24	M. RAMIREZ 23.489

19/04/2026

These data/results cannot be reproduced, stored and/or transmitted in whole or in part by any manner of electronic, mechanical, photocopying, recording, broadcasting or otherwise now known or herein after developed without the previous express consent by the copyright owner, except for reproduction in daily press and regular printed publications on sale to the public within 60 days of the event related to those data/results and always provided that copyright symbol appears together as follows below.

© DORNA WSBK ORGANIZATION Srl 2026


Pirelli Dutch Round, 17-19 April 2026
Ideal Times Warm Up 2

TT Circuit Assen 4.542 m

No. Rider	Nat	Bike	Seg. 1 Diff. 1	Seg. 2 Diff. 2	Seg. 3 Diff. 3	Seg. 4 Diff. 4	Ideal Time Best Lap	Pos.	Diff.
1 53 V. DEBISE	FRA	ZXMOTO 820RR	31.698	15.607 +0.014	27.221 +0.026	22.274	1'36.800 1'36.840	1	0.040
2 94 L. MAHIAS	FRA	Yamaha YZF-R9	31.724 +0.125	15.680 +0.061	27.131 +0.058	22.404	1'36.939 1'37.183	2	0.244
3 50 D. VOSTATEK	CZE	Triumph Street Triple 765 RS	31.793	15.639 +0.054	27.306 +0.086	22.501	1'37.239 1'37.379	3	0.140
4 65 P. OETTL	GER	Ducati Panigale V2	31.881	15.592 +0.097	27.412 +0.017	22.391 +0.085	1'37.276 1'37.475	4	0.199
5 60 D. GEIGER	GER	Yamaha YZF-R9	31.797 +0.031	15.655 +0.037	27.365 +0.086	22.516	1'37.333 1'37.487	6	0.154
6 37 R. GARCIA	ESP	Yamaha YZF-R9	31.806 +0.217	15.814	27.420	22.370	1'37.410 1'37.627	7	0.217
7 16 A. ZACCONE	ITA	Ducati Panigale V2	31.891	15.560	27.373	22.591 +0.061	1'37.415 1'37.476	5	0.061
8 40 M. CASADEI	ITA	Ducati Panigale V2	32.015	15.665	27.545 +0.134	22.530	1'37.755 1'37.889	9	0.134
9 70 J. WHATLEY	GBR	Ducati Panigale V2	32.025 +0.159	15.589	27.550	22.600 +0.001	1'37.764 1'37.924	10	0.160
10 57 A. MAHENDRA	INA	Yamaha YZF-R9	31.884	15.740	27.510	22.643 +0.032	1'37.777 1'37.809	8	0.032
11 61 C. ONCU	TUR	Yamaha YZF-R9	32.013 +0.024	15.840 +0.104	27.419	22.525 +0.011	1'37.797 1'37.936	11	0.139
12 7 F. FARIOLI	ITA	Yamaha YZF-R9	32.115 +0.355	15.759	27.431	22.520	1'37.825 1'38.180	15	0.355
13 52 J. ALCOBA	ESP	Kawasaki ZX-6R 636	31.991	15.746 +0.053	27.422 +0.087	22.678 +0.042	1'37.837 1'38.019	14	0.182
14 5 J. MASIA	ESP	Ducati Panigale V2	32.085	15.759 +0.009	27.577	22.563	1'37.984 1'37.993	12	0.009
15 77 D. AEGERTER	SUI	Kawasaki ZX-6R 636	32.003	15.752	27.632 +0.006	22.603 +0.010	1'37.990 1'38.006	13	0.016
16 75 A. ARENAS	ESP	Yamaha YZF-R9	32.065	15.754	27.663 +0.195	22.532 +0.238	1'38.014 1'38.447	18	0.433
17 11 M. FERRARI	ITA	Ducati Panigale V2	32.174 +0.042	15.698 +0.046	27.513 +0.024	22.711	1'38.096 1'38.208	17	0.112
18 32 D. BAYLISS	AUS	Triumph Street Triple 765 RS	32.129	15.733	27.683 +0.083	22.565	1'38.110 1'38.193	16	0.083
19 43 S. JESPERSEN	DEN	Ducati Panigale V2	32.240 +0.090	15.731 +0.062	27.787	22.562	1'38.320 1'38.472	19	0.152
20 25 D. KONIG	CZE	Triumph Street Triple 765 RS	32.166 +0.115	15.749 +0.043	27.673 +0.020	22.748	1'38.336 1'38.514	20	0.178
21 31 Y. OKAMOTO	JPN	Yamaha YZF-R9	32.285 +0.064	15.827 +0.039	27.641 +0.037	22.625	1'38.378 1'38.518	21	0.140
22 4 J. KENNEDY	IRL	Honda CBR600RR	32.255	15.814 +0.044	27.458 +0.093	22.960 +0.160	1'38.487 1'38.784	25	0.297
23 3 R. DE ROSA	ITA	QJMOTOR SRK 800 RS	32.136 +0.013	15.953 +0.012	27.559	22.859	1'38.507 1'38.532	22	0.025
24 10 L. TACCINI	ITA	Ducati Panigale V2	32.359 +0.309	15.784 +0.008	27.667	22.722	1'38.532 1'38.849	26	0.317
25 69 T. BOOTH-AMOS	GBR	Triumph Street Triple 765 RS	32.184 +0.081	15.834 +0.071	27.839	22.683	1'38.540 1'38.692	24	0.152
26 91 B. JIMENEZ	ESP	Ducati Panigale V2	32.152	15.882 +0.031	27.609	22.925	1'38.568 1'38.599	23	0.031
27 20 X. CARDELUS	AND	Yamaha YZF-R9	32.155	16.101	27.664 +0.049	22.990 +0.116	1'38.910 1'39.075	27	0.165
28 19 A. KOFLER	AUT	Yamaha YZF-R9	32.404	16.010 +0.091	27.696	22.830 +0.138	1'38.940 1'39.169	28	0.229
29 73 J. CRETARO	ITA	MV Agusta F3 800 RR	32.414 +0.225	15.889 +0.104	27.814	22.848 +0.075	1'38.965 1'39.369	29	0.404
30 54 R. ROSSI	ITA	Ducati Panigale V2	32.520	15.893 +0.011	27.883	23.163 +0.087	1'39.459 1'39.557	30	0.098
31 88 A. GIOMBINI	ITA	MV Agusta F3 800 RR	32.699 +0.290	15.965	27.993	23.396 +0.022	1'40.053 1'40.365	32	0.312
32 22 A. CARRASCO	ESP	Honda CBR600RR	32.800 +0.015	16.073	27.940 +0.084	23.321 +0.100	1'40.134 1'40.333	31	0.199
33 24 M. RAMIREZ	ESP	QJMOTOR SRK 800 RS	33.126	16.133	28.344	23.489 +0.088	1'41.092 1'41.180	33	0.088
64 F. CARICASULO	ITA	ZXMOTO 820RR							
Overall Ideal Time			31.698	15.560	27.131	22.274	1'36.663		

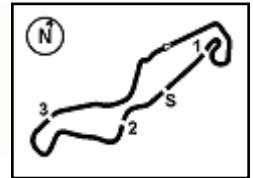
19/04/2026

These data/results cannot be reproduced, stored and/or transmitted in whole or in part by any manner of electronic, mechanical, photocopying, recording, broadcasting or otherwise now known or herein after developed without the previous express consent by the copyright owner, except for reproduction in daily press and regular printed publications on sale to the public within 60 days of the event related to those data/results and always provided that copyright symbol appears together as follows below.

© DORNA WSBK ORGANIZATION Srl 2026

FICR PERUGIA TIMING





Pirelli Dutch Round, 17-19 April 2026
Chronological Analysis Warm Up 2

1° 53 V. DEBISE [1'36.840]							
Lap	Seg1	Seg2	Seg3	Seg4	Lap Time	km/h	Local Time
		16.066	27.646	22.862		251,2	9:58'32.770
1	31.958	15.724	27.399	22.576	1'37.657	251,2	10:00'10.427
2	31.823	15.724	29.087	22.492	1'39.126C	248,8	10:01'49.553
3	31.812	15.607	27.221	22.357	1'36.997	250,6	10:03'26.550
4	31.730	15.626	27.500	22.383	1'37.239	252,9	10:05'03.789
5	31.698	15.621	27.247	22.274	1'36.840	252,9	10:06'40.629

2° 94 L. MAHIAS [1'37.183]							
Lap	Seg1	Seg2	Seg3	Seg4	Lap Time	km/h	Local Time
		16.241	27.463	22.763		244,3	9:58'43.140
1	31.724	15.879	27.131	22.618	1'37.352	249,4	10:00'20.492
2	31.969	15.978	28.601	22.685	1'39.233C	244,9	10:01'59.725
3	31.803	15.720	27.377	22.506	1'37.406	247,1	10:03'37.131
4	31.849	15.741	27.189	22.404	1'37.183	247,7	10:05'14.314
5	31.780	15.680	27.287	22.536	1'37.283	248,8	10:06'51.597

3° 50 D. VOSTATEK [1'37.379]							
Lap	Seg1	Seg2	Seg3	Seg4	Lap Time	km/h	Local Time
		16.135	28.015	23.322		247,7	9:58'32.942
1	32.272	15.828	27.501	22.571	1'38.172	255,3	10:00'11.114
2	31.870	15.849	28.523	22.716	1'38.958C	251,2	10:01'50.072
3	31.911	15.639	27.405	22.665	1'37.620	254,1	10:03'27.692
4	31.793	15.693	27.392	22.501	1'37.379	251,7	10:05'05.071
5	31.833	15.708	27.306	22.807	1'37.654	250,6	10:06'42.725

4° 65 P. DETTL [1'37.475]							
Lap	Seg1	Seg2	Seg3	Seg4	Lap Time	km/h	Local Time
		16.152	27.646	22.970		252,3	9:58'23.883
1	35.390	15.708	27.412	22.778	1'41.288	253,5	10:00'05.171
2	32.024	15.592	28.631	22.533	1'38.780C	257,1	10:01'43.951
3	32.167	15.651	27.461	22.479	1'37.758	259,0	10:03'21.709
4	31.986	15.646	27.645	22.391	1'37.668	255,9	10:04'59.377
5	31.881	15.689	27.429	22.476	1'37.475	254,1	10:06'36.852

5° 16 A. ZACCONE [1'37.476]							
Lap	Seg1	Seg2	Seg3	Seg4	Lap Time	km/h	Local Time
		16.747	28.904	23.268		246,0	9:58'23.166
1	33.295	15.852	27.614	23.521	1'40.282	254,7	10:00'03.448
2	32.271	15.634	29.011	23.059	1'39.975C	252,9	10:01'43.423
3	32.531	15.606	27.514	22.596	1'38.247	252,9	10:03'21.670
4	32.278	15.580	27.529	22.591	1'37.978	255,3	10:04'59.648
5	31.891	15.560	27.373	22.652	1'37.476	257,1	10:06'37.124

6° 60 D. GEIGER [1'37.487]							
Lap	Seg1	Seg2	Seg3	Seg4	Lap Time	km/h	Local Time
		16.400	27.983	23.261		252,9	9:58'32.647
1	32.401	16.017	27.674	22.704	1'38.796	255,3	10:00'11.443
2	31.957	15.786	28.309	22.948	1'39.000C	258,4	10:01'50.443
3	31.797	15.655	27.434	22.608	1'37.494	259,0	10:03'27.937
4	31.828	15.692	27.451	22.516	1'37.487	260,2	10:05'05.424
5	31.813	15.717	27.365	22.619	1'37.514	259,0	10:06'42.938

7° 37 R. GARCIA [1'37.627]							
Lap	Seg1	Seg2	Seg3	Seg4	Lap Time	km/h	Local Time
		16.739	28.391	23.226		246,6	9:58'22.787
1	32.647	16.295	27.750	22.802	1'39.494	244,9	10:00'02.281
2	32.322	16.143	28.412	23.018	1'39.895C	248,3	10:01'42.176
3	36.194	16.049	27.721	22.650	1'42.614	250,6	10:03'24.790
4	32.023	15.814	27.420	22.370	1'37.627	251,2	10:05'02.417
5	31.806	15.817	27.574	22.641	1'37.838	253,5	10:06'40.255

8° 57 A. MAHENDRA [1'37.809]							
Lap	Seg1	Seg2	Seg3	Seg4	Lap Time	km/h	Local Time
		15.967	27.899	22.859		247,7	9:58'33.509
1	33.733	15.913	28.076	22.837	1'40.559	250,6	10:00'14.068
2	32.104	15.756	27.896	22.773	1'38.529C	251,2	10:01'52.597
3	32.239	15.781	27.551	22.653	1'38.224	251,7	10:03'30.821
4	32.038	15.865	27.564	22.643	1'38.110	251,7	10:05'08.931
5	31.884	15.740	27.510	22.675	1'37.809	251,7	10:06'46.740

9° 40 M. CASADEI [1'37.889]							
Lap	Seg1	Seg2	Seg3	Seg4	Lap Time	km/h	Local Time
		16.972	28.786	23.499		238,4	9:58'23.599
1	32.501	15.833	27.848	23.210	1'39.392	251,2	10:00'02.991
2	32.176	15.809	29.066	22.900	1'39.951C	251,2	10:01'42.942
3	32.121	15.881	27.545	22.689	1'38.236	249,4	10:03'21.178
4	32.171	15.867	28.040	22.796	1'38.874	248,8	10:05'00.052
5	32.015	15.665	27.679	22.530	1'37.889	251,2	10:06'37.941

10° 70 J. WHATLEY [1'37.924]							
Lap	Seg1	Seg2	Seg3	Seg4	Lap Time	km/h	Local Time
		16.831	35.267	25.894		241,1	9:58'24.180
1	32.705	15.841	27.699	23.113	1'39.358	259,0	10:00'03.538
2	32.670	15.698	28.799	23.469	1'40.636C	255,3	10:01'44.174
3	32.355	15.629	27.616	22.611	1'38.211	257,1	10:03'22.385
4	32.184	15.589	27.550	22.601	1'37.924	254,7	10:05'00.309
5	32.025	15.865	27.678	22.600	1'38.168	257,1	10:06'38.477

11° 61 C. ONCU [1'37.936]							
Lap	Seg1	Seg2	Seg3	Seg4	Lap Time	km/h	Local Time
		16.781	29.847	22.777		252,3	9:58'04.955
1	32.355	15.882	27.544	22.525	1'38.306	250,0	9:59'43.261
2	32.013	15.840	28.375	22.999	1'39.227C	253,5	10:01'22.488
3	32.101	15.853	27.534	22.638	1'38.126	248,3	10:03'00.614
4	32.293	15.875	27.591	22.732	1'38.491	247,7	10:04'39.105
5	32.037	15.944	27.419	22.536	1'37.936	247,7	10:06'17.041

12° 5 J. MASIA [1'37.993]							
Lap	Seg1	Seg2	Seg3	Seg4	Lap Time	km/h	Local Time
		16.105	28.012	22.914		250,0	9:58'49.186
1	32.476	15.852	27.770	22.723	1'38.821C	251,2	10:00'28.007
2	32.090	15.841	27.826	22.606	1'38.363C	251,7	10:02'06.370
3	32.108	15.759	27.595	22.564	1'38.026	252,9	10:03'44.396
4	36.324	15.852	27.820	22.957	1'42.953	251,7	10:05'27.349
5	32.085	15.768	27.577	22.563	1'37.993	252,9	10:07'05.342

13° 77 D. AEGERTER [1'38.006]							
Lap	Seg1	Seg2	Seg3	Seg4	Lap Time	km/h	Local Time
		16.455	28.195	22.900		247,7	9:57'51.557
1	32.409	15.856	27.819	22.861	1'38.945	250,0	9:59'30.502
2	32.488	15.852	31.012	22.952	1'42.304C	250,6	10:01'12.806
3	32.163	15.787	27.649	22.603	1'38.202	251,2	10:02'51.008
4	32.020	15.808	27.632	22.630	1'38.090	250,0	10:04'29.098
5	32.003	15.752	27.638	22.613	1'38.006	251,2	10:06'07.104

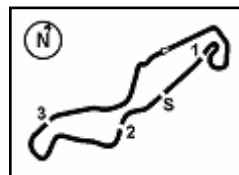
14° 52 J. ALCOBA [1'38.019]							
Lap	Seg1	Seg2	Seg3	Seg4	Lap Time	km/h	Local Time
		15.918	28.072	22.874		255,3	9:58'34.223
1	32.340	15.930	28.030	22.713	1'39.013	254,1	10:00'13.236
2	32.101	15.840	28.103	22.611	1'38.655C	248,8	10:01'51.891
3	32.080	15.746	27.422	22.779	1'38.027	251,7	10:03'29.918
4	32.281	15.784	27.530	22.678	1'38.273	251,2	10:05'08.191

19/04/2026

P = Pits In/Out - C = Lap Time Cancelled

These data/results cannot be reproduced, stored and/or transmitted in whole or in part by any manner of electronic, mechanical, photocopying, recording, broadcasting or otherwise now known or herein after developed without the previous express consent by the copyright owner, except for reproduction in daily press and regular printed publications on sale to the public within 60 days of the event related to those data/results and always provided that copyright symbol appears together as follows below.

© DORNA WSBK ORGANIZATION Srl 2026



Pirelli Dutch Round, 17-19 April 2026 Chronological Analysis Warm Up 2

5	31.991	15.799	27.509	22.720	1'38.019	251,7	10:06'46.210	4	32.285	15.827	27.697	22.771	1'38.580	248,8	10:04'39.763
								5	32.349	15.866	27.678	22.625	1'38.518	250,6	10:06'18.281

15° 7 F. FARIOLI (1'38.180)							
Lap	Seg1	Seg2	Seg3	Seg4	Lap Time	km/h	Local Time
		16.596	28.755	23.619		247,7	9:58'23.834
1	32.844	15.919	27.662	22.919	1'39.344	252,3	10:00'03.178
2	32.490	16.079	28.718	23.157	1'40.444C	245,5	10:01'43.622
3	32.250	16.106	27.720	22.594	1'38.670	246,6	10:03'22.292
4	32.470	15.759	27.431	22.520	1'38.180	253,5	10:05'00.472
5	32.115	15.764	27.596	22.732	1'38.207	251,2	10:06'38.679

22° 3 R. DE ROSA (1'38.532)							
Lap	Seg1	Seg2	Seg3	Seg4	Lap Time	km/h	Local Time
		16.512	27.905	23.177		244,9	9:57'53.373
1	32.232	16.082	27.628	23.011	1'38.953	248,8	9:59'32.326
2	32.305	16.009	30.356	23.285	1'41.955C	249,4	10:01'14.281
3	32.149	15.965	27.559	22.859	1'38.532	248,8	10:02'52.813
4	32.197	16.128	28.340	23.538	1'40.203	248,3	10:04'33.016
5	32.136	15.953	27.640	22.886	1'38.615	248,3	10:06'11.631

16° 32 O. BAYLISS (1'38.193)							
Lap	Seg1	Seg2	Seg3	Seg4	Lap Time	km/h	Local Time
		16.504	28.307	23.037		251,7	9:58'01.951
1	33.015	15.951	27.787	23.270	1'40.023	258,4	9:59'41.974
2	34.824	15.882	27.843	23.071	1'41.620C	255,9	10:01'23.594
3	32.494	15.838	27.766	23.184	1'39.282	255,3	10:03'02.876
4	32.129	15.733	27.766	22.565	1'38.193	257,8	10:04'41.069
5	32.476	15.805	27.683	22.727	1'38.691	261,5	10:06'19.760

23° 91 B. JIMENEZ (1'38.599)							
Lap	Seg1	Seg2	Seg3	Seg4	Lap Time	km/h	Local Time
		16.576	28.496	23.331		237,4	9:58'06.826
1	34.717	16.427	27.921	23.187	1'42.252	247,7	9:59'49.078
2	32.477	15.950	27.811	22.853	1'39.091C	251,2	10:01'28.169
3	32.407	15.882	27.644	23.061	1'38.994	250,6	10:03'07.163
4	32.237	15.931	27.725	22.949	1'38.842	251,7	10:04'46.005
5	32.152	15.913	27.609	22.925	1'38.599	252,3	10:06'24.604

17° 11 M. FERRARI (1'38.208)							
Lap	Seg1	Seg2	Seg3	Seg4	Lap Time	km/h	Local Time
		16.586	27.920	23.150		247,1	9:58'01.168
1	32.297	15.698	27.595	22.907	1'38.497	251,2	9:59'39.665
2	32.301	15.807	28.323	22.971	1'39.402C	250,6	10:01'19.067
3	32.174	15.854	27.623	22.864	1'38.515	250,6	10:02'57.582
4	32.216	15.744	27.537	22.711	1'38.208	253,5	10:04'35.790
5	32.261	15.741	27.513	22.779	1'38.294	250,0	10:06'14.084

24° 69 T. BOOTH-AMOS (1'38.692)							
Lap	Seg1	Seg2	Seg3	Seg4	Lap Time	km/h	Local Time
		16.505	28.517	23.096		251,2	9:59'08.335
1	32.549	15.919	28.996	23.086	1'40.550C	253,5	10:00'48.885
2	32.184	15.834	29.281	33.488	1'50.787P	254,7	10:02'39.672
3	1'43.511	16.203	28.197	22.743	2'50.654P	254,1	10:05'30.326
4	32.265	15.905	27.839	22.683	1'38.692	255,9	10:07'09.018

18° 75 A. ARENAS (1'38.447)							
Lap	Seg1	Seg2	Seg3	Seg4	Lap Time	km/h	Local Time
		16.766	28.135	23.189		243,8	9:58'40.669
1	32.522	15.978	27.989	23.019	1'39.508	247,7	10:00'20.177
2	32.138	15.971	27.884	22.843	1'38.836C	246,6	10:01'59.013
3	32.270	16.026	27.663	22.532	1'38.491	247,7	10:03'37.504
4	32.065	15.754	27.858	22.770	1'38.447	250,0	10:05'15.951
5	32.219	15.880	27.802	22.880	1'38.781	248,3	10:06'54.732

25° 4 J. KENNEDY (1'38.784)							
Lap	Seg1	Seg2	Seg3	Seg4	Lap Time	km/h	Local Time
		16.325	28.970	23.244		248,8	9:58'06.183
1	32.738	15.997	27.666	23.025	1'39.426	251,2	9:59'45.609
2	32.449	15.814	28.077	23.025	1'39.365C	250,6	10:01'24.974
3	32.439	16.171	27.458	22.960	1'39.028	248,8	10:03'04.002
4	32.255	15.858	27.551	23.120	1'38.784	250,0	10:04'42.786
5	32.691	15.898	27.753	23.094	1'39.436	250,6	10:06'22.222

19° 43 S. JESPERSEN (1'38.472)							
Lap	Seg1	Seg2	Seg3	Seg4	Lap Time	km/h	Local Time
		16.439	30.119	22.903		251,7	9:58'05.499
1	32.297	15.780	27.857	22.604	1'38.538	252,3	9:59'44.037
2	32.262	15.817	28.263	22.921	1'39.263C	251,7	10:01'23.300
3	32.697	15.783	27.833	22.784	1'39.097	257,1	10:03'02.397
4	32.240	15.731	27.890	22.637	1'38.498	255,9	10:04'40.895
5	32.330	15.793	27.787	22.562	1'38.472	251,2	10:06'19.367

26° 10 L. TACCINI (1'38.849)							
Lap	Seg1	Seg2	Seg3	Seg4	Lap Time	km/h	Local Time
		16.937	27.993	23.216		241,1	9:58'01.419
1	32.877	15.912	27.927	23.372	1'40.088	252,9	9:59'41.507
2	32.632	15.916	28.996	23.820	1'41.364C	252,9	10:01'22.871
3	32.476	15.784	27.769	22.961	1'38.990	257,1	10:03'01.861
4	32.359	15.816	27.781	22.966	1'38.922	257,1	10:04'40.783
5	32.668	15.792	27.667	22.722	1'38.849	257,8	10:06'19.632

20° 25 O. KONIG (1'38.514)							
Lap	Seg1	Seg2	Seg3	Seg4	Lap Time	km/h	Local Time
		16.626	29.393	23.443		246,0	9:58'24.483
1	32.701	15.907	27.770	23.027	1'39.405	254,1	10:00'03.888
2	32.558	15.836	29.326	23.128	1'40.848C	254,1	10:01'44.736
3	32.281	15.792	27.693	22.748	1'38.514	253,5	10:03'23.250
4	32.281	15.749	27.759	22.800	1'38.589	249,4	10:05'01.839
5	32.166	15.891	27.673	23.009	1'38.739	248,3	10:06'40.578

27° 20 X. CARDELUS (1'39.075)							
Lap	Seg1	Seg2	Seg3	Seg4	Lap Time	km/h	Local Time
		16.485	28.257	23.135		244,3	9:57'52.045
1	32.366	16.228	27.664	22.990	1'39.248	247,7	9:59'31.293
2	32.416	16.134	30.508	22.973	1'42.031C	247,1	10:01'13.324
3	32.320	16.174	27.678	23.180	1'39.352	246,6	10:02'52.676
4	32.155	16.101	27.713	23.106	1'39.075	247,1	10:04'31.751
5	32.294	16.205	27.928	23.184	1'39.611	246,0	10:06'11.362

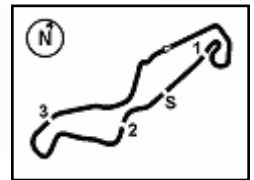
21° 31 Y. OKAMOTO (1'38.518)							
Lap	Seg1	Seg2	Seg3	Seg4	Lap Time	km/h	Local Time
		16.331	28.100	22.903		248,8	9:58'02.349
1	33.106	15.916	27.777	23.087	1'39.886	251,2	9:59'42.235
2	32.782	15.937	28.467	23.232	1'40.418C	252,3	10:01'22.653
3	32.309	15.920	27.641	22.660	1'38.530	250,6	10:03'01.183

28° 19 A. KOFLER (1'39.169)							
Lap	Seg1	Seg2	Seg3	Seg4	Lap Time	km/h	Local Time
		16.909	27.996	23.393		238,4	9:58'01.751
1	34.246	18.158	27.859	22.830	1'43.093	185,6	9:59'44.844
2	32.671	16.010	28.040	22.972	1'39.693C	247,7	10:01'24.537
3	37.341	17.538	28.883	23.203	1'46.965	218,2	10:03'11.502

19/04/2026 P = Pits In/Out - C = Lap Time Cancelled

These data/results cannot be reproduced, stored and/or transmitted in whole or in part by any manner of electronic, mechanical, photocopying, recording, broadcasting or otherwise now known or herein after developed without the previous express consent by the copyright owner, except for reproduction in daily press and regular printed publications on sale to the public within 60 days of the event related to those data/results and always provided that copyright symbol appears together as follows below.

© DORNA WSBK ORGANIZATION Srl 2026



Pirelli Dutch Round, 17-19 April 2026
Chronological Analysis Warm Up 2

4	32.404	16.101	27.696	22.968	1'39.169	248,3	10:04'50.671
5	34.726	16.495	28.495	23.249	1'42.965	243,2	10:06'33.636

29° 73 J. CRETARO [1'39.369]							
Lap	Seg.1	Seg.2	Seg.3	Seg.4	Lap Time	km/h	Local Time
		16.523	29.141	23.286		249,4	9:58'06.066
1	32.639	15.993	27.814	22.923	1'39.369	253,5	9:59'45.435
2	32.414	15.889	28.066	22.873	1'39.242C	254,1	10:01'24.677
3	32.832	15.946	28.056	22.942	1'39.776	251,2	10:03'04.453
4	32.593	16.003	28.122	23.059	1'39.777	252,3	10:04'44.230
5	32.548	16.069	27.955	22.848	1'39.420	251,7	10:06'23.650

30° 54 R. ROSSI [1'39.557]							
Lap	Seg.1	Seg.2	Seg.3	Seg.4	Lap Time	km/h	Local Time
		16.414	29.028	24.067		246,6	9:58'01.389
1	33.247	16.048	27.933	23.221	1'40.449	252,3	9:59'41.838
2	32.709	16.066	29.428	23.201	1'41.404C	251,7	10:01'23.242
3	32.520	15.904	27.883	23.250	1'39.557	254,7	10:03'02.799
4	32.632	15.893	28.169	23.163	1'39.857	257,1	10:04'42.656
5	32.628	16.081	28.480	23.546	1'40.735	250,0	10:06'23.391

31° 22 A. CARRASCO [1'40.333]							
Lap	Seg.1	Seg.2	Seg.3	Seg.4	Lap Time	km/h	Local Time
		16.531	29.062	23.329		248,3	9:58'06.449
1	32.815	16.073	28.024	23.421	1'40.333	252,3	9:59'46.782
2	32.911	16.366	28.322	23.293	1'40.892C	250,0	10:01'27.674
3	33.097	16.098	27.940	23.321	1'40.456	251,7	10:03'08.130
4	32.800	16.236	31.413	23.323	1'43.772	249,4	10:04'51.902
5	33.324	16.656	28.602	23.409	1'41.991	246,6	10:06'33.893

32° 88 A. GIOMBINI [1'40.365]							
Lap	Seg.1	Seg.2	Seg.3	Seg.4	Lap Time	km/h	Local Time
		16.321	28.857	23.396		248,3	9:58'06.666
1	32.989	15.965	27.993	23.418	1'40.365	252,9	9:59'47.031
2	34.973	16.025	28.371	23.266	1'42.635C	249,4	10:01'29.666
3	32.705	16.094	28.139	23.544	1'40.482	249,4	10:03'10.148
4	32.699	16.174	28.170	23.402	1'40.445	248,8	10:04'50.593
5	34.389	17.558	28.467	23.557	1'43.971	227,4	10:06'34.564

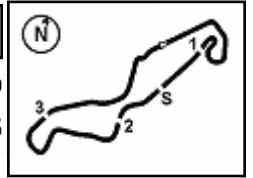
33° 24 M. RAMIREZ [1'41.180]							
Lap	Seg.1	Seg.2	Seg.3	Seg.4	Lap Time	km/h	Local Time
		16.588	28.598	23.489		251,7	9:57'54.733
1	34.196	17.950	40.650	35.131	2'07.927P	228,8	10:00'02.660
2	4'37.982	16.602	28.919	23.917	5'47.420P	245,5	10:05'50.080
3	33.126	16.133	28.344	23.577	1'41.180	248,3	10:07'31.260

34° 64 F. CARICASULO							
Lap	Seg.1	Seg.2	Seg.3	Seg.4	Lap Time	km/h	Local Time
		16.321	27.664	22.921		239,5	9:58'33.616
1	32.609	16.174				248,3	

19/04/2026 P = Pits In/Out - C = Lap Time Cancelled

These data/results cannot be reproduced, stored and/or transmitted in whole or in part by any manner of electronic, mechanical, photocopying, recording, broadcasting or otherwise now known or herein after developed without the previous express consent by the copyright owner, except for reproduction in daily press and regular printed publications on sale to the public within 60 days of the event related to those data/results and always provided that copyright symbol appears together as follows below.

© DORNA WSBK ORGANIZATION Srl 2026



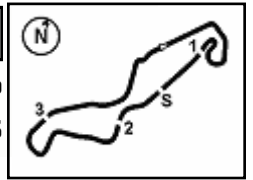
Pirelli Dutch Round, 17-19 April 2026
Best Laps & Speeds

No.	Rider Bike	Nat	Best Lap		FP		SP		WUP1		RC1		WUP2				
			LL	SPD	LL	SPD	LL	SPD	LL	SPD	LL	SPD	LL	SPD			
1	94 L. MAHIAS Yamaha YZF-R9	FRA	1'36.490 61 255,9		1'38.263 18 247,1		1'36.490 15 254,1		1'37.891 5 250,6		1'37.396 18 255,9		1'37.183 5 249,4				
2	53 V. DEBISE ZXMOTO 820RR	FRA	1'36.561 61 255,9		1'37.356 17 253,5		1'36.561 15 253,5		1'36.910 6 252,3		1'37.450 18 255,9		1'36.840 5 252,9				
3	75 A. ARENAS Yamaha YZF-R9	ESP	1'36.572 63 259,0		1'37.821 19 251,2		1'36.572 16 255,3		1'37.892 5 248,8		1'37.085 18 259,0		1'38.447 5 250,0				
4	69 T. BOOTH-AMOS Triumph Street Triple 765 RS	GBR	1'36.600 59 266,7		1'37.238 17 257,1		1'36.600 15 261,5		1'37.718 5 259,6		1'37.468 18 266,7		1'38.692 4 255,9				
5	61 C. ONCU Yamaha YZF-R9	TUR	1'36.628 66 256,5		1'37.010 20 248,3		1'36.628 17 256,5		1'37.084 6 247,1		1'37.563 18 254,7		1'37.936 5 253,5				
6	16 A. ZACCONE Ducati Panigale V2	ITA	1'36.646 58 259,6		1'37.833 16 253,5		1'36.646 14 258,4		1'38.417 5 252,3		1'37.537 18 259,6		1'37.476 5 257,1				
7	40 M. CASADEI Ducati Panigale V2	ITA	1'36.658 61 257,8		1'38.480 18 251,2		1'36.658 15 257,1		1'37.927 5 252,3		1'37.405 18 257,8		1'37.889 5 251,2				
8	65 P. OETTL Ducati Panigale V2	GER	1'36.667 66 259,6		1'37.900 21 259,6		1'36.667 17 259,6		1'37.035 5 253,5		1'37.421 18 259,6		1'37.475 5 259,0				
9	5 J. MASIA Ducati Panigale V2	ESP	1'36.872 57 259,6		1'37.794 14 254,7		1'36.872 15 257,1		1'37.485 5 252,3		1'37.151 18 259,6		1'37.993 5 252,9				
10	43 S. JESPERSEN Ducati Panigale V2	DEN	1'36.979 65 257,8		1'38.074 20 254,1		1'36.979 16 257,8		1'37.808 6 253,5		1'37.335 18 257,1		1'38.472 5 257,1				
11	77 D. AEGERTER Kawasaki ZX-6R 636	SUI	1'37.045 64 259,6		1'38.363 17 252,9		1'37.045 19 259,0		1'38.326 5 254,7		1'37.350 18 259,6		1'38.006 5 251,2				
12	11 M. FERRARI Ducati Panigale V2	ITA	1'37.134 67 264,1		1'37.426 19 255,3		1'37.134 19 264,1		1'37.671 6 252,9		1'37.733 18 257,8		1'38.208 5 253,5				
13	24 M. RAMIREZ QJMOTOR SRK 800 RS	ESP	1'37.225 64 259,6		1'38.190 20 254,7		1'37.225 19 259,6		1'38.293 4 253,5		1'38.143 18 255,3		1'41.180 3 251,7				
14	37 R. GARCIA Yamaha YZF-R9	ESP	1'37.319 46 255,9		1'38.947 17 255,9		1'37.391 15 252,9		1'38.114 5 255,9		1'37.319 4 253,5		1'37.627 5 253,5				
15	52 J. ALCOBA Kawasaki ZX-6R 636	ESP	1'37.363 59 260,2		1'37.430 15 256,5		1'37.363 16 253,5		1'37.755 5 252,3		1'37.457 18 260,2		1'38.019 5 255,3				
16	7 F. FARIOLI Yamaha YZF-R9	ITA	1'37.412 64 254,7		1'37.802 18 251,2		1'37.426 18 252,9		1'38.614 5 249,4		1'37.412 18 254,7		1'38.180 5 253,5				
17	57 A. MAHENDRA Yamaha YZF-R9	INA	1'37.431 61 255,9		1'38.259 17 251,7		1'37.682 16 255,9		1'37.839 5 251,7		1'37.431 18 254,7		1'37.809 5 251,7				
18	60 D. GEIGER Yamaha YZF-R9	GER	1'37.487 51 267,3		1'37.972 8 258,4		1'37.559 15 263,4		1'37.713 5 253,5		1'37.853 18 267,3		1'37.487 5 260,2				
19	50 O. VOSTATEK Triumph Street Triple 765 RS	CZE	1'37.379 63 257,1		1'37.859 17 251,7		1'37.613 18 257,1		1'37.839 5 252,9		1'38.098 18 255,9		1'37.379 5 255,3				
20	32 O. BAYLISS Triumph Street Triple 765 RS	AUS	1'37.649 65 262,1		1'38.233 17 256,5		1'37.649 20 261,5		1'38.028 5 257,1		1'37.654 18 262,1		1'38.193 5 261,5				
21	64 F. CARICASULO ZXMOTO 820RR	ITA	1'37.672 48 252,9		1'38.257 15 249,4		1'37.672 10 252,9		1'37.977 6 250,0		1'38.039 17 252,9		248,3				
22	31 Y. OKAMOTO Yamaha YZF-R9	JPN	1'37.681 63 254,1		1'38.536 16 250,0		1'37.681 19 254,1		1'38.722 5 251,7		1'37.968 18 251,2		1'38.518 5 252,3				
23	3 R. DE ROSA QJMOTOR SRK 800 RS	ITA	1'37.741 63 254,1		1'38.517 16 250,6		1'37.741 19 254,1		1'38.280 5 250,0		1'38.127 18 253,5		1'38.532 5 249,4				
24	70 J. WHATLEY Ducati Panigale V2	GBR	1'37.786 63 259,0		1'38.726 19 254,7		1'37.786 18 254,1		1'38.379 5 255,9		1'38.164 16 255,9		1'37.924 5 259,0				
25	4 J. KENNEDY Honda CBR600RR	IRL	1'37.891 62 252,9		1'38.448 16 248,8		1'37.891 18 252,9		1'39.275 5 246,6		1'38.696 18 251,7		1'38.784 5 251,2				

19/04/2026

These data/results cannot be reproduced, stored and/or transmitted in whole or in part by any manner of electronic, mechanical, photocopying, recording, broadcasting or otherwise now known or herein after developed without the previous express consent by the copyright owner, except for reproduction in daily press and regular printed publications on sale to the public within 60 days of the event related to those data/results and always provided that copyright symbol appears together as follows below.

© DORNA WSBK ORGANIZATION Srl 2026



TT Circuit Assen 4.542 m

Pirelli Dutch Round, 17-19 April 2026
Best Laps & Speeds

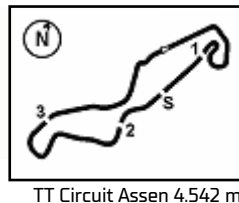
2 / 2

No.	Rider Bike	Nat	Best Lap		FP		SP		WUP1		RC1		WUP2					
			LL	SPD	LL	SPD	LL	SPD	LL	SPD	LL	SPD	LL	SPD				
26	20 X. CARDELUS Yamaha YZF-R9	AND	1'38.023 47 254,7		1'38.773 20 254,7		1'38.541 1 252,9		1'38.150 5 251,2		1'38.023 16 254,7		1'39.075 5 247,7					
27	19 A. KOFLER Yamaha YZF-R9	AUT	1'38.124 63 254,1		1'39.354 19 250,0		1'38.124 18 254,1		1'39.293 5 248,3		1'38.246 16 250,6		1'39.169 5 248,3					
28	54 R. ROSSI Ducati Panigale V2	ITA	1'38.173 62 257,1		1'39.366 19 253,5		1'38.173 15 254,7		1'39.093 5 252,3		1'39.311 18 254,7		1'39.557 5 257,1					
29	91 B. JIMENEZ Ducati Panigale V2	ESP	1'38.192 63 254,1		1'40.541 21 251,7		1'38.192 14 254,1		1'38.613 5 251,2		1'38.907 18 252,9		1'38.599 5 252,3					
30	10 L. TACCINI Ducati Panigale V2	ITA	1'38.499 62 257,8		1'39.263 16 253,5		1'38.499 18 255,9		1'39.443 5 253,5		1'39.009 18 253,5		1'38.849 5 257,8					
31	25 O. KONIG Triumph Street Triple 765 RS	CZE	1'38.514 61 255,3		1'39.129 17 252,9		1'38.877 16 255,3		1'39.483 5 251,7		1'38.859 18 252,9		1'38.514 5 254,1					
32	22 A. CARRASCO Honda CBR600RR	ESP	1'39.092 63 252,3		1'40.420 18 250,6		1'39.092 17 252,3		1'40.393 5 248,3		1'39.614 18 252,3		1'40.333 5 252,3					
33	73 J. CRETARO MV Agusta F3 800 RR	ITA	1'39.252 40 254,7		1'40.139 16 247,1		1'39.252 14 250,0		1'39.436 5 254,7				1'39.369 5 254,1					
34	88 A. GIOMBINI MV Agusta F3 800 RR	ITA	1'39.518 49 254,1		1'41.298 5 250,0		1'39.668 16 254,1		1'39.518 5 252,3		1'40.469 18 250,6		1'40.365 5 252,9					

19/04/2026

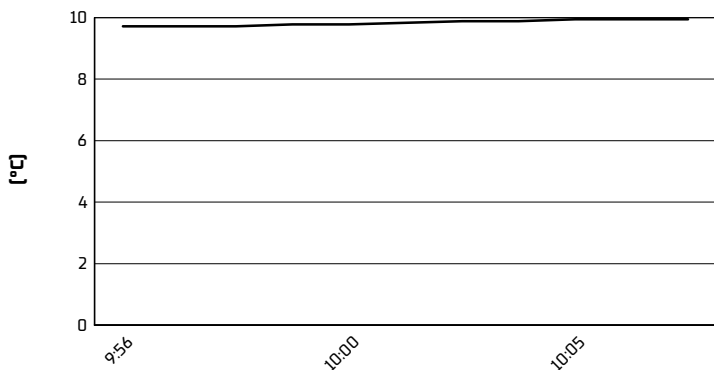
These data/results cannot be reproduced, stored and/or transmitted in whole or in part by any manner of electronic, mechanical, photocopying, recording, broadcasting or otherwise now known or herein after developed without the previous express consent by the copyright owner, except for reproduction in daily press and regular printed publications on sale to the public within 60 days of the event related to those data/results and always provided that copyright symbol appears together as follows below.

© DORNA WSBK ORGANIZATION Srl 2026

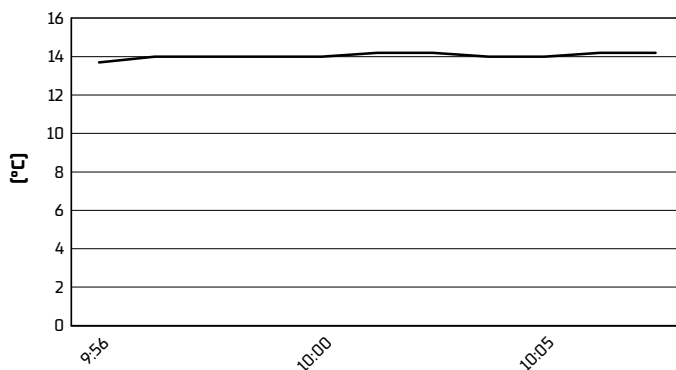


Pirelli Dutch Round, 17-19 April 2026
Weather Report Warm Up 2
Session started 09:56 - Session ended 10:08


Air Temperature



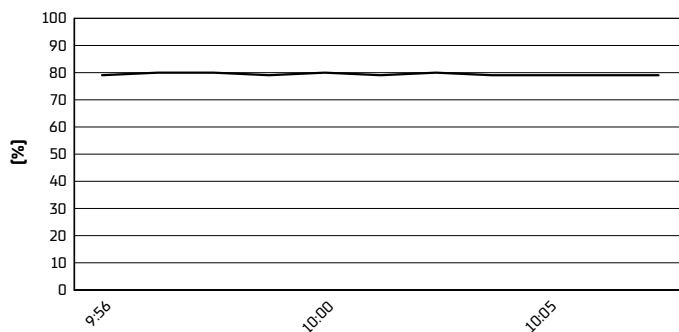
Track Temperature



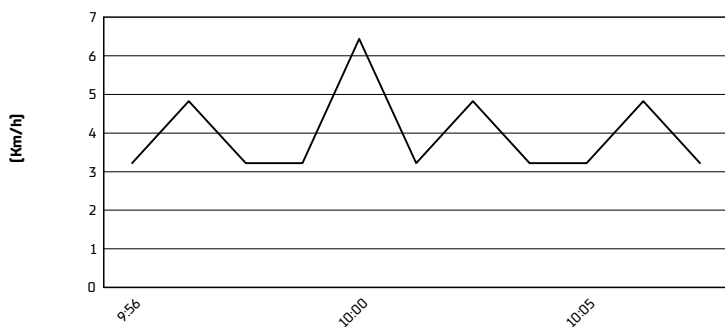
Air Pressure



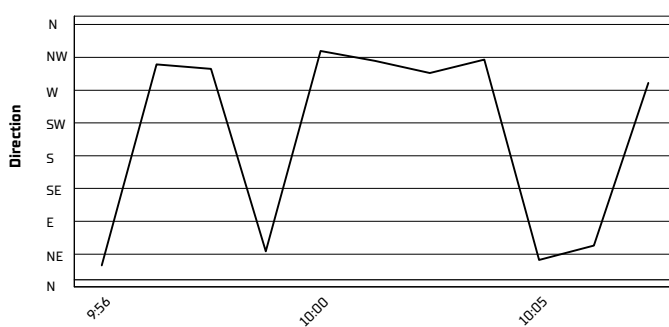
Humidity



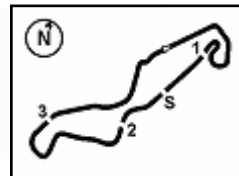
Wind Speed



Wind Direction



19/04/2026
These data/results cannot be reproduced, stored and/or transmitted in whole or in part by any manner of electronic, mechanical, photocopying, recording, broadcasting or otherwise now known or herein after developed without the previous express consent by the copyright owner, except for reproduction in daily press and regular printed publications on sale to the public within 60 days of the event related to those data/results and always provided that copyright symbol appears together as follows below.
© DORNA WSBK ORGANIZATION Srl 2026



TT Circuit Assen 4.542 m

Pirelli Dutch Round, 17-19 April 2026
Starting Grid - Race 2 (18 Laps x 4,542 km = 81,756 km)

1	1	75 ARENAS A. Yamaha 1'37.085 RC1	2	5 MASIA J. Ducati 1'37.151 RC1	3	37 GARCIA R. Yamaha 1'37.319 RC1
2	4	43 JESPERSEN S. Ducati 1'37.335 RC1	5	77 AEGERTER D. Kawasaki 1'37.350 RC1	6	94 MAHIAS L. Yamaha 1'37.396 RC1
3	7	40 CASADEI M. Ducati 1'37.405 RC1	8	7 FARIOLI F. Yamaha 1'37.412 RC1	9	65 OETTL P. Ducati 1'37.421 RC1
4	10	53 DEBISE V. ZXMOTO 1'36.561 SP	11	69 BOOTH-AMOS T. Triumph 1'36.600 SP	12	61 ONCU C. Yamaha 1'36.628 SP
5	13	16 ZACCONE A. Ducati 1'36.646 SP	14	11 FERRARI M. Ducati 1'37.134 SP	15	24 RAMIREZ M. QJMOTOR 1'37.225 SP
6	16	52 ALCOBA J. Kawasaki 1'37.363 SP	17	60 GEIGER D. Yamaha 1'37.559 SP	18	50 VOSTATEK O. Triumph 1'37.613 SP
7	19	32 BAYLISS D. Triumph 1'37.649 SP	20	64 CARICASULO F. ZXMOTO 1'37.672 SP	21	31 OKAMOTO Y. Yamaha 1'37.681 SP
8	22	57 MAHENDRA A. Yamaha 1'37.682 SP	23	3 DE ROSA R. QJMOTOR 1'37.741 SP	24	70 WHATLEY J. Ducati 1'37.786 SP
9	25	4 KENNEDY J. Honda 1'37.891 SP	26	19 KOFLER A. Yamaha 1'38.124 SP	27	54 ROSSI R. Ducati 1'38.173 SP
10	28	91 JIMENEZ B. Ducati 1'38.192 SP	29	10 TACCINI L. Ducati 1'38.499 SP	30	20 CARDELUS X. Yamaha 1'38.541 SP
11	31	25 KONIG O. Triumph 1'38.877 SP	32	22 CARRASCO A. Honda 1'39.092 SP	33	73 CRETARO J. MV Agusta 1'39.252 SP
12	34	88 GIOMBINI A. MV Agusta 1'39.668 SP				

19/04/2026 The Race Director: **Stefano Carloia**

These data/results cannot be reproduced, stored and/or transmitted in whole or in part by any manner of electronic, mechanical, photocopying, recording, broadcasting or otherwise now known or herein after developed without the previous express consent by the copyright owner, except for reproduction in daily press and regular printed publications on sale to the public within 60 days of the event related to those data/results and always provided that copyright symbol appears together as follows below. © DORNA WSBK ORGANIZATION Srl 2026

FICR PERUGIA TIMING

