

TT Circuit Assen 4.542 m

Pirelli Dutch Round, 17-19 April 2026
Results Race 2

Laps 12 = 54,504 Km - Time of Race 21'49.169 - Avg. 149,877 km/h

1 / 2

Pos	Grid	No. Rider	Nat	Team	Bike	LL	Gap	Rel.	Fastest Lap	Speed	Qualifying	Speed
1	1	36 B. NEILA	ESP	Ampito Crescent Yamaha	Yamaha YZF-R7	12			1'47.132	201,9	1'47.312	200,0
2	2	6 M. HERRERA	ESP	Terra & Vita GRT Yamaha WorldWCR	Yamaha YZF-R7	12	0.170	0.170	1'47.481	202,2	1'47.031	201,9
3	7	94 L. BOUDESSEUL	FRA	GMT94 Yamaha	Yamaha YZF-R7	12	9.538	9.368	1'48.764	205,3	1'48.248	205,7
4	3	96 R. PONZIANI	ITA	Klint Racing Team	Yamaha YZF-R7	12	16.773	7.235	1'48.876	206,1	1'48.402	201,5
5	4	12 M. SARAPUECH	THA	EEST NJT Racing Team	Yamaha YZF-R7	12	17.249	0.476	1'48.832	206,1	1'49.421	206,9
6	5	15 C. JONES	GBR	Monster Energy Crescent Yamaha	Yamaha YZF-R7	12	17.351	0.102	1'49.068	210,5	1'49.313	203,8
7	8	11 Y. CERPA	ESP	MotosCerpa-Gradara Corse	Yamaha YZF-R7	12	17.453	0.102	1'48.565	208,5	1'49.538	203,8
8	9	8 T. RELPH	AUS	Full Throttle Racing	Yamaha YZF-R7	12	17.495	0.042	1'48.970	208,9	1'47.813	207,7
9	10	46 P. RUIZ	ESP	PR46+1 Racing Team	Yamaha YZF-R7	12	17.567	0.072	1'48.768	204,2	1'48.688	201,9
10	14	14 M. DOBBS	USA	YVS Sabadell Diva Racing	Yamaha YZF-R7	12	17.661	0.094	1'49.394	206,5	1'49.769	206,9
11	11	20 N. RIVERA	ESP	Terra & Vita GRT Yamaha WorldWCR	Yamaha YZF-R7	12	29.754	12.093	1'49.586	204,5	1'48.730	199,3
12	12	83 A. MADRIGAL	MEX	Pons Italika Racing FIMLA	Yamaha YZF-R7	12	29.855	0.101	1'49.827	206,9	1'49.281	199,3
13	6	64 S. SANCHEZ	ESP	Hadden Racing Team	Yamaha YZF-R7	12	30.134	0.279	1'49.281	204,9	1'48.340	199,6
14	18	88 D. DAL ZOTTO	ITA	PATA AG Motorsport Italia	Yamaha YZF-R7	12	39.908	9.774	1'50.818	202,6	1'50.480	204,2
15 P	17	4 E. BONDI	FRA	FT Racing Academy	Yamaha YZF-R7	12	40.000	0.092	1'50.325	206,1	1'50.388	200,7
16	16	22 M. GUARINO	ITA	Prata Motor Sport	Yamaha YZF-R7	12	40.585	0.585	1'50.387	206,1	1'50.096	198,2
17	15	37 L. VIEILLARD	FRA	FT Racing Academy	Yamaha YZF-R7	12	40.901	0.316	1'50.777	202,6	1'49.899	201,1
18	22	99 I. CARRENO	CHI	Pons Italika Racing FIMLA	Yamaha YZF-R7	12	41.095	0.194	1'50.311	209,7	1'51.352	197,8
19	19	41 A. BARALE	ITA	Hadden Racing Team	Yamaha YZF-R7	12	41.102	0.007	1'50.745	206,5	1'50.591	203,4
20	20	19 A. OUREDNIKOVA	CZE	Dafitmotoracing	Yamaha YZF-R7	12	41.850	0.748	1'50.573	208,5	1'51.130	203,0
21	21	44 P. SOWA	POL	Team Trasimeno	Yamaha YZF-R7	12	42.313	0.463	1'50.763	206,9	1'51.271	200,0
22	24	61 B. SCHEFFER	NED	Motorradtechnik Geenen by Yamaha	Yamaha YZF-R7	12	49.997	7.684	1'51.120	207,3	1'52.334	201,1
23	25	26 K. HAND	GBR	Team Trasimeno	Yamaha YZF-R7	12	50.162	0.165	1'51.307	207,3	1'52.818	201,1
24	13	66 K. DANAK	POL	Yamaha AD78 FIMLA	Yamaha YZF-R7	12	58.803	8.641	1'48.910	206,9	1'49.755	199,6
25	23	16 L. MICHEL	GER	TSL-Racing	Yamaha YZF-R7	11	1 Lap	1 Lap	1'51.458	205,7	1'51.558	203,0

AIR	Humidity:	74%	Temp:	10°C
TRACK	Condition:	Dry	Temp:	15°C

Records	Pole [SP]	2026	M.Herrera	1'47.031	152,771 Km/h
	Race [RC1]	2026	B.Neila	1'47.150	152,601 Km/h
	All Times [SP]	2026	M.Herrera	1'47.031	152,771 Km/h
Race Fastest Lap	[New Record]	Lap 11	B.Neila	1'47.132	152,627 Km/h

LAP LEADERS					
No. Rider	From	To	Laps	Total	
6 M. HERRERA	1	4	4		
36 B. NEILA	5	5	1		
6 M. HERRERA	6	11	6	10	
36 B. NEILA	12	12	1	2	

TOTAL LEADER LAPS		
No. Rider	Laps	
6 M. HERRERA	39	
36 B. NEILA	2	
58 P. RAMOS	1	

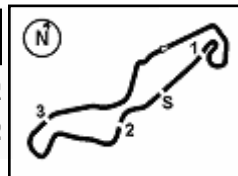
19/04/2026 12:00 12:27 The results are provisional until the end of the time limit for protests and appeals and the completion of the technical checks.

Clerk Of The Course: **Roland Brontsema**

Publication Time: **12:30**

These data/results cannot be reproduced, stored and/or transmitted in whole or in part by any manner of electronic, mechanical, photocopying, recording, broadcasting or otherwise now known or herein after developed without the previous express consent by the copyright owner, except for reproduction in daily press and regular printed publications on sale to the public within 60 days of the event related to those data/results and always provided that copyright symbol appears together as follows below.

© DORNA WSBK ORGANIZATION Srl 2026



TT Circuit Assen 4.542 m

Pirelli Dutch Round, 17-19 April 2026
Results Race 2

Race Highlights

Time	No. Rider	Description
11.45.00		Sighting Lap Started
11.50.49		DROPS of RAIN in Sector(s): 1
11.52.56		DROPS of RAIN in Sector(s): 1-3
11.56.58		No more drops of rain
11.57.52		Warm Up Lap Started
12.00.36		Start of Session
12.03.09	64 S. SANCHEZ	#64 2X Long Lap Penalty - Jump Start
12.04.44		Yellow Flag Out - Turn 3-4
12.04.45	64 S. SANCHEZ	#64 1 of 2X Long Lap Penalty Completed
12.04.46		Yellow Flag In - Turn 3-4
12.05.03	16 L. MICHEL	#16 On the Gravel - Rejoined - Turn 3
12.06.33	64 S. SANCHEZ	#64 2 of 2X Long Lap Penalty Completed
12.09.27		WHITE FLAG
12.09.36		DROPS of RAIN in Sector(s): 1
12.10.25		DROPS of RAIN in Sector(s): 1-4
12.11.24		DROPS of RAIN in Sector(s): 4
12.12.41		DROPS of RAIN in Sector(s): 1
12.15.10		2/3 of Race Distance Completed
12.16.21		DROPS of RAIN in Sector(s): 1
12.20.34	36 B. NEILA	#36 Lap Time Cancelled [1'48.332] - Exceeded Track Limits - Turn 17
12.21.18		Double Yellow Flag Out - Turn 5
12.21.19		Yellow Flag Out - Turn 5
12.21.27	66 K. DANAK	#66 Crashed - Turn 5
12.21.36		Yellow Flag Out - Turn 5
12.21.54	66 K. DANAK	#66 Rejoined
12.21.58		Yellow Flag In - Turn 5
12.21.58		Riders Under Yellow Flag at Turn 5: #20 #83 #64 #88 #22 #4 #37 #99 #41 #44 #19 #26 #61 #66
12.27.09	4 E. BONDI	#4 Penalized to Drop 1 Position - Exceeded Track Limits on Final Lap - Turn 17
12.27.37		End of Session

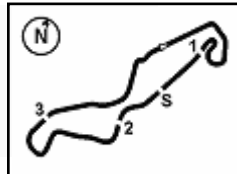
19/04/2026 12:00 12:27 The results are provisional until the end of the time limit for protests and appeals and the completion of the technical checks.

Clerk Of The Course: **Roland Brontsema**
 Publication Time: **12:30**

These data/results cannot be reproduced, stored and/or transmitted in whole or in part by any manner of electronic, mechanical, photocopying, recording, broadcasting or otherwise now known or herein after developed without the previous express consent by the copyright owner, except for reproduction in daily press and regular printed publications on sale to the public within 60 days of the event related to those data/results and always provided that copyright symbol appears together as follows below.

© DORNA WSBK ORGANIZATION Srl 2026





Pirelli Dutch Round, 17-19 April 2026
Riders Standings

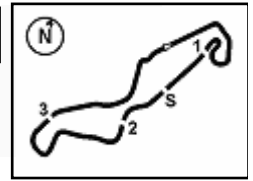
TT Circuit Assen 4.542 m

	Points	Points From First	Points From Previous	March 29 PORTIMAO	April 19 ASSEN	May 3 BALATON	June 14 MISANO	July 12 DONINGTON	October 18 JEREZ										
1 HERRERA Maria (ESP)	90			25 20 1 1	25 20 1 1														
2 NEILA Beatriz (ESP)	77	13		16 16 3 3	20 25 2 2														
3 PONZIANI Roberta (ITA)	52	38	25	10 13 6 4	16 13 4 3														
4 RAMOS Paola (ESP)	45	45	7	20 25 2 1		3 4													
5 SARAPUECH Muklada (THA)	34	56	11	5 7 11 11	11 11 6 5														
6 RIVERA Natalia (ESP)	32	58	2	8 9 8 6	10 5 5 6														
7 BOUDESSEUL Lucie (FRA)	29	61	3	13 4 10	16 14 7														
8 JONES Chloe (GBR)	28	62	1	3 2 13 14	13 10 8 8														
9 RUIZ Pakita (ESP)	27	63	1	9 11 7 5		7 9													
10 CERPA Yvonne (ESP)	26	64	1	7 10 9 6		9 10													
11 RELPH Tayla (AUS)	22	68	4	6 8 10 9		8 11													
12 SANCHEZ Sara (ESP)	20	70	2	11 6 5 6		3 12													
13 MADRIGAL Astrid (MEX)	18	72	2	5 9 14 11		4 13													
14 DANAK Karolina (POL)	14	76	4	2 4 14 13		8 11	14												
15 DAL ZOTTO Denise (ITA)	8	82	6	1 5 16 17		2 15													
16 BARALE Arianna (ITA)	7	83	1		7 15 16														
17 VEILLARD Line (FRA)	7	83	0	4 3 12 12		15 16													
18 DOBBS Mallory (USA)	6	84	1			6 18													
19 CARRENO Isis (CHI)	6	84	0			6 17 18													
20 SOWA Patrycja (POL)	4	86	2			4 19 20													
21 MICHEL Lucy (GER)	3	87	1			3 20 21													
22 HAND Katie (GBR)	2	88	1			2 21 22													
23 OUREDNIKOVA Adela (CZE)	2	88	0	1 15 16		1 21 22													
24 BONDI Emily (FRA)	1	89	1			1 24													

19/04/2026 First Line: Championship Standings - Second Line: Ranking Progression

These data/results cannot be reproduced, stored and/or transmitted in whole or in part by any manner of electronic, mechanical, photocopying, recording, broadcasting or otherwise now known or herein after developed without the previous express consent by the copyright owner, except for reproduction in daily press and regular printed publications on sale to the public within 60 days of the event related to those data/results and always provided that copyright symbol appears together as follows below.

© DORNA WSBK ORGANIZATION Srl 2026



TT Circuit Assen 4.542 m

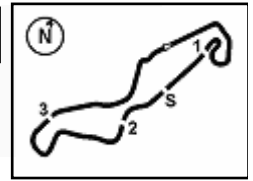
Pirelli Dutch Round, 17-19 April 2026
Pirelli Best Lap Award

	Points	Points From First	Points From Previous	March 29 PORTIMAO	April 19 ASSEN	May 3 BALATON	June 14 MISANO	July 12 DONINGTON	October 18 JEREZ								
1 NEILA Beatriz (ESP)	3			1	1 1												
2 HERRERA Maria (ESP)	1	2		1													

19/04/2026 First Line: Race 1 & 2

These data/results cannot be reproduced, stored and/or transmitted in whole or in part by any manner of electronic, mechanical, photocopying, recording, broadcasting or otherwise now known or herein after developed without the previous express consent by the copyright owner, except for reproduction in daily press and regular printed publications on sale to the public within 60 days of the event related to those data/results and always provided that copyright symbol appears together as follows below.

© DORNA WSBK ORGANIZATION Srl 2026



Pirelli Dutch Round, 17-19 April 2026
Best Finish Award Race 2

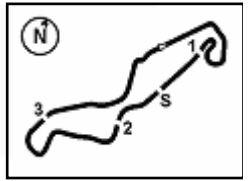
TT Circuit Assen 4.542 m

Points	Points From First	Points From Previous	March 29	April 19	May 3	June 14	July 12	October 18											
			PORTIMAO	ASSEN	BALATON	MISANO	DONINGTON	JEREZ											
1	GUARINO	20	8	12															
	Martina (ITA)		17	16															
2	HAND	16	5	9	2														
	Katie (GBR)	4	18	14	23														
3	MICHEL	16	3	6	7														
	Lucy (GER)	4 0	21	19	13														
4	CARRENO	13	9	4															
	Isis (CHI)	7 3	10	18															
5	OUREDNIKOVA	13	4	9															
	Adela (CZE)	7 0	15	15															
6	JONES	13	7	6															
	Chloe (GBR)	7 0	13	4															
7	SARAPUECH	12	2	4	6														
	Muklada (THA)	8 1	11	9	5														
8	DAL ZOTTO	12	1	3	5	3													
	Denise (ITA)	8 0	16	15	11	14													
9	BARALE	11	1	1	9														
	Arianna (ITA)	9 1	20	21	9														
10	CERPA	10	9	1															
	Yvonne (ESP)	10 1	17	7															
11	DANAK	10	1	4	5														
	Karolina (POL)	10 0	14	12	8														
12	SOWA	9	1	2	6														
	Patrycja (POL)	11 1	22	22	12														
13	SCHEFFER	8	6	2															
	Birgit (NED)	12 1	18	22															
14	DOBBS	7	3	4															
	Mallory (USA)	13 1	17	10															
15	BOUDESSEUL	7	3	4															
	Lucie (FRA)	13 0	4	3															
16	PONZIANI	4	4																
	Roberta (ITA)	16 3		3															
17	VEILLARD	4	2	2															
	Line (FRA)	16 0	12	13															
18	RUIZ	4	1	2	1														
	Pakita (ESP)	16 0	7	5	9														
19	BONDI	3	3																
	Emily (FRA)	17 1		15															
20	SANCHEZ	3	3																
	Sara (ESP)	17 0	5																
21	RELPH	3	2	1															
	Tayla (AUS)	17 0	8	8															
22	RIVERA	3	1	2															
	Natalia (ESP)	17 0	8	6															
23	MADRIGAL	2	2																
	Astrid (MEX)	18 1		7															
24	RAMOS	2	2																
	Paola (ESP)	18 0	1																

19/04/2026 First Line: Gained Positions - Second Line: Race Position - Underline: Best Finisher

These data/results cannot be reproduced, stored and/or transmitted in whole or in part by any manner of electronic, mechanical, photocopying, recording, broadcasting or otherwise now known or herein after developed without the previous express consent by the copyright owner, except for reproduction in daily press and regular printed publications on sale to the public within 60 days of the event related to those data/results and always provided that copyright symbol appears together as follows below.

© DORNA WSBK ORGANIZATION Srl 2026



TT Circuit Assen 4.542 m

Pirelli Dutch Round, 17-19 April 2026
Best Finish Award Race 2

	Points	Points From First	Points From Previous	March 29 PORTIMAO	April 19 ASSEN	May 3 BALATON	June 14 MISANO	July 12 DONINGTON	October 18 JEREZ								
25 NEILA Beatriz (ESP)	1	19	1	1 3													

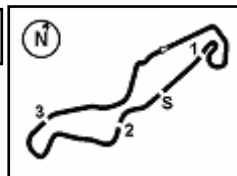
19/04/2026

First Line: Gained Positions - Second Line: Race Position - Underline: Best Finisher

These data/results cannot be reproduced, stored and/or transmitted in whole or in part by any manner of electronic, mechanical, photocopying, recording, broadcasting or otherwise now known or herein after developed without the previous express consent by the copyright owner, except for reproduction in daily press and regular printed publications on sale to the public within 60 days of the event related to those data/results and always provided that copyright symbol appears together as follows below.

© DORNA WSBK ORGANIZATION Srl 2026





Pirelli Dutch Round, 17-19 April 2026
Best Sectors & Speed Race 2

TT Circuit Assen 4.542 m

RESULTS

			Laps
1	36 B. NEILA	Yamaha YZF-R7	12
2	6 M. HERRERA	Yamaha YZF-R7	0.170
3	94 L. BOUDESSEUL	Yamaha YZF-R7	9.538
4	96 R. PONZIANI	Yamaha YZF-R7	16.773
5	12 M. SARAPUECH	Yamaha YZF-R7	17.249
6	15 C. JONES	Yamaha YZF-R7	17.351
7	11 Y. CERPA	Yamaha YZF-R7	17.453
8	8 T. RELPH	Yamaha YZF-R7	17.495
9	46 P. RUIZ	Yamaha YZF-R7	17.567
10	14 M. DOBBS	Yamaha YZF-R7	17.661
11	20 N. RIVERA	Yamaha YZF-R7	29.754
12	83 A. MADRIGAL	Yamaha YZF-R7	29.855
13	64 S. SANCHEZ	Yamaha YZF-R7	30.134
14	88 D. DAL ZOTTO	Yamaha YZF-R7	39.908
15	4 E. BONDI	Yamaha YZF-R7	40.000
16	22 M. GUARINO	Yamaha YZF-R7	40.585
17	37 L. VIEILLARD	Yamaha YZF-R7	40.901
18	99 I. CARRENO	Yamaha YZF-R7	41.095
19	41 A. BARALE	Yamaha YZF-R7	41.102
20	19 A. OUREDNICKOVA	Yamaha YZF-R7	41.850
21	44 P. SOWA	Yamaha YZF-R7	42.313
22	61 B. SCHEFFER	Yamaha YZF-R7	49.997
23	26 K. HAND	Yamaha YZF-R7	50.162
24	66 K. DANAK	Yamaha YZF-R7	58.803
25	16 L. MICHEL	Yamaha YZF-R7	1 Lap

SPEED

1	15 C. JONES	Yamaha YZF-R7	210,5
2	99 I. CARRENO	Yamaha YZF-R7	209,7
3	8 T. RELPH	Yamaha YZF-R7	208,9
4	11 Y. CERPA	Yamaha YZF-R7	208,5
5	19 A. OUREDNICKOVA	Yamaha YZF-R7	208,5
6	26 K. HAND	Yamaha YZF-R7	207,3
7	61 B. SCHEFFER	Yamaha YZF-R7	207,3
8	83 A. MADRIGAL	Yamaha YZF-R7	206,9
9	66 K. DANAK	Yamaha YZF-R7	206,9
10	44 P. SOWA	Yamaha YZF-R7	206,9
11	41 A. BARALE	Yamaha YZF-R7	206,5
12	14 M. DOBBS	Yamaha YZF-R7	206,5
13	12 M. SARAPUECH	Yamaha YZF-R7	206,1
14	4 E. BONDI	Yamaha YZF-R7	206,1
15	96 R. PONZIANI	Yamaha YZF-R7	206,1
16	22 M. GUARINO	Yamaha YZF-R7	206,1
17	16 L. MICHEL	Yamaha YZF-R7	205,7
18	94 L. BOUDESSEUL	Yamaha YZF-R7	205,3
19	64 S. SANCHEZ	Yamaha YZF-R7	204,9
20	20 N. RIVERA	Yamaha YZF-R7	204,5
21	46 P. RUIZ	Yamaha YZF-R7	204,2
22	37 L. VIEILLARD	Yamaha YZF-R7	202,6
23	88 D. DAL ZOTTO	Yamaha YZF-R7	202,6
24	6 M. HERRERA	Yamaha YZF-R7	202,2
25	36 B. NEILA	Yamaha YZF-R7	201,9

SEG. 1

1	36 B. NEILA	34.796
2	6 M. HERRERA	34.849
3	11 Y. CERPA	35.118
4	8 T. RELPH	35.125
5	66 K. DANAK	35.203
6	15 C. JONES	35.248
7	12 M. SARAPUECH	35.285
8	96 R. PONZIANI	35.296
9	94 L. BOUDESSEUL	35.299
10	46 P. RUIZ	35.374
11	64 S. SANCHEZ	35.450
12	83 A. MADRIGAL	35.507
13	20 N. RIVERA	35.700
14	14 M. DOBBS	35.724
15	22 M. GUARINO	35.740
16	19 A. OUREDNICKOVA	35.819
17	37 L. VIEILLARD	35.828
18	99 I. CARRENO	35.874
19	88 D. DAL ZOTTO	35.942
20	44 P. SOWA	35.981
21	4 E. BONDI	35.984
22	41 A. BARALE	36.085
23	61 B. SCHEFFER	36.093
24	26 K. HAND	36.198
25	16 L. MICHEL	36.470

SEG. 2

1	36 B. NEILA	17.836
2	6 M. HERRERA	17.950
3	14 M. DOBBS	18.038
4	11 Y. CERPA	18.039
5	4 E. BONDI	18.115
6	8 T. RELPH	18.136
7	64 S. SANCHEZ	18.183
8	15 C. JONES	18.193
9	12 M. SARAPUECH	18.205
10	83 A. MADRIGAL	18.222
11	46 P. RUIZ	18.241
12	41 A. BARALE	18.275
13	94 L. BOUDESSEUL	18.292
14	96 R. PONZIANI	18.304
15	20 N. RIVERA	18.339
16	66 K. DANAK	18.356
17	99 I. CARRENO	18.366
18	88 D. DAL ZOTTO	18.426
19	61 B. SCHEFFER	18.437
20	22 M. GUARINO	18.473
21	37 L. VIEILLARD	18.485
22	16 L. MICHEL	18.489
23	26 K. HAND	18.524
24	44 P. SOWA	18.548
25	19 A. OUREDNICKOVA	18.553

SEG. 3

1	36 B. NEILA	29.201
2	46 P. RUIZ	29.339
3	6 M. HERRERA	29.341
4	94 L. BOUDESSEUL	29.423
5	11 Y. CERPA	29.430
6	96 R. PONZIANI	29.513
7	8 T. RELPH	29.528
8	15 C. JONES	29.529
9	64 S. SANCHEZ	29.651
10	66 K. DANAK	29.665
11	12 M. SARAPUECH	29.683
12	20 N. RIVERA	29.771
13	14 M. DOBBS	29.830
14	83 A. MADRIGAL	29.840
15	19 A. OUREDNICKOVA	29.923
16	37 L. VIEILLARD	29.946
17	44 P. SOWA	29.999
18	4 E. BONDI	30.018
19	88 D. DAL ZOTTO	30.035
20	26 K. HAND	30.066
21	99 I. CARRENO	30.087
22	41 A. BARALE	30.095
23	22 M. GUARINO	30.131
24	16 L. MICHEL	30.287
25	61 B. SCHEFFER	30.454

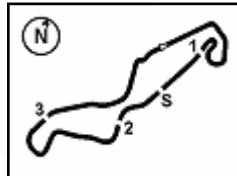
SEG. 4

1	36 B. NEILA	25.192
2	6 M. HERRERA	25.258
3	8 T. RELPH	25.269
4	46 P. RUIZ	25.358
5	66 K. DANAK	25.361
6	96 R. PONZIANI	25.427
7	14 M. DOBBS	25.474
8	20 N. RIVERA	25.517
9	11 Y. CERPA	25.558
10	15 C. JONES	25.570
11	37 L. VIEILLARD	25.574
12	64 S. SANCHEZ	25.589
13	12 M. SARAPUECH	25.639
14	94 L. BOUDESSEUL	25.648
15	83 A. MADRIGAL	25.650
16	41 A. BARALE	25.784
17	44 P. SOWA	25.797
18	99 I. CARRENO	25.817
19	4 E. BONDI	25.837
20	19 A. OUREDNICKOVA	25.898
21	16 L. MICHEL	25.908
22	22 M. GUARINO	26.019
23	61 B. SCHEFFER	26.057
24	88 D. DAL ZOTTO	26.198
25	26 K. HAND	26.240

19/04/2026

These data/results cannot be reproduced, stored and/or transmitted in whole or in part by any manner of electronic, mechanical, photocopying, recording, broadcasting or otherwise now known or herein after developed without the previous express consent by the copyright owner, except for reproduction in daily press and regular printed publications on sale to the public within 60 days of the event related to those data/results and always provided that copyright symbol appears together as follows below.

© DORNA WSBK ORGANIZATION Srl 2026



TT Circuit Assen 4.542 m

Pirelli Dutch Round, 17-19 April 2026
Lap Chart Race 2

1 / 4

	Lap											
	1	2	3	4	5	6	7	8	9	10	11	12
1	6	6	6	6	36	6	6	6	6	6	6	36
2	36	36	36	36	6	36	36	36	36	36	36	6
3	96	96	94	94	94	94	94	94	94	94	94	94
4	12	12	12	96	12	12	11	12	96	12	12	96
5	94	94	96	12	15	11	12	96	12	96	96	12
6	46	64	15	11	96	15	96	11	15	15	11	15
7	64	15	11	15	11	96	15	15	11	11	15	11
8	15	46	46	46	46	46	46	14	14	14	46	8
9	11	11	83	8	8	14	14	46	46	46	14	46
10	14	14	14	83	14	8	66	8	8	8	8	14
11	83	83	8	14	83	66	8	66	66	66	66	20
12	20	20	20	66	66	20	64	64	64	20	20	83
13	8	8	64	20	20	83	20	20	83	83	64	64
14	4	66	66	64	64	64	83	83	83	64	64	4
15	66	88	22	4	37	37	88	88	88	88	88	88
16	88	37	37	88	88	22	22	37	22	22	22	22
17	37	22	4	22	22	88	44	22	44	37	4	37
18	22	4	88	37	44	44	37	44	4	4	37	99
19	99	99	99	44	99	4	4	4	37	99	99	41
20	44	44	44	99	41	99	99	99	44	44	19	19
21	19	19	19	19	19	19	19	19	19	41	41	44
22	26	41	41	41	4	41	41	41	41	19	19	61
23	41	26	26	26	26	61	61	61	26	26	26	26
24	61	61	61	61	61	26	26	26	61	61	61	66
25	16	16	16	16	16	16	16	16	16	16	16	16

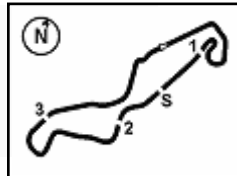
Final Result		
1	36 B. NEILA	Laps 12
2	6 M. HERRERA	0.170
3	94 L. BOUDESSEUL	9.538
4	96 R. PONZIANI	16.773
5	12 M. SARAPUECH	17.249
6	15 C. JONES	17.351
7	11 Y. CERPA	17.453
8	8 T. RELPH	17.495
9	46 P. RUIZ	17.567
10	14 M. DOBBS	17.661
11	20 N. RIVERA	29.754
12	83 A. MADRIGAL	29.855
13	64 S. SANCHEZ	30.134
14	88 D. DAL ZOTTO	39.908
15	4 E. BONDI [P]	40.000
16	22 M. GUARINO	40.585
17	37 L. VIEILLARD	40.901
18	99 I. CARRENO	41.095
19	41 A. BARALE	41.102
20	19 A. OUREDINICKOVA	41.850
21	44 P. SOWA	42.313
22	61 B. SCHEFFER	49.997
23	26 K. HAND	50.162
24	66 K. DANAK	58.803
25	16 L. MICHEL	1 Lap

19/04/2026

These data/results cannot be reproduced, stored and/or transmitted in whole or in part by any manner of electronic, mechanical, photocopying, recording, broadcasting or otherwise now known or herein after developed without the previous express consent by the copyright owner, except for reproduction in daily press and regular printed publications on sale to the public within 60 days of the event related to those data/results and always provided that copyright symbol appears together as follows below.

© DORNA WSBK ORGANIZATION Srl 2026





TT Circuit Assen 4.542 m

**Pirelli Dutch Round, 17-19 April 2026
Lap Chart Race 2**

2 / 4

Lap 1

1	6	M.Herrera	1'52.671
2	36	B.Neila	0.245
3	96	R.Ponziani	1.580
4	12	M.Sarapuech	1.678
5	94	L.Boudesseul	1.945
6	46	P.Ruiz	2.334
7	64	S.Sanchez	2.652
8	15	C.Jones	2.779
9	11	Y.Cerpa	3.101
10	14	M.Dobbs	3.517
11	83	A.Madrigal	3.743
12	20	N.Rivera	4.411
13	8	T.Relph	4.714
14	4	E.Bondi	5.332
15	66	K.Danak	5.408
16	88	D.Dal Zotto	5.900
17	37	L.Vieillard	6.113
18	22	M.Guarino	6.439
19	99	I.Carreno	6.582
20	44	P.Sowa	7.454
21	19	A.Ourednickova	7.838
22	26	K.Hand	8.073
23	41	A.Barale	8.265
24	61	B.Scheffer	8.496
25	16	L.Michel	8.719

Lap 4

1	6	M.Herrera	7'17.098
2	36	B.Neila	0.193
3	94	L.Boudesseul	5.043
4	96	R.Ponziani	5.579
5	12	M.Sarapuech	5.708
6	11	Y.Cerpa	5.773
7	15	C.Jones	5.997
8	46	P.Ruiz	6.115
9	8	T.Relph	8.903
10	83	A.Madrigal	9.082
11	14	M.Dobbs	9.195
12	66	K.Danak	9.421
13	20	N.Rivera	9.844
14	64	S.Sanchez	12.695
15	4	E.Bondi	17.581
16	88	D.Dal Zotto	17.604
17	22	M.Guarino	17.840
18	37	L.Vieillard	18.191
19	44	P.Sowa	18.354
20	99	I.Carreno	18.447
21	19	A.Ourednickova	18.575
22	41	A.Barale	18.789
23	26	K.Hand	19.022
24	61	B.Scheffer	19.341
25	16	L.Michel	56.460

Lap 2

1	6	M.Herrera	3'40.811
2	36	B.Neila	0.207
3	96	R.Ponziani	2.316
4	12	M.Sarapuech	2.370
5	94	L.Boudesseul	2.569
6	64	S.Sanchez	3.897
7	15	C.Jones	4.112
8	46	P.Ruiz	4.234
9	11	Y.Cerpa	4.485
10	14	M.Dobbs	5.271
11	83	A.Madrigal	5.430
12	20	N.Rivera	5.857
13	8	T.Relph	6.138
14	66	K.Danak	7.110
15	88	D.Dal Zotto	9.280
16	37	L.Vieillard	9.397
17	22	M.Guarino	9.773
18	4	E.Bondi	9.859
19	99	I.Carreno	9.965
20	44	P.Sowa	10.077
21	19	A.Ourednickova	10.271
22	41	A.Barale	11.047
23	26	K.Hand	11.240
24	61	B.Scheffer	11.900
25	16	L.Michel	12.037

Lap 5

1	36	B.Neila	9'06.361
2	6	M.Herrera	0.141
3	94	L.Boudesseul	5.312
4	12	M.Sarapuech	5.805
5	15	C.Jones	6.005
6	96	R.Ponziani	6.154
7	11	Y.Cerpa	6.273
8	46	P.Ruiz	6.547
9	8	T.Relph	9.778
10	14	M.Dobbs	9.814
11	83	A.Madrigal	10.232
12	66	K.Danak	10.359
13	20	N.Rivera	10.696
14	64	S.Sanchez	13.694
15	37	L.Vieillard	20.853
16	88	D.Dal Zotto	20.916
17	22	M.Guarino	21.033
18	44	P.Sowa	21.393
19	99	I.Carreno	21.623
20	41	A.Barale	21.985
21	19	A.Ourednickova	22.089
22	4	E.Bondi	22.184
23	26	K.Hand	22.320
24	61	B.Scheffer	22.458
25	16	L.Michel	1'12.592

Lap 3

1	6	M.Herrera	5'28.943
2	36	B.Neila	0.225
3	94	L.Boudesseul	4.030
4	12	M.Sarapuech	4.153
5	96	R.Ponziani	4.387
6	15	C.Jones	5.048
7	11	Y.Cerpa	5.363
8	46	P.Ruiz	5.502
9	83	A.Madrigal	7.159
10	14	M.Dobbs	7.487
11	8	T.Relph	7.546
12	20	N.Rivera	7.984
13	64	S.Sanchez	8.079
14	66	K.Danak	8.241
15	22	M.Guarino	13.191
16	37	L.Vieillard	13.241
17	4	E.Bondi	13.311
18	88	D.Dal Zotto	13.489

Lap 6

1	6	M.Herrera	10'57.571
2	36	B.Neila	0.248
3	94	L.Boudesseul	3.969
4	12	M.Sarapuech	7.375
5	11	Y.Cerpa	7.812
6	15	C.Jones	7.888
7	96	R.Ponziani	8.027
8	46	P.Ruiz	8.218
9	14	M.Dobbs	9.547
10	8	T.Relph	11.461

11	66	K.Danak	11.544
12	20	N.Rivera	14.340
13	83	A.Madrigal	14.641
14	64	S.Sanchez	14.964
15	37	L.Vieillard	22.011
16	22	M.Guarino	22.619
17	88	D.Dal Zotto	22.726
18	44	P.Sowa	23.137
19	4	E.Bondi	24.956
20	99	I.Carreno	25.215
21	19	A.Ourednickova	25.487
22	41	A.Barale	25.709
23	61	B.Scheffer	26.350
24	26	K.Hand	26.494
25	16	L.Michel	1'22.200

Lap 7

1	6	M.Herrera	12'47.526
2	36	B.Neila	0.221
3	94	L.Boudesseul	3.557
4	11	Y.Cerpa	8.659
5	12	M.Sarapuech	8.731
6	96	R.Ponziani	8.914
7	15	C.Jones	9.041
8	46	P.Ruiz	9.466
9	14	M.Dobbs	10.312
10	66	K.Danak	12.028
11	8	T.Relph	12.032
12	64	S.Sanchez	15.886
13	20	N.Rivera	16.085
14	83	A.Madrigal	16.432
15	88	D.Dal Zotto	24.792
16	22	M.Guarino	25.522
17	44	P.Sowa	25.640
18	37	L.Vieillard	25.645
19	4	E.Bondi	27.142
20	99	I.Carreno	27.512
21	19	A.Ourednickova	27.682
22	41	A.Barale	28.004
23	61	B.Scheffer	28.478
24	26	K.Hand	28.877
25	16	L.Michel	1'29.751

Lap 8

1	6	M.Herrera	14'36.574
2	36	B.Neila	0.779
3	94	L.Boudesseul	3.926
4	12	M.Sarapuech	9.586
5	96	R.Ponziani	9.787
6	11	Y.Cerpa	10.992
7	15	C.Jones	10.187
8	14	M.Dobbs	10.658
9	46	P.Ruiz	10.919
10	8	T.Relph	12.776
11	66	K.Danak	13.243
12	64	S.Sanchez	18.347
13	20	N.Rivera	18.532
14	83	A.Madrigal	18.758
15	88	D.Dal Zotto	27.185
16	37	L.Vieillard	28.025
17	22	M.Guarino	28.176
18	44	P.Sowa	28.400
19	4	E.Bondi	29.129
20	99	I.Carreno	29.449
21	19	A.Ourednickova	29.722
22	41	A.Barale	29.976
23	61	B.Scheffer	30.550
24	26	K.Hand	31.202
25	16	L.Michel	1'38.844

Lap 9

1	6	M.Herrera	16'25.126
2	36	B.Neila	0.270

Lap 10

1	6	M.Herrera	18'13.181
2	36	B.Neila	0.547
3	94	L.Boudesseul	6.233
4	12	M.Sarapuech	13.191
5	96	R.Ponziani	13.631
6	15	C.Jones	13.761
7	11	Y.Cerpa	13.884
8	14	M.Dobbs	13.947
9	46	P.Ruiz	14.015
10	8	T.Relph	15.288
11	66	K.Danak	15.466
12	20	N.Rivera	23.730
13	83	A.Madrigal	23.959
14	64	S.Sanchez	25.014
15	88	D.Dal Zotto	33.558
16	22	M.Guarino	34.608
17	37	L.Vieillard	34.699
18	4	E.Bondi	34.820
19	99	I.Carreno	35.392
20	44	P.Sowa	35.517
21	41	A.Barale	35.787
22	19	A.Ourednickova	36.067
23	26	K.Hand	40.206
24	61	B.Scheffer	41.038
25	16	L.Michel	

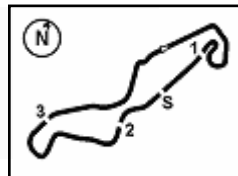
Lap 11

1	6	M.Herrera	20'00.662
2	36	B.Neila	0.198
3	94	L.Boudesseul	7.974
4	12	M.Sarapuech	15.085
5	96	R.Ponziani	15.279
6	11	Y.Cerpa	15.399
7	15	C.Jones	15.534
8	46	P.Ruiz	15.750
9	14	M.Dobbs	15.976
10	8	T.Relph	16.850
11	66	K.Danak	17.102
12	20	N.Rivera	26.513
13	83	A.Madrigal	26.612
14	64	S.Sanchez	26.814
15	88	D.Dal Zotto	36.895
16	22	M.Guarino	37.514
17	4	E.Bondi	37.664
18	37	L.Vieillard	37.995
19	99	I.Carreno	38.222
20	44	P.Sowa	38.955
21	41	A.Barale	39.051

19/04/2026

These data/results cannot be reproduced, stored and/or transmitted in whole or in part by any manner of electronic, mechanical, photocopying, recording, broadcasting or otherwise now known or herein after developed without the previous express consent by the copyright owner, except for reproduction in daily press and regular printed publications on sale to the public within 60 days of the event related to those data/results and always provided that copyright symbol appears together as follows below.

© DORNA WSBK ORGANIZATION Srl 2026



TT Circuit Assen 4.542 m

Pirelli Dutch Round, 17-19 April 2026
Lap Chart Race 2

3 / 4

22	19	A.Durednickova	39.292
23	26	K.Hand	45.564
24	61	B.Scheffer	45.927
25	16	L.Michel	

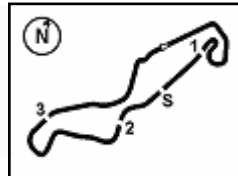
Lap 12

1	36	B.Neila	21'49.169
2	6	M.Herrera	0.170
3	94	L.Boudesseul	9.538
4	96	R.Ponziani	16.773
5	12	M.Sarapuech	17.249
6	15	C.Jones	17.351
7	11	Y.Cerpa	17.453
8	8	T.Relph	17.495
9	46	P.Ruiz	17.567
10	14	M.Dobbs	17.661
11	20	N.Rivera	29.754
12	83	A.Madrigal	29.855
13	64	S.Sanchez	30.134
14	4	E.Bondi	39.747
15	88	D.Dal Zotto	39.908
16	22	M.Guarino	40.585
17	37	L.Vieillard	40.901
18	99	I.Carreno	41.095
19	41	A.Barale	41.102
20	19	A.Durednickova	41.850
21	44	P.Sowa	42.313
22	61	B.Scheffer	49.997
23	26	K.Hand	50.162
24	66	K.Danak	58.803

19/04/2026

These data/results cannot be reproduced, stored and/or transmitted in whole or in part by any manner of electronic, mechanical, photocopying, recording, broadcasting or otherwise now known or herein after developed without the previous express consent by the copyright owner, except for reproduction in daily press and regular printed publications on sale to the public within 60 days of the event related to those data/results and always provided that copyright symbol appears together as follows below.

© DORNA WSBK ORGANIZATION Srl 2026



TT Circuit Assen 4.542 m

Pirelli Dutch Round, 17-19 April 2026
Lap Chart Race 2

4 / 4

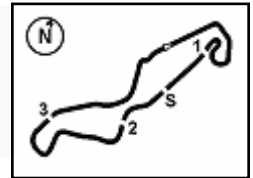
Race Pace Comparison

	36 Nei	6 Her	94 Bou	96 Pon	12 Sar	15 Jon	11 Cer	8 Rel	46 Rui	14 Dob	20 Riv	83 Mad	64 San	88 Dal
1	1'52.916	1'52.671	1'54.616	1'54.251	1'54.349	1'55.450	1'55.772	1'57.385	1'55.005	1'56.188	1'57.082	1'56.414	1'55.323	1'58.571
2	1'48.102	1'48.140	1'48.764	1'48.876	1'48.832	1'49.473	1'49.524	1'49.564	1'50.040	1'49.894	1'49.586	1'49.827	1'49.385	1'51.520
3	1'48.150	1'48.132	1'49.593	1'50.203	1'49.915	1'49.068	1'49.010	1'49.540	1'49.400	1'50.348	1'50.259	1'49.861	1'52.314	1'52.341
4	1'48.123	1'48.155	1'49.168	1'49.347	1'49.710	1'49.104	1'48.565	1'49.512	1'48.768	1'49.863	1'50.015	1'50.078	1'52.771	1'52.270
5	1'49.070	1'49.404	1'49.532	1'49.838	1'49.360	1'49.271	1'49.763	1'50.138	1'49.695	1'49.882	1'50.115	1'50.413	1'50.262	1'52.575
6	1'51.458	1'51.069	1'49.867	1'53.083	1'52.780	1'53.093	1'52.749	1'52.893	1'52.881	1'50.943	1'54.854	1'55.619	1'52.480	1'53.020
7	1'49.928	1'49.955	1'49.543	1'50.842	1'51.311	1'51.108	1'50.802	1'50.526	1'51.203	1'50.720	1'51.700	1'51.746	1'50.877	1'52.021
8	1'49.606	1'49.048	1'49.417	1'49.921	1'49.903	1'50.194	1'50.481	1'49.792	1'50.501	1'49.394	1'51.495	1'51.374	1'51.509	1'51.441
9	1'48.043	1'48.552	1'49.426	1'50.080	1'50.364	1'49.949	1'50.285	1'50.149	1'49.739	1'49.896	1'51.226	1'51.465	1'51.172	1'51.801
10	1'48.332	1'48.055	1'49.488	1'50.371	1'49.848	1'50.232	1'50.114	1'48.970	1'49.964	1'50.000	1'50.579	1'50.343	1'52.102	1'51.179
11	1'47.132	1'47.481	1'49.222	1'49.129	1'49.375	1'49.254	1'48.996	1'49.043	1'49.216	1'49.510	1'50.264	1'50.134	1'49.281	1'50.818
12	1'48.309	1'48.677	1'50.071	1'50.001	1'50.671	1'50.324	1'50.561	1'49.152	1'50.324	1'50.192	1'51.748	1'51.750	1'51.827	1'51.520

	4 Bon	22 Gua	37 Vie	99 Car	41 Bar	19 Our	44 Sow	61 Sch	26 Han	66 Dan	16 Mic
1	1'58.003	1'59.110	1'58.784	1'59.253	2'00.936	2'00.509	2'00.125	2'01.167	2'00.744	1'58.079	2'01.390
2	1'52.667	1'51.474	1'51.424	1'51.523	1'50.922	1'50.573	1'50.763	1'51.544	1'51.307	1'49.842	1'51.458
3	1'51.584	1'51.550	1'51.976	1'51.897	1'51.442	1'52.021	1'52.097	1'51.585	1'51.445	1'49.263	2'27.877
4	1'52.425	1'52.804	1'53.105	1'52.872	1'52.587	1'52.570	1'52.467	1'52.143	1'52.624	1'49.335	1'52.833
5	1'53.866	1'52.456	1'51.925	1'52.439	1'52.459	1'52.777	1'52.302	1'52.380	1'52.561	1'50.201	2'05.395
6	1'53.982	1'52.796	1'52.368	1'54.802	1'54.934	1'54.608	1'52.954	1'55.102	1'55.384	1'52.395	2'00.818
7	1'52.141	1'52.858	1'53.589	1'52.252	1'52.250	1'52.150	1'52.458	1'52.083	1'52.338	1'50.439	1'57.506
8	1'51.035	1'51.702	1'51.428	1'50.985	1'51.020	1'51.088	1'51.808	1'51.120	1'51.373	1'50.263	1'58.141
9	1'51.155	1'51.837	1'52.291	1'51.027	1'50.875	1'50.834	1'51.842	1'54.225	1'52.477	1'49.920	1'55.007
10	1'51.143	1'51.202	1'50.990	1'51.523	1'51.543	1'52.118	1'51.882	1'52.870	1'53.134	1'48.910	1'58.112
11	1'50.325	1'50.387	1'50.777	1'50.311	1'50.745	1'50.706	1'50.919	1'52.370	1'52.839	1'49.117	1'51.665
12	1'50.590	1'51.578	1'51.413	1'51.380	1'50.558	1'51.065	1'51.865	1'52.577	1'53.105	2'30.208	

19/04/2026
These data/results cannot be reproduced, stored and/or transmitted in whole or in part by any manner of electronic, mechanical, photocopying, recording, broadcasting or otherwise now known or herein after developed without the previous express consent by the copyright owner, except for reproduction in daily press and regular printed publications on sale to the public within 60 days of the event related to those data/results and always provided that copyright symbol appears together as follows below.
© DORNA WSBK ORGANIZATION Srl 2026





TT Circuit Assen 4.542 m

**Pirelli Dutch Round, 17-19 April 2026
Chronological Analysis Race 2**

Start at 12:00'30.452

1 / 3

1° 36 B. NEILA [1'47.132]							
Lap	Seg1	Seg2	Seg3	Seg4	Lap Time	km/h	Local Time
1		18.225	29.390	25.410	1'52.916	199,6	12:02'23.368
2	35.069	18.009	29.658	25.366	1'48.102	198,9	12:04'11.470
3	35.020	18.084	29.637	25.409	1'48.150	200,7	12:05'59.620
4	35.191	18.086	29.509	25.337	1'48.123	197,4	12:07'47.743
5	35.490	18.083	29.863	25.634	1'49.070	197,8	12:09'36.813
6	36.496	18.793	30.381	25.788	1'51.458	201,9	12:11'28.271
7	35.837	18.697	30.059	25.335	1'49.928	196,7	12:13'18.199
8	35.741	18.261	30.148	25.456	1'49.606	200,0	12:15'07.805
9	35.235	18.090	29.526	25.192	1'48.043	200,4	12:16'55.848
10	35.221	18.059	29.619	25.433	1'48.332C	201,1	12:18'44.180
11	34.796	17.836	29.201	25.299	1'47.132	201,5	12:20'31.312
12	34.880	17.865	29.387	26.177	1'48.309	201,5	12:22'19.621

Race Time 21'49.169

2° 6 M. HERRERA [1'47.481]							
Lap	Seg1	Seg2	Seg3	Seg4	Lap Time	km/h	Local Time
1		18.162	29.494	25.319	1'52.671	199,6	12:02'23.123
2	35.154	18.076	29.609	25.301	1'48.140	200,0	12:04'11.263
3	35.070	18.166	29.536	25.360	1'48.132	197,4	12:05'59.395
4	35.127	18.138	29.511	25.379	1'48.155	199,3	12:07'47.550
5	35.520	18.255	29.963	25.666	1'49.404	198,9	12:09'36.954
6	36.176	19.151	29.941	25.801	1'51.069	200,0	12:11'28.023
7	35.802	18.805	29.851	25.497	1'49.955	198,5	12:13'17.978
8	35.634	18.337	29.726	25.351	1'49.048	200,4	12:15'07.026
9	35.384	18.244	29.640	25.284	1'48.552	202,2	12:16'55.578
10	35.148	18.034	29.536	25.337	1'48.055	201,1	12:18'43.633
11	34.888	17.994	29.341	25.258	1'47.481	201,9	12:20'31.114
12	34.849	17.950	29.429	26.449	1'48.677	201,1	12:22'19.791

Race Time 21'49.339

3° 94 L. BOUDESSEUL [1'48.764]							
Lap	Seg1	Seg2	Seg3	Seg4	Lap Time	km/h	Local Time
1		18.380	29.765	25.737	1'54.616	205,3	12:02'25.068
2	35.299	18.370	29.423	25.672	1'48.764	201,9	12:04'13.832
3	35.467	18.660	29.693	25.773	1'49.593	194,9	12:06'03.425
4	35.346	18.428	29.688	25.706	1'49.168	198,5	12:07'52.593
5	35.360	18.618	29.812	25.742	1'49.532	196,4	12:09'42.125
6	35.659	18.729	29.719	25.760	1'49.867	196,7	12:11'31.992
7	35.447	18.649	29.799	25.648	1'49.543	196,0	12:13'21.535
8	35.485	18.414	29.788	25.730	1'49.417	198,2	12:15'10.952
9	35.403	18.494	29.773	25.756	1'49.426	200,7	12:17'00.378
10	35.427	18.392	29.837	25.832	1'49.488	199,6	12:18'49.866
11	35.350	18.292	29.553	26.027	1'49.222	201,9	12:20'39.088
12	35.652	18.470	29.944	26.005	1'50.071	198,9	12:22'29.159

Race Time 21'58.707

4° 96 R. PONZIANI [1'48.876]							
Lap	Seg1	Seg2	Seg3	Seg4	Lap Time	km/h	Local Time
1		18.485	29.809	25.427	1'54.251	200,7	12:02'24.703
2	35.296	18.554	29.513	25.513	1'48.876	194,2	12:04'13.579
3	36.035	18.610	29.679	25.879	1'50.203	201,5	12:06'03.782
4	35.333	18.516	29.591	25.907	1'49.347	205,7	12:07'53.129
5	35.666	18.406	29.685	26.081	1'49.838	203,4	12:09'42.967
6	37.226	19.071	30.633	26.153	1'53.083	201,5	12:11'36.050
7	35.617	18.594	30.500	26.131	1'50.842	201,9	12:13'26.892
8	35.726	18.416	29.960	25.819	1'49.921	204,5	12:15'16.813
9	35.703	18.723	29.920	25.734	1'50.080	198,9	12:17'06.893
10	36.197	18.524	29.577	26.073	1'50.371	205,7	12:18'57.264
11	35.308	18.304	29.657	25.860	1'49.129	206,1	12:20'46.393
12	35.461	18.456	30.338	25.746	1'50.001	204,2	12:22'36.394

Race Time 22'05.942

5° 12 M. SARAPUECH [1'48.832]							
Lap	Seg1	Seg2	Seg3	Seg4	Lap Time	km/h	Local Time
1		18.217	30.295	25.831	1'54.349	205,3	12:02'24.801

2	35.305	18.205	29.683	25.639	1'48.832	202,2	12:04'13.633
3	35.770	18.330	30.066	25.749	1'49.915	201,5	12:06'03.548
4	35.392	18.403	29.747	26.168	1'49.710	204,2	12:07'53.258
5	35.285	18.437	29.836	25.802	1'49.360	200,0	12:09'42.618
6	37.090	19.203	30.676	25.811	1'52.780	198,5	12:11'35.398
7	35.732	18.613	30.821	26.145	1'51.311	194,9	12:13'26.709
8	35.426	18.486	30.215	25.776	1'49.903	200,7	12:15'16.612
9	36.194	18.538	29.993	25.639	1'50.364	206,1	12:17'06.976
10	35.688	18.483	29.972	25.705	1'49.848	201,5	12:18'56.824
11	35.515	18.310	29.808	25.742	1'49.375	202,6	12:20'46.199
12	35.484	18.621	30.255	26.311	1'50.671	201,1	12:22'36.870

Race Time 22'06.418

6° 15 C. JONES [1'49.068]							
Lap	Seg1	Seg2	Seg3	Seg4	Lap Time	km/h	Local Time
1		18.295	29.842	25.570	1'55.450	210,5	12:02'25.902
2	35.506	18.536	29.624	25.807	1'49.473	206,9	12:04'15.375
3	35.535	18.359	29.591	25.583	1'49.068	199,3	12:06'04.443
4	35.248	18.590	29.638	25.628	1'49.104	203,0	12:07'53.547
5	35.574	18.356	29.529	25.812	1'49.271	203,4	12:09'42.818
6	37.176	18.981	30.673	26.263	1'53.093	201,1	12:11'35.911
7	35.496	18.593	30.671	26.348	1'51.108	202,6	12:13'27.019
8	35.833	18.325	29.890	26.146	1'50.194	206,1	12:15'17.213
9	35.736	18.507	29.959	25.747	1'49.949	207,3	12:17'07.162
10	35.782	18.785	29.572	26.093	1'50.232	202,2	12:18'57.394
11	35.418	18.193	29.602	26.041	1'49.254	206,5	12:20'46.648
12	35.643	18.305	30.154	26.222	1'50.324	206,5	12:22'36.972

Race Time 22'06.520

7° 11 Y. CERPA [1'48.565]							
Lap	Seg1	Seg2	Seg3	Seg4	Lap Time	km/h	Local Time
1		18.427	29.741	25.765	1'55.772	205,7	12:02'26.224
2	35.273	18.558	29.672	26.021	1'49.524	204,5	12:04'15.748
3	35.571	18.217	29.430	25.792	1'49.010	200,7	12:06'04.758
4	35.118	18.292	29.597	25.558	1'48.565	206,5	12:07'53.323
5	35.943	18.364	29.523	25.933	1'49.763	205,3	12:09'43.086
6	37.226	18.790	30.606	26.127	1'52.749	206,1	12:11'35.835
7	35.368	18.335	30.949	26.150	1'50.802	192,2	12:13'26.637
8	35.672	18.511	30.041	26.257	1'50.481	203,8	12:15'17.118
9	35.992	18.512	29.890	25.891	1'50.285	208,5	12:17'07.403
10	35.796	18.702	29.524	26.092	1'50.114	206,9	12:18'57.517
11	35.658	18.039	29.521	25.778	1'48.996	202,2	12:20'46.513
12	35.563	18.409	30.157	26.432	1'50.561	205,7	12:22'37.074

Race Time 22'06.622

8° 8 T. RELPH [1'48.970]							
Lap	Seg1	Seg2	Seg3	Seg4	Lap Time	km/h	Local Time
1		18.353	30.554	25.830	1'57.385		12:02'27.837
2	35.608	18.424	29.782	25.750	1'49.564	208,9	12:04'17.401
3	35.584	18.347	29.638	25.971	1'49.540	198,9	12:06'06.941
4	35.620	18.347	29.743	25.802	1'49.512	202,2	12:07'56.453
5	35.431	18.508	30.022	26.177	1'50.138	198,2	12:09'46.591
6	37.292	19.120	30.668	25.813	1'52.893	200,0	12:11'39.484
7	35.761	18.688	29.850	26.227	1'50.526	198,9	12:13'30.010
8	36.081	18.429	29.791	25.491	1'49.792	203,8	12:15'19.802
9	36.034	18.558	29.945	25.612	1'50.149	202,6	12:17'09.951
10	35.523	18.231	29.677	25.539	1'48.970	203,8	12:18'58.921
11	35.737	18.509	29.528	25.269	1'49.043	208,5	12:20'47.964
12	35.125	18.136	29.819	26.072	1'49.152	206,5	12:22'37.116

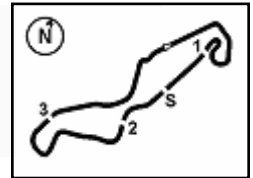
Race Time 22'06.664

9° 46 P. RUIZ [1'48.768]							
Lap	Seg1	Seg2	Seg3	Seg4	Lap Time	km/h	Local Time
1		18.462	29.872	25.515	1'55.005	201,1	12:02'25.457
2	35.612	18.757	29.651	26.020	1'50.040	198,9	12:04'15.497
3	35.719	18.621	29.339	25.721	1'49.400	198,9	12:06'04.897
4	35.374	18.270	29.766	25.358	1'48.768	201,9	12:07'53.665

19/04/2026 P = Pits In/Out - C = Lap Time Cancelled

These data/results cannot be reproduced, stored and/or transmitted in whole or in part by any manner of electronic, mechanical, photocopying, recording, broadcasting or otherwise now known or herein after developed without the previous express consent by the copyright owner, except for reproduction in daily press and regular printed publications on sale to the public within 60 days of the event related to those data/results and always provided that copyright symbol appears together as follows below.

© DORNA WSBK ORGANIZATION Srl 2026



TT Circuit Assen 4.542 m

Pirelli Dutch Round, 17-19 April 2026
Chronological Analysis Race 2

Start at 12:00'30.452

2 / 3

5	35.866	18.260	29.600	25.969	1'49.695	202,2	12:09'43.360	8	36.318	18.644	30.298	26.249	1'51.509	197,8	12:15'25.373
6	37.380	18.863	30.525	26.113	1'52.881	200,0	12:11'36.241	9	36.337	18.565	30.112	26.158	1'51.172	198,5	12:17'16.545
7	35.653	18.618	30.362	26.570	1'51.203	201,5	12:13'27.444	10	37.349	18.527	30.068	26.158	1'52.102	201,9	12:19'08.647
8	35.747	18.724	29.881	26.149	1'50.501	202,6	12:15'17.945	11	35.478	18.197	29.855	25.751	1'49.281	202,2	12:20'57.928
9	35.951	18.455	29.582	25.751	1'49.739	201,9	12:17'07.684	12	36.687	18.585	30.256	26.299	1'51.827C	204,2	12:22'49.755
10	36.273	18.337	29.630	25.724	1'49.964	203,4	12:18'57.648								
11	35.464	18.345	29.445	25.962	1'49.216	204,2	12:20'46.864								
12	35.846	18.241	29.968	26.269	1'50.324	202,6	12:22'37.188								

Race Time 22'19.303

10° 14 M. DOBBS [1'49.394]							
Lap	Seg1	Seg2	Seg3	Seg4	Lap Time	km/h	Local Time
1		18.333	29.930	25.692	1'56.188	206,1	12:02'26.640
2	36.036	18.158	30.029	25.671	1'49.894	201,9	12:04'16.534
3	35.892	18.335	30.063	26.058	1'50.348	198,9	12:06'06.882
4	36.001	18.379	29.964	25.519	1'49.863	203,0	12:07'56.745
5	35.801	18.400	30.060	25.621	1'49.882	198,5	12:09'46.627
6	36.498	18.591	30.117	25.737	1'50.943	196,7	12:11'37.570
7	36.296	18.620	30.052	25.752	1'50.720	195,3	12:13'28.290
8	35.724	18.129	29.964	25.577	1'49.394	202,6	12:15'17.684
9	35.800	18.267	30.047	25.782	1'49.896	204,9	12:17'07.580
10	35.925	18.422	29.907	25.746	1'50.000	206,5	12:18'57.580
11	36.060	18.038	29.938	25.474	1'49.510	206,1	12:20'47.090
12	35.912	18.392	29.830	26.058	1'50.192	204,5	12:22'37.282

Race Time 22'06.830

11° 20 N. RIVERA [1'49.586]							
Lap	Seg1	Seg2	Seg3	Seg4	Lap Time	km/h	Local Time
1		19.276	30.475	25.769	1'57.082	202,6	12:02'27.534
2	35.727	18.378	29.964	25.517	1'49.586	203,0	12:04'17.120
3	35.978	18.436	29.812	26.033	1'50.259	201,5	12:06'07.379
4	36.175	18.368	29.771	25.701	1'50.015	204,5	12:07'57.394
5	35.731	18.466	29.890	26.028	1'50.115	204,2	12:09'47.509
6	37.798	19.341	31.311	26.404	1'54.854	199,6	12:11'42.363
7	36.058	18.790	30.533	26.319	1'51.700	192,5	12:13'34.063
8	36.219	18.669	30.249	26.358	1'51.495	198,5	12:15'25.558
9	36.251	18.563	30.092	26.320	1'51.226	199,3	12:17'16.784
10	35.812	18.399	30.244	26.124	1'50.579	198,5	12:19'07.363
11	35.700	18.339	30.159	26.066	1'50.264	198,9	12:20'57.627
12	36.587	18.613	30.405	26.143	1'51.748C	196,4	12:22'49.375

Race Time 22'18.923

12° 83 A. MADRIGAL [1'49.827]							
Lap	Seg1	Seg2	Seg3	Seg4	Lap Time	km/h	Local Time
1		18.390	29.966	25.710	1'56.414	206,9	12:02'26.866
2	35.922	18.273	29.888	25.744	1'49.827	201,9	12:04'16.693
3	35.901	18.285	30.025	25.650	1'49.861	202,2	12:06'06.554
4	35.507	18.600	30.152	25.819	1'50.078	197,1	12:07'56.632
5	36.008	18.474	30.024	25.907	1'50.413	199,3	12:09'47.045
6	38.097	19.792	31.224	26.506	1'55.619	196,4	12:11'42.664
7	36.180	18.771	30.310	26.485	1'51.746	190,1	12:13'34.410
8	36.183	18.753	30.363	26.075	1'51.374	201,5	12:15'25.784
9	36.535	18.659	30.181	26.090	1'51.465	201,9	12:17'17.249
10	35.963	18.347	29.840	26.193	1'50.343	199,6	12:19'07.592
11	35.711	18.222	30.172	26.029	1'50.134	203,0	12:20'57.726
12	36.582	18.664	30.341	26.163	1'51.750C	198,9	12:22'49.476

Race Time 22'19.024

13° 64 S. SANCHEZ [1'49.281]							
Lap	Seg1	Seg2	Seg3	Seg4	Lap Time	km/h	Local Time
1		18.323	29.933	25.589	1'55.323	204,9	12:02'25.775
2	35.450	18.341	29.823	25.771	1'49.385	204,2	12:04'15.160
3	38.823	18.183	29.651	25.657	1'52.314	203,0	12:06'07.474
4	38.421	18.374	30.184	25.792	1'52.771	199,3	12:08'00.245
5	35.594	18.432	29.889	26.347	1'50.262	198,2	12:09'50.507
6	37.083	19.189	30.223	25.985	1'52.480	197,8	12:11'42.987
7	35.953	18.486	30.221	26.217	1'50.877	195,3	12:13'33.864

14° 88 D. DAL ZOTTO [1'50.818]							
Lap	Seg1	Seg2	Seg3	Seg4	Lap Time	km/h	Local Time
1		18.433	30.753	26.198	1'58.571		12:02'29.023
2	36.131	18.893	30.171	26.325	1'51.520	197,8	12:04'20.543
3	36.334	18.846	30.577	26.584	1'52.341	196,7	12:06'12.884
4	37.086	18.677	30.151	26.356	1'52.270	202,6	12:08'05.154
5	36.090	18.821	30.511	27.153	1'52.575	194,9	12:09'57.729
6	37.087	19.039	30.505	26.389	1'53.020	201,5	12:11'50.749
7	36.150	18.734	30.716	26.421	1'52.021	199,3	12:13'42.770
8	35.942	18.657	30.286	26.556	1'51.441	196,7	12:15'34.211
9	36.328	18.857	30.267	26.349	1'51.801	197,1	12:17'26.012
10	36.216	18.554	30.108	26.301	1'51.179	197,8	12:19'17.191
11	35.962	18.426	30.035	26.395	1'50.818	196,7	12:21'08.009
12	36.135	18.578	30.428	26.379	1'51.520C	196,7	12:22'59.529

Race Time 22'29.077

15° 4 E. BONDI [1'50.325]							
Lap	Seg1	Seg2	Seg3	Seg4	Lap Time	km/h	Local Time
1		18.504	30.611	25.977	1'58.003		12:02'28.455
2	36.697	19.288	30.506	26.176	1'52.667	199,6	12:04'21.122
3	36.328	18.481	30.572	26.203	1'51.584	200,4	12:06'12.706
4	36.714	18.771	30.509	26.431	1'52.425	196,0	12:08'05.131
5	36.631	19.152	30.495	27.588	1'53.866	195,7	12:09'58.997
6	37.689	19.181	30.642	26.470	1'53.982	203,4	12:11'52.979
7	36.575	18.820	30.688	26.058	1'52.141	193,2	12:13'45.120
8	36.216	18.520	30.394	25.905	1'51.035	196,7	12:15'36.155
9	35.984	18.629	30.229	26.313	1'51.155	205,3	12:17'27.310
10	36.768	18.376	30.162	25.837	1'51.143	206,1	12:19'18.453
11	36.080	18.115	30.018	26.112	1'50.325	200,0	12:21'08.778
12	35.856	18.282	30.168	26.284	1'50.590C	197,1	12:22'59.368

Race Time 22'28.916 + 0.253Pen

16° 22 M. GUARINO [1'50.387]							
Lap	Seg1	Seg2	Seg3	Seg4	Lap Time	km/h	Local Time
1		18.473	30.542	26.223	1'59.110		12:02'29.562
2	35.988	18.909	30.422	26.155	1'51.474	206,1	12:04'21.036
3	35.768	18.536	30.769	26.477	1'51.550	199,6	12:06'12.586
4	36.721	19.142	30.535	26.406	1'52.804	191,5	12:08'05.390
5	36.299	18.783	30.879	26.495	1'52.456	194,2	12:09'57.846
6	36.590	19.083	30.726	26.397	1'52.796	196,0	12:11'50.642
7	36.042	18.712	31.127	26.977	1'52.858	194,2	12:13'43.500
8	35.990	18.856	30.679	26.177	1'51.702	196,7	12:15'35.202
9	36.121	18.821	30.626	26.269	1'51.837	194,9	12:17'27.039
10	35.988	18.672	30.333	26.209	1'51.202	193,5	12:19'18.241
11	35.740	18.497	30.131	26.019	1'50.387	195,3	12:21'08.628
12	35.934	18.529	30.142	26.973	1'51.578C	195,3	12:23'00.206

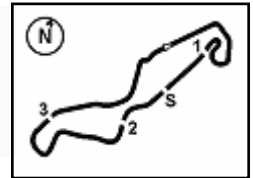
Race Time 22'29.754

17° 37 L. VIEILLARD [1'50.777]							
Lap	Seg1	Seg2	Seg3	Seg4	Lap Time	km/h	Local Time
1		18.574	30.365	26.198	1'58.784		12:02'29.236
2	36.156	18.871	30.047	26.350	1'51.424	202,6	12:04'20.660
3	35.828	18.834	30.890	26.424	1'51.976	194,9	12:06'12.636
4	37.205	18.938	30.451	26.511	1'53.105	198,2	12:08'05.741
5	36.259	18.741	30.314	26.611	1'51.925	202,6	12:09'57.666
6	36.348	19.080	30.527	26.413	1'52.368	193,9	12:11'50.034
7	36.271	18.935	31.504	26.879	1'53.589	191,2	12:13'43.623
8	36.167	18.714	30.203	26.344	1'51.428	200,7	12:15'35.051
9	36.949	18.617	30.238	26.487	1'52.291	202,6	12:17'27.342
10	36.516	18.485	30.415	25.574	1'50.990	200,7	12:19'18.332

19/04/2026 P = Pits In/Out - C = Lap Time Cancelled

These data/results cannot be reproduced, stored and/or transmitted in whole or in part by any manner of electronic, mechanical, photocopying, recording, broadcasting or otherwise now known or herein after developed without the previous express consent by the copyright owner, except for reproduction in daily press and regular printed publications on sale to the public within 60 days of the event related to those data/results and always provided that copyright symbol appears together as follows below.

© DORNA WSBK ORGANIZATION Srl 2026



TT Circuit Assen 4.542 m

**Pirelli Dutch Round, 17-19 April 2026
Chronological Analysis Race 2**

Start at 12:00'30.452

3 / 3

11	36.135	18.590	29.946	26.106	1'50.777	202,2	12:21'09.109
12	35.893	18.559	29.909	27.052	1'51.413C	202,2	12:23'00.522
Race Time 22'30.070							

18° 99 I. CARRENO [1'50.311]							
Lap	Seg1	Seg2	Seg3	Seg4	Lap Time	km/h	Local Time
1		18.609	30.414	26.108	1'59.253		12:02'29.705
2	36.515	18.712	30.329	25.967	1'51.523	199,3	12:04'21.228
3	36.430	18.532	30.538	26.397	1'51.897	205,3	12:06'13.125
4	37.133	19.103	30.288	26.348	1'52.872	206,9	12:08'05.997
5	36.398	18.959	30.530	26.552	1'52.439	204,5	12:09'58.436
6	37.623	19.855	30.791	26.533	1'54.802	197,1	12:11'53.238
7	36.584	18.947	30.414	26.307	1'52.252	197,4	12:13'45.490
8	36.084	18.499	30.340	26.062	1'50.985	203,0	12:15'36.475
9	36.038	18.635	30.211	26.143	1'51.027	203,4	12:17'27.502
10	36.698	18.468	30.540	25.817	1'51.523	209,7	12:19'19.025
11	35.874	18.366	30.087	25.984	1'50.311	206,5	12:21'09.336
12	35.901	18.131	29.967	27.381	1'51.380C	206,9	12:23'00.716
Race Time 22'30.264							

19° 41 A. BARALE [1'50.745]							
Lap	Seg1	Seg2	Seg3	Seg4	Lap Time	km/h	Local Time
1		18.982	31.508	26.412	2'00.936		12:02'31.388
2	36.325	18.423	30.215	25.959	1'50.922	201,5	12:04'22.310
3	36.266	18.440	30.270	26.466	1'51.442	204,2	12:06'13.752
4	37.205	18.790	30.277	26.315	1'52.587	201,5	12:08'06.339
5	36.612	18.841	30.343	26.663	1'52.459	203,4	12:09'58.798
6	37.687	19.945	30.710	26.592	1'54.934	197,8	12:11'53.732
7	36.754	18.804	30.562	26.130	1'52.250	200,7	12:13'45.982
8	36.223	18.514	30.273	26.010	1'51.020	204,5	12:15'37.002
9	36.370	18.513	30.208	25.784	1'50.875	203,4	12:17'27.877
10	36.875	18.275	30.330	26.063	1'51.543	204,5	12:19'19.420
11	36.085	18.632	30.095	25.933	1'50.745	206,5	12:21'10.165
12	35.872	18.568	30.005	26.113	1'50.558C	200,4	12:23'00.723
Race Time 22'30.271							

20° 19 A. DUREDNICKOVA [1'50.573]							
Lap	Seg1	Seg2	Seg3	Seg4	Lap Time	km/h	Local Time
1		18.914	30.640	26.188	2'00.509		12:02'30.961
2	35.819	18.686	30.170	25.898	1'50.573	206,1	12:04'21.534
3	36.606	18.617	30.281	26.517	1'52.021	205,7	12:06'13.555
4	36.903	19.065	30.288	26.314	1'52.570	206,5	12:08'06.125
5	36.451	18.925	30.471	26.930	1'52.777	205,3	12:09'58.902
6	37.674	19.477	30.751	26.706	1'54.608	199,3	12:11'53.510
7	36.690	18.935	30.164	26.361	1'52.150	200,7	12:13'45.660
8	36.232	18.553	30.069	26.234	1'51.088	205,7	12:15'36.748
9	36.183	18.653	29.923	26.075	1'50.834	204,5	12:17'27.582
10	36.801	18.583	30.487	26.247	1'52.118	208,5	12:19'19.700
11	36.016	18.663	29.951	26.076	1'50.706	208,1	12:21'10.406
12	36.234	18.429	30.068	26.334	1'51.065C	206,5	12:23'01.471
Race Time 22'31.019							

21° 44 P. SOWA [1'50.763]							
Lap	Seg1	Seg2	Seg3	Seg4	Lap Time	km/h	Local Time
1		19.008	30.809	26.054	2'00.125		12:02'30.577
2	35.981	18.761	30.224	25.797	1'50.763	201,5	12:04'21.340
3	36.628	18.548	30.384	26.537	1'52.097	206,5	12:06'13.437
4	36.665	19.054	30.169	26.579	1'52.467	201,1	12:08'05.904
5	36.250	18.943	30.496	26.613	1'52.302	203,8	12:09'58.206
6	36.921	19.084	30.282	26.667	1'52.954	203,8	12:11'51.160
7	36.393	18.999	30.591	26.475	1'52.458	198,2	12:13'43.618
8	36.423	18.730	30.343	26.312	1'51.808	200,0	12:15'35.426
9	36.218	18.814	30.217	26.593	1'51.842	200,7	12:17'27.268
10	36.141	19.074	30.470	26.197	1'51.882	203,4	12:19'19.150
11	36.071	18.823	29.999	26.026	1'50.919	206,9	12:21'10.069
12	36.309	18.674	30.582	26.300	1'51.865C	204,9	12:23'01.934
Race Time 22'31.482							

22° 61 B. SCHEFFER [1'51.120]							
Lap	Seg1	Seg2	Seg3	Seg4	Lap Time	km/h	Local Time
1		18.741	31.058	26.326	2'01.167		12:02'31.619
2	36.464	18.569	30.454	26.057	1'51.544	203,4	12:04'23.163
3	36.484	18.547	30.469	26.085	1'51.585	202,2	12:06'14.748
4	36.502	18.766	30.710	26.165	1'52.143	207,3	12:08'06.891
5	36.640	18.644	30.505	26.591	1'52.380	202,2	12:09'59.271
6	38.025	19.354	31.399	26.324	1'55.102	204,2	12:11'54.373
7	36.356	18.752	30.823	26.152	1'52.083	202,2	12:13'46.456
8	36.093	18.437	30.458	26.132	1'51.120	203,8	12:15'37.576
9	37.848	18.940	31.007	26.430	1'54.225	201,5	12:17'31.801
10	36.669	18.793	30.849	26.559	1'52.870	201,1	12:19'24.671
11	36.282	18.689	30.889	26.510	1'52.370	201,1	12:21'17.041
12	36.584	18.665	30.602	26.726	1'52.577C	201,9	12:23'09.618
Race Time 22'39.166							

23° 26 K. HAND [1'51.307]							
Lap	Seg1	Seg2	Seg3	Seg4	Lap Time	km/h	Local Time
1		18.919	30.747	26.524	2'00.744		12:02'31.196
2	36.198	18.614	30.066	26.429	1'51.307	203,4	12:04'22.503
3	36.513	18.565	30.127	26.240	1'51.445	204,2	12:06'13.948
4	37.167	18.614	30.521	26.322	1'52.624	207,3	12:08'06.572
5	36.623	18.840	30.323	26.775	1'52.561	204,9	12:09'59.133
6	37.869	19.508	31.113	26.894	1'55.384	206,1	12:11'54.517
7	36.603	18.726	30.518	26.491	1'52.338	203,0	12:13'46.855
8	36.248	18.524	30.277	26.324	1'51.373	204,5	12:15'38.228
9	36.485	18.758	30.425	26.809	1'52.477	201,1	12:17'30.705
10	36.669	18.605	30.848	27.012	1'53.134	201,9	12:19'23.839
11	36.592	18.689	30.642	26.916	1'52.839	200,7	12:21'16.678
12	36.610	18.744	30.774	26.977	1'53.105C	198,9	12:23'09.783
Race Time 22'39.331							

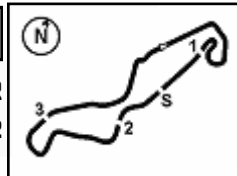
24° 66 K. DANAK [1'48.910]							
Lap	Seg1	Seg2	Seg3	Seg4	Lap Time	km/h	Local Time
1		18.536	30.347	25.839	1'58.079		12:02'28.531
2	35.471	18.471	30.207	25.693	1'49.842	201,5	12:04'18.373
3	35.203	18.357	29.794	25.909	1'49.263	201,1	12:06'07.636
4	35.643	18.502	29.693	25.497	1'49.335	202,2	12:07'56.971
5	35.964	18.551	29.912	25.774	1'50.201	202,2	12:09'47.172
6	36.798	19.098	30.491	26.008	1'52.395	203,0	12:11'39.567
7	35.332	18.865	29.967	26.275	1'50.439	192,9	12:13'30.006
8	35.765	18.586	29.943	25.969	1'50.263	197,4	12:15'20.269
9	35.652	18.747	29.959	25.562	1'49.920	203,0	12:17'10.189
10	35.528	18.356	29.665	25.361	1'48.910	206,9	12:18'59.099
11	35.393	18.520	29.688	25.516	1'49.117	201,5	12:20'48.216
12	1'14.364	19.433	30.412	25.999	2'30.208C	195,7	12:23'18.424
Race Time 22'47.972							

25° 16 L. MICHEL [1'51.458]							
Lap	Seg1	Seg2	Seg3	Seg4	Lap Time	km/h	Local Time
1		18.803	31.037	26.338	2'01.390		12:02'31.842
2	36.740	18.523	30.287	25.908	1'51.458	205,7	12:04'23.300
3	1'08.517	20.345	32.092	26.923	2'27.877	196,0	12:06'51.177
4	36.692	19.056	30.763	26.322	1'52.833	196,7	12:08'44.010
5	39.751	21.385	35.734	28.525	2'05.395	188,2	12:10'49.405
6	40.175	20.354	33.097	27.192	2'00.818	195,7	12:12'50.223
7	38.342	20.055	32.337	26.772	1'57.506	197,4	12:14'47.729
8	37.790	20.522	33.006	26.823	1'58.141	193,9	12:16'45.870
9	37.932	19.138	30.984	26.953	1'55.007	200,0	12:18'40.877
10	42.054	18.723	30.799	26.536	1'58.112	202,2	12:20'38.989
11	36.470	18.489	30.449	26.257	1'51.665	203,4	12:22'30.654
Race Time 22'00.202							

19/04/2026 P = Pits In/Out - C = Lap Time Cancelled

These data/results cannot be reproduced, stored and/or transmitted in whole or in part by any manner of electronic, mechanical, photocopying, recording, broadcasting or otherwise now known or herein after developed without the previous express consent by the copyright owner, except for reproduction in daily press and regular printed publications on sale to the public within 60 days of the event related to those data/results and always provided that copyright symbol appears together as follows below.

© DORNA WSBK ORGANIZATION Srl 2026



TT Circuit Assen 4.542 m

Pirelli Dutch Round, 17-19 April 2026
Best Laps & Speeds

1 / 2

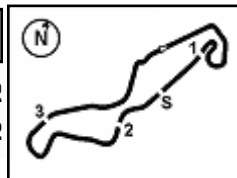
No.	Rider Bike	Nat	Best Lap		FP		SP		WUP1		RC1		WUP2		RC2	
			LL	SPD	LL	SPD	LL	SPD	LL	SPD	LL	SPD	LL	SPD	LL	SPD
1	6 M. HERRERA Yamaha YZF-R7	ESP	1'47.031	43 202,2	1'47.613	12 201,1	1'47.031	11 201,9			1'47.194	8 196,7			1'47.481	12 202,2
2	36 B. NEILA Yamaha YZF-R7	ESP	1'47.132	46 201,9	1'48.524	12 197,1	1'47.312	11 200,0	1'49.440	3 197,8	1'47.150	8 197,1	196,4		1'47.132	12 201,9
3	58 P. RAMOS Yamaha YZF-R7	ESP	1'47.789	35 202,2	1'49.398	13 193,9	1'47.789	10 202,2	1'50.576	3 198,5	1'47.994	7 200,7	1'57.036	2 196,0		
4	8 T. RELPH Yamaha YZF-R7	AUS	1'47.813	40 208,9	1'48.956	12 202,6	1'47.813	13 207,7	1'48.850	3 196,0					1'48.970	12 208,9
5	96 R. PONZIANI Yamaha YZF-R7	ITA	1'47.839	47 206,1	1'50.269	12 199,3	1'48.402	10 201,5	1'49.796	4 197,8	1'47.839	8 204,9	1'59.008	1 197,8	1'48.876	12 206,1
6	12 M. SARAPUECH Yamaha YZF-R7	THA	1'47.934	51 208,5	1'50.232	12 207,3	1'49.421	11 206,9	1'49.179	4 203,0	1'47.934	8 208,5	1'50.495	4 207,3	1'48.832	12 206,1
7	15 C. JONES Yamaha YZF-R7	GBR	1'48.056	48 210,5	1'50.989	11 198,5	1'49.313	10 203,8	1'50.578	5 197,8	1'48.056	8 204,2	1'50.178	2 203,4	1'49.068	12 210,5
8	64 S. SANCHEZ Yamaha YZF-R7	ESP	1'48.171	50 204,9	1'49.344	12 201,5	1'48.340	12 199,6	1'49.861	4 201,9	1'48.171	7 201,5	1'50.798	3 198,9	1'49.281	12 204,9
9	94 L. BOUDESSEUL Yamaha YZF-R7	FRA	1'48.177	50 206,9	1'50.225	12 198,9	1'48.248	11 205,7	1'49.480	4 198,2	1'48.177	7 204,9	1'51.934	4 206,9	1'48.764	12 205,3
10	11 Y. CERPA Yamaha YZF-R7	ESP	1'48.203	45 208,5	1'50.396	12 196,7	1'49.538	9 203,8	1'49.084	4 199,6	1'48.203	8 206,1			1'48.565	12 208,5
11	20 N. RIVERA Yamaha YZF-R7	ESP	1'48.422	52 204,5	1'50.173	12 195,3	1'48.730	12 199,3	1'48.971	4 201,9	1'48.422	8 198,9	1'52.627	4 199,3	1'49.586	12 204,5
12	46 P. RUIZ Yamaha YZF-R7	ESP	1'48.688	43 204,2	1'50.593	12 196,0	1'48.688	11 201,9	1'49.305	4 193,5			1'52.124	4 203,4	1'48.768	12 204,2
13	14 M. DOBBS Yamaha YZF-R7	USA	1'48.866	48 206,9	1'51.343	12 200,7	1'49.769	10 206,9	1'51.134	4 197,8	1'48.866	6 202,6	1'53.515	4 200,7	1'49.394	12 206,5
14	66 K. DANAK Yamaha YZF-R7	POL	1'48.910	52 206,9	1'51.704	12 196,7	1'49.755	12 199,6	1'50.265	4 193,9	1'50.062	8 202,2	1'51.731	4 198,5	1'48.910	12 206,9
15	83 A. MADRIGAL Yamaha YZF-R7	MEX	1'49.256	47 206,9	1'50.361	11 198,5	1'49.281	10 199,3	1'50.230	4 199,3	1'49.256	8 205,3	1'50.668	2 198,2	1'49.827	12 206,9
16	37 L. VIEILLARD Yamaha YZF-R7	FRA	1'49.899	45 202,6	1'52.004	12 201,5	1'49.899	13 201,1	1'51.239	4 197,1			1'51.934	4 195,7	1'50.777	12 202,6
17	22 M. GUARINO Yamaha YZF-R7	ITA	1'50.096	45 206,1	1'53.241	12 197,8	1'50.096	9 198,2	1'51.211	4 197,1	1'50.576	8 200,0	191,2		1'50.387	12 206,1
18	99 I. CARRENO Yamaha YZF-R7	CHI	1'50.311	50 209,7	1'50.845	12 197,1	1'51.352	10 197,8	1'50.708	4 198,2	1'50.717	8 200,4	1'52.322	4 199,6	1'50.311	12 209,7
19	4 E. BONDI Yamaha YZF-R7	FRA	1'50.325	50 206,1	1'51.335	11 200,0	1'50.388	11 200,7	1'50.823	4 195,3	1'50.943	8 200,4	1'52.544	4 198,9	1'50.325	12 206,1
20	88 D. DAL ZOTTO Yamaha YZF-R7	ITA	1'50.480	51 206,1	1'51.598	12 199,6	1'50.480	12 204,2	1'50.753	3 198,9	1'50.608	8 201,5	1'53.025	4 206,1	1'50.818	12 202,6
21	19 A. OUREDNIKOVA Yamaha YZF-R7	CZE	1'50.573	48 208,5	1'52.655	11 201,9	1'51.130	13 203,0	1'51.336	4 200,0	1'50.667	8 202,2	198,2		1'50.573	12 208,5
22	41 A. BARALE Yamaha YZF-R7	ITA	1'50.591	51 206,5	1'52.380	11 198,5	1'50.591	12 203,4	1'50.793	4 198,9	1'50.875	8 200,0	1'55.619	4 198,5	1'50.745	12 206,5
23	44 P. SOWA Yamaha YZF-R7	POL	1'50.732	52 206,9	1'53.167	11 198,9	1'51.271	13 200,0	1'51.363	4 199,3	1'50.732	8 201,1	1'52.915	4 204,2	1'50.763	12 206,9
24	16 L. MICHEL Yamaha YZF-R7	GER	1'50.823	52 205,7	1'52.034	12 203,4	1'51.558	12 203,0	1'51.746	5 199,3	1'50.823	8 204,5	1'52.769	4 204,5	1'51.458	11 205,7
25	26 K. HAND Yamaha YZF-R7	GBR	1'51.032	50 207,3	1'56.940	11 193,9	1'52.818	11 201,1	1'53.076	4 197,8	1'51.032	8 203,8	1'54.460	4 203,4	1'51.307	12 207,3

19/04/2026

These data/results cannot be reproduced, stored and/or transmitted in whole or in part by any manner of electronic, mechanical, photocopying, recording, broadcasting or otherwise now known or herein after developed without the previous express consent by the copyright owner, except for reproduction in daily press and regular printed publications on sale to the public within 60 days of the event related to those data/results and always provided that copyright symbol appears together as follows below.

© DORNA WSBK ORGANIZATION Srl 2026





TT Circuit Assen 4.542 m

Pirelli Dutch Round, 17-19 April 2026
Best Laps & Speeds

2 / 2

No.	Rider	Nat	Best Lap		FP		SP		WUP1		RC1		WUP2		RC2	
			LL	SPD	LL	SPD	LL	SPD	LL	SPD	LL	SPD	LL	SPD	LL	SPD
26	61 B. SCHEFFER	NED	1'51.120		1'55.227		1'52.334		1'54.515		1'52.779		1'53.108		1'51.120	
	Yamaha YZF-R7		52	207,3	11	196,7	12	201,1	4	194,6	8	196,7	5	198,9	12	207,3

19/04/2026

These data/results cannot be reproduced, stored and/or transmitted in whole or in part by any manner of electronic, mechanical, photocopying, recording, broadcasting or otherwise now known or herein after developed without the previous express consent by the copyright owner, except for reproduction in daily press and regular printed publications on sale to the public within 60 days of the event related to those data/results and always provided that copyright symbol appears together as follows below.

© DORNA WSBK ORGANIZATION Srl 2026

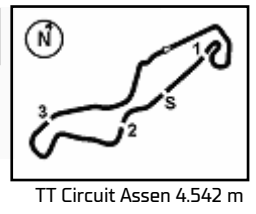
Pirelli Dutch Round, 17-19 April 2026
Fastest Laps Race 2

	No.	Rider	Nat	Team	Bike	Lap	Time	Gap
1	36	B. NEILA	ESP	Ampito Crescent Yamaha	Yamaha YZF-R7	11	1'47.132	
2	6	M. HERRERA	ESP	Terra & Vita GRT Yamaha WorldWCR	Yamaha YZF-R7	11	1'47.481	0.349
3	11	Y. CERPA	ESP	MotosCerpa-Gradara Corse	Yamaha YZF-R7	4	1'48.565	1.433
4	94	L. BOUDESEUL	FRA	GMT94 Yamaha	Yamaha YZF-R7	2	1'48.764	1.632
5	46	P. RUIZ	ESP	PR46+1 Racing Team	Yamaha YZF-R7	4	1'48.768	1.636
6	12	M. SARAPUECH	THA	EEST NJT Racing Team	Yamaha YZF-R7	2	1'48.832	1.700
7	96	R. PONZIANI	ITA	Kliint Racing Team	Yamaha YZF-R7	2	1'48.876	1.744
8	66	K. DANAK	POL	Yamaha AD78 FIMLA	Yamaha YZF-R7	10	1'48.910	1.778
9	8	T. RELPH	AUS	Full Throttle Racing	Yamaha YZF-R7	10	1'48.970	1.838
10	15	C. JONES	GBR	Monster Energy Crescent Yamaha	Yamaha YZF-R7	3	1'49.068	1.936
11	64	S. SANCHEZ	ESP	Hadden Racing Team	Yamaha YZF-R7	11	1'49.281	2.149
12	14	M. DOBBS	USA	YVS Sabadell Diva Racing	Yamaha YZF-R7	8	1'49.394	2.262
13	20	N. RIVERA	ESP	Terra & Vita GRT Yamaha WorldWCR	Yamaha YZF-R7	2	1'49.586	2.454
14	83	A. MADRIGAL	MEX	Pons Italika Racing FIMLA	Yamaha YZF-R7	2	1'49.827	2.695
15	99	I. CARRENO	CHI	Pons Italika Racing FIMLA	Yamaha YZF-R7	11	1'50.311	3.179
16	4	E. BONDI	FRA	FT Racing Academy	Yamaha YZF-R7	11	1'50.325	3.193
17	22	M. GUARINO	ITA	Prata Motor Sport	Yamaha YZF-R7	11	1'50.387	3.255
18	19	A. OUREDNIKOVA	CZE	Daftmotoracing	Yamaha YZF-R7	2	1'50.573	3.441
19	41	A. BARALE	ITA	Hadden Racing Team	Yamaha YZF-R7	11	1'50.745	3.613
20	44	P. SOWA	POL	Team Trasimeno	Yamaha YZF-R7	2	1'50.763	3.631
21	37	L. VIEILLARD	FRA	FT Racing Academy	Yamaha YZF-R7	11	1'50.777	3.645
22	88	D. DAL ZOTTO	ITA	PATA AG Motorsport Italia	Yamaha YZF-R7	11	1'50.818	3.686
23	61	B. SCHEFFER	NED	Motorradtechnik Geenen by Yamaha	Yamaha YZF-R7	8	1'51.120	3.988
24	26	K. HAND	GBR	Team Trasimeno	Yamaha YZF-R7	2	1'51.307	4.175
25	16	L. MICHEL	GER	TSL-Racing	Yamaha YZF-R7	2	1'51.458	4.326

19/04/2026

These data/results cannot be reproduced, stored and/or transmitted in whole or in part by any manner of electronic, mechanical, photocopying, recording, broadcasting or otherwise now known or herein after developed without the previous express consent by the copyright owner, except for reproduction in daily press and regular printed publications on sale to the public within 60 days of the event related to those data/results and always provided that copyright symbol appears together as follows below.

© DORNA WSBK ORGANIZATION Srl 2026

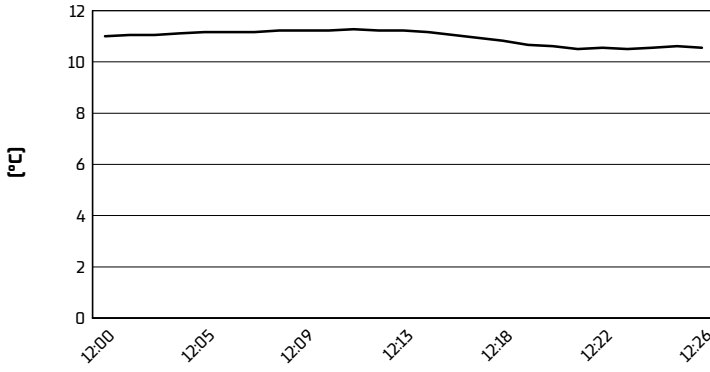


Pirelli Dutch Round, 17-19 April 2026

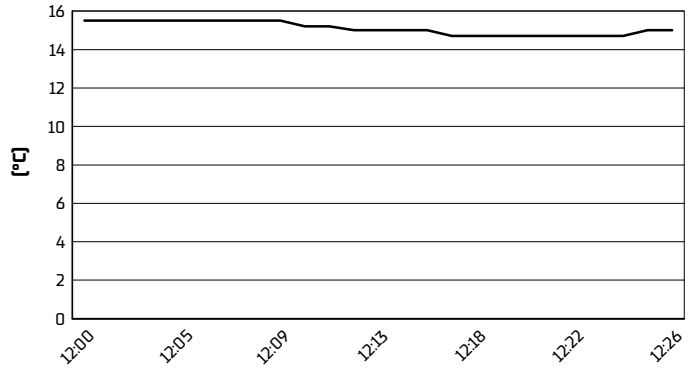
Weather Report Race 2

Session started 12:01 - Session ended 12:27


Air Temperature



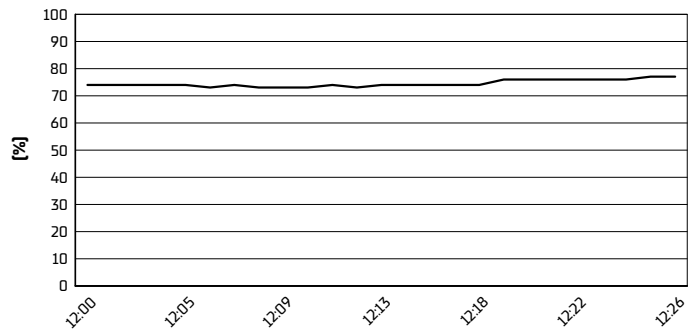
Track Temperature



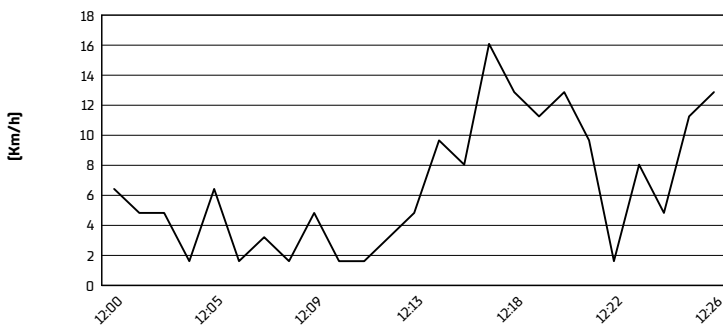
Air Pressure



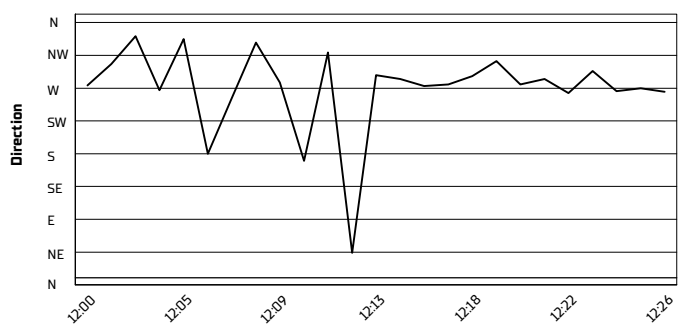
Humidity



Wind Speed



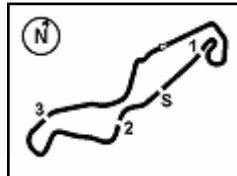
Wind Direction



19/04/2026

These data/results cannot be reproduced, stored and/or transmitted in whole or in part by any manner of electronic, mechanical, photocopying, recording, broadcasting or otherwise now known or herein after developed without the previous express consent by the copyright owner, except for reproduction in daily press and regular printed publications on sale to the public within 60 days of the event related to those data/results and always provided that copyright symbol appears together as follows below.

© DORNA WSBK ORGANIZATION Srl 2026



Pirelli Dutch Round, 17-19 April 2026
Riders Performance

TT Circuit Assen 4.542 m

	Points	Points From First	Points From Previous	March 29	April 19	May 3	June 14	July 12	October 18									
				PORTIMAO	ASSEN	BALATON	MISANO	DONINGTON	JEREZ	SP 1 2	SP 1 2	SP 1 2	SP 1 2	SP 1 2	SP 1 2	SP 1 2	SP 1 2	SP 1 2
1 HERRERA	90			1 1 2	1 1 2													
2 NEILA	77	13		4 3 3	2 2 1													
3 PONZIANI	52	38	25	3 6 4	7 3 4													
4 RAMOS	45	45	7	2 2 1	3 Rt													
5 SARAPUECH	34	56	11	13 11 9	12 5 5													
6 RIVERA	32	58	2	10 8 7	9 6 11													
7 BOUDESSEUL	29	61	3	7 4 Rt	5 Rt 3													
8 JONES	28	62	1	14 13 14	11 4 6													
9 RUIZ	27	63	1	9 7 5	8 Rt 9													
10 CERPA	26	64	1	5 9 6	13 17 7													
11 RELPH	22	68	4	6 10 8	4 Rt 8													
12 SANCHEZ	20	70	2	8 5 10	6 Rt 13													
13 MADRIGAL	18	72	2	11 18 11	10 7 12													
14 DANAK	14	76	4	16 14 12	14 8 24													
15 DAL ZOTTO	8	82	6	18 16 15	19 11 14													
16 BARALE	7	83	1	22 20 21	20 9 19													
17 VIEILLARD	7	83	0	15 12 13	16 Rt 17													
18 DOBBS	6	84	1	20 23 17	15 Rt 10													
19 CARRENO	6	84	0	17 19 Rt	23 10 18													
20 SOWA	4	86	2	24 22 22	22 12 21													
21 MICHEL	3	87	1	25 21 19	24 13 25													
22 HAND	2	88	1	23 Rt 18	26 14 23													
23 OUREDNIKOVA	2	88	0	21 15 Rt	21 15 20													
24 BONDI	1	89	1	12 Rt 16	18 19 15													

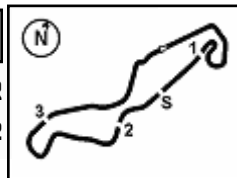
19/04/2026

SP = Superpole - 1 = Race 1 - 2 = Race 2

Ns = Did Not Start - Rt = Retired - Ex = Excluded

These data/results cannot be reproduced, stored and/or transmitted in whole or in part by any manner of electronic, mechanical, photocopying, recording, broadcasting or otherwise now known or herein after developed without the previous express consent by the copyright owner, except for reproduction in daily press and regular printed publications on sale to the public within 60 days of the event related to those data/results and always provided that copyright symbol appears together as follows below.

© DORNA WSBK ORGANIZATION Srl 2026



TT Circuit Assen 4.542 m

Pirelli Dutch Round, 17-19 April 2026
Race Winners

	2024	2025	2026
01 Portimao	Herrera M. [ESP] YAM Carrasco A. [ESP] YAM		Herrera M. [ESP] YAM Ramos P. [ESP] YAM
02 Assen		Herrera M. [ESP] YAM Neila B. [ESP] YAM	Herrera M. [ESP] YAM Neila B. [ESP] YAM
03 Balaton		Herrera M. [ESP] YAM Neila B. [ESP] YAM	
04 Misano	Herrera M. [ESP] YAM Herrera M. [ESP] YAM		
05 Donington	Carrasco A. [ESP] YAM Herrera M. [ESP] YAM	Herrera M. [ESP] YAM Neila B. [ESP] YAM	
06 Jerez	Herrera M. [ESP] YAM Sanchez S. [ESP] YAM	Herrera M. [ESP] YAM Ramos P. [ESP] YAM	

2026

- 2 M. Herrera
- 1 **B. Neila**
- 1 P. Ramos

ALL TIMES

- 14 M. Herrera
- 5 **B. Neila**
- 4 A. Carrasco
- 2 P. Ramos
- 2 S. Sanchez
- 1 R. Ponziani

19/04/2026

These data/results cannot be reproduced, stored and/or transmitted in whole or in part by any manner of electronic, mechanical, photocopying, recording, broadcasting or otherwise now known or herein after developed without the previous express consent by the copyright owner, except for reproduction in daily press and regular printed publications on sale to the public within 60 days of the event related to those data/results and always provided that copyright symbol appears together as follows below.

© DORNA WSBK ORGANIZATION Srl 2026