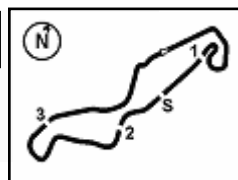


TT Circuit Assen 4.542 m

Pirelli Dutch Round, 17-19 April 2026
Biographical Entry List

No.	Rider (Abbreviation)	Age	Date of Birth	Place of Birth	Nat	Bike Team	Wins 2026	Podiums 2026	Pole 2026	Races 2026	Tyres
1	4 BONDY Emily (Bon)	25	14/04/2001	Neuilly-sur-Seine	FRA	Yamaha YZF-R7 FT Racing Academy				23	Pirelli 2
2	6 HERRERA Maria (Her)	29	26/08/1996	Toledo	ESP	Yamaha YZF-R7 Terra & Vita GRT Yamaha WorldWCR	13	21	7	26	Pirelli 2
3	8 RELPH Tayla (Rel)	29	07/01/1997	South Brisbane	AUS	Yamaha YZF-R7 Full Throttle Racing		1		26	Pirelli 2
4	11 CERPA Yvonne (Cer)	18	24/10/2007	Barcelona	ESP	Yamaha YZF-R7 MotosCerpa-Gradara Corse				2	Pirelli 2
5**	12 SARAPUECH Muklada (Sar)	32	08/09/1993	Pathum Thani	THA	Yamaha YZF-R7 EEST NJT Racing Team				2	Pirelli 2
6	14 DOBBS Mallory (Dob)	32	26/01/1994	Washington	USA	Yamaha YZF-R7 YVS Sabadell Diva Racing				26	Pirelli 2
7	15 JONES Chloe (Jon)	22	15/12/2003	Northampton	GBR	Yamaha YZF-R7 Monster Energy Crescent Yamaha		6	1	16	Pirelli 2
8	16 MICHEL Lucy (Mic)	21	09/11/2004	Erlabrunn	GER	Yamaha YZF-R7 TSL-Racing				26	Pirelli 2
9	19 OUREDNIKOVA Adela (Our)	20	28/12/2005	Prague	CZE	Yamaha YZF-R7 Dafitmotoracing				26	Pirelli 2
10	20 RIVERA Natalia (Riv)	19	21/11/2006	Madrid	ESP	Yamaha YZF-R7 Terra & Vita GRT Yamaha WorldWCR				14	Pirelli 2
11	22 GUARINO Martina (Gua)	23	23/07/2002	Mugnano Di Napoli	ITA	Yamaha YZF-R7 Prata Motor Sport				2	Pirelli 2
12	26 HAND Katie (Han)	20	31/05/2005	Lincoln	GBR	Yamaha YZF-R7 Team Trasimeno				4	Pirelli 2
13	36 NEILA Beatriz (Nei)	24	15/04/2002	Madrid	ESP	Yamaha YZF-R7 Ampito Crescent Yamaha	4	18	2	26	Pirelli 2
14	37 VIEILLARD Line (Vie)	24	28/05/2001	Clermont-Ferrand	FRA	Yamaha YZF-R7 FT Racing Academy				4	Pirelli 2
15	41 BARALE Arianna (Bar)	19	05/02/2007	Cuneo	ITA	Yamaha YZF-R7 Hadden Racing Team				2	Pirelli 2
16	44 SOWA Patrycja (Sow)	20	17/01/2006	Wadowice	POL	Yamaha YZF-R7 Team Trasimeno				2	Pirelli 2
17	46 RUIZ Pakita (Rui)	28	11/08/1997	Palma de Mallorca	ESP	Yamaha YZF-R7 PR46+1 Racing Team				26	Pirelli 2
18	58 RAMOS Paola (Ram)	18	01/05/2007	Tarragona	ESP	Yamaha YZF-R7 Kliint Racing Team	2	3		4	Pirelli 2
19*	61 SCHEFFER Birgit (Sch)	29	06/12/1996	Drachten	NED	Yamaha YZF-R7 Motorradtechnik Geenen by Yamaha					Pirelli
20	64 SANCHEZ Sara (San)	28	19/11/1997	Barcelona	ESP	Yamaha YZF-R7 Hadden Racing Team	2	12	1	25	Pirelli 2
21	66 DANAK Karolina (Dan)	18	21/02/2008	Polskie	POL	Yamaha YZF-R7 Yamaha AD78 FIMLA				2	Pirelli 2
22	83 MADRIGAL Astrid (Mad)	26	02/03/2000	Chihuahua	MEX	Yamaha YZF-R7 Pons Italika Racing FIMLA				26	Pirelli 2
23	88 DAL ZOTTO Denise (Dal)	21	08/08/2004	Feltre	ITA	Yamaha YZF-R7 PATA AG Motorsport Italia				6	Pirelli 2
24	94 BOUDESSEUL Lucie (Bou)	22	03/07/2003	Bernay	FRA	Yamaha YZF-R7 GMT94 Yamaha		2		14	Pirelli 2
25	96 PONZIANI Roberta (Pon)	29	04/08/1996	Teramo	ITA	Yamaha YZF-R7 Kliint Racing Team	1	3		26	Pirelli 2
26	99 CARRENO Isis (Car)	26	30/12/1999	Santiago de Chile	CHI	Yamaha YZF-R7 Pons Italika Racing FIMLA				16	Pirelli 2



Pirelli Dutch Round, 17-19 April 2026
Results Free Practice

No.	Rider	Nat	Team	Bike	Time	Gap	Rel.	Laps	Speed	
									Avg	Max
1	6 M. HERRERA	ESP	Terra & Vita GRT Yamaha WorldWCR	Yamaha YZF-R7	1'47.613			12	151,944	201,1
2	36 B. NEILA	ESP	Ampito Crescent Yamaha	Yamaha YZF-R7	1'48.524	0.911	0.911	12	150,669	197,1
3	8 T. RELPH	AUS	Full Throttle Racing	Yamaha YZF-R7	1'48.956	1.343	0.432	12	150,072	202,6
4	64 S. SANCHEZ	ESP	Hadden Racing Team	Yamaha YZF-R7	1'49.344	1.731	0.388	12	149,539	201,5
5	58 P. RAMOS	ESP	Klint Racing Team	Yamaha YZF-R7	1'49.398	1.785	0.054	13	149,465	193,9
6	20 N. RIVERA	ESP	Terra & Vita GRT Yamaha WorldWCR	Yamaha YZF-R7	1'50.173	2.560	0.775	12	148,414	195,3
7	94 L. BOUDESSEUL	FRA	GMT94 Yamaha	Yamaha YZF-R7	1'50.225	2.612	0.052	12	148,344	198,9
8	12 M. SARAPUECH	THA	EEST NJT Racing Team	Yamaha YZF-R7	1'50.232	2.619	0.007	12	148,334	207,3
9	96 R. PONZIANI	ITA	Klint Racing Team	Yamaha YZF-R7	1'50.269	2.656	0.037	12	148,285	199,3
10	83 A. MADRIGAL	MEX	Pons Italika Racing FIMLA	Yamaha YZF-R7	1'50.361	2.748	0.092	11	148,161	198,5
11	11 Y. CERPA	ESP	MotosCerpa-Gradara Corse	Yamaha YZF-R7	1'50.396	2.783	0.035	12	148,114	196,7
12	46 P. RUIZ	ESP	PR46+1 Racing Team	Yamaha YZF-R7	1'50.593	2.980	0.197	12	147,850	196,0
13	99 I. CARRENO	CHI	Pons Italika Racing FIMLA	Yamaha YZF-R7	1'50.845	3.232	0.252	12	147,514	197,1
14	15 C. JONES	GBR	Monster Energy Crescent Yamaha	Yamaha YZF-R7	1'50.989	3.376	0.144	11	147,323	198,5
15	4 E. BONDI	FRA	FT Racing Academy	Yamaha YZF-R7	1'51.335	3.722	0.346	11	146,865	200,0
16	14 M. DOBBS	USA	YVS Sabadell Diva Racing	Yamaha YZF-R7	1'51.343	3.730	0.008	12	146,854	200,7
17	88 D. DAL ZOTTO	ITA	PATA AG Motorsport Italia	Yamaha YZF-R7	1'51.598	3.985	0.255	12	146,519	199,6
18	66 K. DANAK	POL	Yamaha AD78 FIMLA	Yamaha YZF-R7	1'51.704	4.091	0.106	12	146,380	196,7
19	37 L. VIEILLARD	FRA	FT Racing Academy	Yamaha YZF-R7	1'52.004	4.391	0.300	12	145,988	201,5
20	16 L. MICHEL	GER	TSL-Racing	Yamaha YZF-R7	1'52.034	4.421	0.030	12	145,949	203,4
21	41 A. BARALE	ITA	Hadden Racing Team	Yamaha YZF-R7	1'52.380	4.767	0.346	11	145,499	198,5
22	19 A. OUREDNIKOVA	CZE	Daftmotoracing	Yamaha YZF-R7	1'52.655	5.042	0.275	11	145,144	201,9
23	44 P. SOWA	POL	Team Trasimeno	Yamaha YZF-R7	1'53.167	5.554	0.512	11	144,487	198,9
24	22 M. GUARINO	ITA	Prata Motor Sport	Yamaha YZF-R7	1'53.241	5.628	0.074	12	144,393	197,8
25	61 B. SCHEFFER	NED	Motorradtechnik Geenen by Yamaha	Yamaha YZF-R7	1'55.227	7.614	1.986	11	141,904	196,7
26	26 K. HAND	GBR	Team Trasimeno	Yamaha YZF-R7	1'56.940	9.327	1.713	11	139,826	193,9

Qualifying Lap Time (110% of 1'47.613): 1'58.375

AIR	Humidity:	52%	Temp:	17°C
TRACK	Condition:	Dry	Temp:	23°C

Records	Pole	[SP]	2025 M.Herrera	1'48.146	151,200	Km/h
	Race	[RC1]	2025 B.Neila	1'47.685	151,840	Km/h
	All Times	[RC1]	2025 B.Neila	1'47.685	151,840	Km/h

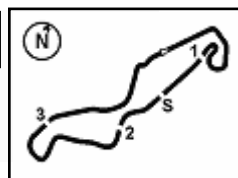
17/04/2026 Start 12:15 End 12:43

The results are provisional until the end of the time limit for protests and appeals and the completion of the technical checks.

Clerk Of The Course: **Roland Brontsema**
Publication Time: **12:46**

These data/results cannot be reproduced, stored and/or transmitted in whole or in part by any manner of electronic, mechanical, photocopying, recording, broadcasting or otherwise now known or herein after developed without the previous express consent by the copyright owner, except for reproduction in daily press and regular printed publications on sale to the public within 60 days of the event related to those data/results and always provided that copyright symbol appears together as follows below.

© DORNA WSBK ORGANIZATION Srl 2026



Pirelli Dutch Round, 17-19 April 2026
Results Free Practice

Session Highlights

Local Time	No. Rider	Description
12.15.00		Start of Session
12.38.33	22 M. GUARINO	#22 Lap Time Cancelled [2'03.070] - Exceeded Track Limits - Turn 17
12.39.33	22 M. GUARINO	#22 Lap Cancelled [1'54.207] - Course Cutting on Previous Lap - Turn 17
12.43.14		End of Session

Fastest Laps Sequence

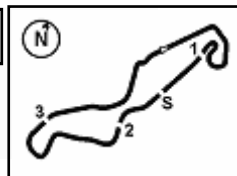
No.	Rider	Nat	Team	Bike	Local Time	Time	Gap	Avg
8	T. RELPH	AUS	Full Throttle Racing	Yamaha YZF-R7	12:18'56.311	1'54.280		143,080
15	C. JONES	GBR	Monster Energy Crescent Yamaha	Yamaha YZF-R7	12:19'37.772	1'53.095	-1.185	144,579
6	M. HERRERA	ESP	Terra & Vita GRT Yamaha WorldWCR	Yamaha YZF-R7	12:20'47.293	1'50.915	-2.180	147,421
6	M. HERRERA	ESP	Terra & Vita GRT Yamaha WorldWCR	Yamaha YZF-R7	12:22'36.723	1'49.430	-1.485	149,422
6	M. HERRERA	ESP	Terra & Vita GRT Yamaha WorldWCR	Yamaha YZF-R7	12:26'15.990	1'49.075	-0.355	149,908
6	M. HERRERA	ESP	Terra & Vita GRT Yamaha WorldWCR	Yamaha YZF-R7	12:28'04.918	1'48.928	-0.147	150,110
6	M. HERRERA	ESP	Terra & Vita GRT Yamaha WorldWCR	Yamaha YZF-R7	12:29'53.354	1'48.436	-0.492	150,791
6	M. HERRERA	ESP	Terra & Vita GRT Yamaha WorldWCR	Yamaha YZF-R7	12:31'41.407	1'48.053	-0.383	151,326
6	M. HERRERA	ESP	Terra & Vita GRT Yamaha WorldWCR	Yamaha YZF-R7	12:37'06.767	1'47.793	-0.260	151,691
6	M. HERRERA	ESP	Terra & Vita GRT Yamaha WorldWCR	Yamaha YZF-R7	12:38'54.380	1'47.613	-0.180	151,944

17/04/2026 Start 12:15 End 12:43 The results are provisional until the end of the time limit for protests and appeals and the completion of the technical checks.

Clerk Of The Course: **Roland Brontsema**
Publication Time: **12:46**

These data/results cannot be reproduced, stored and/or transmitted in whole or in part by any manner of electronic, mechanical, photocopying, recording, broadcasting or otherwise now known or herein after developed without the previous express consent by the copyright owner, except for reproduction in daily press and regular printed publications on sale to the public within 60 days of the event related to those data/results and always provided that copyright symbol appears together as follows below.

© DORNA WSBK ORGANIZATION Srl 2026



Pirelli Dutch Round, 17-19 April 2026
Best Sectors & Speed Free Practice

TT Circuit Assen 4.542 m

BEST LAP

1	6	M. HERRERA	Yamaha YZF-R7	1'47.613
2	36	B. NEILA	Yamaha YZF-R7	1'48.524
3	8	T. RELPH	Yamaha YZF-R7	1'48.956
4	64	S. SANCHEZ	Yamaha YZF-R7	1'49.344
5	58	P. RAMOS	Yamaha YZF-R7	1'49.398
6	20	N. RIVERA	Yamaha YZF-R7	1'50.173
7	94	L. BOUDESSEUL	Yamaha YZF-R7	1'50.225
8	12	M. SARAPUECH	Yamaha YZF-R7	1'50.232
9	96	R. PONZIANI	Yamaha YZF-R7	1'50.269
10	83	A. MADRIGAL	Yamaha YZF-R7	1'50.361
11	11	Y. CERPA	Yamaha YZF-R7	1'50.396
12	46	P. RUIZ	Yamaha YZF-R7	1'50.593
13	99	I. CARRENO	Yamaha YZF-R7	1'50.845
14	15	C. JONES	Yamaha YZF-R7	1'50.989
15	4	E. BONDI	Yamaha YZF-R7	1'51.335
16	14	M. DOBBS	Yamaha YZF-R7	1'51.343
17	88	D. DAL ZOTTO	Yamaha YZF-R7	1'51.598
18	66	K. DANAK	Yamaha YZF-R7	1'51.704
19	37	L. VIEILLARD	Yamaha YZF-R7	1'52.004
20	16	L. MICHEL	Yamaha YZF-R7	1'52.034
21	41	A. BARALE	Yamaha YZF-R7	1'52.380
22	19	A. OUREDINICKOVA	Yamaha YZF-R7	1'52.655
23	44	P. SOWA	Yamaha YZF-R7	1'53.167
24	22	M. GUARINO	Yamaha YZF-R7	1'53.241
25	61	B. SCHEFFER	Yamaha YZF-R7	1'55.227
26	26	K. HAND	Yamaha YZF-R7	1'56.940

SPEED

1	12	M. SARAPUECH	Yamaha YZF-R7	207,3
2	16	L. MICHEL	Yamaha YZF-R7	203,4
3	8	T. RELPH	Yamaha YZF-R7	202,6
4	19	A. OUREDINICKOVA	Yamaha YZF-R7	201,9
5	64	S. SANCHEZ	Yamaha YZF-R7	201,5
6	37	L. VIEILLARD	Yamaha YZF-R7	201,5
7	6	M. HERRERA	Yamaha YZF-R7	201,1
8	14	M. DOBBS	Yamaha YZF-R7	200,7
9	4	E. BONDI	Yamaha YZF-R7	200,0
10	88	D. DAL ZOTTO	Yamaha YZF-R7	199,6
11	96	R. PONZIANI	Yamaha YZF-R7	199,3
12	44	P. SOWA	Yamaha YZF-R7	198,9
13	94	L. BOUDESSEUL	Yamaha YZF-R7	198,9
14	83	A. MADRIGAL	Yamaha YZF-R7	198,5
15	15	C. JONES	Yamaha YZF-R7	198,5
16	41	A. BARALE	Yamaha YZF-R7	198,5
17	22	M. GUARINO	Yamaha YZF-R7	197,8
18	36	B. NEILA	Yamaha YZF-R7	197,1
19	99	I. CARRENO	Yamaha YZF-R7	197,1
20	11	Y. CERPA	Yamaha YZF-R7	196,7
21	66	K. DANAK	Yamaha YZF-R7	196,7
22	61	B. SCHEFFER	Yamaha YZF-R7	196,7
23	46	P. RUIZ	Yamaha YZF-R7	196,0
24	20	N. RIVERA	Yamaha YZF-R7	195,3
25	58	P. RAMOS	Yamaha YZF-R7	193,9
26	26	K. HAND	Yamaha YZF-R7	193,9

SEG. 1

1	6	M. HERRERA	34.785
2	64	S. SANCHEZ	35.237
3	58	P. RAMOS	35.301
4	36	B. NEILA	35.346
5	8	T. RELPH	35.398
6	46	P. RUIZ	35.496
7	11	Y. CERPA	35.545
8	20	N. RIVERA	35.581
9	83	A. MADRIGAL	35.600
10	12	M. SARAPUECH	35.655
11	94	L. BOUDESSEUL	35.713
12	96	R. PONZIANI	35.980
13	99	I. CARRENO	35.988
14	15	C. JONES	36.024
15	14	M. DOBBS	36.047
16	66	K. DANAK	36.067
17	4	E. BONDI	36.168
18	88	D. DAL ZOTTO	36.270
19	37	L. VIEILLARD	36.388
20	19	A. OUREDINICKOVA	36.400
21	22	M. GUARINO	36.421
22	16	L. MICHEL	36.432
23	41	A. BARALE	36.581
24	44	P. SOWA	36.631
25	61	B. SCHEFFER	37.083
26	26	K. HAND	37.908

SEG. 2

1	6	M. HERRERA	18.083
2	36	B. NEILA	18.268
3	8	T. RELPH	18.419
4	64	S. SANCHEZ	18.567
5	58	P. RAMOS	18.571
6	96	R. PONZIANI	18.608
7	11	Y. CERPA	18.620
8	94	L. BOUDESSEUL	18.658
9	83	A. MADRIGAL	18.668
10	12	M. SARAPUECH	18.712
11	99	I. CARRENO	18.713
12	14	M. DOBBS	18.718
13	20	N. RIVERA	18.736
14	4	E. BONDI	18.797
15	46	P. RUIZ	18.804
16	15	C. JONES	18.830
17	66	K. DANAK	18.859
18	88	D. DAL ZOTTO	18.911
19	41	A. BARALE	18.929
20	16	L. MICHEL	18.941
21	37	L. VIEILLARD	19.032
22	22	M. GUARINO	19.144
23	19	A. OUREDINICKOVA	19.209
24	44	P. SOWA	19.209
25	61	B. SCHEFFER	19.400
26	26	K. HAND	19.570

SEG. 3

1	6	M. HERRERA	29.435
2	8	T. RELPH	29.580
3	36	B. NEILA	29.593
4	64	S. SANCHEZ	29.651
5	94	L. BOUDESSEUL	29.834
6	96	R. PONZIANI	29.939
7	20	N. RIVERA	29.946
8	58	P. RAMOS	29.953
9	46	P. RUIZ	29.980
10	15	C. JONES	30.035
11	11	Y. CERPA	30.062
12	99	I. CARRENO	30.120
13	88	D. DAL ZOTTO	30.159
14	12	M. SARAPUECH	30.171
15	4	E. BONDI	30.203
16	83	A. MADRIGAL	30.238
17	37	L. VIEILLARD	30.321
18	16	L. MICHEL	30.380
19	14	M. DOBBS	30.380
20	41	A. BARALE	30.430
21	19	A. OUREDINICKOVA	30.518
22	66	K. DANAK	30.547
23	22	M. GUARINO	30.690
24	44	P. SOWA	30.713
25	61	B. SCHEFFER	31.165
26	26	K. HAND	31.819

SEG. 4

1	6	M. HERRERA	25.018
2	36	B. NEILA	25.122
3	58	P. RAMOS	25.457
4	8	T. RELPH	25.474
5	96	R. PONZIANI	25.547
6	12	M. SARAPUECH	25.585
7	64	S. SANCHEZ	25.597
8	83	A. MADRIGAL	25.740
9	94	L. BOUDESSEUL	25.772
10	20	N. RIVERA	25.795
11	15	C. JONES	25.840
12	14	M. DOBBS	25.900
13	11	Y. CERPA	25.914
14	4	E. BONDI	25.949
15	46	P. RUIZ	25.976
16	99	I. CARRENO	25.992
17	66	K. DANAK	26.096
18	16	L. MICHEL	26.119
19	41	A. BARALE	26.221
20	88	D. DAL ZOTTO	26.228
21	37	L. VIEILLARD	26.250
22	22	M. GUARINO	26.297
23	44	P. SOWA	26.367
24	19	A. OUREDINICKOVA	26.370
25	61	B. SCHEFFER	26.830
26	26	K. HAND	27.468

17/04/2026

These data/results cannot be reproduced, stored and/or transmitted in whole or in part by any manner of electronic, mechanical, photocopying, recording, broadcasting or otherwise now known or herein after developed without the previous express consent by the copyright owner, except for reproduction in daily press and regular printed publications on sale to the public within 60 days of the event related to those data/results and always provided that copyright symbol appears together as follows below.

© DORNA WSBK ORGANIZATION Srl 2026



Pirelli Dutch Round, 17-19 April 2026
Ideal Times Free Practice

No.	Rider	Nat	Bike	Seg. 1	Seg. 2	Seg. 3	Seg. 4	Ideal Time		
				Diff. 1	Diff. 2	Diff. 3	Diff. 4	Best Lap	Pos.	Diff.
1	6 M. HERRERA	ESP	Yamaha YZF-R7	34.785 +0.218	18.083 +0.114	29.435 +0.015	25.018 +0.059	1'47.321 1'47.613	1	0.292
2	36 B. NEILA	ESP	Yamaha YZF-R7	35.346 +0.081	18.268 +0.114	29.593	25.122	1'48.329 1'48.524	2	0.195
3	8 T. RELPH	AUS	Yamaha YZF-R7	35.398	18.419 +0.085	29.580	25.474	1'48.871 1'48.956	3	0.085
4	64 S. SANCHEZ	ESP	Yamaha YZF-R7	35.237	18.567 +0.123	29.651 +0.169	25.597	1'49.052 1'49.344	4	0.292
5	58 P. RAMOS	ESP	Yamaha YZF-R7	35.301 +0.034	18.571 +0.040	29.953 +0.042	25.457	1'49.282 1'49.398	5	0.116
6	94 L. BOUDESSEUL	FRA	Yamaha YZF-R7	35.713	18.658 +0.148	29.834 +0.094	25.772 +0.006	1'49.977 1'50.225	7	0.248
7	20 N. RIVERA	ESP	Yamaha YZF-R7	35.581	18.736 +0.115	29.946	25.795	1'50.058 1'50.173	6	0.115
8	96 R. PONZIANI	ITA	Yamaha YZF-R7	35.980 +0.103	18.608 +0.092	29.939	25.547	1'50.074 1'50.269	9	0.195
9	12 M. SARAPUECH	THA	Yamaha YZF-R7	35.655 +0.046	18.712 +0.027	30.171 +0.036	25.585	1'50.123 1'50.232	8	0.109
10	11 Y. CERPA	ESP	Yamaha YZF-R7	35.545 +0.081	18.620 +0.174	30.062	25.914	1'50.141 1'50.396	11	0.255
11	83 A. MADRIGAL	MEX	Yamaha YZF-R7	35.600	18.668 +0.004	30.238	25.740 +0.111	1'50.246 1'50.361	10	0.115
12	46 P. RUIZ	ESP	Yamaha YZF-R7	35.496	18.804 +0.085	29.980 +0.023	25.976 +0.229	1'50.256 1'50.593	12	0.337
13	15 C. JONES	GBR	Yamaha YZF-R7	36.024 +0.260	18.830	30.035	25.840	1'50.729 1'50.989	14	0.260
14	99 I. CARRENO	CHI	Yamaha YZF-R7	35.988	18.713	30.120 +0.032	25.992	1'50.813 1'50.845	13	0.032
15	14 M. DOBBS	USA	Yamaha YZF-R7	36.047	18.718 +0.032	30.380 +0.119	25.900 +0.147	1'51.045 1'51.343	16	0.298
16	4 E. BONDI	FRA	Yamaha YZF-R7	36.168	18.797 +0.196	30.203	25.949 +0.022	1'51.117 1'51.335	15	0.218
17	88 D. DAL ZOTTO	ITA	Yamaha YZF-R7	36.270 +0.028	18.911	30.159 +0.002	26.228	1'51.568 1'51.598	17	0.030
18	66 K. DANAK	POL	Yamaha YZF-R7	36.067	18.859 +0.135	30.547	26.096	1'51.569 1'51.704	18	0.135
19	16 L. MICHEL	GER	Yamaha YZF-R7	36.432	18.941 +0.081	30.380 +0.081	26.119	1'51.872 1'52.034	20	0.162
20	37 L. VIEILLARD	FRA	Yamaha YZF-R7	36.388	19.032	30.321 +0.013	26.250	1'51.991 1'52.004	19	0.013
21	41 A. BARALE	ITA	Yamaha YZF-R7	36.581	18.929	30.430	26.221 +0.219	1'52.161 1'52.380	21	0.219
22	19 A. OUREDNIKOVA	CZE	Yamaha YZF-R7	36.400	19.209 +0.034	30.518 +0.124	26.370	1'52.497 1'52.655	22	0.158
23	22 M. GUARINO	ITA	Yamaha YZF-R7	36.421 +0.413	19.144 +0.126	30.690 +0.150	26.297	1'52.552 1'53.241	24	0.689
24	44 P. SOWA	POL	Yamaha YZF-R7	36.631	19.209 +0.011	30.713	26.367 +0.236	1'52.920 1'53.167	23	0.247
25	61 B. SCHEFFER	NED	Yamaha YZF-R7	37.083 +0.283	19.400 +0.084	31.165 +0.347	26.830 +0.035	1'54.478 1'55.227	25	0.749
26	26 K. HAND	GBR	Yamaha YZF-R7	37.908	19.570	31.819	27.468 +0.175	1'56.765 1'56.940	26	0.175
Overall Ideal Time				34.785	18.083	29.435	25.018	1'47.321		

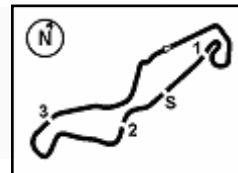
17/04/2026

These data/results cannot be reproduced, stored and/or transmitted in whole or in part by any manner of electronic, mechanical, photocopying, recording, broadcasting or otherwise now known or herein after developed without the previous express consent by the copyright owner, except for reproduction in daily press and regular printed publications on sale to the public within 60 days of the event related to those data/results and always provided that copyright symbol appears together as follows below.

© DORNA WSBK ORGANIZATION Srl 2026

FICR PERUGIA TIMING





Pirelli Dutch Round, 17-19 April 2026
Chronological Analysis Free Practice

1° 6 M. HERRERA [1'47.613]							
Lap	Seg.1	Seg.2	Seg.3	Seg.4	Lap Time	km/h	Local Time
1	35.874	19.119	30.695	25.949	1'50.915	197,4	12:18'56.378
2	35.629	18.723	30.084	26.234	1'49.430	197,8	12:20'47.293
3	35.953	18.527	30.190	25.522	1'50.192	195,7	12:24'26.915
4	35.451	18.534	29.798	25.292	1'49.075	195,7	12:26'15.990
5	35.265	18.461	29.592	25.610	1'48.928	195,3	12:28'04.918
6	35.308	18.330	29.469	25.329	1'48.436	196,7	12:29'53.354
7	35.114	18.406	29.515	25.018	1'48.053	196,4	12:31'41.407
8	35.496	18.583	30.036	25.156	1'49.271	196,7	12:33'30.678
9	35.103	18.275	29.663	25.255	1'48.296	197,1	12:35'18.974
10	35.080	18.219	29.435	25.059	1'47.793	197,1	12:37'06.767
11	35.003	18.083	29.450	25.077	1'47.613	201,1	12:38'54.380
12	34.785	18.548	29.645	25.115	1'48.093	200,0	12:40'42.473

2° 36 B. NEILA [1'48.524]							
Lap	Seg.1	Seg.2	Seg.3	Seg.4	Lap Time	km/h	Local Time
1	36.286	19.229	31.751	26.608	1'51.854	194,6	12:19'01.292
2	36.003	18.537	30.195	25.526	1'50.261	196,0	12:22'43.407
3	35.732	18.578	30.086	25.567	1'49.963	194,6	12:24'33.370
4	35.613	18.466	29.935	25.414	1'49.428	197,1	12:26'22.798
5	35.522	18.429	29.913	25.499	1'49.363	194,2	12:28'12.161
6	35.346	18.464	30.332	25.255	1'49.667	193,9	12:30'01.828
7	35.529	18.633	29.630	25.234	1'49.026	192,5	12:31'50.854
8	35.427	18.382	29.593	25.122	1'48.524	193,5	12:33'39.378
9	35.383	18.268	30.286	25.448	1'49.385	195,7	12:35'28.763
10	35.507	18.464	30.472	25.272	1'49.715	194,2	12:37'18.478
11	35.364	18.398	29.727	25.318	1'48.807	192,9	12:39'07.285
12	35.631	18.507	29.687	25.413	1'49.238	191,8	12:40'56.523

3° 8 T. RELPH [1'48.956]							
Lap	Seg.1	Seg.2	Seg.3	Seg.4	Lap Time	km/h	Local Time
1	37.174	19.642	32.116	27.369	1'52.031	192,5	12:17'02.031
2	36.617	19.110	31.232	26.764	1'54.280	195,7	12:18'56.311
3	36.250	18.829	30.351	25.971	1'51.401	195,3	12:22'39.726
4	35.926	18.912	30.341	26.017	1'51.196	193,9	12:24'30.922
5	35.870	18.723	30.052	26.119	1'50.764	194,2	12:26'21.686
6	35.855	18.909	30.212	26.692	1'51.668	192,5	12:28'13.354
7	35.598	18.495	29.963	25.848	1'49.904	194,6	12:30'03.258
8	35.624	18.470	29.590	25.661	1'49.345	194,9	12:31'52.603
9	35.561	18.419	29.688	38.880	2'02.548P	195,7	12:33'55.151
10	1'46.471	20.265	31.207	28.625	3'06.568P	186,5	12:37'01.719
11	35.688	18.640	29.853	26.125	1'50.306	194,6	12:38'52.025
12	35.398	18.504	29.580	25.474	1'48.956	193,9	12:40'40.981

4° 64 S. SANCHEZ [1'49.344]							
Lap	Seg.1	Seg.2	Seg.3	Seg.4	Lap Time	km/h	Local Time
1	37.082	20.068	31.616	27.182	1'55.534	198,2	12:19'58.497
2	37.038	19.673	31.044	26.610	1'54.365	201,5	12:21'52.862
3	36.249	19.014	30.556	25.970	1'51.789	192,5	12:23'44.651
4	36.007	18.918	30.196	25.769	1'50.890	196,4	12:25'35.541
5	36.946	19.067	30.412	26.474	1'52.899	198,2	12:27'28.440
6	36.490	18.567	30.484	25.936	1'51.477	196,7	12:29'19.917
7	35.868	18.745	31.027	26.386	1'52.026	197,8	12:31'11.943
8	35.646	18.815	29.898	25.681	1'50.040	194,9	12:33'01.983
9	35.485	18.614	29.651	26.428	1'50.178	198,2	12:34'52.161
10	36.202	19.131	30.643	25.773	1'51.749	188,8	12:36'43.910
11	35.237	18.690	29.820	25.597	1'49.344	194,6	12:38'33.254
12	35.822	18.911	31.057	26.030	1'51.820	196,0	12:40'25.074

5° 58 P. RAMOS [1'49.398]							
Lap	Seg.1	Seg.2	Seg.3	Seg.4	Lap Time	km/h	Local Time
1	37.667	20.639	32.887	28.832	1'55.711	192,9	12:17'27.146
2	36.635	19.139	30.546	26.658	1'52.978	193,2	12:21'15.835
3	36.155	19.004	30.591	26.425	1'52.175	192,2	12:23'08.010
4	36.086	18.861	30.657	26.481	1'52.085	192,9	12:25'00.095
5	36.330	19.014	30.728	26.372	1'52.444	192,5	12:26'52.539
6	36.014	18.982	30.292	26.118	1'51.406	190,8	12:28'43.945
7	36.959	18.897	30.373	26.027	1'52.256	193,5	12:30'36.201
8	36.030	18.896	30.146	25.925	1'50.997	192,2	12:32'27.198
9	35.739	18.651	30.107	25.743	1'50.240	193,2	12:34'17.438
10	35.758	18.599	29.953	25.741	1'50.051	193,5	12:36'07.489
11	35.301	18.572	30.043	25.820	1'49.736	193,9	12:37'57.225
12	35.335	18.611	29.995	25.457	1'49.398	191,2	12:39'46.623
13	35.489	18.571	30.028	26.553	1'50.641	192,9	12:41'37.264

6° 20 N. RIVERA [1'50.173]							
Lap	Seg.1	Seg.2	Seg.3	Seg.4	Lap Time	km/h	Local Time
1	36.909	20.087	32.152	27.084	1'54.053	195,3	12:18'57.582
2	36.471	19.154	30.498	26.221	1'52.344	192,2	12:20'51.635
3	35.866	18.929	30.499	26.022	1'51.316	194,6	12:24'35.295
4	35.954	19.047	30.419	26.140	1'51.560	192,5	12:26'26.855
5	36.454	19.074	30.341	25.874	1'51.743	191,2	12:28'18.598
6	35.947	19.019	31.004	26.072	1'52.042	192,5	12:30'10.640
7	35.848	18.889	30.233	25.985	1'50.955	192,9	12:32'01.595
8	35.738	18.943	30.363	25.848	1'50.892	192,5	12:33'52.487
9	35.732	18.757	30.133	26.126	1'50.748	193,2	12:35'43.235
10	35.581	18.851	29.946	25.795	1'50.173	191,2	12:37'33.408
11	35.707	18.736	30.287	26.253	1'50.983	193,2	12:39'24.391
12	36.262	18.982	30.541	26.530	1'52.315	193,9	12:41'16.706

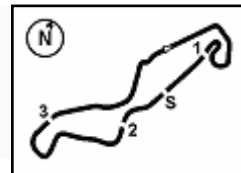
7° 94 L. BOUDESSEUL [1'50.225]							
Lap	Seg.1	Seg.2	Seg.3	Seg.4	Lap Time	km/h	Local Time
1	37.644	19.309	33.045	27.116	1'57.114	196,7	12:19'57.268
2	36.475	19.565	31.116	26.556	1'53.712	198,9	12:21'50.980
3	36.431	19.115	30.212	26.332	1'52.090	195,3	12:23'43.070
4	36.161	18.830	30.068	26.867	1'51.926	196,7	12:25'34.996
5	36.193	19.005	30.574	27.065	1'52.837	197,1	12:27'27.833
6	36.278	18.891	30.307	26.171	1'51.647	195,7	12:29'19.480
7	36.011	18.876	30.033	25.986	1'50.906	193,5	12:31'10.386
8	36.142	18.843	29.876	25.830	1'50.691	194,6	12:33'01.077
9	35.876	18.658	29.834	26.345	1'50.713	197,1	12:34'51.790
10	36.071	18.791	29.931	25.772	1'50.565	193,5	12:36'42.355
11	35.713	18.806	29.928	25.778	1'50.225	194,6	12:38'32.580
12	36.163	19.116	30.005	25.925	1'51.209	192,2	12:40'23.789

8° 12 M. SARAPUECH [1'50.232]							
Lap	Seg.1	Seg.2	Seg.3	Seg.4	Lap Time	km/h	Local Time
1	38.465	20.516	32.123	26.975	1'58.079	189,1	12:19'51.222
2	38.119	19.297	31.040	26.930	1'55.386	195,7	12:21'46.608
3	36.935	19.403	30.745	26.294	1'53.377	203,4	12:23'39.985
4	36.798	19.336	31.785	26.842	1'54.761	197,1	12:25'34.746
5	37.492	19.514	30.924	26.066	1'53.996	194,2	12:27'28.742
6	36.866	18.909	30.475	26.076	1'52.326	207,3	12:29'21.068
7	36.022	18.948	30.567	25.918	1'51.455	197,8	12:31'12.523
8	35.970	18.738	30.208	25.687	1'50.603	198,9	12:33'03.126
9	35.655	18.729	30.171	25.710	1'50.265	200,0	12:34'53.391
10	36.034	18.712	30.501	25.979	1'51.226	196,0	12:36'44.617

17/04/2026 P = Pits In/Out - C = Lap Time Cancelled

These data/results cannot be reproduced, stored and/or transmitted in whole or in part by any manner of electronic, mechanical, photocopying, recording, broadcasting or otherwise now known or herein after developed without the previous express consent by the copyright owner, except for reproduction in daily press and regular printed publications on sale to the public within 60 days of the event related to those data/results and always provided that copyright symbol appears together as follows below.

© DORNA WSBK ORGANIZATION Srl 2026



11	35.701	18.739	30.207	25.585	1'50.232	196,7	12:38'34.849	11	36.049	18.998	30.784	26.228	1'52.059	191,8	12:38'19.760
12	35.917	19.003	30.445	25.662	1'51.027	194,6	12:40'25.876	12	35.496	18.889	30.003	26.205	1'50.593	191,8	12:40'10.353

9° 96 R. PONZIANI (1'50.269)								13° 99 I. CARRENO (1'50.845)							
Lap	Seg1	Seg2	Seg3	Seg4	Lap Time	km/h	Local Time	Lap	Seg1	Seg2	Seg3	Seg4	Lap Time	km/h	Local Time
		20.057	31.706	28.300		197,8	12:17'53.607			21.416	33.027	28.492		190,8	12:17'39.252
1	41.346	20.179	31.228	26.855	1'59.608	188,8	12:19'53.215	1	37.732	19.976	31.830	28.488	1'58.026	195,7	12:19'37.278
2	37.007	19.019	30.767	26.407	1'53.200	199,3	12:21'46.415	2	38.023	19.870	31.152	27.313	1'56.358	195,3	12:21'33.636
3	36.923	19.158	30.816	26.575	1'53.472	198,9	12:23'39.887	3	37.283	19.239	31.166	26.887	1'54.575	192,2	12:23'28.211
4	37.199	19.277	30.803	40.426	2'07.705P	197,4	12:25'47.592	4	37.073	19.322	31.010	27.292	1'54.697	194,2	12:25'22.908
5	1'43.377	19.183	30.606	26.071	2'59.237P	195,3	12:28'46.829	5	40.608	22.034	33.937	28.066	2'04.645	178,2	12:27'27.553
6	36.444	18.894	30.282	25.866	1'51.486	195,7	12:30'38.315	6	36.904	19.064	30.932	26.501	1'53.401	193,5	12:29'20.954
7	36.118	18.817	30.165	25.660	1'50.760	199,3	12:32'29.075	7	36.485	18.871	30.410	26.245	1'52.011	197,1	12:31'12.965
8	36.083	18.700	29.939	25.547	1'50.269	197,1	12:34'19.344	8	35.988	18.713	30.152	25.992	1'50.845	197,1	12:33'03.810
9	36.208	18.875	30.068	26.040	1'51.191	196,7	12:36'10.535	9	36.225	19.059	32.281	27.716	1'55.281	193,9	12:34'59.091
10	37.049	18.992	30.589	25.842	1'52.472	194,9	12:38'03.007	10	39.615	19.234	30.880	26.493	1'56.222	192,9	12:36'55.313
11	35.980	18.608	30.219	25.843	1'50.650	194,6	12:39'53.657	11	36.299	20.085	33.883	26.945	1'57.212	193,2	12:38'52.525
12	36.177	18.858	30.211	25.872	1'51.118	194,2	12:41'44.775	12	36.101	19.287	30.120	26.109	1'51.617	191,8	12:40'44.142

10° 83 A. MADRIGAL (1'50.361)								14° 15 C. JONES (1'50.989)							
Lap	Seg1	Seg2	Seg3	Seg4	Lap Time	km/h	Local Time	Lap	Seg1	Seg2	Seg3	Seg4	Lap Time	km/h	Local Time
		21.109	33.286	28.704		191,2	12:17'44.275			19.404	31.690	26.985		194,9	12:17'44.677
1	37.344	19.310	30.940	27.148	1'54.742	197,1	12:19'39.017	1	36.817	18.972	30.573	26.733	1'53.095	197,8	12:19'37.772
2	37.182	19.841	31.672	39.935	2'08.630P	198,2	12:21'47.647	2	37.072	19.007	30.477	27.106	1'53.662	194,9	12:21'31.434
3	2'28.800	19.411	31.034	26.625	3'45.870P	193,5	12:25'33.517	3	36.400	19.176	30.439	26.156	1'52.171	193,2	12:23'23.605
4	36.644	19.336	30.905	26.283	1'53.168	191,2	12:27'26.685	4	36.448	19.112	30.748	42.131	2'08.439P	192,5	12:25'32.044
5	36.528	19.478	30.919	26.134	1'53.059	189,5	12:29'19.744	5	1'57.834	19.155	30.381	26.135	3'13.505P	191,2	12:28'45.549
6	36.424	18.710	30.565	26.665	1'52.364	196,4	12:31'12.108	6	36.205	18.857	30.119	26.550	1'51.731	194,2	12:30'37.280
7	35.737	18.668	30.369	25.740	1'50.514	198,5	12:33'02.622	7	36.156	18.962	30.077	25.933	1'51.128	193,2	12:32'28.408
8	35.600	18.672	30.238	25.851	1'50.361	195,7	12:34'52.983	8	36.100	18.858	30.258	26.077	1'51.293	194,2	12:34'19.701
9	37.065	20.183	41.757	28.505	2'07.510	188,2	12:37'00.493	9	36.284	18.830	30.035	25.840	1'50.989	198,5	12:36'10.690
10	41.052	18.724	30.718	25.988	1'56.482	192,5	12:38'56.975	10	43.603	19.623	31.830	27.107	2'02.163	193,5	12:38'12.853
11	35.878	18.721	30.569	26.593	1'51.761	191,5	12:40'48.736	11	36.024	18.972	30.367	25.997	1'51.360	192,2	12:40'04.213

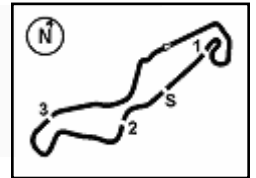
11° 11 V. CERPA (1'50.396)								15° 4 E. BONDI (1'51.335)							
Lap	Seg1	Seg2	Seg3	Seg4	Lap Time	km/h	Local Time	Lap	Seg1	Seg2	Seg3	Seg4	Lap Time	km/h	Local Time
		20.230	32.380	28.285		190,5	12:18'54.250			20.467	33.097	27.784		200,0	12:17'57.336
1	38.515	19.356	30.501	26.322	1'54.694	196,7	12:20'48.944	1	39.081	20.327	31.898	27.110	1'58.416	189,5	12:19'55.752
2	36.405	18.854	30.462	26.239	1'51.960	194,9	12:22'40.904	2	37.499	19.652	31.746	27.082	1'55.979	193,2	12:21'51.731
3	36.189	18.811	30.263	26.298	1'51.561	194,6	12:24'32.465	3	37.119	19.371	31.263	26.123	1'53.876	193,5	12:23'45.607
4	36.101	18.767	30.127	26.322	1'51.317	194,6	12:26'23.782	4	37.016	19.138	31.394	35.787	2'03.335P	193,5	12:25'48.942
5	35.904	18.734	30.392	26.201	1'51.231	194,6	12:28'15.013	5	2'18.322	19.192	30.534	26.261	3'34.309P	191,2	12:29'23.251
6	36.084	18.665	30.140	26.536	1'51.425	195,7	12:30'06.438	6	36.410	18.936	30.741	26.030	1'52.117	194,6	12:31'15.368
7	36.188	18.760	30.098	26.023	1'51.069	193,5	12:31'57.507	7	36.401	18.819	30.405	25.998	1'51.623	195,3	12:33'06.991
8	36.556	18.928	30.460	26.123	1'52.067	193,2	12:33'49.574	8	36.492	18.797	30.349	25.949	1'51.587	194,9	12:34'58.578
9	35.849	18.776	30.941	28.463	1'54.029	194,2	12:35'43.603	9	37.250	19.460	30.698	26.128	1'53.536	187,2	12:36'52.114
10	35.626	18.794	30.062	25.914	1'50.396	195,7	12:37'33.999	10	36.378	18.998	30.462	25.966	1'51.804	192,9	12:38'43.918
11	35.545	18.620	30.127	26.742	1'51.034	196,7	12:39'25.033	11	36.168	18.993	30.203	25.971	1'51.335	190,8	12:40'35.253
12	35.704	18.743	30.343	26.463	1'51.253	194,9	12:41'16.286								

12° 46 P. RUIZ (1'50.593)								16° 14 M. DOBBS (1'51.343)							
Lap	Seg1	Seg2	Seg3	Seg4	Lap Time	km/h	Local Time	Lap	Seg1	Seg2	Seg3	Seg4	Lap Time	km/h	Local Time
		21.271	33.215	28.895		186,9	12:17'42.311			19.739	31.633	27.106		197,1	12:17'45.378
1	37.369	19.671	31.209	26.909	1'55.158	193,2	12:19'37.469	1	36.613	19.239	30.886	26.662	1'53.400	200,4	12:19'38.778
2	37.691	19.274	30.869	27.226	1'55.060	196,0	12:21'32.529	2	36.539	19.102	30.758	26.744	1'53.143	200,7	12:21'31.921
3	36.778	19.032	30.351	26.162	1'52.323	192,2	12:23'24.852	3	36.438	19.181	30.671	25.959	1'52.249	195,3	12:23'24.170
4	36.113	19.170	30.810	26.510	1'52.603	194,2	12:25'17.455	4	36.892	18.891	30.782	26.915	1'53.480	197,4	12:25'17.650
5	35.990	19.239	30.497	26.249	1'51.975	189,1	12:27'09.430	5	36.458	19.151	30.995	26.280	1'52.884	193,5	12:27'10.534
6	35.856	19.200	30.300	26.243	1'51.599	189,8	12:29'01.029	6	36.247	19.023	30.671	26.209	1'52.150	194,2	12:29'02.684
7	35.847	19.024	30.508	26.341	1'51.720	190,8	12:30'52.749	7	36.485	18.771	30.468	25.925	1'51.649	193,9	12:30'54.333
8	36.106	18.938	30.014	26.083	1'51.141	192,2	12:32'43.890	8	36.080	18.813	30.494	26.251	1'51.638	193,9	12:32'45.971
9	35.886	18.804	29.980	25.976	1'50.646	191,8	12:34'34.536	9	36.321	18.862	30.726	25.900	1'51.809	193,5	12:34'37.780
10	36.637	19.169	30.915	26.444	1'53.165	191,2	12:36'27.701	10	36.290	18.844	30.380	25.922	1'51.436	193,9	12:36'29.216
								11	36.136	18.718	30.785	26.030	1'51.669	194,9	12:38'20.885

17/04/2026 P = Pits In/Out - C = Lap Time Cancelled

These data/results cannot be reproduced, stored and/or transmitted in whole or in part by any manner of electronic, mechanical, photocopying, recording, broadcasting or otherwise now known or herein after developed without the previous express consent by the copyright owner, except for reproduction in daily press and regular printed publications on sale to the public within 60 days of the event related to those data/results and always provided that copyright symbol appears together as follows below.

© DORNA WSBK ORGANIZATION Srl 2026



Pirelli Dutch Round, 17-19 April 2026
Chronological Analysis Free Practice

12 **36.047** 18.750 30.499 26.047 **1'51.343** 193,9 12:40'12.228

11 36.527 19.079 **30.380** 26.131 1'52.117 200,7 12:38'45.261
12 **36.432** 19.022 30.461 **26.119** **1'52.034** 197,8 12:40'37.295

17° 88 D. DAL ZOTTO [1'51.598]							
Lap	Seg1	Seg2	Seg3	Seg4	Lap Time	km/h	Local Time
1	37.976	20.718	32.178	28.180	1'57.580	192,9	12:17'49.728
2	37.463	19.799	31.770	27.801	1'56.009	192,9	12:21'43.317
3	37.074	19.469	30.896	27.473	1'54.459	192,5	12:23'37.776
4	37.446	19.855	31.377	27.435	1'56.113	192,9	12:25'33.889
5	36.754	19.354	30.559	27.543	1'54.210	194,6	12:27'28.099
6	37.032	19.071	30.421	26.689	1'53.213	199,6	12:29'21.312
7	36.475	19.007	30.159	26.571	1'52.212	198,2	12:31'13.524
8	36.693	19.138	30.487	26.615	1'52.933	195,3	12:33'06.457
9	36.417	19.032	30.517	26.831	1'52.797	193,5	12:34'59.254
10	36.612	19.901	30.580	26.592	1'53.685	182,4	12:36'52.939
11	36.298	18.911	30.161	26.228	1'51.598	194,9	12:38'44.537
12	36.270	18.968	30.353	26.676	1'52.267	194,6	12:40'36.804

21° 41 A. BARALE [1'52.380]							
Lap	Seg1	Seg2	Seg3	Seg4	Lap Time	km/h	Local Time
1	39.293	20.736	34.227	29.625	2'02.849	189,8	12:17'30.487
2	38.980	19.629	32.116	27.347	1'58.385	192,2	12:19'28.872
3	37.697	22.130	33.862	27.877	2'02.849	180,0	12:21'31.721
4	36.953	19.318	30.616	26.571	1'54.202	198,5	12:23'25.923
5	36.874	19.176	31.215	26.774	1'54.118	194,2	12:25'20.041
6	1'50.424	19.318	31.206	41.571	2'08.969P	191,5	12:27'29.010
7	36.823	19.630	31.517	26.597	3'08.168P	191,5	12:30'37.178
8	36.581	18.929	30.430	26.440	1'52.380	194,2	12:34'22.504
9	36.843	19.051	30.882	26.899	1'53.675	194,6	12:36'16.179
10	38.962	19.581	32.269	38.352	2'09.164P	193,9	12:38'25.343
11	58.096	19.248	30.728	26.910	2'14.982P	192,9	12:40'40.325

18° 66 K. DANAK [1'51.704]							
Lap	Seg1	Seg2	Seg3	Seg4	Lap Time	km/h	Local Time
1	38.046	21.098	33.096	28.868	1'57.998	192,9	12:17'37.745
2	37.192	20.012	32.287	27.653	1'56.565	192,9	12:19'35.743
3	37.633	19.569	31.897	27.907	1'56.565	192,9	12:21'32.308
4	37.179	19.455	31.370	26.967	1'55.425	196,7	12:23'27.733
5	36.481	19.325	31.218	26.910	1'54.632	194,9	12:25'22.365
6	36.481	19.292	31.265	26.922	1'53.960	193,5	12:27'16.325
7	36.639	19.364	31.333	26.677	1'54.013	191,8	12:29'10.338
8	36.375	19.383	31.395	26.731	1'53.884	191,5	12:31'04.222
9	36.652	19.356	31.615	26.628	1'54.251	192,2	12:32'58.473
10	36.824	19.233	30.821	26.759	1'53.637	195,3	12:34'52.110
11	36.564	18.859	31.047	26.386	1'52.856	195,7	12:36'44.966
12	36.203	18.944	30.797	26.251	1'52.195	193,9	12:38'37.161
13	36.067	18.994	30.547	26.096	1'51.704	194,6	12:40'28.865

22° 19 A. OUREDNIKOVA [1'52.655]							
Lap	Seg1	Seg2	Seg3	Seg4	Lap Time	km/h	Local Time
1	38.680	20.681	32.041	29.412	2'01,9	197,1	12:18'00.555
2	37.100	20.239	32.048	27.722	1'58.689	201,9	12:19'59.244
3	36.752	19.663	31.222	26.936	1'54.921	200,4	12:21'54.165
4	37.173	20.052	30.821	27.136	1'54.761	193,5	12:23'48.926
5	36.994	19.706	30.634	27.043	1'54.556	200,4	12:25'43.482
6	36.658	19.334	30.721	26.874	1'53.923	200,0	12:27'37.405
7	36.620	19.480	30.882	26.798	1'53.818	193,9	12:29'31.223
8	36.649	19.323	30.613	26.619	1'53.175	192,5	12:31'24.398
9	36.464	19.387	30.518	26.598	1'53.152	192,9	12:33'17.550
10	36.400	19.209	30.684	26.451	1'52.808	194,2	12:35'10.358
11	43.823	19.243	30.642	26.370	1'52.655	193,2	12:37'03.013
12		19.456	30.848	38.402	2'12.529P	193,5	12:39'15.542

19° 37 L. VIEILLARD [1'52.004]							
Lap	Seg1	Seg2	Seg3	Seg4	Lap Time	km/h	Local Time
1	37.926	21.228	33.060	28.663	1'58.095	187,2	12:17'38.489
2	38.572	20.317	31.655	28.197	1'57.690	193,5	12:19'36.584
3	36.827	20.614	31.315	27.189	1'54.112	189,1	12:21'34.274
4	37.229	19.695	30.630	26.960	1'54.112	201,5	12:23'28.386
5	36.755	19.533	30.693	27.015	1'54.470	198,2	12:25'22.856
6	36.599	19.503	30.846	26.831	1'53.935	192,9	12:27'16.791
7	36.565	19.264	31.128	26.916	1'53.907	194,6	12:29'10.698
8	36.701	19.205	31.177	26.876	1'53.823	193,5	12:31'04.521
9	36.918	19.191	30.861	26.532	1'53.285	194,2	12:32'57.806
10	39.311	19.211	30.723	26.499	1'53.351	192,9	12:34'51.157
11	36.388	20.015	30.612	26.509	1'56.447	186,2	12:36'47.604
12	37.041	19.593	30.321	26.425	1'53.380	193,2	12:38'39.608
13						186,2	12:40'32.988

23° 44 P. SOWA [1'53.167]							
Lap	Seg1	Seg2	Seg3	Seg4	Lap Time	km/h	Local Time
1	38.200	20.622	32.567	29.619	2'02.622	194,9	12:18'00.408
2	37.379	19.948	31.501	27.904	1'57.553	198,2	12:19'57.961
3	37.745	19.700	31.125	27.147	1'55.351	197,1	12:21'53.312
4	37.074	19.669	30.957	27.083	1'55.454	198,9	12:23'48.766
5	37.003	19.605	30.897	26.962	1'54.538	196,0	12:25'43.304
6	2'30.581	19.791	31.908	36.912	2'05.614P	192,9	12:27'48.918
7	37.247	20.577	31.221	27.210	3'49.589P	191,5	12:31'38.507
8	36.895	19.574	31.106	26.367	1'54.294	194,2	12:33'32.801
9	36.631	19.351	30.933	26.515	1'53.694	195,3	12:35'26.495
10	36.674	19.220	30.713	26.603	1'53.167	194,6	12:37'19.662
11	36.728	19.209	30.763	26.702	1'53.348	195,7	12:39'13.010
12		19.545	30.864	26.762	1'53.899	193,9	12:41'06.909

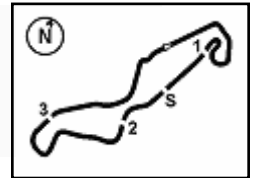
20° 16 L. MICHEL [1'52.034]							
Lap	Seg1	Seg2	Seg3	Seg4	Lap Time	km/h	Local Time
1	37.960	20.848	33.457	28.796	1'57.110	199,6	12:17'53.878
2	37.188	20.117	31.803	27.230	1'55.228	191,2	12:19'50.988
3	36.866	19.544	31.491	27.005	1'55.228	197,1	12:21'46.216
4	37.013	19.704	30.762	26.870	1'54.202	196,4	12:23'40.418
5	36.925	19.411	31.203	27.250	1'54.877	203,4	12:25'35.295
6	37.160	19.141	30.498	26.473	1'53.037	197,1	12:27'28.332
7	36.507	19.320	30.644	26.412	1'53.536	201,9	12:29'21.868
8	36.466	19.112	30.541	26.323	1'52.483	200,4	12:31'14.351
9	37.007	19.158	30.380	26.471	1'52.475	200,0	12:33'06.826
10	37.197	19.007	30.514	26.383	1'52.845	199,6	12:34'59.671
11		19.163	30.751	26.362	1'53.473	200,4	12:36'53.144

24° 22 M. GUARINO [1'53.241]							
Lap	Seg1	Seg2	Seg3	Seg4	Lap Time	km/h	Local Time
1	38.807	21.225	33.585	29.481	2'02.622	196,0	12:18'00.161
2	37.038	20.164	32.172	27.596	1'58.739	197,8	12:19'58.900
3	36.822	19.704	31.500	27.583	1'55.825	190,5	12:21'54.725
4	37.360	19.815	31.068	26.783	1'54.488	196,7	12:23'49.213
5	37.099	19.549	30.767	26.892	1'54.568	197,1	12:25'43.781
6	37.208	19.337	31.961	28.003	1'56.400	191,8	12:27'40.181
7	43.810	20.540	31.597	27.876	1'55.825	194,2	12:29'36.006
8	36.834	19.270	30.840	26.297	1'53.241	194,2	12:33'33.280
9	36.734	19.210	30.956	26.650	1'53.550	197,1	12:35'26.830
10	41.794	19.219	31.261	30.796	2'03.070C	194,9	12:37'29.900
11	36.835	19.497	31.308	26.567	1'54.207C	190,8	12:39'24.107
12	36.421	19.315	30.690	26.916	1'53.342	190,5	12:41'17.449

17/04/2026 P = Pits In/Out - C = Lap Time Cancelled

These data/results cannot be reproduced, stored and/or transmitted in whole or in part by any manner of electronic, mechanical, photocopying, recording, broadcasting or otherwise now known or herein after developed without the previous express consent by the copyright owner, except for reproduction in daily press and regular printed publications on sale to the public within 60 days of the event related to those data/results and always provided that copyright symbol appears together as follows below.

© DORNA WSBK ORGANIZATION Srl 2026



**Pirelli Dutch Round, 17-19 April 2026
Chronological Analysis Free Practice**

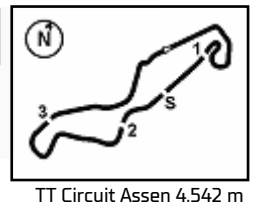
25° 61 B. SCHEFFER [1'55.227]							
Lap	Seg.1	Seg.2	Seg.3	Seg.4	Lap Time	km/h	Local Time
		20.809	33.707	28.738		187,5	12:18'03.467
1	38.248	20.026	32.252	27.733	1'58.259	194,9	12:20'01.726
2	38.197	20.127	32.324	27.232	1'57.880	191,5	12:21'59.606
3	37.491	19.669	31.833	27.091	1'56.084	194,6	12:23'55.690
4	37.548	19.778	32.082	41.018	2'10.426P	193,2	12:26'06.116
5	2'10.348	19.748	31.750	27.516	3'29.362P	192,5	12:29'35.478
6	37.360	19.617	31.603	27.097	1'55.677	191,5	12:31'31.155
7	46.633	19.400	31.360	26.871	2'04.264	196,7	12:33'35.419
8	37.366	19.484	31.512	26.865	1'55.227	194,6	12:35'30.646
9	37.083	19.643	31.482	27.089	1'55.297	193,5	12:37'25.943
10	40.060	20.856	31.165	26.830	1'58.911	178,2	12:39'24.854
11	37.263	19.536	31.653	27.104	1'55.556	193,9	12:41'20.410

26° 26 K. HAND [1'56.940]							
Lap	Seg.1	Seg.2	Seg.3	Seg.4	Lap Time	km/h	Local Time
		21.803	34.118	38.014		180,3	12:18'18.037
1	2'21.776	20.760	33.054	29.326	3'44.916P	193,9	12:22'02.953
2	39.158	20.291	33.017	29.246	2'01.712	192,9	12:24'04.665
3	38.805	20.104	32.683	28.666	2'00.258	192,9	12:26'04.923
4	38.714	20.171	32.541	28.695	2'00.121	190,5	12:28'05.044
5	41.180	19.947	32.121	28.094	2'01.342	192,2	12:30'06.386
6	38.117	19.746	31.977	27.839	1'57.679	193,5	12:32'04.065
7	38.186	19.746	32.037	27.790	1'57.759	192,9	12:34'01.824
8	38.161	19.692	32.281	28.166	1'58.300	193,2	12:36'00.124
9	38.138	19.820	32.248	27.986	1'58.192	192,5	12:37'58.316
10	38.362	19.750	31.975	27.468	1'57.555	192,2	12:39'55.871
11	37.908	19.570	31.819	27.643	1'56.940	192,2	12:41'52.811

17/04/2026 P = Pits In/Out - C = Lap Time Cancelled

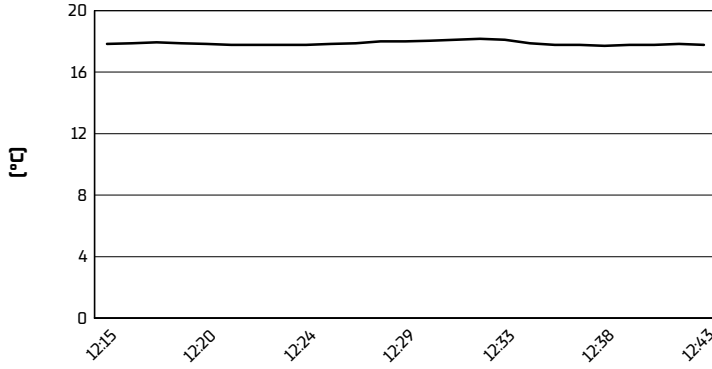
These data/results cannot be reproduced, stored and/or transmitted in whole or in part by any manner of electronic, mechanical, photocopying, recording, broadcasting or otherwise now known or herein after developed without the previous express consent by the copyright owner, except for reproduction in daily press and regular printed publications on sale to the public within 60 days of the event related to those data/results and always provided that copyright symbol appears together as follows below.

© DORNA WSBK ORGANIZATION Srl 2026

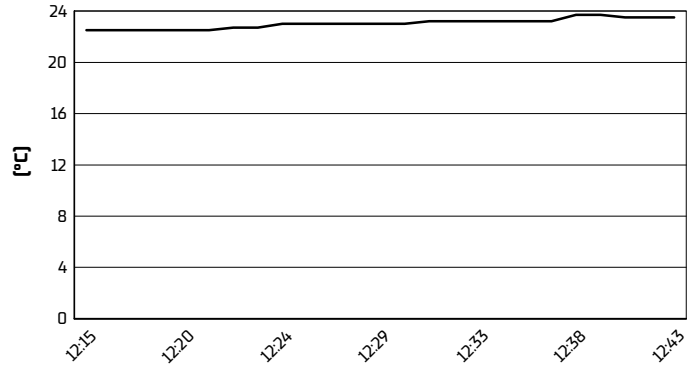


Pirelli Dutch Round, 17-19 April 2026
Weather Report Free Practice
Session started 12:15 - Session ended 12:43


Air Temperature



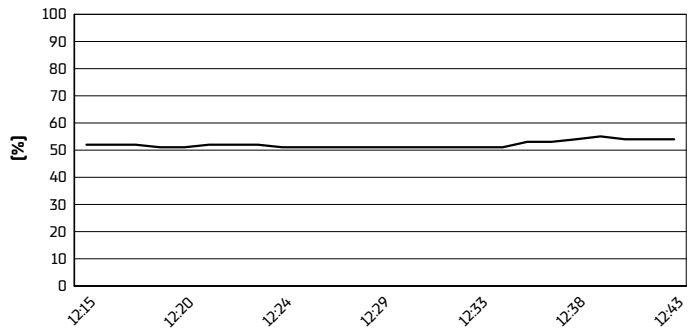
Track Temperature



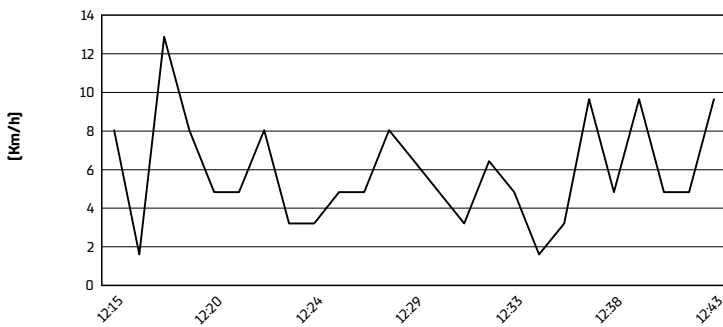
Air Pressure



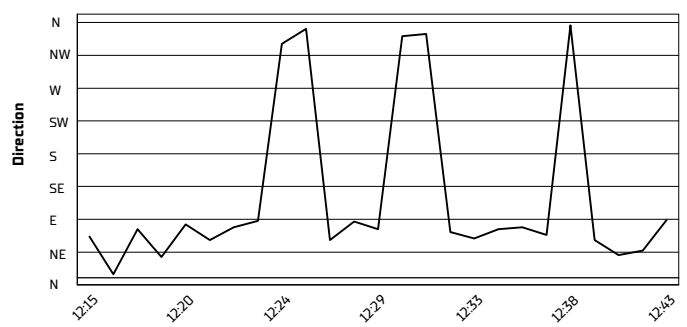
Humidity



Wind Speed



Wind Direction



17/04/2026

These data/results cannot be reproduced, stored and/or transmitted in whole or in part by any manner of electronic, mechanical, photocopying, recording, broadcasting or otherwise now known or herein after developed without the previous express consent by the copyright owner, except for reproduction in daily press and regular printed publications on sale to the public within 60 days of the event related to those data/results and always provided that copyright symbol appears together as follows below.

© DORNA WSBK ORGANIZATION Srl 2026