

Portimao 4.492 m

**Pirelli Portuguese Round, 27-29 March 2026
Chronological Analysis Race 2**

Start at 13:00'58.912

1 / 4

1° 71 L. VENEMAN [1'48.571]							
Lap	Seg1	Seg2	Seg3	Seg4	Lap Time	km/h	Local Time
1		34.915	27.172	24.262	1'50.746	150,3	13:02'49.658
2	23.595	34.406	26.366	24.480	1'48.847	234,0	13:04'38.505
3	24.242	34.601	26.221	24.494	1'49.558	227,2	13:06'28.063
4	23.604	34.595	26.295	24.335	1'48.829	234,5	13:08'16.892
5	23.450	34.440	26.330	24.351	1'48.571	232,5	13:10'05.463
6	23.306	34.725	26.393	24.491	1'48.915	236,1	13:11'54.378
7	23.607	34.481	26.499	24.531	1'49.118	227,2	13:13'43.496
8	23.710	34.751	26.395	24.644	1'49.500	225,3	13:15'32.996
9	23.655	34.725	26.653	24.655	1'49.688	225,3	13:17'22.684
10	24.090	34.589	26.509	24.693	1'49.881	229,6	13:19'12.565
11	23.667	34.666	26.641	24.546	1'49.520	227,6	13:21'02.085
Race Time 20'03.173							

2° 38 D. SALVADOR [1'48.533]							
Lap	Seg1	Seg2	Seg3	Seg4	Lap Time	km/h	Local Time
1		34.811	26.535	24.314	1'50.704	152,2	13:02'49.616
2	24.034	34.812	26.345	24.296	1'49.487	227,6	13:04'39.103
3	23.896	34.603	26.220	24.528	1'49.247	237,1	13:06'28.350
4	23.605	34.605	26.238	24.477	1'48.925	238,2	13:08'17.275
5	23.547	34.362	26.215	24.409	1'48.533	236,6	13:10'05.808
6	23.731	34.432	26.427	24.408	1'48.998	231,0	13:11'54.806
7	23.679	34.509	26.399	24.394	1'48.981	235,1	13:13'43.787
8	23.644	34.749	26.469	24.718	1'49.580	230,1	13:15'33.367
9	24.020	34.560	26.460	24.421	1'49.461	230,6	13:17'22.828
10	23.732	34.620	26.543	25.155	1'50.050	233,0	13:19'12.878
11	23.565	34.621	26.404	24.677	1'49.267	232,5	13:21'02.145
Race Time 20'03.233							

3° 47 A. TORRES [1'48.514]							
Lap	Seg1	Seg2	Seg3	Seg4	Lap Time	km/h	Local Time
1		34.577	26.571	24.560	1'50.240	150,7	13:02'49.152
2	23.697	34.653	26.409	24.601	1'49.360	237,1	13:04'38.512
3	24.625	34.638	26.243	24.433	1'49.939	226,2	13:06'28.451
4	24.062	34.612	26.386	24.306	1'49.366	241,9	13:08'17.817
5	23.468	34.507	26.322	24.351	1'48.648	243,5	13:10'06.465
6	23.323	34.429	26.352	24.410	1'48.514	244,1	13:11'54.979
7	23.663	34.526	26.378	24.375	1'48.942	241,3	13:13'43.921
8	23.911	34.712	26.398	24.608	1'49.629	236,6	13:15'33.550
9	24.003	34.628	26.445	24.507	1'49.583	235,6	13:17'23.133
10	24.048	34.919	26.407	24.534	1'49.908	235,1	13:19'13.041
11	23.584	34.656	26.385	24.513	1'49.138	234,0	13:21'02.179
Race Time 20'03.267							

4° 34 X. ARTIGAS [1'48.563]							
Lap	Seg1	Seg2	Seg3	Seg4	Lap Time	km/h	Local Time
1		34.719	26.835	24.457	1'50.706	158,7	13:02'49.618
2	24.062	34.273	26.442	24.340	1'49.117	236,1	13:04'38.735
3	24.050	34.692	26.391	24.453	1'49.586	234,0	13:06'28.321
4	23.854	34.474	26.261	24.420	1'49.009	239,2	13:08'17.330
5	23.700	34.302	26.252	24.309	1'48.563	237,1	13:10'05.893
6	23.481	34.375	26.312	24.520	1'48.688	232,0	13:11'54.581
7	23.771	34.362	26.421	24.569	1'49.123	231,5	13:13'43.704
8	23.966	34.712	26.406	24.724	1'49.808	230,1	13:15'33.512
9	23.787	34.525	26.397	24.559	1'49.268	233,0	13:17'22.780
10	23.601	34.613	26.568	25.319	1'50.101	232,5	13:19'12.881
11	24.167	34.501	26.258	24.418	1'49.344	228,1	13:21'02.225
Race Time 20'03.313							

5° 23 E. BARTOLINI [1'48.920]							
Lap	Seg1	Seg2	Seg3	Seg4	Lap Time	km/h	Local Time
1		34.744	26.535	24.163	1'50.856	160,3	13:02'49.768
2	23.666	34.406	26.477	24.371	1'48.920	233,0	13:04'38.688
3	23.923	34.583	26.216	24.609	1'49.331	234,0	13:06'28.019
4	23.817	34.919	26.423	24.352	1'49.511	234,0	13:08'17.530
5	23.900	34.546	26.315	24.335	1'49.096	240,8	13:10'06.626

6	23.632	34.559	26.369	24.597	1'49.157	240,3	13:11'55.783
7	23.829	34.449	26.305	24.501	1'49.084	231,5	13:13'44.867
8	23.685	34.767	26.351	24.537	1'49.340	231,0	13:15'34.207
9	23.716	34.673	26.461	24.294	1'49.144	234,5	13:17'23.351
10	23.947	35.005	26.387	24.439	1'49.778	240,8	13:19'13.129
11	23.737	34.822	26.327	24.252	1'49.138	234,0	13:21'02.267
Race Time 20'03.355							

6° 6 J. BUIS [1'48.709]							
Lap	Seg1	Seg2	Seg3	Seg4	Lap Time	km/h	Local Time
1		34.481	27.869	24.136	1'51.614	153,7	13:02'50.526
2	23.376	34.973	26.671	24.387	1'49.407	243,5	13:04'39.933
3	23.672	34.628	26.261	24.257	1'48.818	233,0	13:06'28.751
4	23.823	34.797	26.327	24.312	1'49.259	245,2	13:08'18.010
5	23.684	34.617	26.321	24.348	1'48.970	243,0	13:10'06.980
6	23.526	34.758	26.495	24.331	1'49.110	237,1	13:11'56.090
7	23.702	34.469	26.225	24.410	1'48.806	240,3	13:13'44.896
8	23.850	34.367	26.284	24.208	1'48.709	227,2	13:15'33.605
9	24.130	34.634	26.474	24.331	1'49.569	230,6	13:17'23.174
10	23.729	34.789	26.303	24.856	1'49.677	239,2	13:19'12.851
11	24.419	34.685	26.257	24.131	1'49.492	231,5	13:21'02.343
Race Time 20'03.431							

7° 36 D. PONCET [1'48.571]							
Lap	Seg1	Seg2	Seg3	Seg4	Lap Time	km/h	Local Time
1		34.799	26.796	24.391	1'51.523	154,6	13:02'50.435
2	24.178	34.829	26.806	24.176	1'49.989	237,6	13:04'40.424
3	23.787	34.475	26.202	24.107	1'48.571	241,3	13:06'28.995
4	23.785	34.766	26.402	24.123	1'49.076	244,1	13:08'18.071
5	23.857	34.514	26.478	24.370	1'49.219	240,3	13:10'07.290
6	23.591	34.517	26.839	24.447	1'49.394	240,8	13:11'56.684
7	23.358	34.440	26.454	24.413	1'48.665	243,5	13:13'45.349
8	23.610	34.569	26.506	24.442	1'49.127	237,1	13:15'34.476
9	23.649	34.645	26.535	24.410	1'49.239	240,3	13:17'23.715
10	23.800	34.942	26.524	24.336	1'49.602	237,1	13:19'13.317
11	24.155	34.597	26.486	24.305	1'49.543	241,3	13:21'02.860
Race Time 20'03.948							

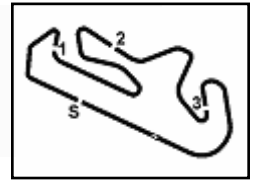
8° 91 M. VANNUCCI [1'48.400]							
Lap	Seg1	Seg2	Seg3	Seg4	Lap Time	km/h	Local Time
1		34.797	26.521	24.419	1'51.397	161,5	13:02'50.309
2	23.715	34.215	26.368	24.102	1'48.400	241,9	13:04'38.709
3	23.529	34.331	26.237	24.628	1'48.725	237,6	13:06'27.434
4	23.773	34.262	26.248	24.553	1'48.836	230,1	13:08'16.270
5	23.781	34.294	26.324	24.649	1'49.048	228,6	13:10'05.318
6	23.863	38.125	26.383	24.441	1'52.812	228,6	13:11'58.130
7	23.564	34.300	26.493	24.501	1'48.858	237,1	13:13'46.988
8	23.681	34.294	26.407	24.456	1'48.838	232,5	13:15'35.826
9	23.579	34.346	26.518	24.639	1'49.082	237,1	13:17'24.908
10	23.623	34.513	26.437	24.457	1'49.030	234,5	13:19'13.938
11	23.830	34.564	26.650	24.528	1'49.572	241,9	13:21'03.510
Race Time 20'04.598							

9° 65 F. FLEERACKERS [1'48.708]							
Lap	Seg1	Seg2	Seg3	Seg4	Lap Time	km/h	Local Time
1		34.702	26.511	24.553	1'49.930	152,4	13:02'48.842
2	23.827	34.550	26.499	24.545	1'49.421	228,1	13:04'38.263
3	24.207	34.523	26.204	24.471	1'49.405	223,9	13:06'27.668
4	23.793	34.615	26.354	24.485	1'49.247	234,5	13:08'16.915
5	23.804	34.956	26.252	24.346	1'49.358	232,5	13:10'06.273
6	23.815	34.933	26.444	24.390	1'49.582	238,2	13:11'55.855
7	23.534	34.429	26.294	24.451	1'48.708	236,1	13:13'44.563
8	23.748	34.555	26.403	24.258	1'48.964	229,6	13:15'33.527
9	23.523	34.576	26.322	24.672	1'49.093	233,0	13:17'22.620
10	24.459	35.555	26.507	24.321	1'50.842	226,2	13:19'13.462
11	24.263	34.768	26.485	24.534	1'50.050	241,3	13:21'03.512
Race Time 20'04.600							

29/03/2026 P = Pits In/Out - C = Lap Time Cancelled

These data/results cannot be reproduced, stored and/or transmitted in whole or in part by any manner of electronic, mechanical, photocopying, recording, broadcasting or otherwise now known or herein after developed without the previous express consent by the copyright owner, except for reproduction in daily press and regular printed publications on sale to the public within 60 days of the event related to those data/results and always provided that copyright symbol appears together as follows below.

© DORNA WSBK ORGANIZATION Srl 2026



Portimao 4.492 m

**Pirelli Portuguese Round, 27-29 March 2026
Chronological Analysis Race 2**

Start at 13:00'58.912

2 / 4

10° 18 B. IERACI [1'48.758]							
Lap	Seg1	Seg2	Seg3	Seg4	Lap Time	km/h	Local Time
1		34.848	26.616	24.265	1'51.579	157,3	13:02'50.491
2	23.660	34.573	26.358	24.167	1'48.758	237,1	13:04'39.249
3	24.020	34.772	26.282	24.273	1'49.347	238,7	13:06'28.596
4	23.880	34.485	26.430	24.362	1'49.157	243,0	13:08'17.753
5	23.804	34.603	26.369	24.345	1'49.121	240,3	13:10'06.874
6	24.143	34.530	26.571	24.441	1'49.685	236,1	13:11'56.559
7	23.842	34.332	26.398	24.477	1'49.049	238,2	13:13'45.608
8	24.500	35.118	26.415	24.467	1'50.500	235,1	13:15'36.108
9	23.457	34.421	26.467	24.542	1'48.887	239,7	13:17'24.995
10	23.645	34.606	26.485	24.410	1'49.146	236,6	13:19'14.141
11	23.771	34.749	26.529	24.432	1'49.481	239,2	13:21'03.622
Race Time 20'04.710							

6	23.696	34.858	26.494	24.753	1'49.801	232,5	13:12'00.076
7	23.831	34.497	26.569	24.535	1'49.432	233,0	13:13'49.508
8	24.426	34.760	26.513	24.650	1'50.349	225,3	13:15'39.857
9	24.190	34.722	26.697	24.637	1'50.246	237,1	13:17'30.103
10	24.325	34.548	26.621	24.670	1'50.164	230,6	13:19'20.267
11	23.728	34.713	26.542	24.586	1'49.569	241,3	13:21'09.836
Race Time 20'10.924							

11° 16 A. FUERTES [1'48.716]							
Lap	Seg1	Seg2	Seg3	Seg4	Lap Time	km/h	Local Time
1		34.717	26.751	24.698	1'51.420	155,0	13:02'50.332
2	24.083	34.647	26.851	24.481	1'50.062	236,1	13:04'40.394
3	23.874	34.667	26.391	24.349	1'49.281	238,2	13:06'29.675
4	23.581	34.457	26.364	24.314	1'48.716	240,8	13:08'18.391
5	23.606	34.639	26.423	24.496	1'49.164	233,5	13:10'07.555
6	23.707	34.578	26.562	24.351	1'49.198	234,0	13:11'56.753
7	23.794	34.482	26.556	24.476	1'49.308	241,3	13:13'46.061
8	23.662	34.447	26.804	24.771	1'49.684	229,6	13:15'35.745
9	23.970	34.500	26.399	24.585	1'49.454	229,6	13:17'25.199
10	23.552	34.667	26.668	24.732	1'49.619	236,1	13:19'14.818
11	23.792	34.714	26.764	24.878	1'50.148	231,5	13:21'04.966
Race Time 20'06.054							

15° 50 C. THOMPSON [1'49.346]							
Lap	Seg1	Seg2	Seg3	Seg4	Lap Time	km/h	Local Time
1		35.138	26.669	24.063	1'51.758	160,3	13:02'50.670
2	23.669	35.044	26.443	24.340	1'49.496	244,6	13:04'40.166
3	23.805	34.865	26.407	24.269	1'49.346	238,7	13:06'29.512
4	23.966	34.685	26.477	24.452	1'49.580	232,0	13:08'19.092
5	23.934	34.820	26.608	24.700	1'50.062	232,0	13:10'09.154
6	23.996	34.925	26.605	24.644	1'50.170	230,6	13:11'59.324
7	23.913	34.692	26.634	24.676	1'49.915	230,6	13:13'49.239
8	24.155	35.489	26.547	24.445	1'50.636	226,2	13:15'39.875
9	23.781	35.021	26.788	24.640	1'50.230	240,8	13:17'30.105
10	23.814	34.790	26.654	24.615	1'49.873	237,6	13:19'19.978
11	23.814	35.064	26.589	24.446	1'49.913	239,7	13:21'09.891
Race Time 20'10.979							

12° 55 H. DESSOY [1'48.938]							
Lap	Seg1	Seg2	Seg3	Seg4	Lap Time	km/h	Local Time
1		36.138	27.237	24.418	1'54.731	167,7	13:02'53.643
2	24.236	34.791	26.632	24.195	1'49.854	241,3	13:04'43.497
3	23.719	34.610	26.303	24.430	1'49.062	231,5	13:06'32.559
4	23.596	34.760	26.372	24.452	1'49.180	234,0	13:08'21.739
5	23.677	34.737	26.493	24.946	1'49.853	235,6	13:10'11.592
6	23.625	34.593	26.508	24.212	1'48.938	240,3	13:12'00.530
7	23.556	34.600	26.447	24.515	1'49.118	243,0	13:13'49.648
8	23.934	34.612	26.473	24.691	1'49.710	235,6	13:15'39.358
9	24.203	34.603	26.557	24.814	1'50.177	227,6	13:17'29.535
10	23.817	34.911	26.524	24.763	1'50.015	227,2	13:19'19.550
11	24.128	34.579	26.492	24.632	1'49.831	228,1	13:21'09.381
Race Time 20'10.469							

16° 43 M. GAGGI [1'49.344]							
Lap	Seg1	Seg2	Seg3	Seg4	Lap Time	km/h	Local Time
1		35.705	26.583	24.204	1'53.003	158,7	13:02'51.915
2	23.523	35.622	26.546	24.231	1'49.922	244,1	13:04'41.837
3	23.842	35.114	26.386	24.203	1'49.545	245,2	13:06'31.382
4	23.813	34.764	26.405	24.362	1'49.344	239,2	13:08'20.726
5	23.690	34.728	26.716	24.459	1'49.593	232,0	13:10'10.319
6	23.832	35.046	26.488	24.562	1'49.928	236,1	13:12'00.247
7	23.432	35.065	26.639	24.326	1'49.462	241,3	13:13'49.709
8	24.023	35.282	26.576	24.390	1'50.271	230,6	13:15'39.980
9	23.904	35.080	26.798	24.456	1'50.238	238,2	13:17'30.218
10	23.922	34.744	26.844	24.602	1'50.112	237,1	13:19'20.330
11	23.776	34.969	26.591	24.348	1'49.684	238,7	13:21'10.014
Race Time 20'11.102							

13° 7 B. FERNANDEZ [1'49.291]							
Lap	Seg1	Seg2	Seg3	Seg4	Lap Time	km/h	Local Time
1		35.628	26.598	24.265	1'53.209	165,7	13:02'52.121
2	23.464	35.205	26.566	24.396	1'49.631	242,4	13:04'41.752
3	23.821	34.605	26.528	24.337	1'49.291	240,8	13:06'31.043
4	23.518	34.866	26.510	24.728	1'49.622	243,5	13:08'20.665
5	23.460	34.758	26.620	24.689	1'49.527	238,2	13:10'10.192
6	23.571	35.195	26.545	24.626	1'49.937	236,1	13:12'00.129
7	23.332	34.678	26.638	24.735	1'49.383	241,9	13:13'49.512
8	23.764	35.181	26.474	24.777	1'50.196	237,6	13:15'39.708
9	23.635	35.133	26.619	24.813	1'50.200	239,7	13:17'29.908
10	23.664	34.954	26.552	24.798	1'49.968	238,2	13:19'19.876
11	23.629	35.101	26.459	24.728	1'49.917	240,3	13:21'09.793
Race Time 20'10.881							

17° 40 J. CORREA [1'48.940]							
Lap	Seg1	Seg2	Seg3	Seg4	Lap Time	km/h	Local Time
1		36.087	27.336	24.491	1'54.980	173,4	13:02'53.892
2	24.070	34.894	26.643	24.313	1'49.920	242,4	13:04'43.812
3	23.700	34.895	26.586	24.523	1'49.704	242,4	13:06'33.516
4	23.581	34.884	26.455	24.497	1'49.417	239,7	13:08'22.933
5	23.594	34.646	26.362	24.338	1'48.940	238,2	13:10'11.873
6	23.847	34.975	26.850	24.707	1'50.379	244,1	13:12'02.252
7	23.790	34.884	26.524	24.804	1'50.002	235,6	13:13'52.254
8	23.896	34.859	26.552	24.777	1'50.084	229,6	13:15'42.338
9	23.756	34.893	26.520	24.761	1'49.930	232,0	13:17'32.268
10	23.944	34.887	26.694	24.894	1'50.419	233,5	13:19'22.687
11	24.161	34.937	26.820	24.697	1'50.615	234,0	13:21'13.302
Race Time 20'14.390							

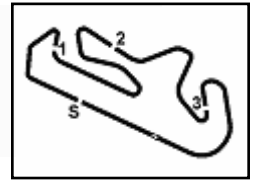
14° 98 T. BENETTI [1'49.270]							
Lap	Seg1	Seg2	Seg3	Seg4	Lap Time	km/h	Local Time
1		35.074	26.789	24.561	1'52.694	167,2	13:02'51.606
2	23.685	35.229	26.440	24.465	1'49.819	240,8	13:04'41.425
3	23.773	34.508	26.513	24.476	1'49.270	235,1	13:06'30.695
4	24.006	34.812	26.579	24.573	1'49.970	230,6	13:08'20.665
5	24.178	34.449	26.368	24.615	1'49.610	228,1	13:10'10.275

18° 68 K. BEEKMANS [1'49.150]							
Lap	Seg1	Seg2	Seg3	Seg4	Lap Time	km/h	Local Time
1		36.094	26.393	24.306	1'52.795	161,5	13:02'51.707
2	23.413	34.900	26.621	24.449	1'49.383	245,7	13:04'41.090
3	23.691	34.597	26.506	24.356	1'49.150	239,2	13:06'30.240
4	23.683	34.604	26.497	27.410	1'52.194	233,5	13:08'22.434
5	23.766	34.698	26.382	24.429	1'49.275	233,5	13:10'11.709
6	23.810	34.525	26.434	24.418	1'49.187	240,3	13:12'00.896
7	23.571	34.569	26.610	27.396	1'52.146	236,1	13:13'53.042
8	23.845	34.691	26.492	24.588	1'49.616	232,0	13:15'42.658
9	23.753	34.842	26.560	24.598	1'49.753	234,0	13:17'32.411
10	23.678	34.848	26.906	24.880	1'50.312	233,0	13:19'22.723
11	24.002	34.962	26.739	24.899	1'50.602	239,2	13:21'13.325
Race Time 20'14.413							

29/03/2026 P = Pits In/Out - C = Lap Time Cancelled

These data/results cannot be reproduced, stored and/or transmitted in whole or in part by any manner of electronic, mechanical, photocopying, recording, broadcasting or otherwise now known or herein after developed without the previous express consent by the copyright owner, except for reproduction in daily press and regular printed publications on sale to the public within 60 days of the event related to those data/results and always provided that copyright symbol appears together as follows below.

© DORNA WSBK ORGANIZATION Srl 2026



Portimao 4.492 m

**Pirelli Portuguese Round, 27-29 March 2026
Chronological Analysis Race 2**

Start at 13:00'58.912

3 / 4

19° 69 A. DI PERSIO [1'49.671]							
Lap	Seg1	Seg2	Seg3	Seg4	Lap Time	km/h	Local Time
1		35.898	27.782	24.196	1'54.343	170,9	13:02'53.255
2	23.707	34.841	26.693	24.430	1'49.671	247,4	13:04'42.926
3	23.768	35.364	26.728	24.539	1'50.399	234,5	13:06'33.325
4	24.030	34.961	26.855	24.308	1'50.154	237,1	13:08'23.479
5	23.597	35.044	26.884	24.666	1'50.191	240,8	13:10'13.670
6	23.825	34.777	26.750	24.560	1'49.912	236,1	13:12'03.582
7	23.826	34.656	26.773	24.451	1'49.706	236,1	13:13'53.288
8	23.898	34.913	26.743	24.542	1'50.096	239,2	13:15'43.384
9	23.561	34.795	26.837	24.746	1'49.939	237,6	13:17'33.323
10	23.842	34.904	26.758	24.858	1'50.362	232,5	13:19'23.685
11	23.757	34.814	26.825	24.713	1'50.109	235,6	13:21'13.794
Race Time 20'14.882							

6	23.943	35.110	26.775	24.457	1'50.285	233,5	13:12'03.998
7	23.605	35.187	26.704	24.437	1'49.933	237,1	13:13'53.931
8	23.694	40.066	26.957	25.241	1'55.958	234,5	13:15'49.889
9	24.339	35.429	27.051	25.168	1'51.987	224,8	13:17'41.876
10	24.292	35.368	27.075	25.204	1'51.939	224,8	13:19'33.815
11	24.246	35.387	27.159	25.214	1'52.006C	224,8	13:21'25.821
Race Time 20'26.909							

20° 77 J. OSUNA [1'49.491]							
Lap	Seg1	Seg2	Seg3	Seg4	Lap Time	km/h	Local Time
1		36.351	27.161	24.499	1'55.018	172,3	13:02'53.930
2	24.198	34.919	26.603	24.587	1'50.307	244,6	13:04'44.237
3	23.723	34.829	26.340	24.755	1'49.647	231,0	13:06'33.884
4	23.627	34.914	26.531	24.419	1'49.491	237,1	13:08'23.375
5	23.844	34.710	26.444	24.719	1'49.717	234,0	13:10'13.092
6	23.829	34.809	26.533	24.696	1'49.867	229,1	13:12'02.959
7	23.774	34.739	26.647	24.881	1'50.041	232,0	13:13'53.000
8	23.932	34.949	26.538	24.801	1'50.220	232,0	13:15'43.220
9	23.911	34.734	26.819	24.820	1'50.284	228,6	13:17'33.504
10	23.847	34.833	26.729	24.814	1'50.223	234,0	13:19'23.727
11	24.025	34.904	26.563	24.621	1'50.113	233,5	13:21'13.840
Race Time 20'14.928							

24° 93 A. AGASKA [1'50.199]							
Lap	Seg1	Seg2	Seg3	Seg4	Lap Time	km/h	Local Time
1		36.264	27.696	24.580	1'55.420	174,8	13:02'54.332
2	24.230	35.423	26.956	24.600	1'51.209	243,0	13:04'45.541
3	23.839	34.962	26.796	24.602	1'50.199	240,3	13:06'35.740
4	23.867	34.991	26.840	24.774	1'50.472	234,5	13:08'26.212
5	24.083	35.079	26.920	24.983	1'51.065	230,6	13:10'17.277
6	24.520	35.165	27.261	24.695	1'51.641	224,3	13:12'08.918
7	24.160	35.090	27.138	25.044	1'51.432	239,7	13:14'00.350
8	24.203	35.269	26.983	25.064	1'51.519	227,2	13:15'51.869
9	24.416	35.303	27.042	25.098	1'51.859	228,1	13:17'43.728
10	24.646	35.329	26.867	24.797	1'51.639	229,6	13:19'35.367
11	23.872	35.267	26.853	24.765	1'50.757C	234,0	13:21'26.124
Race Time 20'27.212							

21° 41 I. PERISTERAS [1'49.699]							
Lap	Seg1	Seg2	Seg3	Seg4	Lap Time	km/h	Local Time
1		35.163	26.621	24.455	1'52.314	163,7	13:02'51.226
2	23.627	34.872	26.690	24.510	1'49.699	242,4	13:04'40.925
3	24.030	34.656	26.460	24.598	1'49.744	239,7	13:06'30.669
4	23.716	34.761	26.595	24.872	1'49.944	237,1	13:08'20.613
5	24.076	35.080	26.779	24.984	1'50.919	232,0	13:10'11.532
6	24.137	34.934	26.757	24.852	1'50.680	236,1	13:12'02.212
7	24.064	34.884	26.827	24.961	1'50.736	235,1	13:13'52.948
8	24.422	35.060	26.709	24.772	1'50.963	230,6	13:15'43.911
9	24.013	35.092	26.898	25.074	1'51.077	238,2	13:17'34.988
10	24.121	35.405	26.849	24.909	1'51.284	235,1	13:19'26.272
11	23.763	35.143	26.895	25.108	1'50.909	239,2	13:21'17.181
Race Time 20'18.269							

25° 26 M. GENNAI [1'49.956]							
Lap	Seg1	Seg2	Seg3	Seg4	Lap Time	km/h	Local Time
1		36.313	27.291	24.961	1'56.043	171,2	13:02'54.955
2	24.422	35.068	27.019	24.492	1'51.001	240,8	13:04'45.956
3	24.120	34.721	26.740	24.375	1'49.956	232,5	13:06'35.912
4	24.201	35.277	26.786	24.605	1'50.689	233,5	13:08'26.601
5	24.094	34.861	26.947	24.814	1'50.716	234,5	13:10'17.317
6	24.099	35.009	26.985	24.996	1'51.089	229,6	13:12'08.406
7	24.428	35.032	27.208	25.178	1'51.846	227,6	13:14'00.252
8	24.833	35.235	27.733	24.676	1'52.477	222,0	13:15'52.729
9	24.360	35.220	26.940	24.698	1'51.218	239,7	13:17'43.947
10	24.192	35.083	26.943	25.052	1'51.270	236,1	13:19'35.217
11	24.262	35.139	26.870	24.678	1'50.949C	228,6	13:21'26.166
Race Time 20'27.254							

22° 11 M. SORRENTI [1'49.788]							
Lap	Seg1	Seg2	Seg3	Seg4	Lap Time	km/h	Local Time
1		36.259	26.933	24.401	1'54.330	165,2	13:02'53.242
2	24.491	34.826	26.548	24.461	1'50.326	244,1	13:04'43.568
3	23.843	35.235	26.768	24.521	1'50.367	240,8	13:06'33.935
4	23.863	34.985	26.657	24.283	1'49.788	236,1	13:08'23.723
5	23.961	34.772	26.749	24.786	1'50.268	243,0	13:10'13.991
6	24.128	34.851	26.758	24.368	1'50.105	236,6	13:12'04.096
7	24.039	34.900	26.697	24.555	1'50.191	232,5	13:13'54.287
8	23.818	34.831	26.866	24.615	1'50.130	236,6	13:15'44.417
9	23.843	34.928	26.873	25.004	1'50.648	235,6	13:17'35.065
10	24.039	35.143	26.853	24.971	1'51.006	234,0	13:19'26.071
11	24.251	35.042	26.950	24.922	1'51.165	230,6	13:21'17.236
Race Time 20'18.324							

26° 66 P. TONN [1'50.261]							
Lap	Seg1	Seg2	Seg3	Seg4	Lap Time	km/h	Local Time
1		35.979	27.363	24.875	1'55.933	173,1	13:02'54.845
2	23.991	34.981	26.791	24.783	1'50.546	243,5	13:04'45.391
3	23.737	34.902	26.777	24.845	1'50.261	236,1	13:06'35.652
4	24.104	35.072	26.764	24.919	1'50.859	232,0	13:08'26.511
5	23.994	35.272	26.990	24.850	1'51.106	237,6	13:10'17.617
6	23.998	35.259	26.878	25.011	1'51.146	240,8	13:12'08.763
7	24.492	35.124	27.145	24.966	1'51.727	236,1	13:14'00.490
8	24.450	35.283	26.912	25.092	1'51.737	231,5	13:15'52.227
9	24.275	35.358	26.981	25.074	1'51.688	231,5	13:17'43.915
10	24.660	35.396	26.941	24.862	1'51.859	232,5	13:19'35.774
11	23.923	35.259	26.911	24.943	1'51.036C	239,7	13:21'26.810
Race Time 20'27.898							

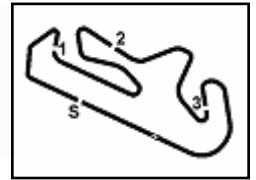
23° 12 H. MAIER [1'49.933]							
Lap	Seg1	Seg2	Seg3	Seg4	Lap Time	km/h	Local Time
1		35.869	26.953	24.561	1'54.102	170,4	13:02'53.014
2	24.083	34.901	26.628	24.537	1'50.149	240,8	13:04'43.163
3	23.807	35.224	26.687	24.452	1'50.170	234,5	13:06'33.333
4	23.606	35.241	26.590	24.584	1'50.021	234,0	13:08'23.354
5	24.054	34.854	26.893	24.558	1'50.359	237,1	13:10'13.713

27° 21 T. SOVICKA [1'50.347]							
Lap	Seg1	Seg2	Seg3	Seg4	Lap Time	km/h	Local Time
1		36.064	27.603	24.790	1'56.539	173,1	13:02'55.451
2	24.132	35.343	27.265	24.658	1'51.398	248,0	13:04'46.849
3	24.058	35.088	26.799	24.657	1'50.602	238,7	13:06'37.451
4	23.888	35.002	26.854	24.603	1'50.347	241,9	13:08'27.798
5	24.038	34.867	27.076	24.762	1'50.743	238,2	13:10'18.541
6	24.080	35.002	27.154	24.501	1'50.737	243,0	13:12'09.278
7	24.487	35.159	26.964	24.676	1'51.286	245,7	13:14'00.564
8	24.274	35.145	27.345	24.974	1'51.738	233,0	13:15'52.302
9	24.649	35.541	27.088	24.933	1'52.211	231,0	13:17'44.513
10	24.315	35.338	26.985	24.679	1'51.317	240,3	13:19'35.830
11	24.080	35.387	26.889	24.675	1'51.031C	235,6	13:21'26.861
Race Time 20'27.949							

29/03/2026 P = Pits In/Out - C = Lap Time Cancelled

These data/results cannot be reproduced, stored and/or transmitted in whole or in part by any manner of electronic, mechanical, photocopying, recording, broadcasting or otherwise now known or herein after developed without the previous express consent by the copyright owner, except for reproduction in daily press and regular printed publications on sale to the public within 60 days of the event related to those data/results and always provided that copyright symbol appears together as follows below.

© DORNA WSBK ORGANIZATION Srl 2026



Portimao 4.492 m

**Pirelli Portuguese Round, 27-29 March 2026
Chronological Analysis Race 2**

Start at 13:00'58.912

4 / 4

28° 92 G. CAZARD [1'50.828]							
Lap	Seg.1	Seg.2	Seg.3	Seg.4	Lap Time	km/h	Local Time
1		36.111	27.862	24.879	1'56.228	177,3	13:02'55.140
2	24.053	35.472	27.015	24.730	1'51.270	248,5	13:04'46.410
3	24.033	35.063	26.927	24.935	1'50.958	235,6	13:06'37.368
4	24.190	35.083	26.761	24.860	1'50.894	234,0	13:08'28.262
5	24.023	35.161	26.903	24.998	1'51.085	233,0	13:10'19.347
6	24.162	35.121	26.843	24.872	1'50.998	230,1	13:12'10.345
7	24.003	35.183	26.948	24.694	1'50.828	234,0	13:14'01.173
8	24.310	35.349	27.074	24.759	1'51.492	233,5	13:15'52.665
9	24.559	35.487	27.153	24.963	1'52.162	235,1	13:17'44.827
10	24.285	35.368	26.932	24.757	1'51.342	235,6	13:19'36.169
11	23.978	35.326	26.969	25.129	1'51.402C	236,1	13:21'27.571
Race Time 20'28.659							

6	23.729	34.760	26.842	24.602	1'49.933	238,7	13:12'03.977
7	23.818	34.788	26.685	24.577	1'49.868	238,7	13:13'53.845
8	23.938	34.745	26.806	24.677	1'50.166	233,5	13:15'44.011
9	23.624	34.807	26.699	24.539	1'49.669	241,9	13:17'33.680
10	23.853	34.842	26.897	24.556	1'50.148	236,1	13:19'23.828
Race Time 18'24.916							

29° 39 J. RISUENO [1'50.110]							
Lap	Seg.1	Seg.2	Seg.3	Seg.4	Lap Time	km/h	Local Time
1		35.995	27.062	24.422	1'54.086	165,4	13:02'52.998
2	24.393	34.887	28.885	24.635	1'52.800	238,2	13:04'45.798
3	23.869	34.975	26.724	24.542	1'50.110	234,5	13:06'35.908
4	24.002	35.142	26.710	24.820	1'50.674	233,5	13:08'26.582
5	24.204	35.134	27.113	24.649	1'51.100	233,5	13:10'17.682
6	24.408	35.062	26.915	24.883	1'51.268	238,7	13:12'08.950
7	24.619	34.951	30.626	25.322	1'55.518	234,0	13:14'04.468
8	26.526	35.120	26.979	24.973	1'53.598	227,2	13:15'58.066
9	23.982	34.945	26.943	24.917	1'50.787	227,6	13:17'48.853
10	24.116	34.938	26.872	25.038	1'50.964	228,1	13:19'39.817
11	24.053	35.426	27.200	24.959	1'51.638C	229,6	13:21'31.455
Race Time 20'32.543							

RET 33 G. SANCHEZ [1'49.132]							
Lap	Seg.1	Seg.2	Seg.3	Seg.4	Lap Time	km/h	Local Time
1		36.001	26.715	24.301	1'53.386	163,2	13:02'52.298
2	24.360	34.799	26.460	24.294	1'49.913	249,7	13:04'42.211
3	23.641	34.721	26.373	24.397	1'49.132	241,3	13:06'31.343
4	23.574	35.259	26.561	24.620	1'50.014	241,3	13:08'21.357
5	23.781	34.938	44.024	27.280	2'10.023C	234,0	13:10'31.380
6	24.713	36.173	27.407	25.605	1'53.898	223,9	13:12'25.278
7	24.473	35.733	27.321	25.350	1'52.877	225,3	13:14'18.155
8	24.542	35.522	27.267	25.484	1'52.815	223,4	13:16'10.970
9	24.806	37.081	28.357	49.362	2'19.606P	224,8	13:18'30.576
Race Time 17'31.664							

30° 27 F. MULYA [1'50.636]							
Lap	Seg.1	Seg.2	Seg.3	Seg.4	Lap Time	km/h	Local Time
1		36.179	27.573	24.559	1'56.091	178,2	13:02'55.003
2	23.986	35.326	27.022	24.534	1'50.868	240,3	13:04'45.871
3	24.064	35.259	26.964	24.631	1'50.918	237,6	13:06'36.789
4	23.982	35.146	26.905	24.603	1'50.636	236,1	13:08'27.425
5	23.970	35.169	26.958	24.750	1'50.847	236,1	13:10'18.272
6	24.067	35.085	27.117	24.518	1'50.787	237,1	13:12'09.059
7	24.636	35.566	26.954	24.689	1'51.845	237,6	13:14'00.904
8	24.381	35.343	27.036	24.621	1'51.381	233,5	13:15'52.285
9	24.549	35.370	27.203	24.808	1'51.930	232,5	13:17'44.215
10	24.606	35.957	27.214	25.483	1'53.260	231,5	13:19'37.475
11	24.816	36.707	28.297	25.993	1'55.813C	218,5	13:21'33.288
Race Time 20'34.376							

31° 79 T. ALONSO [1'51.359]							
Lap	Seg.1	Seg.2	Seg.3	Seg.4	Lap Time	km/h	Local Time
1		36.473	27.478	24.811	1'56.642	173,4	13:02'55.554
2	24.157	35.463	27.105	24.764	1'51.489	243,0	13:04'47.043
3	24.019	35.424	26.837	25.079	1'51.359	236,1	13:06'38.402
4	24.227	35.582	26.937	25.395	1'52.141	227,6	13:08'30.543
5	24.378	36.043	27.319	25.507	1'53.247C	223,4	13:10'23.790
6	24.624	35.791	27.334	25.521	1'53.270	222,0	13:12'17.060
7	24.450	35.980	27.419	25.548	1'53.397	221,1	13:14'10.457
8	24.650	36.051	27.188	25.493	1'53.382	218,5	13:16'03.839
9	24.412	35.957	27.321	25.569	1'53.259	220,7	13:17'57.098
10	24.365	35.830	27.168	25.528	1'52.891	222,0	13:19'49.989
11	24.494	36.101	27.415	25.761	1'53.771C	222,0	13:21'43.760
Race Time 20'44.848							

RET 89 T. AKSU [1'49.669]							
Lap	Seg.1	Seg.2	Seg.3	Seg.4	Lap Time	km/h	Local Time
1		36.132	27.180	24.727	1'55.499	174,8	13:02'54.411
2	23.894	34.991	26.778	24.387	1'50.050	245,7	13:04'44.461
3	23.773	34.930	26.666	24.377	1'49.746	236,6	13:06'34.207
4	23.829	34.848	26.758	24.324	1'49.759	239,7	13:08'23.966
5	23.873	34.730	26.817	24.658	1'50.078	240,3	13:10'14.044

29/03/2026 P = Pits In/Out - C = Lap Time Cancelled

These data/results cannot be reproduced, stored and/or transmitted in whole or in part by any manner of electronic, mechanical, photocopying, recording, broadcasting or otherwise now known or herein after developed without the previous express consent by the copyright owner, except for reproduction in daily press and regular printed publications on sale to the public within 60 days of the event related to those data/results and always provided that copyright symbol appears together as follows below.

© DORNA WSBK ORGANIZATION Srl 2026