

Portimao 4.492 m

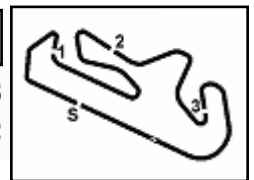
Pirelli Portuguese Round, 27-29 March 2026
Biographical Entry List

No.	Rider (Abbreviation)	Age	Date of Birth	Place of Birth	Nat	Bike Team	Wins 2026	Podiums 2026	Pole 2026	Races 2026	Tyres
1	6 BUIS Jeffrey (Bui)	24	27/12/2001	Meppel	NED	Suzuki GSX-BR Track & Trades Wixx Racing					Pirelli
2	7 FERNANDEZ Benat (Fer)	18	19/11/2007	San Sebastian	ESP	Kove 450RR Kove Racing Team 109					Pirelli
3	11 SORRENTI Mattia (Sor)	20	21/05/2005	Torino	ITA	Aprilia RS 660 Factory Revo-M2					Pirelli
4	12 MAIER Humberto (Mai)	20	28/10/2005	Osasco	BRA	Yamaha YZF-R7 Yamaha AD78 FIMLA by MS Racing					Pirelli
5	16 FUERTE Alvaro (Fue)	18	18/06/2007	Valencia	ESP	Kawasaki ZX-6R 636 Deza-Box 77 Racing Team					Pirelli
6	18 IERACI Bruno (Ier)	25	14/08/2000	Giulianova	ITA	Triumph Daytona 660 CM Triumph Factory Racing					Pirelli
7	21 SOVICKA Troy (Sov)	17	10/11/2008	Praha	CZE	Yamaha YZF-R7 Panattoni BGR Smrz Racing					Pirelli
8	23 BARTOLINI Elia (Bar)	22	31/07/2003	Cesena	ITA	Triumph Daytona 660 CM Triumph Factory Racing					Pirelli
9	26 GENNAI Mirko (Gen)	23	07/03/2003	Firenze	ITA	Yamaha YZF-R7 Panattoni BGR Smrz Racing					Pirelli
10	27 MULYA Felix (Mul)	18	30/06/2007	Bogor	INA	Yamaha YZF-R7 Progp Nitiracing					Pirelli
11	33 SANCHEZ Gonzalo (San)	17	20/08/2008	Teruel	ESP	Yamaha YZF-R7 ARCO Yamaha MotoR University Team					Pirelli
12	34 ARTIGAS Xavier (Art)	22	27/05/2003	Sant Andreu de la Barca	ESP	Kawasaki ZX-6R 636 MTM Kawasaki					Pirelli
13**	36 PONCET Diego (Pon)	20	14/04/2005	Annecy	FRA	Honda CBR600R Rac41-Honda					Pirelli
14	38 SALVADOR David (Sal)	22	27/06/2003	Madrid	ESP	Kawasaki ZX-6R 636 Team ProDina Kawasaki XCI					Pirelli
15	39 RISUENO Juan (Ris)	18	29/07/2007	Cartagena	ESP	Kawasaki ZX-6R 636 Pons Motosport Italika Racing					Pirelli
16	40 CORREA Julian (Cor)	17	21/10/2008	Florida	USA	Kawasaki ZX-6R 636 Pons Motosport Italika Racing					Pirelli
17	41 PERISTERAS Ioannis (Per)	20	21/04/2005	Marousi	GRE	Aprilia RS 660 Factory MMR					Pirelli
18	43 GAGGI Marco (Gag)	22	25/12/2003	Fano	ITA	Yamaha YZF-R7 Team BrCorse					Pirelli
19	47 TORRES Antonio (Tor)	18	02/08/2007	Sevilla	ESP	Kawasaki ZX-6R 636 Team ProDina Kawasaki XCI					Pirelli
20	50 THOMPSON Carter (Tho)	18	29/11/2007	New Lambton Heights	AUS	Yamaha YZF-R7 Team BrCorse					Pirelli
21	55 DESSOY Harrison (Des)	20	29/07/2005	Basilidon	GBR	Triumph Daytona 660 PHR Performance Triumph					Pirelli
22	65 FLEERACKERS Ferre (Fie)	19	31/08/2006	Lier	BEL	Suzuki GSX-BR Track & Trades Wixx Racing					Pirelli
23	66 TONN Phillip (Ton)	20	22/08/2005	Werdau	GER	Kove 450RR Kove Racing Team 109					Pirelli
24	68 BEEKMANS Kas (Bee)	21	17/05/2004	Hertogenbosch	NED	Suzuki GSX-BR VLR Racing Team Suzuki					Pirelli
25	69 DI PERSIO Alessandro (DiP)	18	28/03/2007	Chieti	ITA	Yamaha YZF-R7 ARCO Yamaha MotoR University Team					Pirelli
26	71 VENEMAN Loris (Ven)	19	10/09/2006	Dalfsen	NED	Kawasaki ZX-6R 636 MTM Kawasaki					Pirelli
27	73 SEABRIGHT Fenton (Sea)	23	14/06/2002	Chelmsford	GBR	Triumph Daytona 660 PHR Performance Triumph					Pirelli
28	77 OSUNA Jose (Osu)	19	06/02/2007	Écija	ESP	Kawasaki ZX-6R 636 Deza-Box 77 Racing Team					Pirelli
29	79 ALONSO Tomas (Alo)	23	07/09/2002	Loures	POR	Yamaha YZF-R7 Miguel Oliveira Team					Pirelli
30	89 AKSU Taiyo (Aks)	19	28/01/2007	Ehime	AUS	Yamaha YZF-R7 PATA AG Motorsport Italia					Pirelli
31	91 VANNUCCI Matteo (Van)	22	19/05/2003	Bagno a Ripoli	ITA	Aprilia RS 660 Factory Revo-M2					Pirelli
32	92 CAZARD Gabin (Caz)	22	18/12/2003	Paris	FRA	Yamaha YZF-R7 Yamaha AD78 FIMLA by MS Racing					Pirelli
33	93 AGASKA Arai (Aga)	18	03/03/2008	Mataram	INA	Yamaha YZF-R7 Progp Nitiracing					Pirelli
34	98 BENETTI Thomas (Ben)	16	17/05/2009		ITA	Aprilia RS 660 Factory MMR					Pirelli

27/03/2026

* = Wild Card

** = One Event



Pirelli Portuguese Round, 27-29 March 2026
Results Free Practice

No.	Rider	Nat	Team	Bike	Time	Gap	Rel.	Laps	Speed	
									Avg	Max
1	65 F. FLEERACKERS	BEL	Track & Trades Wixx Racing	Suzuki GSX-BR	1'48.823			12	148,601	245,7
2	71 L. VENEMAN	NED	MTM Kawasaki	Kawasaki ZX-6R 636	1'48.901	0.078	0.078	11	148,495	236,6
3	6 J. BUIJS	NED	Track & Trades Wixx Racing	Suzuki GSX-BR	1'48.980	0.157	0.079	12	148,387	244,6
4	38 D. SALVADOR	ESP	Team ProDina Kawasaki XCI	Kawasaki ZX-6R 636	1'49.312	0.489	0.332	10	147,936	235,6
5	91 M. VANNUCCI	ITA	Revo-M2	Aprilia RS 660 Factory	1'49.395	0.572	0.083	12	147,824	244,1
6	47 A. TORRES	ESP	Team ProDina Kawasaki XCI	Kawasaki ZX-6R 636	1'49.414	0.591	0.019	10	147,798	240,3
7	34 X. ARTIGAS	ESP	MTM Kawasaki	Kawasaki ZX-6R 636	1'49.433	0.610	0.019	8	147,773	236,1
8	16 A. FUERTES	ESP	Deza-Box 77 Racing Team	Kawasaki ZX-6R 636	1'49.523	0.700	0.090	10	147,651	244,1
9	23 E. BARTOLINI	ITA	CM Triumph Factory Racing	Triumph Daytona 660	1'49.546	0.723	0.023	8	147,620	241,9
10	68 K. BEEKMANS	NED	VLR Racing Team Suzuki	Suzuki GSX-BR	1'49.546	0.723	0.000	9	147,620	243,5
11	36 D. PONCET	FRA	Rac41-Honda	Honda CBR600R	1'49.748	0.925	0.202	9	147,348	238,2
12	33 G. SANCHEZ	ESP	ARCO Yamaha MotoR University Team	Yamaha YZF-R7	1'49.755	0.932	0.007	10	147,339	243,0
13	18 B. IERACI	ITA	CM Triumph Factory Racing	Triumph Daytona 660	1'49.797	0.974	0.042	6	147,283	234,0
14	98 T. BENETTI	ITA	MMR	Aprilia RS 660 Factory	1'49.821	0.998	0.024	12	147,251	246,3
15	55 H. DESOY	GBR	PHR Performance Triumph	Triumph Daytona 660	1'49.865	1.042	0.044	11	147,192	235,6
16	50 C. THOMPSON	AUS	Team BrCorse	Yamaha YZF-R7	1'50.034	1.211	0.169	9	146,965	244,6
17	11 M. SORRENTI	ITA	Revo-M2	Aprilia RS 660 Factory	1'50.035	1.212	0.001	11	146,964	243,0
18	73 F. SEABRIGHT	GBR	PHR Performance Triumph	Triumph Daytona 660	1'50.148	1.325	0.113	7	146,813	232,0
19	43 M. GAGGI	ITA	Team BrCorse	Yamaha YZF-R7	1'50.268	1.445	0.120	10	146,654	241,9
20	41 I. PERISTERAS	GRE	MMR	Aprilia RS 660 Factory	1'50.302	1.479	0.034	9	146,608	246,8
21	40 J. CORREA	USA	Pons Motosport Italika Racing	Kawasaki ZX-6R 636	1'50.349	1.526	0.047	11	146,546	236,1
22	26 M. GENNAI	ITA	Panattoni BGR Smrz Racing	Yamaha YZF-R7	1'50.398	1.575	0.049	10	146,481	243,5
23	69 A. DI PERSIO	ITA	ARCO Yamaha MotoR University Team	Yamaha YZF-R7	1'50.534	1.711	0.136	8	146,301	240,8
24	39 J. RISUENO	ESP	Pons Motosport Italika Racing	Kawasaki ZX-6R 636	1'50.581	1.758	0.047	10	146,239	233,0
25	77 J. OSUNA	ESP	Deza-Box 77 Racing Team	Kawasaki ZX-6R 636	1'50.602	1.779	0.021	9	146,211	235,1
26	12 H. MAIER	BRA	Yamaha AD78 FIMLA by MS Racing	Yamaha YZF-R7	1'51.008	2.185	0.406	10	145,676	235,6
27	93 A. AGASKA	INA	Progp Nitiracing	Yamaha YZF-R7	1'51.052	2.229	0.044	8	145,618	243,0
28	89 T. AKSU	AUS	PATA AG Motorsport Italia	Yamaha YZF-R7	1'51.304	2.481	0.252	10	145,289	243,0
29	7 B. FERNANDEZ	ESP	Kove Racing Team 109	Kove 450RR	1'51.334	2.511	0.030	12	145,249	235,6
30	66 P. TONN	GER	Kove Racing Team 109	Kove 450RR	1'51.587	2.764	0.253	12	144,920	236,6
31	27 F. MULYA	INA	Progp Nitiracing	Yamaha YZF-R7	1'51.768	2.945	0.181	7	144,685	244,1
32	21 T. SOVICKA	CZE	Panattoni BGR Smrz Racing	Yamaha YZF-R7	1'52.306	3.483	0.538	10	143,992	237,6
33	92 G. CAZARD	FRA	Yamaha AD78 FIMLA by MS Racing	Yamaha YZF-R7	1'52.672	3.849	0.366	3	143,525	230,1
34	79 T. ALONSO	POR	Miguel Oliveira Team	Yamaha YZF-R7	1'53.153	4.330	0.481	8	142,914	239,7

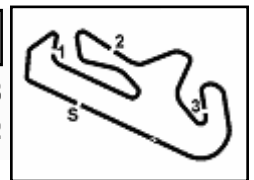
Qualifying Lap Time (105% of 1'48.823): **1'54.265**

AIR	Humidity:	37%	Temp:	19°C
TRACK	Condition:	Dry	Temp:	28°C

27/03/2026 Start 09:40 End 10:08 The results are provisional until the end of the time limit for protests and appeals and the completion of the technical checks. Clerk Of The Course: **Beatriz Aguas** Publication Time: **10:10**

These data/results cannot be reproduced, stored and/or transmitted in whole or in part by any manner of electronic, mechanical, photocopying, recording, broadcasting or otherwise now known or herein after developed without the previous express consent by the copyright owner, except for reproduction in daily press and regular printed publications on sale to the public within 60 days of the event related to those data/results and always provided that copyright symbol appears together as follows below.

© DORNA WSBK ORGANIZATION Srl 2026



Pirelli Portuguese Round, 27-29 March 2026
Results Free Practice

Session Highlights

Local Time	No. Rider	Description
09.40.00		Start of Session
09.41.39		Yellow Flag Out - Turn 9
09.41.42		Yellow Flag In - Turn 9
09.41.42		Riders Under Yellow Flag at Turn 9: #69 #16 #93
09.42.15	92 G. CAZARD	#92 Stopped with Technical Problem - Turn 8
09.42.56	18 B. IERACI	#18 Stopped with Technical Problem - Turn 5
09.43.03		Yellow Flag Out - Turn 5-6
09.43.06	18 B. IERACI	#18 Rejoined
09.43.09		Yellow Flag In - Turn 5-6
09.43.09		Riders Under Yellow Flag at Turn 5-6: #18 #7 #43 #68 #41 #33 #27 #50 #66 #21
09.44.24		Yellow Flag Out - Turn 3
09.44.24		Double Yellow Flag Out - Turn 3
09.44.33	73 F. SEABRIGHT	#73 Crashed - Turn 3
09.44.35		Yellow Flag Out - Turn 3
09.44.40		Yellow Flag In - Turn 3
09.44.40		Riders Under Yellow Flag at Turn 3: #26 #73 #68 #41
09.44.55	73 F. SEABRIGHT	#73 Rejoined
09.51.17		Yellow Flag Out - Turn 13
09.51.20		Yellow Flag In - Turn 13
09.51.20		Riders Under Yellow Flag at Turn 13: #7 #41 #11 #65 #43 #21
10.01.37	77 J. OSUNA	#77 RACELINK GPS DOESN'T WORK. IT MUST BE FIXED BEFORE SUPERPOLE. LAST WARNING
10.03.39	79 T. ALONSO	#79 RACELINK IS OFF
10.06.57	39 J. RISUENO	#39 Stopped with Technical Problem - Turn 9
10.08.09		End of Session

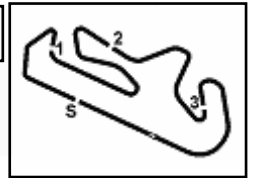
Fastest Laps Sequence

No.	Rider	Nat	Team	Bike	Local Time	Time	Gap	Avg
40	J. CORREA	USA	Pons Motosport Italika Racing	Kawasaki ZX-6R 636	09:43'57.691	1'52.765		143,406
39	J. RISUENO	ESP	Pons Motosport Italika Racing	Kawasaki ZX-6R 636	09:43'58.001	1'51.929	-0.836	144,477
73	F. SEABRIGHT	GBR	PHR Performance Triumph	Triumph Daytona 660	09:43'58.353	1'51.625	-0.304	144,871
91	M. VANNUCCI	ITA	Revo-M2	Aprilia RS 660 Factory	09:44'27.157	1'50.763	-0.862	145,998
16	A. FUERTES	ESP	Deza-Box 77 Racing Team	Kawasaki ZX-6R 636	09:44'30.047	1'50.398	-0.365	146,481
65	F. FLEERACKERS	BEL	Track & Trades Wixx Racing	Suzuki GSX-BR	09:44'33.212	1'49.400	-0.998	147,817
6	J. BUIS	NED	Track & Trades Wixx Racing	Suzuki GSX-BR	09:44'33.243	1'49.169	-0.231	148,130
6	J. BUIS	NED	Track & Trades Wixx Racing	Suzuki GSX-BR	09:48'11.563	1'48.980	-0.189	148,387
71	L. VENEMAN	NED	MTM Kawasaki	Kawasaki ZX-6R 636	09:54'11.861	1'48.979	-0.001	148,388
65	F. FLEERACKERS	BEL	Track & Trades Wixx Racing	Suzuki GSX-BR	09:56'25.376	1'48.823	-0.156	148,601

27/03/2026 Start 09:40 End 10:08 The results are provisional until the end of the time limit for protests and appeals and the completion of the technical checks. Clerk Of The Course: **Beatriz Aguas** Publication Time: **10:10**

These data/results cannot be reproduced, stored and/or transmitted in whole or in part by any manner of electronic, mechanical, photocopying, recording, broadcasting or otherwise now known or herein after developed without the previous express consent by the copyright owner, except for reproduction in daily press and regular printed publications on sale to the public within 60 days of the event related to those data/results and always provided that copyright symbol appears together as follows below.

© DORNA WSBK ORGANIZATION Srl 2026



Portimao 4.492 m

Pirelli Portuguese Round, 27-29 March 2026
Best Sectors & Speed Free Practice

BEST LAP		
1	65 F. FLEERACKERS	Suzuki GSX-BR 1'48.823
2	71 L. VENEMAN	Kawasaki ZX-6R 636 1'48.901
3	6 J. BUIS	Suzuki GSX-BR 1'48.980
4	38 D. SALVADOR	Kawasaki ZX-6R 636 1'49.312
5	91 M. VANNUCCI	Aprilia RS 660 Factory 1'49.395
6	47 A. TORRES	Kawasaki ZX-6R 636 1'49.414
7	34 X. ARTIGAS	Kawasaki ZX-6R 636 1'49.433
8	16 A. FUERTES	Kawasaki ZX-6R 636 1'49.523
9	23 E. BARTOLINI	Triumph Daytona 660 1'49.546
10	68 K. BEEKMANS	Suzuki GSX-BR 1'49.546
11	36 D. PONCET	Honda CBR600R 1'49.748
12	33 G. SANCHEZ	Yamaha YZF-R7 1'49.755
13	18 B. IERACI	Triumph Daytona 660 1'49.797
14	98 T. BENETTI	Aprilia RS 660 Factory 1'49.821
15	55 H. DESSOY	Triumph Daytona 660 1'49.865
16	50 C. THOMPSON	Yamaha YZF-R7 1'50.034
17	11 M. SORRENTI	Aprilia RS 660 Factory 1'50.035
18	73 F. SEABRIGHT	Triumph Daytona 660 1'50.148
19	43 M. GAGGI	Yamaha YZF-R7 1'50.268
20	41 I. PERISTERAS	Aprilia RS 660 Factory 1'50.302
21	40 J. CORREA	Kawasaki ZX-6R 636 1'50.349
22	26 M. GENNAI	Yamaha YZF-R7 1'50.398
23	69 A. DI PERSIO	Yamaha YZF-R7 1'50.534
24	39 J. RISUENO	Kawasaki ZX-6R 636 1'50.581
25	77 J. OSUNA	Kawasaki ZX-6R 636 1'50.602
26	12 H. MAIER	Yamaha YZF-R7 1'51.008
27	93 A. AGASKA	Yamaha YZF-R7 1'51.052
28	89 T. AKSU	Yamaha YZF-R7 1'51.304
29	7 B. FERNANDEZ	Kove 450RR 1'51.334
30	66 P. TONN	Kove 450RR 1'51.587
31	27 F. MULYA	Yamaha YZF-R7 1'51.768
32	21 T. SOVICKA	Yamaha YZF-R7 1'52.306
33	92 G. CAZARD	Yamaha YZF-R7 1'52.672
34	79 T. ALONSO	Yamaha YZF-R7 1'53.153

SPEED		
1	41 I. PERISTERAS	Aprilia RS 660 Factory 246,8
2	98 T. BENETTI	Aprilia RS 660 Factory 246,3
3	65 F. FLEERACKERS	Suzuki GSX-BR 245,7
4	6 J. BUIS	Suzuki GSX-BR 244,6
5	50 C. THOMPSON	Yamaha YZF-R7 244,6
6	91 M. VANNUCCI	Aprilia RS 660 Factory 244,1
7	27 F. MULYA	Yamaha YZF-R7 244,1
8	16 A. FUERTES	Kawasaki ZX-6R 636 244,1
9	68 K. BEEKMANS	Suzuki GSX-BR 243,5
10	26 M. GENNAI	Yamaha YZF-R7 243,5
11	93 A. AGASKA	Yamaha YZF-R7 243,0
12	33 G. SANCHEZ	Yamaha YZF-R7 243,0
13	89 T. AKSU	Yamaha YZF-R7 243,0
14	11 M. SORRENTI	Aprilia RS 660 Factory 243,0
15	23 E. BARTOLINI	Triumph Daytona 660 241,9
16	43 M. GAGGI	Yamaha YZF-R7 241,9
17	69 A. DI PERSIO	Yamaha YZF-R7 240,8
18	47 A. TORRES	Kawasaki ZX-6R 636 240,3
19	79 T. ALONSO	Yamaha YZF-R7 239,7
20	36 D. PONCET	Honda CBR600R 238,2
21	21 T. SOVICKA	Yamaha YZF-R7 237,6
22	66 P. TONN	Kove 450RR 236,6
23	71 L. VENEMAN	Kawasaki ZX-6R 636 236,6
24	34 X. ARTIGAS	Kawasaki ZX-6R 636 236,1
25	40 J. CORREA	Kawasaki ZX-6R 636 236,1
26	55 H. DESSOY	Triumph Daytona 660 235,6
27	7 B. FERNANDEZ	Kove 450RR 235,6
28	38 D. SALVADOR	Kawasaki ZX-6R 636 235,6
29	12 H. MAIER	Yamaha YZF-R7 235,6
30	77 J. OSUNA	Kawasaki ZX-6R 636 235,1
31	18 B. IERACI	Triumph Daytona 660 234,0
32	39 J. RISUENO	Kawasaki ZX-6R 636 233,0
33	73 F. SEABRIGHT	Triumph Daytona 660 232,0
34	92 G. CAZARD	Yamaha YZF-R7 230,1

SEG. 1		
1	41 I. PERISTERAS	23.286
2	71 L. VENEMAN	23.309
3	98 T. BENETTI	23.394
4	23 E. BARTOLINI	23.460
5	65 F. FLEERACKERS	23.463
6	91 M. VANNUCCI	23.487
7	68 K. BEEKMANS	23.488
8	6 J. BUIS	23.495
9	38 D. SALVADOR	23.548
10	16 A. FUERTES	23.562
11	18 B. IERACI	23.569
12	34 X. ARTIGAS	23.597
13	47 A. TORRES	23.651
14	50 C. THOMPSON	23.656
15	33 G. SANCHEZ	23.673
16	55 H. DESSOY	23.673
17	69 A. DI PERSIO	23.676
18	26 M. GENNAI	23.728
19	36 D. PONCET	23.734
20	11 M. SORRENTI	23.741
21	40 J. CORREA	23.741
22	12 H. MAIER	23.765
23	73 F. SEABRIGHT	23.835
24	43 M. GAGGI	23.836
25	93 A. AGASKA	23.846
26	39 J. RISUENO	23.878
27	27 F. MULYA	23.894
28	7 B. FERNANDEZ	23.917
29	77 J. OSUNA	23.922
30	89 T. AKSU	23.990
31	66 P. TONN	24.037
32	21 T. SOVICKA	24.111
33	92 G. CAZARD	24.224
34	79 T. ALONSO	24.251

SEG. 2		
1	6 J. BUIS	34.479
2	65 F. FLEERACKERS	34.516
3	91 M. VANNUCCI	34.580
4	34 X. ARTIGAS	34.625
5	71 L. VENEMAN	34.635
6	23 E. BARTOLINI	34.637
7	98 T. BENETTI	34.643
8	47 A. TORRES	34.649
9	16 A. FUERTES	34.690
10	36 D. PONCET	34.693
11	41 I. PERISTERAS	34.744
12	38 D. SALVADOR	34.744
13	55 H. DESSOY	34.746
14	68 K. BEEKMANS	34.750
15	11 M. SORRENTI	34.825
16	18 B. IERACI	34.828
17	33 G. SANCHEZ	34.850
18	73 F. SEABRIGHT	34.899
19	50 C. THOMPSON	34.917
20	43 M. GAGGI	34.940
21	26 M. GENNAI	34.976
22	40 J. CORREA	34.977
23	77 J. OSUNA	34.978
24	69 A. DI PERSIO	34.989
25	39 J. RISUENO	35.036
26	93 A. AGASKA	35.165
27	89 T. AKSU	35.177
28	7 B. FERNANDEZ	35.183
29	12 H. MAIER	35.256
30	66 P. TONN	35.317
31	27 F. MULYA	35.396
32	21 T. SOVICKA	35.429
33	92 G. CAZARD	35.627
34	79 T. ALONSO	36.015

SEG. 3		
1	65 F. FLEERACKERS	26.313
2	34 X. ARTIGAS	26.403
3	38 D. SALVADOR	26.435
4	6 J. BUIS	26.481
5	71 L. VENEMAN	26.500
6	68 K. BEEKMANS	26.530
7	55 H. DESSOY	26.558
8	23 E. BARTOLINI	26.583
9	91 M. VANNUCCI	26.585
10	50 C. THOMPSON	26.592
11	16 A. FUERTES	26.600
12	36 D. PONCET	26.607
13	98 T. BENETTI	26.613
14	18 B. IERACI	26.637
15	33 G. SANCHEZ	26.672
16	73 F. SEABRIGHT	26.690
17	47 A. TORRES	26.694
18	77 J. OSUNA	26.734
19	43 M. GAGGI	26.734
20	11 M. SORRENTI	26.805
21	69 A. DI PERSIO	26.842
22	40 J. CORREA	26.844
23	26 M. GENNAI	26.850
24	39 J. RISUENO	26.938
25	41 I. PERISTERAS	26.947
26	12 H. MAIER	26.962
27	7 B. FERNANDEZ	26.991
28	93 A. AGASKA	27.002
29	89 T. AKSU	27.016
30	66 P. TONN	27.022
31	27 F. MULYA	27.145
32	21 T. SOVICKA	27.310
33	92 G. CAZARD	27.468
34	79 T. ALONSO	27.599

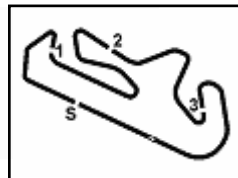
SEG. 4		
1	6 J. BUIS	24.113
2	33 G. SANCHEZ	24.212
3	65 F. FLEERACKERS	24.289
4	71 L. VENEMAN	24.316
5	16 A. FUERTES	24.348
6	47 A. TORRES	24.401
7	26 M. GENNAI	24.425
8	50 C. THOMPSON	24.463
9	91 M. VANNUCCI	24.466
10	38 D. SALVADOR	24.477
11	93 A. AGASKA	24.479
12	11 M. SORRENTI	24.481
13	68 K. BEEKMANS	24.489
14	36 D. PONCET	24.524
15	23 E. BARTOLINI	24.548
16	43 M. GAGGI	24.607
17	98 T. BENETTI	24.610
18	39 J. RISUENO	24.622
19	55 H. DESSOY	24.639
20	73 F. SEABRIGHT	24.652
21	77 J. OSUNA	24.653
22	18 B. IERACI	24.654
23	89 T. AKSU	24.656
24	69 A. DI PERSIO	24.688
25	34 X. ARTIGAS	24.693
26	40 J. CORREA	24.702
27	12 H. MAIER	24.715
28	7 B. FERNANDEZ	24.732
29	41 I. PERISTERAS	24.764
30	27 F. MULYA	24.865
31	21 T. SOVICKA	24.931
32	66 P. TONN	25.018
33	92 G. CAZARD	25.208
34	79 T. ALONSO	25.262

27/03/2026

These data/results cannot be reproduced, stored and/or transmitted in whole or in part by any manner of electronic, mechanical, photocopying, recording, broadcasting or otherwise now known or herein after developed without the previous express consent by the copyright owner, except for reproduction in daily press and regular printed publications on sale to the public within 60 days of the event related to those data/results and always provided that copyright symbol appears together as follows below.

© DORNA WSBK ORGANIZATION Srl 2026





Portimao 4.492 m

Pirelli Portuguese Round, 27-29 March 2026
Ideal Times Free Practice

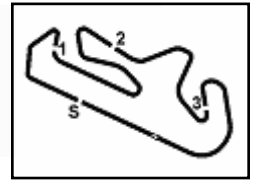
No.	Rider	Nat	Bike	Seg. 1	Seg. 2	Seg. 3	Seg. 4	Ideal Time		
				Diff. 1	Diff. 2	Diff. 3	Diff. 4	Best Lap	Pos.	Diff.
1	6 J. BUIS	NED	Suzuki GSX-BR	23.495 +0.048	34.479	26.481	24.113 +0.364	1'48.568 1'48.980	3	0.412
2	65 F. FLEERACKERS	BEL	Suzuki GSX-BR	23.463	34.516	26.313 +0.040	24.289 +0.202	1'48.581 1'48.823	1	0.242
3	71 L. VENEMAN	NED	Kawasaki ZX-6R 636	23.309	34.635 +0.097	26.500 +0.044	24.316	1'48.760 1'48.901	2	0.141
4	91 M. VANNUCCI	ITA	Aprilia RS 660 Factory	23.487 +0.151	34.580	26.585	24.466 +0.126	1'49.118 1'49.395	5	0.277
5	16 A. FUERTES	ESP	Kawasaki ZX-6R 636	23.562 +0.207	34.690 +0.088	26.600 +0.028	24.348	1'49.200 1'49.523	8	0.323
6	38 D. SALVADOR	ESP	Kawasaki ZX-6R 636	23.548	34.744 +0.066	26.435	24.477 +0.042	1'49.204 1'49.312	4	0.108
7	23 E. BARTOLINI	ITA	Triumph Daytona 660	23.460 +0.128	34.637	26.583	24.548 +0.190	1'49.228 1'49.546	9	0.318
8	68 K. BEEKMANS	NED	Suzuki GSX-BR	23.488 +0.203	34.750	26.530	24.489 +0.086	1'49.257 1'49.546	10	0.289
9	98 T. BENETTI	ITA	Aprilia RS 660 Factory	23.394 +0.317	34.643 +0.244	26.613	24.610	1'49.260 1'49.821	14	0.561
10	34 X. ARTIGAS	ESP	Kawasaki ZX-6R 636	23.597 +0.074	34.625 +0.041	26.403	24.693	1'49.318 1'49.433	7	0.115
11	47 A. TORRES	ESP	Kawasaki ZX-6R 636	23.651	34.649	26.694	24.401 +0.019	1'49.395 1'49.414	6	0.019
12	33 G. SANCHEZ	ESP	Yamaha YZF-R7	23.673	34.850 +0.086	26.672 +0.262	24.212	1'49.407 1'49.755	12	0.348
13	36 D. PONCET	FRA	Honda CBR600R	23.734	34.693 +0.003	26.607 +0.135	24.524 +0.052	1'49.558 1'49.748	11	0.190
14	55 H. DESOY	GBR	Triumph Daytona 660	23.673 +0.192	34.746 +0.057	26.558	24.639	1'49.616 1'49.865	15	0.249
15	50 C. THOMPSON	AUS	Yamaha YZF-R7	23.656	34.917 +0.218	26.592 +0.188	24.463	1'49.628 1'50.034	16	0.406
16	18 B. IERACI	ITA	Triumph Daytona 660	23.569	34.828	26.637	24.654 +0.109	1'49.688 1'49.797	13	0.109
17	41 I. PERISTERAS	GRE	Aprilia RS 660 Factory	23.286 +0.462	34.744	26.947	24.764 +0.099	1'49.741 1'50.302	20	0.561
18	11 M. SORRENTI	ITA	Aprilia RS 660 Factory	23.741 +0.086	34.825 +0.093	26.805	24.481 +0.004	1'49.852 1'50.035	17	0.183
19	26 M. GENNAI	ITA	Yamaha YZF-R7	23.728 +0.317	34.976 +0.102	26.850	24.425	1'49.979 1'50.398	22	0.419
20	73 F. SEABRIGHT	GBR	Triumph Daytona 660	23.835 +0.063	34.899	26.690	24.652 +0.009	1'50.076 1'50.148	18	0.072
21	43 M. GAGGI	ITA	Yamaha YZF-R7	23.836 +0.151	34.940	26.734	24.607	1'50.117 1'50.268	19	0.151
22	69 A. DI PERSIO	ITA	Yamaha YZF-R7	23.676 +0.275	34.989	26.842	24.688 +0.064	1'50.195 1'50.534	23	0.339
23	40 J. CORREA	USA	Kawasaki ZX-6R 636	23.741	34.977 +0.008	26.844 +0.031	24.702 +0.046	1'50.264 1'50.349	21	0.085
24	77 J. OSUNA	ESP	Kawasaki ZX-6R 636	23.922 +0.016	34.978 +0.045	26.734 +0.091	24.653 +0.163	1'50.287 1'50.602	25	0.315
25	39 J. RISUENO	ESP	Kawasaki ZX-6R 636	23.878 +0.020	35.036	26.938 +0.013	24.622 +0.074	1'50.474 1'50.581	24	0.107
26	93 A. AGASKA	INA	Yamaha YZF-R7	23.846 +0.342	35.165	27.002 +0.132	24.479 +0.086	1'50.492 1'51.052	27	0.560
27	12 H. MAIER	BRA	Yamaha YZF-R7	23.765	35.256 +0.038	26.962 +0.104	24.715 +0.168	1'50.698 1'51.008	26	0.310
28	7 B. FERNANDEZ	ESP	Kove 450RR	23.917 +0.210	35.183	26.991 +0.174	24.732 +0.127	1'50.823 1'51.334	29	0.511
29	89 T. AKSU	AUS	Yamaha YZF-R7	23.990 +0.042	35.177 +0.299	27.016 +0.124	24.656	1'50.839 1'51.304	28	0.465
30	27 F. MULYA	INA	Yamaha YZF-R7	23.894	35.396 +0.374	27.145	24.865 +0.094	1'51.300 1'51.768	31	0.468
31	66 P. TONN	GER	Kove 450RR	24.037	35.317	27.022 +0.046	25.018 +0.147	1'51.394 1'51.587	30	0.193
32	21 T. SOVICKA	CZE	Yamaha YZF-R7	24.111 +0.209	35.429 +0.226	27.310 +0.090	24.931	1'51.781 1'52.306	32	0.525
33	92 G. CAZARD	FRA	Yamaha YZF-R7	24.224 +0.033	35.627 +0.062	27.468	25.208 +0.050	1'52.527 1'52.672	33	0.145
34	79 T. ALONSO	POR	Yamaha YZF-R7	24.251	36.015	27.599 +0.026	25.262	1'53.127 1'53.153	34	0.026
Overall Ideal Time				23.286	34.479	26.313	24.113	1'48.191		

27/03/2026

These data/results cannot be reproduced, stored and/or transmitted in whole or in part by any manner of electronic, mechanical, photocopying, recording, broadcasting or otherwise now known or herein after developed without the previous express consent by the copyright owner, except for reproduction in daily press and regular printed publications on sale to the public within 60 days of the event related to those data/results and always provided that copyright symbol appears together as follows below.

© DORNA WSBK ORGANIZATION Srl 2026

FICR PERUGIA TIMING

Pirelli Portuguese Round, 27-29 March 2026
Chronological Analysis Free Practice

1° 65 F. FLEERACKERS [1'48.823]							
Lap	Seg1	Seg2	Seg3	Seg4	Lap Time	km/h	Local Time
1	23.733	36.557	27.454	24.529	1'49.400	240,8	9:42'43.812
2	23.749	34.689	26.689	24.289	1'49.757	239,7	9:44'33.212
3	23.718	34.681	26.513	24.362	1'49.274	245,7	9:48'12.243
4	23.945	34.735	26.313	24.297	1'49.290	244,1	9:50'01.533
5	23.884	34.884	26.599	45.168	2'10.535CP	245,7	9:52'12.068
6	58.473	35.040	26.560	24.412	2'24.485P		9:54'36.553
7	23.463	34.516	26.353	24.491	1'48.823	239,2	9:56'25.376
8	23.658	34.788	26.585	24.464	1'49.495	236,6	9:58'14.871
9	23.557	34.956	26.461	24.445	1'49.419	236,6	10:00'04.290
10	23.650	34.742	26.521	24.525	1'49.438	237,1	10:01'53.728
11	23.601	34.776	26.543	24.532	1'49.452	238,2	10:03'43.180
12	23.591	34.716	26.394	24.349	1'49.050	237,6	10:05'32.230

1	24.172	38.120	28.736	25.005			9:42'36.394
2	24.601	35.138	26.875	24.578	1'50.763	238,7	9:44'27.157
3	23.487	35.233	27.108	24.466	1'51.408	239,2	9:46'18.565
4	23.569	34.764	27.195	24.676	1'50.412	240,3	9:48'08.977
5	23.688	34.880	26.719	24.603	1'49.655	239,7	9:49'58.632
6	23.854	34.880	26.684	24.495	1'49.747	244,1	9:51'48.379
7	1'56.071	36.068	27.343	44.710	2'11.257P	238,2	9:53'59.636
8	24.707	34.875	27.733	24.756	3'24.628P		9:57'24.264
9	23.679	34.789	26.857	24.679	1'51.118	236,6	9:59'15.382
10	23.669	34.637	26.706	24.763	1'49.937	236,6	10:01'05.319
11	23.638	34.580	26.689	24.557	1'49.552	236,6	10:02'54.871
12	23.644	34.967	26.585	24.592	1'49.395	237,1	10:04'44.266
			26.771	24.759	1'50.141	235,6	10:06'34.407

2° 71 L. VENEMAN [1'48.901]							
Lap	Seg1	Seg2	Seg3	Seg4	Lap Time	km/h	Local Time
1	23.872	36.807	27.445	24.904			9:43'13.034
2	23.634	35.378	26.832	24.495	1'50.577	233,0	9:45'03.611
3	23.603	34.886	26.724	24.448	1'49.908	231,5	9:46'53.519
4	23.450	34.912	27.650	24.582	1'50.721	233,0	9:48'44.240
5	23.552	34.745	26.720	24.350	1'49.432	234,5	9:50'33.672
6	23.427	34.745	26.562	24.351	1'49.210	232,5	9:52'22.882
7	23.427	34.635	26.597	24.320	1'48.979	233,5	9:54'11.861
8	26.479	34.945	26.884	24.608	1'52.916	229,1	9:56'04.777
9	23.554	34.973	26.810	46.535	2'11.872P	232,5	9:58'16.649
10	2'28.161	35.372	27.152	25.314	3'55.999P		10:02'12.648
11	23.309	34.732	26.544	24.316	1'48.901	236,6	10:04'01.549
12	23.510	34.833	26.500	24.390	1'49.233	232,0	10:05'50.782

6° 47 A. TORRES [1'49.414]							
Lap	Seg1	Seg2	Seg3	Seg4	Lap Time	km/h	Local Time
1	24.064	36.612	27.350	24.858			9:43'07.408
2	23.952	34.946	26.767	24.401	1'50.178	235,1	9:44'57.586
3	24.028	35.418	27.479	24.878	1'51.727	240,3	9:46'49.313
4	23.852	34.988	26.959	24.656	1'50.631	231,5	9:48'39.944
5	23.772	35.071	28.223	24.890	1'52.036	232,5	9:50'31.980
6	23.794	34.826	26.719	24.455	1'49.772	233,0	9:52'21.752
7	23.651	35.039	28.095	24.656	1'51.584	233,5	9:54'13.336
8	23.960	34.649	26.694	24.420	1'49.414	234,5	9:56'02.750
9	23.960	35.223	26.916	48.578	2'14.677P	237,6	9:58'17.427
10	5'12.140	35.306	26.898	24.790	6'39.134P		10:04'56.561
11	23.733	34.782	26.798	24.674	1'49.987	233,0	10:06'46.548

3° 6 J. BUIS [1'48.980]							
Lap	Seg1	Seg2	Seg3	Seg4	Lap Time	km/h	Local Time
1	23.676	36.958	27.785	24.541			9:42'44.074
2	23.571	34.841	26.539	24.113	1'49.169	244,6	9:44'33.243
3	23.543	34.660	26.585	24.524	1'49.340	237,1	9:46'22.583
4	23.495	34.479	26.481	24.477	1'48.980	237,1	9:48'11.563
5	23.685	34.950	26.549	24.599	1'49.593	239,2	9:50'01.156
6	23.685	34.938	26.536	24.509	1'49.668	240,3	9:51'50.824
7	23.847	34.678	26.588	24.952	1'50.065	244,6	9:53'40.889
8	26.861	35.524	26.785	45.007	2'14.177P	233,0	9:55'55.066
9	1'26.773	36.048	27.085	24.969	2'54.875P		9:58'49.941
10	23.947	35.436	26.827	24.807	1'51.017	233,5	10:00'40.958
11	25.851	35.254	26.823	24.781	1'52.709	233,0	10:02'33.667
12	23.958	35.096	26.560	24.876	1'50.490	233,5	10:04'24.157
13	23.998	35.166	26.744	24.869	1'50.777	233,0	10:06'14.934

7° 34 X. ARTIGAS [1'49.433]							
Lap	Seg1	Seg2	Seg3	Seg4	Lap Time	km/h	Local Time
1	23.870	36.007	27.234	25.408			9:43'14.610
2	3'28.317	35.653	27.239	43.920	5'15.129P	231,0	9:45'25.249
3	5'07.461	35.212	26.619	24.948	6'34.240P		9:50'40.378
4	23.867	34.787	26.517	24.792	1'49.963	229,1	9:59'04.581
5	23.671	34.666	26.403	24.693	1'49.433	231,0	10:00'54.014
6	23.696	34.625	26.462	24.924	1'49.707	227,6	10:02'43.721
7	23.597	34.672	26.533	24.820	1'49.622	236,1	10:04'33.343
8	26.586	35.521	26.710	25.088	1'53.905	229,6	10:06'27.248

4° 38 D. SALVADOR [1'49.312]							
Lap	Seg1	Seg2	Seg3	Seg4	Lap Time	km/h	Local Time
1	23.978	36.461	27.458	24.856			9:43'06.688
2	23.886	35.049	27.121	24.592	1'50.740	230,1	9:44'57.428
3	23.722	36.573	27.668	25.104	1'53.231	229,1	9:46'50.659
4	23.722	34.870	26.622	24.477	1'49.691	231,5	9:48'40.350
5	23.658	35.061	26.592	24.718	1'50.029	235,6	9:50'30.379
6	23.736	34.769	26.757	24.705	1'49.967	230,1	9:52'20.346
7	24.631	35.218	28.002	24.489	1'52.340	230,1	9:54'12.686
8	23.617	34.744	26.662	24.719	1'49.742	232,0	9:56'02.428
9	24.042	35.114	26.814	48.812	2'14.782P	231,0	9:58'17.210
10	4'15.130	34.810	26.539	24.548	5'41.027P		10:03'58.237
11	23.548	34.810	26.435	24.519	1'49.312	233,5	10:05'47.549

8° 16 A. FUERTES [1'49.523]							
Lap	Seg1	Seg2	Seg3	Seg4	Lap Time	km/h	Local Time
1	23.706	38.905	28.918	25.486			9:42'39.649
2	23.761	35.484	26.721	24.487	1'50.398	244,1	9:44'30.047
3	23.562	34.873	26.600	24.479	1'49.713	238,2	9:46'19.760
4	24.944	36.042	27.035	24.384	1'49.671	238,2	9:48'09.431
5	23.603	36.042	26.981	24.623	1'52.590	244,1	9:50'02.021
6	23.603	35.169	26.847	24.601	1'50.220	241,3	9:51'52.241
7	23.769	34.778	26.628	24.348	1'49.523	237,6	9:53'41.764
8	24.581	35.898	28.119	43.822	2'12.420P	238,7	9:55'54.184
9	5'26.204	36.747	27.013	24.876	6'54.840P		10:02'49.024
10	24.053	35.007	26.816	24.675	1'50.551	228,6	10:04'39.575
11	23.867	34.956	26.869	24.788	1'50.480	231,0	10:06'30.055

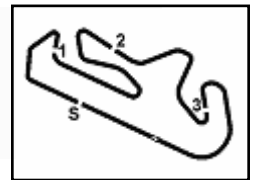
5° 91 M. VANNUCCI [1'49.395]							
Lap	Seg1	Seg2	Seg3	Seg4	Lap Time	km/h	Local Time
1	23.588	36.986	27.097	24.675			9:43'07.658
2	23.832	34.637	26.583	24.738	1'49.546	241,9	9:44'57.204
3	23.716	35.800	28.243	25.832	1'53.707	233,0	9:46'50.911
4	23.460	34.964	26.731	24.548	1'49.959	236,6	9:48'40.870
5	7'28.779	35.076	27.431	47.172	2'13.139P	238,2	9:50'54.009
6	24.324	36.234	28.013	25.534	8'58.560P		9:59'52.569
7		35.726	27.386	25.496	1'52.932	232,0	10:01'45.501

9° 23 E. BARTOLINI [1'49.546]							
Lap	Seg1	Seg2	Seg3	Seg4	Lap Time	km/h	Local Time
1	23.588	36.986	27.097	24.675			9:43'07.658
2	23.832	34.637	26.583	24.738	1'49.546	241,9	9:44'57.204
3	23.716	35.800	28.243	25.832	1'53.707	233,0	9:46'50.911
4	23.460	34.964	26.731	24.548	1'49.959	236,6	9:48'40.870
5	7'28.779	35.076	27.431	47.172	2'13.139P	238,2	9:50'54.009
6	24.324	36.234	28.013	25.534	8'58.560P		9:59'52.569
7		35.726	27.386	25.496	1'52.932	232,0	10:01'45.501

27/03/2026 P = Pits In/Out - C = Lap Time Cancelled

These data/results cannot be reproduced, stored and/or transmitted in whole or in part by any manner of electronic, mechanical, photocopying, recording, broadcasting or otherwise now known or herein after developed without the previous express consent by the copyright owner, except for reproduction in daily press and regular printed publications on sale to the public within 60 days of the event related to those data/results and always provided that copyright symbol appears together as follows below.

© DORNA WSBK ORGANIZATION Srl 2026



Pirelli Portuguese Round, 27-29 March 2026
Chronological Analysis Free Practice

7	24.225	35.313	26.834	24.710	1'51.082	232,0	10:03'36.583
8	23.664	34.769	26.721	24.625	1'49.779	236,6	10:05'26.362

8	1'30.700	36.336	27.771	25.274	3'00.081P		9:59'00.652
9	24.362	35.387	26.966	25.008	1'51.723	233,0	10:00'52.375
10	23.973	35.157	26.996	24.907	1'51.033	232,5	10:02'43.408
11	23.740	35.107	26.639	24.766	1'50.252	233,5	10:04'33.660
12	26.528	35.468	26.968	24.897	1'53.861	232,5	10:06'27.521

10° 68 K. BEEKMANS [1'49.546]

Lap	Seg1	Seg2	Seg3	Seg4	Lap Time	km/h	Local Time
		38.008	29.733	25.240			9:42'30.759
1	23.689	35.684	27.114	24.592	1'51.079C	243,5	9:44'21.838
2	23.826	35.028	26.617	24.352	1'49.823C	235,6	9:46'11.661
3	24.172	35.035	27.859	24.666	1'51.732	235,6	9:48'03.393
4	26.955	35.365	26.959	25.059	1'54.338	239,7	9:49'57.731
5	23.691	34.750	26.530	24.575	1'49.546	236,6	9:51'47.277
6	25.141	35.327	27.353	44.742	2'12.563P	236,1	9:53'59.840
7	6'19.210	35.162	26.886	24.575	7'45.833P		10:01'45.673
8	23.860	34.786	26.695	24.489	1'49.830	238,7	10:03'35.503
9	23.488	37.008	26.788	24.566	1'51.850	235,1	10:05'27.353

15° 55 H. DESSOY [1'49.865]

Lap	Seg1	Seg2	Seg3	Seg4	Lap Time	km/h	Local Time
			36.847	27.145			9:42'05.934
1	24.500	36.002	27.019	46.468	2'13.989P	227,2	9:44'19.923
2	3'11.875	36.500	27.349	25.344	4'41.068P		9:49'00.991
3	24.624	35.497	26.972	25.093	1'52.186	226,7	9:50'53.177
4	24.277	35.486	26.752	24.952	1'51.467	225,8	9:52'44.644
5	24.128	35.098	26.809	24.941	1'50.976	227,2	9:54'35.620
6	24.105	35.188	26.625	24.743	1'50.661	228,6	9:56'26.281
7	23.673	34.865	26.734	24.752	1'50.024	233,0	9:58'16.305
8	23.819	34.926	26.892	24.842	1'50.479	231,5	10:00'06.784
9	23.865	34.803	26.558	24.639	1'49.865	229,6	10:01'56.649
10	23.767	34.746	26.802	24.661	1'49.976	235,6	10:03'46.625
11	28.053	35.732	26.773	24.861	1'55.419	234,5	10:05'42.044

11° 36 D. PONCET [1'49.748]

Lap	Seg1	Seg2	Seg3	Seg4	Lap Time	km/h	Local Time
		36.560	27.404	24.797			9:43'01.104
1	23.943	35.086	26.650	24.524	1'50.203	234,5	9:44'51.307
2	24.057	34.865	26.607	24.547	1'50.076	234,0	9:46'41.383
3	23.788	35.017	26.849	24.591	1'50.245	235,1	9:48'31.628
4	23.886	34.711	26.766	44.177	2'09.540P	235,6	9:50'41.168
5	5'56.456	35.396	26.786	24.551	7'23.189P		9:58'04.357
6	23.734	34.696	26.742	24.576	1'49.748	234,5	9:59'54.105
7	23.779	34.894	27.375	25.402	1'51.450	238,2	10:01'45.555
8	23.772	34.693	26.730	24.635	1'49.830	236,1	10:03'35.385
9	23.807	34.776	26.628	24.556	1'49.767	233,5	10:05'25.152

16° 50 C. THOMPSON [1'50.034]

Lap	Seg1	Seg2	Seg3	Seg4	Lap Time	km/h	Local Time
			37.899	29.039			9:42'31.592
1	24.093	35.989	27.261	24.448	1'51.791C	244,1	9:44'23.383
2	24.488	35.540	27.056	24.703	1'51.787	244,6	9:46'15.170
3	23.941	34.917	26.956	24.502	1'50.316	235,6	9:48'05.486
4	24.095	38.078	27.010	24.645	1'53.828	243,0	9:49'59.314
5	23.656	35.135	26.780	24.463	1'50.034	239,2	9:51'49.348
6	23.796	35.686	26.981	46.492	2'12.955P	237,1	9:54'02.303
7	6'26.828	35.341	26.782	24.801	7'53.752P		10:01'56.055
8	23.906	35.067	26.804	24.725	1'50.502	233,0	10:03'46.557
9	23.880	35.029	26.592	24.761	1'50.262	233,5	10:05'36.819

12° 33 G. SANCHEZ [1'49.755]

Lap	Seg1	Seg2	Seg3	Seg4	Lap Time	km/h	Local Time
		38.160	29.597	25.403			9:42'30.667
1	24.325	36.209	27.328	24.653	1'52.515C	237,1	9:44'23.182
2	24.881	36.039	27.075	24.527	1'52.522	237,6	9:46'15.704
3	23.673	34.936	26.934	24.212	1'49.755	243,0	9:48'05.459
4	23.935	35.957	27.104	51.778	2'18.774P	240,8	9:50'24.233
5	5'24.063	35.340	26.819	24.724	6'50.946P		9:57'15.179
6	23.731	34.850	26.672	24.503	1'49.756	239,7	9:59'04.935
7	24.579	35.323	26.994	24.838	1'51.734	241,9	10:00'56.669
8	23.997	35.376	26.814	24.776	1'50.963	234,5	10:02'47.632
9	24.071	35.252	26.953	24.862	1'51.138	232,5	10:04'38.770
10	23.925	35.389	27.008	24.900	1'51.222	234,5	10:06'29.992

17° 11 M. SORRENTI [1'50.035]

Lap	Seg1	Seg2	Seg3	Seg4	Lap Time	km/h	Local Time
			37.258	27.860			9:42'37.722
1	23.983	35.376	27.137	24.779	1'51.275	233,5	9:44'28.997
2	23.827	34.918	26.805	24.485	1'50.035	237,1	9:46'19.032
3	23.982	34.825	26.906	24.481	1'50.194	240,3	9:48'09.226
4	24.147	35.290	27.254	24.584	1'51.275	243,0	9:50'00.501
5	23.741	34.841	26.863	24.716	1'50.161C	243,0	9:51'50.662
6	23.837	35.467	26.849	24.501	1'50.654	237,6	9:53'41.316
7	24.087	35.019	28.296	46.943	2'14.345P	240,8	9:55'55.661
8	2'08.597	35.571	27.160	24.862	3'36.190P		9:59'31.851
9	23.806	35.101	26.910	24.817	1'50.634	234,0	10:01'22.485
10	24.029	34.886	26.890	24.791	1'50.596	233,5	10:03'13.081
11	23.817	34.993	27.051	24.778	1'50.639	235,1	10:05'03.720

13° 18 B. IERACI [1'49.797]

Lap	Seg1	Seg2	Seg3	Seg4	Lap Time	km/h	Local Time
		1'42.036	38.783	57.999			9:45'17.667
1	4'42.325	45.477	34.914	51.043	6'53.759P		9:52'11.426
2	5'43.455	35.535	26.809	24.654	7'10.453P		9:59'21.879
3	23.821	35.012	26.790	24.712	1'50.335	234,0	10:01'12.214
4	23.644	34.925	26.679	24.704	1'49.952	231,5	10:03'02.166
5	23.569	34.828	26.637	24.763	1'49.797	231,5	10:04'51.963
6	23.685	34.911	26.802	24.906	1'50.304	231,5	10:06'42.267

18° 73 F. SEABRIGHT [1'50.148]

Lap	Seg1	Seg2	Seg3	Seg4	Lap Time	km/h	Local Time
			36.850	27.516			9:42'06.728
1	23.952	35.864	27.157	24.652	1'51.625	232,0	9:43'58.353
2	44.749	43.440	31.620	46.746	2'46.555CP	230,6	9:46'44.908
3	10'09.679	35.898	27.147	24.944	11'37.668P		9:58'22.576
4	24.111	35.259	26.791	24.745	1'50.906	225,8	10:00'13.482
5	23.898	34.899	26.690	24.661	1'50.148	226,2	10:02'03.630
6	23.835	35.032	26.713	24.772	1'50.352	227,6	10:03'53.982
7	24.038	35.082	26.779	24.739	1'50.638	224,8	10:05'44.620

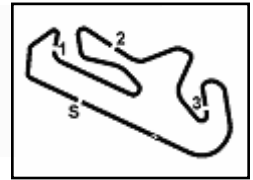
14° 98 T. BENETTI [1'49.821]

Lap	Seg1	Seg2	Seg3	Seg4	Lap Time	km/h	Local Time
		38.294	28.447	25.497			9:42'39.534
1	24.066	35.626	27.088	24.869	1'51.649	240,8	9:44'31.183
2	24.000	35.030	27.459	24.921	1'51.410	246,3	9:46'22.593
3	23.873	34.643	26.935	24.626	1'50.077	238,7	9:48'12.670
4	23.711	34.887	26.613	24.610	1'49.821	245,7	9:50'02.491
5	23.394	35.192	29.808	24.940	1'53.334	245,2	9:51'55.825
6	23.753	35.097	26.853	24.739	1'50.442	237,1	9:53'46.267
7	23.951	35.547	28.594	46.212	2'14.304P	235,1	9:56'00.571

19° 43 M. GAGGI [1'50.268]

Lap	Seg1	Seg2	Seg3	Seg4	Lap Time	km/h	Local Time
			38.176	28.905			9:42'29.594

27/03/2026 P = Pits In/Out - C = Lap Time Cancelled



Portimao 4.492 m

Pirelli Portuguese Round, 27-29 March 2026
Chronological Analysis Free Practice

3 / 4

1	24.475	36.189	27.608	24.746	1'53.018C	231,5	9:44'22.612
2	24.094	35.244	26.970	24.779	1'51.087	241,9	9:46'13.699
3	23.871	35.104	26.921	24.624	1'50.520	235,1	9:48'04.219
4	26.642	37.138	27.660	24.800	1'56.240	236,6	9:50'00.459
5	23.981	34.975	26.742	24.656	1'50.354C	239,7	9:51'50.813
6	23.987	34.940	26.734	24.607	1'50.268	237,6	9:53'41.081
7	24.159	35.925	27.266	48.160	2'15.510P	239,7	9:55'56.591
8	4'25.335	35.687	27.040	24.997	5'53.059P		10:01'49.650
9	23.836	35.172	26.884	24.726	1'50.618	233,0	10:03'40.268
10	23.988	35.259	26.856	24.805	1'50.908	236,6	10:05'31.176

8	24.445	36.585	27.492	24.688	1'53.210	234,0	10:05'42.877
24° 39 J. RISUENO [1'50.581]							
Lap	Seg1	Seg2	Seg3	Seg4	Lap Time	km/h	Local Time
		38.337	27.335	24.892			9:42'06.072
1	24.095	35.994	27.155	24.685	1'51.929	233,0	9:43'58.001
2	24.086	35.539	27.007	24.622	1'51.254	231,0	9:45'49.255
3	24.018	36.332	27.052	24.773	1'52.175	228,6	9:47'41.430
4	23.950	35.541	26.964	24.710	1'51.165	232,0	9:49'32.595
5	26.058	36.254	27.710	46.322	2'16.344P	231,5	9:51'48.939
6	4'33.765	37.536	31.242	24.797	6'07.340P		9:57'56.279
7	23.878	35.518	27.216	24.762	1'51.374	233,0	9:59'47.653
8	24.041	35.141	26.938	24.779	1'50.899	229,6	10:01'38.552
9	24.042	35.231	27.038	24.857	1'51.168	228,6	10:03'29.720
10	23.898	35.036	26.951	24.696	1'50.581	229,1	10:05'20.301

20° 41 I. PERISTERAS [1'50.302]							
Lap	Seg1	Seg2	Seg3	Seg4	Lap Time	km/h	Local Time
		37.662	29.217	25.129			9:42'30.430
1	24.313	35.720	27.244	24.754	1'52.031C	240,3	9:44'22.461
2	23.951	34.892	26.920	24.772	1'50.535C	236,6	9:46'12.996
3	23.748	34.744	26.947	24.863	1'50.302	236,6	9:48'03.298
4	27.236	37.711	27.577	24.764	1'57.288	207,2	9:50'00.586
5	23.286	34.948	26.766	24.700	1'49.700C	246,8	9:51'50.286
6	23.793	37.359	28.647	48.313	2'18.112P	236,1	9:54'08.398
7	5'58.108	37.358	30.975	25.620	7'32.061P		10:01'40.459
8	23.889	39.012	29.618	24.836	1'57.355	239,2	10:03'37.814
9	23.897	35.286	27.061	25.103	1'51.347	246,3	10:05'29.161

25° 77 J. OSUNA [1'50.602]							
Lap	Seg1	Seg2	Seg3	Seg4	Lap Time	km/h	Local Time
		37.881	29.599	25.546			9:42'42.051
1	24.241	35.505	27.408	24.835	1'51.989	228,1	9:44'34.040
2	23.922	35.154	26.752	24.777	1'50.605	234,5	9:46'24.645
3	23.938	35.023	26.825	24.816	1'50.602	235,1	9:48'15.247
4	24.099	35.090	26.734	24.962	1'50.885	232,5	9:50'06.132
5	24.036	34.978	26.769	24.911	1'50.694	231,0	9:51'56.826
6	24.125	35.451	27.256	47.583	2'14.415P	231,5	9:54'11.241
7	6'26.327	36.719	27.017	24.960	7'55.023P		10:02'06.264
8	23.989	34.986	26.870	24.909	1'50.754	229,1	10:03'57.018
9	24.002	35.398	26.837	24.653	1'50.890	229,1	10:05'47.908

21° 40 J. CORREA [1'50.349]							
Lap	Seg1	Seg2	Seg3	Seg4	Lap Time	km/h	Local Time
		37.220	27.658	25.464			9:42'04.926
1	24.414	35.961	27.320	25.070	1'52.765	227,2	9:43'57.691
2	24.110	35.296	27.161	25.002	1'51.569	228,6	9:45'49.260
3	24.214	35.572	27.052	25.024	1'51.862	229,1	9:47'41.122
4	24.011	35.573	26.972	24.888	1'51.444	230,1	9:49'32.566
5	24.227	35.255	27.845	26.633	1'53.960	230,6	9:51'26.526
6	24.093	35.346	27.001	24.871	1'51.311	229,6	9:53'17.837
7	24.293	36.243	27.347	45.167	2'13.050P	228,6	9:55'30.887
8	2'50.652	35.428	27.074	25.011	4'18.165P		9:59'49.052
9	23.959	35.074	26.844	24.702	1'50.579	234,0	10:01'39.631
10	23.741	34.985	26.875	24.748	1'50.349	236,1	10:03'29.980
11	23.935	34.977	26.948	24.860	1'50.720	236,1	10:05'20.700

26° 12 H. MAIER [1'51.008]							
Lap	Seg1	Seg2	Seg3	Seg4	Lap Time	km/h	Local Time
		37.305	28.268	25.319			9:42'11.430
1	24.525	35.871	27.658	25.123	1'53.177	230,1	9:44'04.607
2	24.929	39.643	29.626	25.197	1'59.395	228,6	9:46'04.002
3	23.992	35.565	27.349	25.033	1'51.939	233,0	9:47'55.941
4	25.179	37.230	32.338	27.604	2'02.351	227,6	9:49'58.292
5	23.765	35.294	27.066	24.883	1'51.008	235,6	9:51'49.300
6	24.206	35.475	27.312	47.296	2'14.289P	232,5	9:54'03.589
7	5'10.288	35.682	27.111	24.760	6'37.841P		10:00'41.430
8	25.060	35.891	27.356	24.801	1'53.108	233,0	10:02'34.538
9	23.898	35.256	28.507	25.376	1'53.037	231,5	10:04'27.575
10	24.119	35.305	26.962	24.715	1'51.101	232,0	10:06'18.676

22° 26 M. GENNAI [1'50.998]							
Lap	Seg1	Seg2	Seg3	Seg4	Lap Time	km/h	Local Time
		39.026	29.170	25.109			9:42'31.552
1	24.575	36.136	27.610	25.012	1'53.333	243,5	9:44'24.885
2	24.485	35.790	27.225	24.856	1'52.356C	239,2	9:46'17.241
3	24.172	35.538	27.525	24.818	1'52.053	238,2	9:48'09.294
4	23.728	35.369	27.094	24.925	1'51.116	243,5	9:50'00.410
5	24.209	34.976	27.002	24.528	1'50.715	237,1	9:51'51.125
6	24.045	35.078	26.850	24.425	1'50.398	239,7	9:53'41.523
7	24.087	35.253	27.311	45.297	2'11.948P	241,9	9:55'53.471
8	5'13.531	36.313	27.199	24.884	6'41.927P		10:02'35.398
9	24.347	35.005	27.008	24.824	1'51.184	235,1	10:04'26.582
10	24.051	35.319	26.931	25.182	1'51.483	236,6	10:06'18.065

27° 93 A. AGASKA [1'51.052]							
Lap	Seg1	Seg2	Seg3	Seg4	Lap Time	km/h	Local Time
		38.022	28.432	24.935	C		9:42'38.141
1	24.166	35.897	27.535	24.479	1'52.077	241,9	9:44'30.218
2	23.984	35.536	27.539	24.904	1'51.963	243,0	9:46'22.181
3	24.361	35.252	27.633	45.753	2'12.999P	236,6	9:48'35.180
4	7'42.288	46.545	27.277	24.935	9'21.045P		9:57'56.225
5	24.131	35.658	27.294	24.661	1'51.744	231,0	9:59'47.969
6	24.188	35.165	27.134	24.565	1'51.052	235,6	10:01'39.021
7	24.033	52.999	33.927	24.806	2'15.765	236,6	10:03'54.786
8	23.846	35.412	27.002	24.860	1'51.120	235,1	10:05'45.906

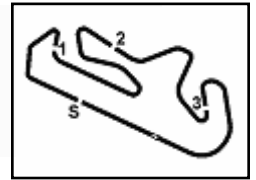
23° 69 A. DI PERSIO [1'50.534]							
Lap	Seg1	Seg2	Seg3	Seg4	Lap Time	km/h	Local Time
		37.522	28.561	25.366	C		9:42'37.686
1	24.347	35.272	27.476	24.810	1'51.905	235,1	9:44'29.591
2	24.354	35.600	28.328	45.644	2'13.926P	240,3	9:46'43.517
3	8'10.974	38.354	28.850	25.035	9'43.213P		9:56'26.730
4	23.720	35.114	27.209	24.834	1'50.877	240,8	9:58'17.607
5	23.909	35.270	27.027	24.773	1'50.979	236,6	10:00'08.586
6	23.951	34.989	26.842	24.752	1'50.534	235,1	10:01'59.120
7	23.676	35.059	26.990	24.822	1'50.547	236,1	10:03'49.667

28° 89 T. AKSU [1'51.304]							
Lap	Seg1	Seg2	Seg3	Seg4	Lap Time	km/h	Local Time
		38.191	28.336	25.228			9:42'38.641
1	24.147	35.824	27.481	24.755	1'52.207	240,3	9:44'30.848
2	24.390	35.540	27.608	24.962	1'52.500	238,7	9:46'23.348
3	23.990	35.718	27.545	25.118	1'52.371	243,0	9:48'15.719
4	24.014	35.520	27.227	25.141	1'51.902	237,1	9:50'07.621
5	26.148	37.389	28.765	49.712	2'22.014P	233,0	9:52'29.635

27/03/2026 P = Pits In/Out - C = Lap Time Cancelled

These data/results cannot be reproduced, stored and/or transmitted in whole or in part by any manner of electronic, mechanical, photocopying, recording, broadcasting or otherwise now known or herein after developed without the previous express consent by the copyright owner, except for reproduction in daily press and regular printed publications on sale to the public within 60 days of the event related to those data/results and always provided that copyright symbol appears together as follows below.

© DORNA WSBK ORGANIZATION Srl 2026



Portimao 4.492 m

4 / 4

Pirelli Portuguese Round, 27-29 March 2026
Chronological Analysis Free Practice

6	4'49.230	36.305	28.994	26.183	6'20.712P		9:58'50.347
7	24.032	35.476	27.140	24.656	1'51.304	234,0	10:00'41.651
8	24.049	36.269	27.530	25.128	1'52.976	236,1	10:02'34.627
9	24.090	35.177	27.300	25.211	1'51.778	231,5	10:04'26.405
10	24.458	35.404	27.016	24.825	1'51.703	228,6	10:06'18.108

33°		92 G. CAZARD [1'52.672]						
Lap	Seg.1	Seg.2	Seg.3	Seg.4	Lap Time	km/h	Local Time	
1	24.528	35.822	27.916	25.452	1'53.718	230,1	10:02'12.515	
2	24.224	35.627	27.651	25.208	1'52.710	229,6	10:04'05.225	
3	24.257	35.689	27.468	25.258	1'52.672	229,1	10:05'57.897	

29°		7 B. FERNANDEZ [1'51.334]						
Lap	Seg.1	Seg.2	Seg.3	Seg.4	Lap Time	km/h	Local Time	
		37.702	28.632	25.118			9:42'29.644	
1	24.213	36.096	28.165	24.826	1'53.300C	228,6	9:44'22.944	
2	24.875	35.858	27.201	24.732	1'52.666	234,0	9:46'15.610	
3	24.127	35.183	27.165	24.859	1'51.334	229,1	9:48'06.944	
4	24.497	35.771	27.281	24.824	1'52.373	234,0	9:49'59.317	
5	23.949	35.377	27.047	25.031	1'51.404C	234,5	9:51'50.721	
6	24.309	38.207	27.189	25.346	1'55.051	231,5	9:53'45.772	
7	24.180	35.431	26.994	25.019	1'51.624	232,5	9:55'37.396	
8	23.918	35.453	27.180	25.033	1'51.584	235,6	9:57'28.980	
9	24.019	35.296	27.060	24.983	1'51.358	231,0	9:59'20.338	
10	25.357	35.814	28.707	26.915	1'56.793	233,5	10:01'17.131	
11	24.072	35.320	27.318	25.252	1'51.962	235,6	10:03'09.093	
12	23.917	35.506	26.991	24.985	1'51.399	232,0	10:05'00.492	

34°		79 T. ALONSO [1'53.153]						
Lap	Seg.1	Seg.2	Seg.3	Seg.4	Lap Time	km/h	Local Time	
			39.988	29.157	25.295		9:42'31.517	
1	24.713	38.598	31.983	51.377	2'26.671P	239,7	9:44'58.188	
2	3'08.711	36.468	27.843	25.539	4'38.561P		9:49'36.749	
3	24.689	36.394	27.825	25.381	1'54.289	225,3	9:51'31.038	
4	24.433	38.559	29.160	50.507	2'22.659P	227,2	9:53'53.697	
5	4'01.349	36.394	27.727	25.384	5'30.854P		9:59'24.551	
6	24.313	36.080	27.599	25.310	1'53.302	230,6	10:01'17.853	
7	24.251	36.015	27.625	25.262	1'53.153	231,5	10:03'11.006	
8	24.282	36.084	27.729	25.380	1'53.475	229,6	10:05'04.481	

30°		66 P. TONN [1'51.587]						
Lap	Seg.1	Seg.2	Seg.3	Seg.4	Lap Time	km/h	Local Time	
		37.759	28.630	25.678			9:42'30.734	
1	25.214	36.139	27.437	25.214	1'54.004C	229,6	9:44'24.738	
2	24.390	35.792	27.196	25.025	1'52.403	236,1	9:46'17.141	
3	24.120	35.439	27.355	25.213	1'52.127	229,1	9:48'09.268	
4	24.332	35.333	27.130	25.125	1'51.920	231,0	9:50'01.188	
5	24.124	35.654	27.210	25.240	1'52.228	236,6	9:51'53.416	
6	24.125	35.570	27.077	25.147	1'51.919	235,6	9:53'45.335	
7	24.721	35.554	27.058	25.115	1'52.448	234,0	9:55'37.783	
8	24.037	35.317	27.068	25.165	1'51.587	236,1	9:57'29.370	
9	24.260	35.567	27.886	25.791	1'53.504	234,0	9:59'22.874	
10	24.204	35.832	27.809	25.363	1'53.208	233,5	10:01'16.082	
11	24.385	35.664	27.480	25.374	1'52.903	233,5	10:03'08.985	
12	24.253	35.399	27.022	25.018	1'51.692	234,0	10:05'00.677	

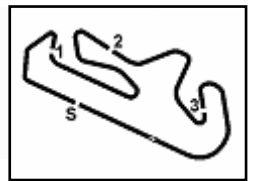
31°		27 F. MULVA [1'51.768]						
Lap	Seg.1	Seg.2	Seg.3	Seg.4	Lap Time	km/h	Local Time	
		37.956	29.072	25.235			9:42'31.238	
1	24.053	36.063	27.440	24.497	1'52.053C	244,1	9:44'23.291	
2	24.756	36.534	27.303	24.865	1'53.458	240,8	9:46'16.749	
3	24.214	36.414	30.942	46.154	2'17.724P	237,6	9:48'34.473	
4	9'48.560	36.383	28.051	25.416	11'18.410P		9:59'52.883	
5	24.237	36.372	27.276	24.946	1'52.831	237,6	10:01'45.714	
6	24.156	35.396	27.363	24.873	1'51.788	238,7	10:03'37.502	
7	23.894	35.770	27.145	24.959	1'51.768	236,1	10:05'29.270	

32°		21 T. SOVICKA [1'52.306]						
Lap	Seg.1	Seg.2	Seg.3	Seg.4	Lap Time	km/h	Local Time	
		37.458	28.223	25.592			9:42'14.615	
1	24.728	36.175	27.804	25.341	1'54.048C	235,1	9:44'08.663	
2	24.768	36.441	28.651	25.370	1'55.230	235,1	9:46'03.893	
3	24.320	35.655	27.400	24.931	1'52.306	229,1	9:47'56.199	
4	24.111	37.026	28.342	25.531	1'55.010	236,6	9:49'51.209	
5	24.368	35.984	28.043	45.103	2'13.498CP	230,1	9:52'04.707	
6	4'10.668	40.513	30.145	28.952	5'50.278P		9:57'54.985	
7	24.551	36.080	28.169	25.312	1'54.112	231,0	9:59'49.097	
8	24.385	35.429	27.310	25.208	1'52.332	230,6	10:01'41.429	
9	24.200	41.078	27.819	25.327	1'58.424	237,6	10:03'39.853	
10	24.201	35.751	27.382	25.174	1'52.508	234,5	10:05'32.361	

27/03/2026 P = Pits In/Out - C = Lap Time Cancelled

These data/results cannot be reproduced, stored and/or transmitted in whole or in part by any manner of electronic, mechanical, photocopying, recording, broadcasting or otherwise now known or herein after developed without the previous express consent by the copyright owner, except for reproduction in daily press and regular printed publications on sale to the public within 60 days of the event related to those data/results and always provided that copyright symbol appears together as follows below.

© DORNA WSBK ORGANIZATION Srl 2026



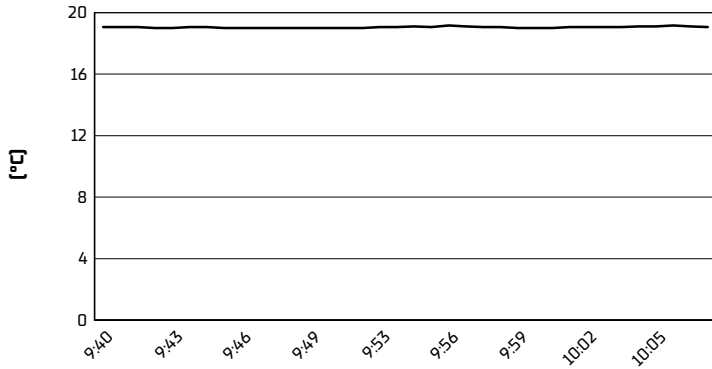
Portimao 4.492 m

Pirelli Portuguese Round, 27-29 March 2026

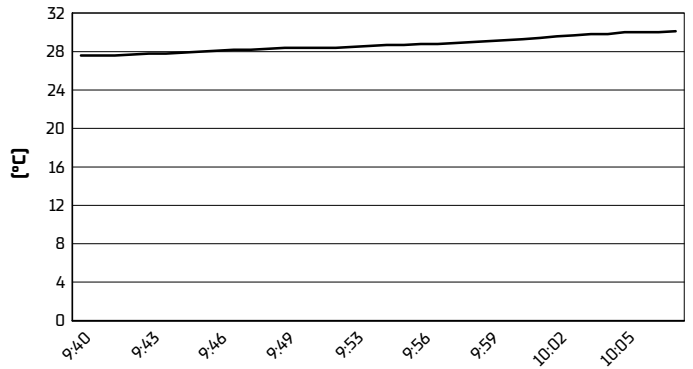
Weather Report Free Practice

Session started 09:40 - Session ended 10:08

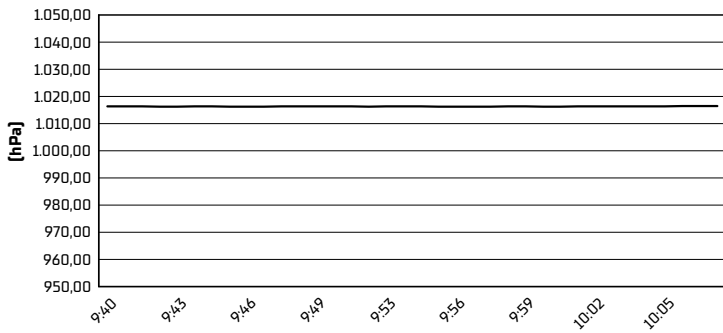
Air Temperature



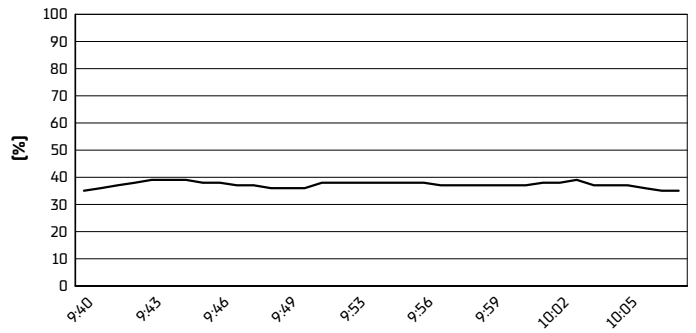
Track Temperature



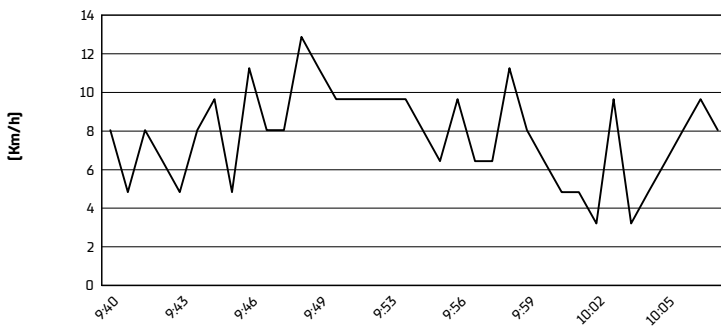
Air Pressure



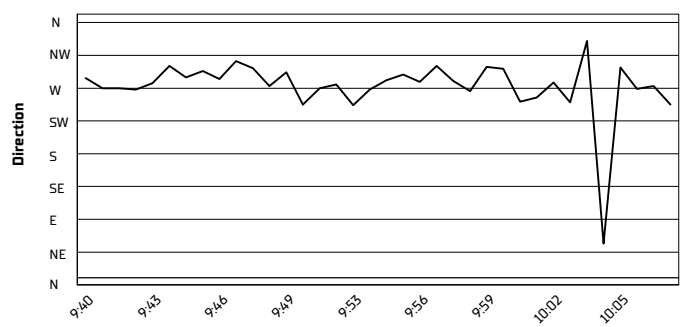
Humidity



Wind Speed



Wind Direction



27/03/2026

These data/results cannot be reproduced, stored and/or transmitted in whole or in part by any manner of electronic, mechanical, photocopying, recording, broadcasting or otherwise now known or herein after developed without the previous express consent by the copyright owner, except for reproduction in daily press and regular printed publications on sale to the public within 60 days of the event related to those data/results and always provided that copyright symbol appears together as follows below.

© DORNA WSBK ORGANIZATION Srl 2026