

Pirelli Portuguese Round, 27-29 March 2026
Results Tissot Superpole

No.	Rider	Nat	Team	Bike	Time	Gap	Rel.	Laps	Speed	
									Avg	Max
1	91 M. VANNUCCI	ITA	Revo-M2	Aprilia RS 660 Factory	1'48.553			10	148,971	246,8
2	65 F. FLEERACKERS	BEL	Track & Trades Wixx Racing	Suzuki GSX-8R	1'48.563	0.010	0.010	9	148,957	238,7
3	38 D. SALVADOR	ESP	Team ProDina Kawasaki XCI	Kawasaki ZX-6R 636	1'48.759	0.206	0.196	11	148,688	240,3
4	68 K. BEEKMANS	NED	VLR Racing Team Suzuki	Suzuki GSX-8R	1'48.785	0.232	0.026	9	148,653	241,3
5	6 J. BUIJS	NED	Track & Trades Wixx Racing	Suzuki GSX-8R	1'48.842	0.289	0.057	9	148,575	242,4
6	71 L. VENEMAN	NED	MTM Kawasaki	Kawasaki ZX-6R 636	1'48.867	0.314	0.025	10	148,541	238,7
7	18 B. IERACI	ITA	CM Triumph Factory Racing	Triumph Daytona 660	1'49.068	0.515	0.201	10	148,267	237,1
8	36 D. PONCET	FRA	Rac41-Honda	Honda CBR600R	1'49.150	0.597	0.082	8	148,156	237,6
9	73 F. SEABRIGHT	GBR	PHR Performance Triumph	Triumph Daytona 660	1'49.166	0.613	0.016	9	148,134	235,6
10	50 C. THOMPSON	AUS	Team BrCorse	Yamaha YZF-R7	1'49.444	0.891	0.278	10	147,758	244,1
11	47 A. TORRES	ESP	Team ProDina Kawasaki XCI	Kawasaki ZX-6R 636	1'49.457	0.904	0.013	9	147,740	238,7
12	34 X. ARTIGAS	ESP	MTM Kawasaki	Kawasaki ZX-6R 636	1'49.465	0.912	0.008	10	147,729	233,0
13	16 A. FUERTES	ESP	Deza-Box 77 Racing Team	Kawasaki ZX-6R 636	1'49.477	0.924	0.012	10	147,713	240,3
14	43 M. GAGGI	ITA	Team BrCorse	Yamaha YZF-R7	1'49.481	0.928	0.004	10	147,708	241,9
15	23 E. BARTOLINI	ITA	CM Triumph Factory Racing	Triumph Daytona 660	1'49.510	0.957	0.029	9	147,669	241,3
16	41 I. PERISTERAS	GRE	MMR	Aprilia RS 660 Factory	1'49.553	1.000	0.043	9	147,611	246,3
17	33 G. SANCHEZ	ESP	ARCO Yamaha MotoR University Team	Yamaha YZF-R7	1'49.635	1.082	0.082	10	147,500	239,2
18	98 T. BENETTI	ITA	MMR	Aprilia RS 660 Factory	1'49.640	1.087	0.005	13	147,494	238,7
19	11 M. SORRENTI	ITA	Revo-M2	Aprilia RS 660 Factory	1'49.744	1.191	0.104	8	147,354	243,0
20	39 J. RISUENO	ESP	Pons Motosport Italika Racing	Kawasaki ZX-6R 636	1'49.745	1.192	0.001	11	147,352	232,5
21	7 B. FERNANDEZ	ESP	Kove Racing Team 109	Kove 450RR	1'49.795	1.242	0.050	9	147,285	246,3
22	69 A. DI PERSIO	ITA	ARCO Yamaha MotoR University Team	Yamaha YZF-R7	1'49.843	1.290	0.048	10	147,221	240,8
23	55 H. DESSOY	GBR	PHR Performance Triumph	Triumph Daytona 660	1'49.890	1.337	0.047	9	147,158	232,5
24	12 H. MAIER	BRA	Yamaha AD78 FIMLA by MS Racing	Yamaha YZF-R7	1'49.916	1.363	0.026	9	147,123	243,0
25	26 M. GENNAI	ITA	Panattoni BGR Smrz Racing	Yamaha YZF-R7	1'50.071	1.518	0.155	10	146,916	236,1
26	77 J. OSUNA	ESP	Deza-Box 77 Racing Team	Kawasaki ZX-6R 636	1'50.355	1.802	0.284	10	146,538	235,6
27	93 A. AGASKA	INA	Progp Nitiracing	Yamaha YZF-R7	1'50.644	2.091	0.289	9	146,155	235,1
28	40 J. CORREA	USA	Pons Motosport Italika Racing	Kawasaki ZX-6R 636	1'50.767	2.214	0.123	10	145,993	232,0
29	89 T. AKSU	AUS	PATA AG Motorsport Italia	Yamaha YZF-R7	1'50.883	2.330	0.116	9	145,840	239,2
30	92 G. CAZARD	FRA	Yamaha AD78 FIMLA by MS Racing	Yamaha YZF-R7	1'51.427	2.874	0.544	9	145,128	236,1
31	21 T. SOVICKA	CZE	Panattoni BGR Smrz Racing	Yamaha YZF-R7	1'51.947	3.394	0.520	8	144,454	233,0
32	66 P. TONN	GER	Kove Racing Team 109	Kove 450RR	1'52.137	3.584	0.190	2	144,209	233,0
33	27 F. MULYA	INA	Progp Nitiracing	Yamaha YZF-R7	1'52.743	4.190	0.606	5	143,434	231,0
34	79 T. ALONSO	POR	Miguel Oliveira Team	Yamaha YZF-R7	1'52.760	4.207	0.017	10	143,413	230,6

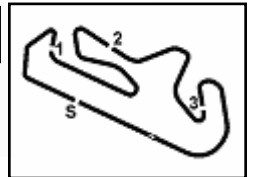
Qualifying Lap Time (105% of 1'48.553): **1'53.981**

AIR	Humidity:	33%	Temp:	22°C
TRACK	Condition:	Dry	Temp:	43°C

27/03/2026 Start 14:10 End 14:37 The results are provisional until the end of the time limit for protests and appeals and the completion of the technical checks. Clerk Of The Course: **Beatriz Aguas** Publication Time: **14:42**

These data/results cannot be reproduced, stored and/or transmitted in whole or in part by any manner of electronic, mechanical, photocopying, recording, broadcasting or otherwise now known or herein after developed without the previous express consent by the copyright owner, except for reproduction in daily press and regular printed publications on sale to the public within 60 days of the event related to those data/results and always provided that copyright symbol appears together as follows below.

© DORNA WSBK ORGANIZATION Srl 2026



Pirelli Portuguese Round, 27-29 March 2026
Results Tissot Superpole

Session Highlights

Local Time	No. Rider	Description
14.10.00		Start of Session
14.13.23	21 T. SOVICKA	#21 BLACK FLAG - Transponder Not Working
14.13.47		Yellow Flag Out - Turn 13
14.13.51		Yellow Flag In - Turn 13
14.14.44		Yellow Flag Out - Turn 5-6
14.14.47		Yellow Flag Out - Turn 5
14.14.53		Double Yellow Flag Out - Turn 5-6
14.14.54	66 P. TONN	#66 Crashed - Turn 5
14.15.15		Double Yellow Flag In - Turn 5
14.15.15		Riders Under Yellow Flag at Turn 5: #40 #68 #89 #36
14.15.15		Double Yellow Flag In - Turn 5-6
14.15.15		Riders Under Yellow Flag at Turn 5-6: #12 #23 #98 #93 #26 #21 #40 #68 #89 #36
14.16.14		Yellow Flag Out - Turn 3
14.16.20		Double Yellow Flag Out - Turn 3
14.16.27		Yellow Flag Out - Turn 3
14.16.30	55 H. DESOY	#55 Crashed - Turn 3
14.16.30	92 G. CAZARD	#92 Crashed - Turn 3
14.16.38	55 H. DESOY	#55 Rejoined
14.16.38		Yellow Flag Out - Turn 5-6
14.16.40		Yellow Flag In - Turn 3
14.16.40		Riders Under Yellow Flag at Turn 3: #91 #65 #7 #23 #12 #98 #79 #40 #68 #89
14.16.47	92 G. CAZARD	#92 Rejoined
14.16.57		Yellow Flag Out - Turn 5
14.17.00		Yellow Flag In - Turn 5
14.17.03	11 M. SORRENTI	#11 Crashed - Turn 5
14.17.03		Yellow Flag In - Turn 5-6
14.17.03		Riders Under Yellow Flag at Turn 5-6: #21 #79 #55 #40 #68 #89 #92
14.17.04		Yellow Flag Out - Turn 6
14.17.05		Yellow Flag In - Turn 6
14.17.06		Riders Under Yellow Flag at Turn 6: #68 #89
14.17.09	11 M. SORRENTI	#11 Rejoined
14.17.32	11 M. SORRENTI	#11 RACELINK GPS DOESN'T WORK. IT MUST BE FIXED BEFORE NEXT RUN
14.24.46	79 T. ALONSO	#79 Lap Cancelled [1'53.249] - Exceeded Track Limits - Turn 15
14.29.15	79 T. ALONSO	#79 Lap Time Cancelled [1'53.249] - Exceeded Track Limits - Turn 15
14.35.42	98 T. BENETTI	#98 On Asphalt - Rejoined - Turn 5
14.37.54		End of Session

Fastest Laps Sequence

No.	Rider	Nat	Team	Bike	Local Time	Time	Gap	Avg
39	J. RISUENO	ESP	Pons Motosport Italika Racing	Kawasaki ZX-6R 636	14:13'55.578	1'51.062		145,605
38	D. SALVADOR	ESP	Team ProDina Kawasaki XCI	Kawasaki ZX-6R 636	14:13'55.749	1'50.501	-0.561	146,344
18	B. IERACI	ITA	CM Triumph Factory Racing	Triumph Daytona 660	14:14'02.726	1'50.383	-0.118	146,501
41	I. PERISTERAS	GRE	MMR	Aprilia RS 660 Factory	14:14'03.898	1'49.553	-0.830	147,611
23	E. BARTOLINI	ITA	CM Triumph Factory Racing	Triumph Daytona 660	14:14'07.679	1'49.510	-0.043	147,669
71	L. VENEMAN	NED	MTM Kawasaki	Kawasaki ZX-6R 636	14:14'53.090	1'49.471	-0.039	147,721
91	M. VANNUCCI	ITA	Revo-M2	Aprilia RS 660 Factory	14:15'57.234	1'49.016	-0.455	148,338
65	F. FLEERACKERS	BEL	Track & Trades Wixx Racing	Suzuki GSX-8R	14:27'57.121	1'48.775	-0.241	148,667
91	M. VANNUCCI	ITA	Revo-M2	Aprilia RS 660 Factory	14:27'57.991	1'48.553	-0.222	148,971

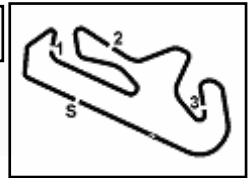
27/03/2026 Start 14:10 End 14:37

The results are provisional until the end of the time limit for protests and appeals and the completion of the technical checks.

Clerk Of The Course: **Beatriz Aguas**
Publication Time: **14:42**

This data/results cannot be reproduced, stored and/or transmitted in whole or in part by any manner of electronic, mechanical, photocopying, recording, broadcasting or otherwise now known or herein after developed without the previous express consent by the copyright owner, except for reproduction in daily press and regular printed publications on sale to the public within 60 days of the event related to those data/results and always provided that copyright symbol appears together as follows below.

© DORNA WSBK ORGANIZATION Srl 2026



Portimao 4.492 m

Pirelli Portuguese Round, 27-29 March 2026
Best Sectors & Speed Tissot Superpole

BEST LAP		
1	91 M. VANNUCCI	Aprilia RS 660 Factory 1'48.553
2	65 F. FLEERACKERS	Suzuki GSX-8R 1'48.563
3	38 D. SALVADOR	Kawasaki ZX-6R 636 1'48.759
4	68 K. BEEKMANS	Suzuki GSX-8R 1'48.785
5	6 J. BUIS	Suzuki GSX-8R 1'48.842
6	71 L. VENEMAN	Kawasaki ZX-6R 636 1'48.867
7	18 B. IERACI	Triumph Daytona 660 1'49.068
8	36 D. PONCET	Honda CBR600R 1'49.150
9	73 F. SEABRIGHT	Triumph Daytona 660 1'49.166
10	50 C. THOMPSON	Yamaha YZF-R7 1'49.444
11	47 A. TORRES	Kawasaki ZX-6R 636 1'49.457
12	34 X. ARTIGAS	Kawasaki ZX-6R 636 1'49.465
13	16 A. FUERTES	Kawasaki ZX-6R 636 1'49.477
14	43 M. GAGGI	Yamaha YZF-R7 1'49.481
15	23 E. BARTOLINI	Triumph Daytona 660 1'49.510
16	41 I. PERISTERAS	Aprilia RS 660 Factory 1'49.553
17	33 G. SANCHEZ	Yamaha YZF-R7 1'49.635
18	98 T. BENETTI	Aprilia RS 660 Factory 1'49.640
19	11 M. SORRENTI	Aprilia RS 660 Factory 1'49.744
20	39 J. RISUENO	Kawasaki ZX-6R 636 1'49.745
21	7 B. FERNANDEZ	Kove 450RR 1'49.795
22	69 A. DI PERSIO	Yamaha YZF-R7 1'49.843
23	55 H. DESSOY	Triumph Daytona 660 1'49.890
24	12 H. MAIER	Yamaha YZF-R7 1'49.916
25	26 M. GENNAI	Yamaha YZF-R7 1'50.071
26	77 J. OSUNA	Kawasaki ZX-6R 636 1'50.355
27	93 A. AGASKA	Yamaha YZF-R7 1'50.644
28	40 J. CORREA	Kawasaki ZX-6R 636 1'50.767
29	89 T. AKSU	Yamaha YZF-R7 1'50.883
30	92 G. CAZARD	Yamaha YZF-R7 1'51.427
31	21 T. SOVICKA	Yamaha YZF-R7 1'51.947
32	66 P. TONN	Kove 450RR 1'52.137
33	27 F. MULYA	Yamaha YZF-R7 1'52.743
34	79 T. ALONSO	Yamaha YZF-R7 1'52.760

SPEED		
1	91 M. VANNUCCI	Aprilia RS 660 Factory 246,8
2	7 B. FERNANDEZ	Kove 450RR 246,3
3	41 I. PERISTERAS	Aprilia RS 660 Factory 246,3
4	50 C. THOMPSON	Yamaha YZF-R7 244,1
5	11 M. SORRENTI	Aprilia RS 660 Factory 243,0
6	12 H. MAIER	Yamaha YZF-R7 243,0
7	6 J. BUIS	Suzuki GSX-8R 242,4
8	43 M. GAGGI	Yamaha YZF-R7 241,9
9	23 E. BARTOLINI	Triumph Daytona 660 241,3
10	68 K. BEEKMANS	Suzuki GSX-8R 241,3
11	69 A. DI PERSIO	Yamaha YZF-R7 240,8
12	16 A. FUERTES	Kawasaki ZX-6R 636 240,3
13	38 D. SALVADOR	Kawasaki ZX-6R 636 240,3
14	33 G. SANCHEZ	Yamaha YZF-R7 239,2
15	89 T. AKSU	Yamaha YZF-R7 239,2
16	65 F. FLEERACKERS	Suzuki GSX-8R 238,7
17	71 L. VENEMAN	Kawasaki ZX-6R 636 238,7
18	98 T. BENETTI	Aprilia RS 660 Factory 238,7
19	47 A. TORRES	Kawasaki ZX-6R 636 238,7
20	36 D. PONCET	Honda CBR600R 237,6
21	18 B. IERACI	Triumph Daytona 660 237,1
22	26 M. GENNAI	Yamaha YZF-R7 236,1
23	92 G. CAZARD	Yamaha YZF-R7 236,1
24	77 J. OSUNA	Kawasaki ZX-6R 636 235,6
25	73 F. SEABRIGHT	Triumph Daytona 660 235,6
26	93 A. AGASKA	Yamaha YZF-R7 235,1
27	34 X. ARTIGAS	Kawasaki ZX-6R 636 233,0
28	66 P. TONN	Kove 450RR 233,0
29	21 T. SOVICKA	Yamaha YZF-R7 233,0
30	39 J. RISUENO	Kawasaki ZX-6R 636 232,5
31	55 H. DESSOY	Triumph Daytona 660 232,5
32	40 J. CORREA	Kawasaki ZX-6R 636 232,0
33	27 F. MULYA	Yamaha YZF-R7 231,0
34	79 T. ALONSO	Yamaha YZF-R7 230,6

SEG. 1	
1	68 K. BEEKMANS 23.308
2	91 M. VANNUCCI 23.325
3	18 B. IERACI 23.346
4	71 L. VENEMAN 23.364
5	41 I. PERISTERAS 23.389
6	23 E. BARTOLINI 23.446
7	38 D. SALVADOR 23.463
8	6 J. BUIS 23.475
9	65 F. FLEERACKERS 23.478
10	12 H. MAIER 23.522
11	7 B. FERNANDEZ 23.555
12	36 D. PONCET 23.565
13	43 M. GAGGI 23.568
14	73 F. SEABRIGHT 23.571
15	47 A. TORRES 23.578
16	16 A. FUERTES 23.586
17	98 T. BENETTI 23.604
18	55 H. DESSOY 23.623
19	50 C. THOMPSON 23.666
20	69 A. DI PERSIO 23.690
21	39 J. RISUENO 23.703
22	33 G. SANCHEZ 23.709
23	34 X. ARTIGAS 23.719
24	11 M. SORRENTI 23.732
25	93 A. AGASKA 23.801
26	26 M. GENNAI 23.822
27	89 T. AKSU 23.877
28	77 J. OSUNA 23.958
29	40 J. CORREA 23.995
30	66 P. TONN 24.070
31	92 G. CAZARD 24.101
32	79 T. ALONSO 24.193
33	21 T. SOVICKA 24.240
34	27 F. MULYA 24.424

SEG. 2	
1	65 F. FLEERACKERS 34.409
2	16 A. FUERTES 34.429
3	91 M. VANNUCCI 34.446
4	38 D. SALVADOR 34.467
5	68 K. BEEKMANS 34.474
6	23 E. BARTOLINI 34.488
7	6 J. BUIS 34.505
8	71 L. VENEMAN 34.507
9	34 X. ARTIGAS 34.534
10	36 D. PONCET 34.543
11	73 F. SEABRIGHT 34.556
12	18 B. IERACI 34.578
13	47 A. TORRES 34.643
14	98 T. BENETTI 34.660
15	43 M. GAGGI 34.672
16	11 M. SORRENTI 34.703
17	33 G. SANCHEZ 34.757
18	69 A. DI PERSIO 34.784
19	77 J. OSUNA 34.796
20	55 H. DESSOY 34.802
21	41 I. PERISTERAS 34.805
22	39 J. RISUENO 34.819
23	50 C. THOMPSON 34.828
24	7 B. FERNANDEZ 34.898
25	26 M. GENNAI 34.910
26	12 H. MAIER 34.990
27	89 T. AKSU 35.010
28	40 J. CORREA 35.077
29	66 P. TONN 35.091
30	93 A. AGASKA 35.264
31	92 G. CAZARD 35.303
32	21 T. SOVICKA 35.573
33	79 T. ALONSO 35.781
34	27 F. MULYA 35.858

SEG. 3	
1	6 J. BUIS 26.284
2	38 D. SALVADOR 26.294
3	65 F. FLEERACKERS 26.300
4	34 X. ARTIGAS 26.308
5	18 B. IERACI 26.341
6	68 K. BEEKMANS 26.348
7	71 L. VENEMAN 26.378
8	36 D. PONCET 26.423
9	33 G. SANCHEZ 26.432
10	91 M. VANNUCCI 26.454
11	41 I. PERISTERAS 26.464
12	23 E. BARTOLINI 26.465
13	98 T. BENETTI 26.475
14	43 M. GAGGI 26.482
15	73 F. SEABRIGHT 26.488
16	16 A. FUERTES 26.510
17	50 C. THOMPSON 26.521
18	77 J. OSUNA 26.587
19	39 J. RISUENO 26.593
20	47 A. TORRES 26.594
21	55 H. DESSOY 26.597
22	7 B. FERNANDEZ 26.648
23	26 M. GENNAI 26.667
24	11 M. SORRENTI 26.674
25	12 H. MAIER 26.749
26	89 T. AKSU 26.783
27	40 J. CORREA 26.794
28	92 G. CAZARD 26.812
29	69 A. DI PERSIO 26.824
30	93 A. AGASKA 26.938
31	66 P. TONN 27.061
32	79 T. ALONSO 27.236
33	27 F. MULYA 27.399
34	21 T. SOVICKA 27.527

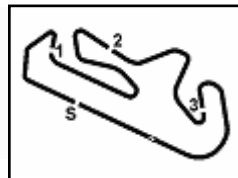
SEG. 4	
1	6 J. BUIS 24.139
2	65 F. FLEERACKERS 24.202
3	33 G. SANCHEZ 24.223
4	68 K. BEEKMANS 24.238
5	73 F. SEABRIGHT 24.259
6	23 E. BARTOLINI 24.268
7	91 M. VANNUCCI 24.277
8	69 A. DI PERSIO 24.285
9	50 C. THOMPSON 24.307
10	38 D. SALVADOR 24.324
11	71 L. VENEMAN 24.332
12	55 H. DESSOY 24.352
13	36 D. PONCET 24.391
14	16 A. FUERTES 24.411
15	43 M. GAGGI 24.441
16	41 I. PERISTERAS 24.470
17	11 M. SORRENTI 24.486
18	12 H. MAIER 24.502
19	7 B. FERNANDEZ 24.512
20	47 A. TORRES 24.552
21	93 A. AGASKA 24.565
22	18 B. IERACI 24.574
23	39 J. RISUENO 24.589
24	26 M. GENNAI 24.672
25	34 X. ARTIGAS 24.712
26	98 T. BENETTI 24.757
27	89 T. AKSU 24.803
28	40 J. CORREA 24.859
29	77 J. OSUNA 24.869
30	92 G. CAZARD 24.894
31	21 T. SOVICKA 24.959
32	27 F. MULYA 25.062
33	79 T. ALONSO 25.252
34	66 P. TONN 25.432

27/03/2026

These data/results cannot be reproduced, stored and/or transmitted in whole or in part by any manner of electronic, mechanical, photocopying, recording, broadcasting or otherwise now known or herein after developed without the previous express consent by the copyright owner, except for reproduction in daily press and regular printed publications on sale to the public within 60 days of the event related to those data/results and always provided that copyright symbol appears together as follows below.

© DORNA WSBK ORGANIZATION Srl 2026





Portimao 4.492 m

Pirelli Portuguese Round, 27-29 March 2026
Ideal Times Tissot Superpole

No.	Rider	Nat	Bike	Seg. 1	Seg. 2	Seg. 3	Seg. 4	Ideal Time			
				Diff. 1	Diff. 2	Diff. 3	Diff. 4	Best Lap	Pos.	Diff.	
1	68 K. BEEKMANS	NED	Suzuki GSX-8R	23.308	34.474	26.348 +0.180	24.238 +0.237	1'48.368 1'48.785	4	0.417	
2	65 F. FLEERACKERS	BEL	Suzuki GSX-8R	23.478 +0.034	34.409	26.300 +0.022	24.202 +0.118	1'48.389 1'48.563	2	0.174	
3	6 J. BUIS	NED	Suzuki GSX-8R	23.475 +0.331	34.505 +0.108	26.284	24.139	1'48.403 1'48.842	5	0.439	
4	91 M. VANNUCCI	ITA	Aprilia RS 660 Factory	23.325	34.446 +0.050	26.454 +0.001	24.277	1'48.502 1'48.553	1	0.051	
5	38 D. SALVADOR	ESP	Kawasaki ZX-6R 636	23.463 +0.048	34.467 +0.034	26.294 +0.129	24.324	1'48.548 1'48.759	3	0.211	
6	71 L. VENEMAN	NED	Kawasaki ZX-6R 636	23.364 +0.227	34.507 +0.041	26.378	24.332 +0.018	1'48.581 1'48.867	6	0.286	
7	23 E. BARTOLINI	ITA	Triumph Daytona 660	23.446 +0.305	34.488	26.465 +0.057	24.268 +0.481	1'48.667 1'49.510	15	0.843	
8	18 B. IERACI	ITA	Triumph Daytona 660	23.346	34.578 +0.042	26.341 +0.052	24.574 +0.135	1'48.839 1'49.068	7	0.229	
9	73 F. SEABRIGHT	GBR	Triumph Daytona 660	23.571	34.556 +0.103	26.488 +0.189	24.259	1'48.874 1'49.166	9	0.292	
10	36 D. PONCET	FRA	Honda CBR600R	23.565 +0.181	34.543	26.423	24.391 +0.047	1'48.922 1'49.150	8	0.228	
11	16 A. FUERTES	ESP	Kawasaki ZX-6R 636	23.586	34.429 +0.260	26.510 +0.281	24.411	1'48.936 1'49.477	13	0.541	
12	33 G. SANCHEZ	ESP	Yamaha YZF-R7	23.709 +0.083	34.757 +0.038	26.432 +0.075	24.223 +0.318	1'49.121 1'49.635	17	0.514	
13	41 I. PERISTERAS	GRE	Aprilia RS 660 Factory	23.389 +0.356	34.805 +0.069	26.464	24.470	1'49.128 1'49.553	16	0.425	
14	43 M. GAGGI	ITA	Yamaha YZF-R7	23.568 +0.293	34.672	26.482 +0.025	24.441	1'49.163 1'49.481	14	0.318	
15	34 X. ARTIGAS	ESP	Kawasaki ZX-6R 636	23.719	34.534	26.308 +0.060	24.712 +0.132	1'49.273 1'49.465	12	0.192	
16	50 C. THOMPSON	AUS	Yamaha YZF-R7	23.666 +0.048	34.828 +0.074	26.521	24.307	1'49.322 1'49.444	10	0.122	
17	47 A. TORRES	ESP	Kawasaki ZX-6R 636	23.578	34.643	26.594 +0.019	24.552 +0.071	1'49.367 1'49.457	11	0.090	
18	55 H. DESSOY	GBR	Triumph Daytona 660	23.623 +0.257	34.802 +0.259	26.597	24.352	1'49.374 1'49.890	23	0.516	
19	98 T. BENETTI	ITA	Aprilia RS 660 Factory	23.604	34.660	26.475 +0.144	24.757	1'49.496 1'49.640	18	0.144	
20	69 A. DI PERSIO	ITA	Yamaha YZF-R7	23.690 +0.232	34.784 +0.025	26.824 +0.003	24.285	1'49.583 1'49.843	22	0.260	
21	11 M. SORRENTI	ITA	Aprilia RS 660 Factory	23.732 +0.048	34.703 +0.101	26.674	24.486	1'49.595 1'49.744	19	0.149	
22	7 B. FERNANDEZ	ESP	Kove 450RR	23.555 +0.162	34.898	26.648 +0.020	24.512	1'49.613 1'49.795	21	0.182	
23	39 J. RISUENO	ESP	Kawasaki ZX-6R 636	23.703	34.819	26.593 +0.008	24.589 +0.033	1'49.704 1'49.745	20	0.041	
24	12 H. MAIER	BRA	Yamaha YZF-R7	23.522 +0.116	34.990 +0.037	26.749	24.502	1'49.763 1'49.916	24	0.153	
25	26 M. GENNAI	ITA	Yamaha YZF-R7	23.822	34.910	26.667	24.672	1'50.071 1'50.071	25		
26	77 J. OSUNA	ESP	Kawasaki ZX-6R 636	23.958 +0.059	34.796	26.587 +0.028	24.869 +0.058	1'50.210 1'50.355	26	0.145	
27	89 T. AKSU	AUS	Yamaha YZF-R7	23.877	35.010 +0.140	26.783 +0.190	24.803 +0.080	1'50.473 1'50.883	29	0.410	
28	93 A. AGASKA	INA	Yamaha YZF-R7	23.801 +0.076	35.264	26.938	24.565	1'50.568 1'50.644	27	0.076	
29	40 J. CORREA	USA	Kawasaki ZX-6R 636	23.995 +0.023	35.077	26.794 +0.019	24.859	1'50.725 1'50.767	28	0.042	
30	92 G. CAZARD	FRA	Yamaha YZF-R7	24.101	35.303 +0.256	26.812	24.894 +0.061	1'51.110 1'51.427	30	0.317	
31	66 P. TONN	GER	Kove 450RR	24.070 +0.483	35.091	27.061	25.432	1'51.654 1'52.137	32	0.483	
32	79 T. ALONSO	POR	Yamaha YZF-R7	24.193 +0.268	35.781	27.236 +0.030	25.252	1'52.462 1'52.760	34	0.298	
33	27 F. MULYA	INA	Yamaha YZF-R7	24.424	35.858	27.399	25.062	1'52.743 1'52.743	33		
	21 T. SOVICKA	CZE	Yamaha YZF-R7	One or more sectors missing					1'51.947		
Overall Ideal Time				23.308	34.409	26.284	24.139	1'48.140			

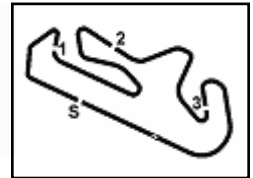
27/03/2026

These data/results cannot be reproduced, stored and/or transmitted in whole or in part by any manner of electronic, mechanical, photocopying, recording, broadcasting or otherwise now known or herein after developed without the previous express consent by the copyright owner, except for reproduction in daily press and regular printed publications on sale to the public within 60 days of the event related to those data/results and always provided that copyright symbol appears together as follows below.

© DORNA WSBK ORGANIZATION Srl 2026

FICR PERUGIA TIMING





Portimao 4.492 m

Pirelli Portuguese Round, 27-29 March 2026
Chronological Analysis Tissot Superpole

1 / 4

1° 91 M. VANNUCCI [1'48.553]							
Lap	Seg1	Seg2	Seg3	Seg4	Lap Time	km/h	Local Time
1	23.671	35.959	27.579	24.360	1'49.705	244,1	14:12'18.513
2	23.777	34.446	26.454	24.339	1'49.016	234,5	14:15'57.234
3	23.569	34.719	26.524	24.575	1'49.387C	241,9	14:17'46.621
4	23.672	34.599	27.462	45.512	2'11.245P	234,0	14:19'57.866
5	4'35.117	36.658	35.224	24.573	6'11.572P		14:26'09.438
6	23.325	34.496	26.455	24.277	1'48.553	246,8	14:27'57.991
7	23.553	34.822	26.473	24.654	1'49.502	242,4	14:29'47.493
8	23.701	35.965	26.499	24.526	1'50.691	236,1	14:31'38.184
9	23.473	34.798	26.615	43.723	2'08.609P	236,6	14:33'46.793
10	58.445	35.084	26.843	24.847	2'25.219P		14:36'12.012

2° 65 F. FLEERACKERS [1'48.563]							
Lap	Seg1	Seg2	Seg3	Seg4	Lap Time	km/h	Local Time
1	23.798	35.874	27.096	24.739			14:12'16.787
2	23.792	34.961	26.807	24.331	1'49.716	236,1	14:14'06.503
3	23.782	35.673	26.767	45.140	2'11.362CP	238,2	14:18'07.756
4	6'34.044	35.040	26.892	24.614	8'00.590P		14:26'08.346
5	23.748	34.525	26.300	24.202	1'48.775	230,1	14:27'57.121
6	23.916	34.751	32.666	24.635	1'55.968	233,0	14:29'53.089
7	23.512	34.409	26.322	24.320	1'48.563	235,1	14:31'41.652
8	23.543	34.576	26.754	25.396	1'50.269	234,0	14:33'31.921
9	23.478	35.389	26.691	24.256	1'49.814	233,5	14:35'21.735

3° 38 D. SALVADOR [1'48.759]							
Lap	Seg1	Seg2	Seg3	Seg4	Lap Time	km/h	Local Time
1	24.283	34.965	26.693	24.560	1'50.501	229,6	14:13'55.749
2	23.848	35.031	26.636	24.719	1'50.234	229,6	14:15'45.983
3	25.153	34.827	26.653	24.868	1'51.501	227,2	14:17'37.484
4	23.708	34.693	26.666	24.528	1'49.595	230,1	14:19'27.079
5	23.822	34.933	26.739	45.438	2'10.932P	229,1	14:21'38.011
6	3'13.041	36.084	26.935	24.542	4'40.602P		14:26'18.613
7	23.511	34.501	26.423	24.324	1'48.759	235,6	14:28'07.372
8	23.463	34.475	26.596	24.578	1'49.112	232,0	14:29'56.484
9	23.686	34.467	26.472	24.510	1'49.135	229,1	14:31'45.619
10	23.580	34.543	26.517	24.561	1'49.201	240,3	14:33'34.820
11	23.618	34.544	26.294	24.373	1'48.829	230,6	14:35'23.649

4° 68 K. BEEKMANS [1'48.785]							
Lap	Seg1	Seg2	Seg3	Seg4	Lap Time	km/h	Local Time
1	23.914	35.848	27.512	25.042			14:12'34.593
2	24.128	35.071	27.319	27.393	1'53.697	230,6	14:14'28.290
3	24.089	36.147	27.343	24.833	1'52.451C	237,1	14:16'20.741
4	24.089	35.850	27.192	43.939	2'11.070CP	233,5	14:18'31.811
5	6'10.390	35.075	26.756	24.663	7'36.884P		14:26'08.695
6	23.772	34.597	26.348	24.238	1'48.955	235,1	14:27'57.650
7	23.595	34.786	26.351	24.576	1'49.308	241,3	14:29'46.958
8	23.914	37.059	26.796	24.606	1'52.375	230,6	14:31'39.333
9	23.308	34.474	26.528	24.475	1'48.785	236,6	14:33'28.118
10	26.484	37.375	26.614	24.410	1'54.883	231,5	14:35'23.001

5° 6 J. BUIS [1'48.842]							
Lap	Seg1	Seg2	Seg3	Seg4	Lap Time	km/h	Local Time
1	23.952	36.090	27.074	24.769			14:12'17.778
2	23.915	34.970	26.656	24.856	1'50.434	234,5	14:14'08.212
3	23.793	34.968	26.557	24.583	1'50.023	233,5	14:15'58.235
4	23.793	35.143	26.830	44.603	2'10.369P	236,1	14:18'08.604
5	6'33.383	35.027	26.904	24.497	7'59.811P		14:26'08.415
6	23.806	34.613	26.284	24.139	1'48.842	231,0	14:27'57.257

6	23.475	37.252	29.619	24.709	1'55.055	242,4	14:29'52.312
7	23.748	34.741	26.653	24.366	1'49.508	231,0	14:31'41.820
8	23.612	34.544	26.651	24.523	1'49.330	237,6	14:33'31.150
9	23.722	34.505	26.446	24.449	1'49.122	231,0	14:35'20.272

6° 71 L. VENEMAN [1'48.867]							
Lap	Seg1	Seg2	Seg3	Seg4	Lap Time	km/h	Local Time
1	23.783	35.606	27.317	27.133			14:13'03.619
2	23.663	34.819	26.468	24.401	1'49.471	228,1	14:14'53.090
3	30.321	34.573	26.417	24.411	1'49.064	228,1	14:16'42.154
4	23.432	35.114	26.843	24.521	1'56.799	229,6	14:18'38.953
5	4'37.956	34.507	26.696	47.437	2'12.072P	233,0	14:20'51.025
6	23.568	34.970	26.824	24.733	6'04.483P		14:26'55.508
7	23.568	34.693	26.432	24.428	1'49.121	229,6	14:28'44.629
8	26.520	34.662	26.644	24.407	1'52.233	228,6	14:30'36.862
9	23.591	34.548	26.378	24.350	1'48.867	238,7	14:32'25.729
10	27.304	34.783	26.749	24.332	1'53.168	227,6	14:34'18.897
11	23.364	34.628	26.469	24.442	1'48.903	234,5	14:36'07.800

7° 18 B. IERACI [1'49.068]							
Lap	Seg1	Seg2	Seg3	Seg4	Lap Time	km/h	Local Time
1	23.715	36.593	27.739	24.920			14:12'12.343
2	23.662	35.007	26.671	24.990	1'50.383	235,1	14:14'02.726
3	24.066	34.883	26.438	24.770	1'49.753	232,0	14:15'52.479
4	24.066	35.527	27.310	43.571	2'10.474P	237,1	14:18'02.953
5	4'44.379	35.598	26.645	24.706	6'11.328P		14:24'14.281
6	23.867	34.670	26.404	24.574	1'49.515	224,3	14:26'03.796
7	23.595	34.700	26.341	24.674	1'49.310	227,2	14:27'53.106
8	24.928	38.970	27.288	24.678	1'55.864	219,8	14:29'48.970
9	23.346	34.620	26.393	24.709	1'49.068	236,6	14:31'38.038
10	24.998	35.058	27.816	26.382	1'54.254	223,9	14:33'32.292
11	23.386	34.578	26.481	24.676	1'49.121	236,1	14:35'21.413

8° 36 D. PONCET [1'49.150]							
Lap	Seg1	Seg2	Seg3	Seg4	Lap Time	km/h	Local Time
1	24.085	36.084	27.089	24.967			14:12'43.726
2	23.789	35.027	26.722	24.757	1'50.591	230,6	14:14'34.317
3	8'44.813	35.297	26.989	44.472	2'10.547CP	233,0	14:16'44.864
4	24.066	35.017	26.506	24.443	10'10.779P		14:26'55.643
5	24.148	34.544	26.906	24.536	1'50.134	231,0	14:28'45.777
6	23.565	34.594	26.621	24.633	1'49.413	234,0	14:30'35.190
7	25.756	35.191	26.985	24.391	1'52.323	230,6	14:32'27.513
8	23.746	34.543	26.423	24.438	1'49.150	237,6	14:34'16.663
9	27.596	35.179	26.727	24.816	1'54.318	234,0	14:36'10.981

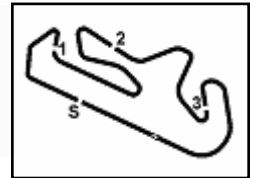
9° 73 F. SEABRIGHT [1'49.166]							
Lap	Seg1	Seg2	Seg3	Seg4	Lap Time	km/h	Local Time
1		37.071	30.392	26.153			14:12'15.332
2	23.958	34.965	26.488	24.828	1'50.239	227,2	14:14'05.571
3	24.117	34.852	26.589	24.624	1'50.182	223,9	14:15'55.753
4	24.225	36.219	26.882	44.953	2'12.279P	225,8	14:18'08.032
5	6'40.672	36.315	29.261	24.586	8'10.834P		14:26'18.866
6	23.571	34.659	26.677	24.259	1'49.166	235,1	14:28'08.032
7	23.793	34.988	27.681	25.463	1'51.925	233,0	14:29'59.957
8	23.632	34.979	26.717	27.003	1'52.331	235,6	14:31'52.288
9	23.830	34.556	26.609	24.565	1'49.560	229,6	14:33'41.848
10	23.967	34.615	26.594	24.388	1'49.564	225,3	14:35'31.412

10° 50 C. THOMPSON [1'49.444]							
Lap	Seg1	Seg2	Seg3	Seg4	Lap Time	km/h	Local Time
1	24.025	35.591	27.628	27.990			14:13'05.980
2	23.875	35.645	26.701	24.549	1'50.920	239,7	14:14'56.900
3		34.828	26.861	24.374	1'49.938	235,6	14:16'46.838

27/03/2026 P = Pits In/Out - C = Lap Time Cancelled

These data/results cannot be reproduced, stored and/or transmitted in whole or in part by any manner of electronic, mechanical, photocopying, recording, broadcasting or otherwise now known or herein after developed without the previous express consent by the copyright owner, except for reproduction in daily press and regular printed publications on sale to the public within 60 days of the event related to those data/results and always provided that copyright symbol appears together as follows below.

© DORNA WSBK ORGANIZATION Srl 2026



Pirelli Portuguese Round, 27-29 March 2026
Chronological Analysis Tissot Superpole

3	23.798	35.209	26.816	24.766	1'50.589	240,3	14:18'37.427
4	23.765	34.926	28.734	47.318	2'14.743P	236,6	14:20'52.170
5	3'53.641	38.647	30.643	24.510	5'27.441P		14:26'19.611
6	23.702	35.235	26.835	24.360	1'50.132	238,7	14:28'09.743
7	23.714	34.902	26.521	24.307	1'49.444	244,1	14:29'59.187
8	24.124	35.437	28.028	24.764	1'52.353	241,9	14:31'51.540
9	23.666	35.011	29.252	24.758	1'52.687	234,0	14:33'44.227
10	23.744	35.995	26.913	24.551	1'51.203	234,5	14:35'35.430

11° 47 A. TORRES [1'49.457]							
Lap	Seg1	Seg2	Seg3	Seg4	Lap Time	km/h	Local Time
		36.051	28.422	25.365			14:12'05.555
1	24.642	35.383	26.809	24.801	1'51.635	238,7	14:13'57.190
2	24.226	34.919	26.757	24.709	1'50.611	229,6	14:15'47.801
3	23.942	34.773	26.653	24.722	1'50.090	230,6	14:17'37.891
4	23.766	34.787	26.594	24.552	1'49.699	234,0	14:19'27.590
5	23.872	34.945	26.689	45.238	2'10.744P	237,6	14:21'38.334
6	3'12.442	35.605	26.790	24.655	4'39.492P		14:26'17.826
7	23.578	34.643	26.613	24.623	1'49.457	238,2	14:28'07.283
8	24.246	38.272	27.666	44.508	2'14.692P	228,6	14:30'21.975
9	3'38.909	35.112	26.654	24.576	5'05.251P		14:35'27.226

12° 34 X. ARTIGAS [1'49.465]							
Lap	Seg1	Seg2	Seg3	Seg4	Lap Time	km/h	Local Time
		35.657	27.498	27.807			14:13'05.089
1	24.083	34.688	26.308	24.863	1'49.942	226,7	14:14'55.031
2	24.090	34.550	26.309	24.814	1'49.763	229,1	14:16'44.794
3	23.729	34.546	26.503	24.835	1'49.613	227,6	14:18'34.407
4	24.656	36.145	28.534	45.605	2'14.940P	227,2	14:20'49.347
5	4'39.102	35.287	26.699	25.112	6'06.200P		14:26'55.547
6	23.808	34.601	26.998	24.819	1'50.226	233,0	14:28'45.773
7	23.858	34.952	26.703	26.135	1'51.648	231,5	14:30'37.421
8	23.797	34.604	26.440	24.815	1'49.656	230,1	14:32'27.077
9	23.719	34.534	26.368	24.844	1'49.465	225,8	14:34'16.542
10	24.700	35.236	27.175	24.712	1'51.823	224,3	14:36'08.365

13° 16 A. FUERTES [1'49.477]							
Lap	Seg1	Seg2	Seg3	Seg4	Lap Time	km/h	Local Time
		35.879	27.098	24.943			14:12'07.150
1	24.283	35.200	26.649	24.812	1'50.944	228,1	14:13'58.094
2	24.013	35.003	26.660	24.678	1'50.354	229,6	14:15'48.448
3	23.879	34.927	26.647	24.774	1'50.227	231,0	14:17'38.675
4	23.833	35.575	27.255	45.953	2'12.616P	231,0	14:19'51.291
5	5'37.856	34.958	26.859	24.678	7'04.351P		14:26'55.642
6	23.985	34.547	26.887	24.757	1'50.176	234,5	14:28'45.818
7	24.000	34.429	26.510	24.558	1'49.497	230,1	14:30'35.315
8	26.077	35.486	26.668	24.543	1'52.774	233,5	14:32'28.089
9	23.586	34.689	26.791	24.411	1'49.477	240,3	14:34'17.566
10	25.829	37.285	26.698	24.811	1'54.623	238,2	14:36'12.189

14° 43 M. GAGGI [1'49.481]							
Lap	Seg1	Seg2	Seg3	Seg4	Lap Time	km/h	Local Time
		35.742	27.269	27.802			14:13'05.244
1	24.275	35.050	26.615	24.601	1'50.541	228,1	14:14'55.785
2	23.861	34.672	26.507	24.441	1'49.481	234,5	14:16'45.266
3	24.017	35.043	28.826	26.123	1'54.009	238,2	14:18'39.275
4	23.583	34.788	26.781	47.681	2'12.833P	235,6	14:20'52.108
5	3'56.053	39.268	27.237	24.513	5'27.071P		14:26'19.179
6	23.568	34.943	27.264	24.546	1'50.321	241,9	14:28'09.500
7	23.730	34.816	26.482	24.481	1'49.509	239,2	14:29'59.009
8	24.516	35.394	27.414	26.805	1'54.129	239,2	14:31'53.138
9	23.708	34.746	26.876	26.409	1'51.739	237,1	14:33'44.877
10	23.608	35.115	26.677	24.601	1'50.001	235,1	14:35'34.878

15° 23 E. BARTOLINI [1'49.510]							
Lap	Seg1	Seg2	Seg3	Seg4	Lap Time	km/h	Local Time
		36.569	27.522	24.453			14:12'18.169
1	23.751	34.488	26.522	24.749	1'49.510	238,7	14:14'07.679
2	26.071	35.165	26.452	24.353	1'52.041C	235,6	14:15'59.720
3	23.534	35.060	26.458	45.910	2'10.962CP	241,3	14:18'10.682
4	6'42.833	34.957	26.851	24.268	8'08.909P		14:26'19.591
5	23.461	34.950	26.675	24.498	1'49.584	238,2	14:28'09.175
6	23.726	34.713	26.465	24.800	1'49.704	236,6	14:29'58.879
7	23.534	35.087	28.092	24.840	1'51.553	237,1	14:31'50.432
8	24.080	35.493	27.952	24.666	1'52.191	233,0	14:33'42.623
9	23.446	34.765	26.691	24.657	1'49.559	238,7	14:35'32.182

16° 41 I. PERISTERAS [1'49.553]							
Lap	Seg1	Seg2	Seg3	Seg4	Lap Time	km/h	Local Time
		35.961	26.880	24.725			14:12'14.345
1	23.745	34.874	26.464	24.470	1'49.553	239,2	14:14'03.898
2	23.583	34.931	26.607	24.764	1'49.885	246,3	14:15'53.783
3	23.621	34.832	26.776	24.944	1'50.173	235,6	14:17'43.956
4	28.153	36.597	28.167	47.688	2'20.605P	225,3	14:20'04.561
5	4'28.237	37.393	30.959	28.052	6'04.641P		14:26'09.202
6	23.908	34.940	26.686	24.504	1'50.038	237,6	14:27'59.240
7	23.389	34.819	26.615	24.762	1'49.585	241,9	14:29'48.825
8	23.830	39.778	27.420	25.449	1'56.477	233,0	14:31'45.302
9	24.128	34.805	27.774	47.310	2'14.017P	234,5	14:33'59.319

17° 33 G. SANCHEZ [1'49.635]							
Lap	Seg1	Seg2	Seg3	Seg4	Lap Time	km/h	Local Time
		35.840	26.932	26.663			14:13'05.307
1	24.029	34.836	26.432	24.473	1'49.770	236,6	14:14'55.077
2	24.238	34.757	26.480	24.563	1'50.038	234,5	14:16'45.115
3	23.792	34.795	26.507	24.541	1'49.635	237,1	14:18'34.750
4	23.776	36.978	27.595	47.078	2'15.427P	239,2	14:20'50.177
5	3'56.134	36.173	29.655	25.562	5'27.524P		14:26'17.701
6	24.036	34.798	26.831	24.223	1'49.888	232,5	14:28'07.589
7	24.110	34.999	27.142	24.869	1'51.120	236,1	14:29'58.709
8	23.939	34.996	27.249	24.860	1'51.044	218,9	14:31'49.753
9	23.888	35.042	26.584	24.747	1'50.261	232,5	14:33'40.014
10	23.709	35.127	28.955	24.560	1'52.351	232,5	14:35'32.365

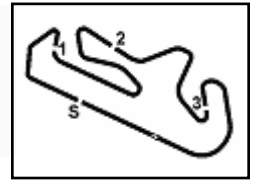
18° 98 T. BENETTI [1'49.640]							
Lap	Seg1	Seg2	Seg3	Seg4	Lap Time	km/h	Local Time
		37.206	27.234	24.965			14:12'20.528
1	24.293	34.905	26.828	24.776	1'50.802	235,6	14:14'11.330
2	24.037	34.900	26.486	24.517	1'49.940C	232,5	14:16'01.270
3	23.784	34.951	26.821	25.218	1'50.774C	233,5	14:17'52.044
4	27.974	35.621	32.030	25.033	2'00.658	228,6	14:19'52.702
5	23.935	35.095	26.754	24.846	1'50.630	231,0	14:21'43.332
6	23.826	34.895	26.613	24.766	1'50.100	230,6	14:23'33.432
7	29.262	34.997	26.475	24.779	1'55.513	230,1	14:25'28.945
8	23.604	34.660	26.619	24.757	1'49.640	238,7	14:27'18.585
9	26.962	35.927	30.298	25.672	1'58.859	229,6	14:29'17.444
10	24.036	34.952	26.655	25.054	1'50.697	227,6	14:31'08.141
11	27.585	36.121	27.311	25.267	1'56.284	227,2	14:33'04.425
12	23.869	34.949	26.671	24.929	1'50.418	227,6	14:34'54.843
13	23.987	44.294	27.713	25.686	2'01.680	228,6	14:36'56.523

19° 11 M. SORRENTI [1'49.744]							
Lap	Seg1	Seg2	Seg3	Seg4	Lap Time	km/h	Local Time
		36.012	27.585	24.685			14:12'19.063
1	23.936	34.703	26.690	24.678	1'50.007	238,2	14:14'09.070
2	23.732	34.798	26.769	24.550	1'49.849	241,3	14:15'58.919

27/03/2026 P = Pits In/Out - C = Lap Time Cancelled

These data/results cannot be reproduced, stored and/or transmitted in whole or in part by any manner of electronic, mechanical, photocopying, recording, broadcasting or otherwise now known or herein after developed without the previous express consent by the copyright owner, except for reproduction in daily press and regular printed publications on sale to the public within 60 days of the event related to those data/results and always provided that copyright symbol appears together as follows below.

© DORNA WSBK ORGANIZATION Srl 2026



Portimao 4.492 m

Pirelli Portuguese Round, 27-29 March 2026
Chronological Analysis Tissot Superpole

3 / 4

3	23.916	1'09.491	29.380	44.958	2'47.745P	237,1	14:18'46.664
4	7'21.792	36.239	27.417	44.868	9'10.316P		14:27'56.980
5	1'07.984	36.667	31.809	24.693	2'41.153P		14:30'38.133
6	23.780	34.804	26.674	24.486	1'49.744	235,6	14:32'27.877
7	23.972	34.928	28.246	24.684	1'51.830	243,0	14:34'19.707
8	24.243	37.478	26.889	24.520	1'53.130	237,1	14:36'12.837

20° 39 J. RISUENO [1'49.745]							
Lap	Seg1	Seg2	Seg3	Seg4	Lap Time	km/h	Local Time
		36.161	27.709	25.829			14:12'04.516
1	24.327	35.235	26.722	24.778	1'51.062	225,3	14:13'55.578
2	24.242	34.939	26.681	24.589	1'50.451	225,3	14:15'46.029
3	24.009	34.982	26.787	24.778	1'50.556	227,6	14:17'36.585
4	23.946	35.015	26.769	24.763	1'50.493	227,2	14:19'27.078
5	24.078	34.898	26.792	24.924	1'50.692	224,3	14:21'17.770
6	25.222	35.617	27.451	46.362	2'14.652P	228,1	14:23'32.422
7	3'40.037	42.534	27.027	24.837	5'14.435P		14:28'46.857
8	23.703	34.819	26.601	24.622	1'49.745	232,5	14:30'36.602
9	24.019	34.821	26.593	24.979	1'50.412	230,6	14:32'27.014
10	24.045	34.951	26.644	24.684	1'50.324	225,8	14:34'17.338
11	28.205	35.476	27.031	24.778	1'55.490	232,5	14:36'12.828

21° 7 B. FERNANDEZ [1'49.795]							
Lap	Seg1	Seg2	Seg3	Seg4	Lap Time	km/h	Local Time
		36.382	27.325	24.537			14:12'19.541
1	23.717	34.898	26.668	24.512	1'49.795	243,5	14:14'09.336
2	23.661	35.086	26.670	24.524	1'49.941	243,5	14:15'59.277
3	23.831	35.494	26.858	46.691	2'12.874CP	243,5	14:18'12.151
4	6'30.319	35.307	26.830	24.657	7'57.113P		14:26'09.264
5	23.695	34.906	26.648	24.623	1'49.872	241,9	14:27'59.136
6	23.770	35.045	26.844	24.518	1'50.177	238,7	14:29'49.313
7	23.555	34.983	26.724	24.677	1'49.939	246,3	14:31'39.252
8	23.685	35.004	26.810	24.761	1'50.260	236,1	14:33'29.512
9	24.118	35.672	27.254	24.795	1'51.839	230,6	14:35'21.351

22° 69 A. DI PERSIO [1'49.843]							
Lap	Seg1	Seg2	Seg3	Seg4	Lap Time	km/h	Local Time
		36.297	27.441	24.902			14:13'05.684
1	24.097	35.130	26.894	24.606	1'50.727	240,8	14:14'56.411
2	23.918	34.800	26.925	24.603	1'50.246	236,6	14:16'46.657
3	24.250	35.068	27.062	24.384	1'50.764	233,5	14:18'37.421
4	24.022	34.919	27.053	25.970	1'51.964	228,6	14:20'29.385
5	24.072	35.347	27.375	44.905	2'11.699P	229,6	14:22'41.084
6	4'35.508	37.322	27.564	24.629	6'05.023P		14:28'46.107
7	23.905	34.784	26.824	24.582	1'50.095	240,3	14:30'36.202
8	23.864	35.688	27.157	24.584	1'51.293	230,6	14:32'27.495
9	23.922	34.809	26.827	24.285	1'49.843	236,6	14:34'17.338
10	23.690	35.182	27.099	24.678	1'50.649	233,0	14:36'07.987

23° 55 H. DESSOY [1'49.890]							
Lap	Seg1	Seg2	Seg3	Seg4	Lap Time	km/h	Local Time
		36.090	27.316	25.373			14:12'09.822
1	24.329	35.246	26.857	24.967	1'51.399	224,8	14:14'01.221
2	24.125	35.046	26.731	25.044	1'50.946	224,3	14:15'52.167
3	40.291	36.663	27.252	46.144	2'30.350CP	227,6	14:18'22.517
4	6'24.198	35.267	30.088	25.675	7'55.228P		14:26'17.745
5	24.321	35.245	26.684	24.490	1'50.740	226,2	14:28'08.485
6	23.623	34.910	26.672	24.857	1'50.062	232,5	14:29'58.547
7	24.579	34.802	27.190	27.300	1'53.871	225,3	14:31'52.418
8	23.929	34.938	26.881	24.523	1'50.271	232,5	14:33'42.689
9	23.880	35.061	26.597	24.352	1'49.890	230,6	14:35'32.579

24° 12 H. MAIER [1'49.916]							
Lap	Seg1	Seg2	Seg3	Seg4	Lap Time	km/h	Local Time
1	24.579	35.090	27.148	24.710	1'51.527	230,1	14:14'09.228
2	23.919	35.157	26.784	24.634	1'50.494C	243,0	14:15'59.722
3	23.785	35.267	27.486	48.390	2'14.928CP	237,1	14:18'14.650
4	6'17.981	37.772	33.095	26.161	7'55.009P		14:26'09.659
5	23.638	35.027	26.749	24.502	1'49.916	232,5	14:27'59.575
6	23.664	34.994	29.133	25.875	1'53.666	237,6	14:29'53.241
7	23.838	34.990	28.395	31.876	1'59.099	231,5	14:31'52.340
8	23.522	35.138	28.005	26.189	1'52.854	236,1	14:33'45.194
9	23.666	35.173	26.970	24.682	1'50.491	236,1	14:35'35.685

25° 26 M. GENNAI [1'50.071]							
Lap	Seg1	Seg2	Seg3	Seg4	Lap Time	km/h	Local Time
1	24.187	36.777	27.818	25.172			14:12'12.352
2	24.017	35.130	27.053	24.884	1'51.254	232,5	14:14'03.606
3	25.060	35.739	27.097	24.788	1'58.999C	236,1	14:16'02.605
4	25.060	35.739	27.504	44.400	2'12.703P	231,5	14:18'15.308
5	2'02.945	35.681	27.203	24.906	3'30.735P		14:21'46.043
6	24.091	35.411	26.992	24.878	1'51.372	229,6	14:23'37.415
7	24.092	35.151	26.985	25.032	1'51.260	229,6	14:25'28.675
8	24.149	35.779	27.310	44.403	2'11.641P	227,6	14:27'40.316
9	2'31.467	37.476	27.329	25.212	4'01.484P		14:31'41.800
10	24.327	35.090	26.908	24.787	1'51.112	233,5	14:33'32.912
11	23.822	34.910	26.667	24.672	1'50.071	234,0	14:35'22.983

26° 77 J. OSUNA [1'50.355]							
Lap	Seg1	Seg2	Seg3	Seg4	Lap Time	km/h	Local Time
1	24.457	36.562	27.530	25.274			14:12'13.454
2	24.481	35.373	27.203	25.078	1'52.111	228,1	14:14'05.565
3	24.481	35.014	26.598	24.869	1'50.962	225,8	14:15'56.527
4	23.958	35.850	26.990	45.817	2'12.615P	235,6	14:18'09.142
5	3'58.577	36.132	26.801	24.922	5'26.432P		14:23'35.574
6	24.056	34.832	26.652	24.959	1'50.499	225,8	14:25'26.073
7	24.017	34.796	26.615	24.927	1'50.355	224,3	14:27'16.428
8	25.425	37.820	31.816	46.472	2'21.533P	224,3	14:29'37.961
9	1'36.863	35.911	26.685	24.942	3'04.401P		14:32'42.362
10	24.051	34.849	26.587	24.913	1'50.400	223,9	14:34'32.762
11	23.996	34.864	26.631	25.031	1'50.522	224,8	14:36'23.284

27° 93 A. AGASKA [1'50.644]							
Lap	Seg1	Seg2	Seg3	Seg4	Lap Time	km/h	Local Time
1	23.986	36.718	30.264	24.906			14:12'19.540
2	24.083	35.301	28.040	24.851	1'52.178	235,1	14:14'11.718
3	24.083	45.428	28.960	44.778	2'23.249CP	234,5	14:16'34.967
4	2'34.428	37.755	28.173	25.041	4'05.397P		14:20'40.364
5	24.146	35.716	27.841	25.060	1'52.763	227,6	14:22'33.127
6	25.862	37.419	27.713	45.148	2'16.142P	227,2	14:24'49.269
7	3'27.519	42.949	29.752	33.731	5'13.951P		14:30'03.220
8	24.075	35.671	27.127	24.814	1'51.687	229,6	14:31'54.907
9	23.801	35.274	27.110	24.749	1'50.934	232,0	14:33'45.841
10	23.877	35.264	26.938	24.565	1'50.644	234,5	14:35'36.485

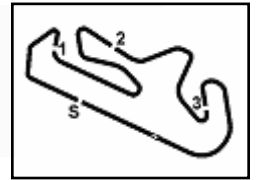
28° 40 J. CORREA [1'50.767]							
Lap	Seg1	Seg2	Seg3	Seg4	Lap Time	km/h	Local Time
		35.989	27.850	25.443			14:12'05.284
1	24.613	35.419	48.973	25.833	2'14.838	231,0	14:14'20.122
2	24.133	36.409	27.253	24.788	1'52.583C	231,5	14:16'12.705
3	24.376	36.998	27.332	25.012	1'53.718C	231,0	14:18'06.423
4	23.995	35.177	26.899	25.128	1'51.199	231,0	14:19'57.622
5	25.034	36.460	28.361	45.210	2'15.065P	232,0	14:22'12.687
6	4'32.817	37.047	27.580	25.487	6'02.931P		14:28'15.618

27/03/2026 P = Pits In/Out - C = Lap Time Cancelled

These data/results cannot be reproduced, stored and/or transmitted in whole or in part by any manner of electronic, mechanical, photocopying, recording, broadcasting or otherwise now known or herein after developed without the previous express consent by the copyright owner, except for reproduction in daily press and regular printed publications on sale to the public within 60 days of the event related to those data/results and always provided that copyright symbol appears together as follows below.

© DORNA WSBK ORGANIZATION Srl 2026





Portimao 4.492 m

4 / 4

7	24.112	35.656	27.003	25.069	1'51.840	230,6	14:30'07.458	2	1'30.233	36.436	27.507	25.500	2'59.676CP	14:17'58.357	
8	24.139	35.135	26.794	24.908	1'50.976	227,2	14:31'58.434	3	24.290	36.012	27.236	25.368	1'52.906	222,5	14:19'51.263
9	24.018	35.077	26.813	24.859	1'50.767	230,1	14:33'49.201	4	27.291	36.065	27.316	25.273	1'55.945	219,8	14:21'47.208
10	24.213	39.730	28.653	25.919	1'58.515	231,0	14:35'47.716	5	24.193	36.088			1'53.249C	227,6	14:23'40.457

29° 89 T. AKSU [1'50.883]							
Lap	Seg.1	Seg.2	Seg.3	Seg.4	Lap Time	km/h	Local Time
		36.686	30.352	27.715			14:12'35.191
1	24.204	35.439	27.287	25.450	1'52.380	231,5	14:14'27.571
2	24.962	36.145	27.430	24.844	1'53.381C	223,4	14:16'20.952
3	24.142	35.745	27.333	43.839	2'11.059CP	230,6	14:18'32.011
4	6'00.457	37.785	31.052	29.000	7'38.294P		14:26'10.305
5	23.877	35.150	26.973	24.883	1'50.883	232,5	14:28'01.188
6	25.533	36.472	29.271	27.355	1'58.631	231,5	14:29'59.819
7	24.049	35.309	27.241	25.163	1'51.762	234,0	14:31'51.581
8	23.912	35.010	27.218	24.819	1'50.959	234,5	14:33'42.540
9	24.112	35.245	26.783	24.803	1'50.943	239,2	14:35'33.483

30° 92 G. CAZARD [1'51.427]							
Lap	Seg.1	Seg.2	Seg.3	Seg.4	Lap Time	km/h	Local Time
		36.757	27.494	25.405			14:12'10.985
1	24.533	35.303	27.122	25.155	1'52.113	229,1	14:14'03.098
2	24.101	35.559	26.812	24.955	1'51.427	235,6	14:15'54.525
3	51.680	38.338	28.047	48.794	2'46.859CP	231,5	14:18'41.384
4	5'40.963	37.021	34.928	30.398	7'23.310P		14:26'04.694
5	24.227	35.451	27.106	25.133	1'51.917	228,6	14:27'56.611
6	24.318	35.697	27.037	25.198	1'52.250	227,6	14:29'48.861
7	24.326	35.725	31.171	25.576	1'56.798	227,6	14:31'45.659
8	25.094	36.079	27.721	25.860	1'54.754	236,1	14:33'40.413
9	24.144	35.442	27.293	24.894	1'51.773	229,6	14:35'32.186

31° 21 T. SOVICKA [1'51.947]							
Lap	Seg.1	Seg.2	Seg.3	Seg.4	Lap Time	km/h	Local Time
							14:12'13.655
1					1'51.947		14:14'05.602
2					2'21.250CP		14:16'26.852
3	2'50.819	36.216	27.288	25.333	4'19.656CP		14:20'46.508
4	24.485	35.573	27.527	25.465	1'53.050	230,1	14:22'39.558
5	24.389	35.593	27.829	44.688	2'12.499P	228,6	14:24'52.057
6	1'53.840	36.145	27.617	25.297	3'22.899P		14:28'14.956
7	24.240	35.689	27.876	24.959	1'52.764	233,0	14:30'07.720
8	26.278	41.565	28.698	44.440	2'20.981P	229,1	14:32'28.701

32° 66 P. TONN [1'52.137]							
Lap	Seg.1	Seg.2	Seg.3	Seg.4	Lap Time	km/h	Local Time
		36.776	27.404	25.524			14:12'10.786
1	24.553	35.091	27.061	25.432	1'52.137	226,2	14:14'02.923
2	24.070	39.187	28.400	25.937	2'39.631	233,0	14:36'42.554

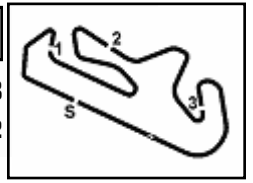
33° 27 F. MULYA [1'52.743]							
Lap	Seg.1	Seg.2	Seg.3	Seg.4	Lap Time	km/h	Local Time
		36.595	34.446	26.136			14:12'25.079
1	25.786	39.735	34.438	51.246	2'31.205P	228,6	14:14'56.284
2	4'12.516	37.963	28.857	45.573	6'04.909P		14:21'01.193
3	9'12.237	36.689	28.765	26.413	10'44.104P		14:31'45.297
4	24.424	35.858	27.399	25.062	1'52.743	231,0	14:33'38.040
5	24.603	36.132	27.454	25.156	1'53.345	228,6	14:35'31.385

34° 79 T. ALONSO [1'52.760]							
Lap	Seg.1	Seg.2	Seg.3	Seg.4	Lap Time	km/h	Local Time
							14:12'34.593
1					2'24.088P		14:14'58.681

27/03/2026 P = Pits In/Out - C = Lap Time Cancelled

These data/results cannot be reproduced, stored and/or transmitted in whole or in part by any manner of electronic, mechanical, photocopying, recording, broadcasting or otherwise now known or herein after developed without the previous express consent by the copyright owner, except for reproduction in daily press and regular printed publications on sale to the public within 60 days of the event related to those data/results and always provided that copyright symbol appears together as follows below.

© DORNA WSBK ORGANIZATION Srl 2026



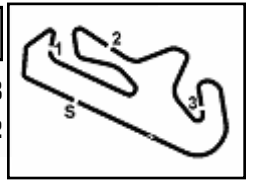
Pirelli Portuguese Round, 27-29 March 2026
Best Laps & Speeds

No.	Rider Bike	Nat	Best Lap		FP		SP												
			LL	SPD	LL	SPD	LL	SPD											
1	91 M. VANNUCCI Aprilia RS 660 Factory	ITA	1'48.553 22 246,8		1'49.395 12 244,1		1'48.553 10 246,8												
2	65 F. FLEERACKERS Suzuki GSX-8R	BEL	1'48.563 21 245,7		1'48.823 12 245,7		1'48.563 9 238,7												
3	38 D. SALVADOR Kawasaki ZX-6R 636	ESP	1'48.759 21 240,3		1'49.312 10 235,6		1'48.759 11 240,3												
4	68 K. BEEKMANS Suzuki GSX-8R	NED	1'48.785 18 243,5		1'49.546 9 243,5		1'48.785 9 241,3												
5	6 J. BUIS Suzuki GSX-8R	NED	1'48.842 21 244,6		1'48.980 12 244,6		1'48.842 9 242,4												
6	71 L. VENEMAN Kawasaki ZX-6R 636	NED	1'48.867 21 238,7		1'48.901 11 236,6		1'48.867 10 238,7												
7	18 B. IERACI Triumph Daytona 660	ITA	1'49.068 16 237,1		1'49.797 6 234,0		1'49.068 10 237,1												
8	36 D. PONCET Honda CBR600R	FRA	1'49.150 17 238,2		1'49.748 9 238,2		1'49.150 8 237,6												
9	73 F. SEABRIGHT Triumph Daytona 660	GBR	1'49.166 16 235,6		1'50.148 7 232,0		1'49.166 9 235,6												
10	47 A. TORRES Kawasaki ZX-6R 636	ESP	1'49.414 19 240,3		1'49.414 10 240,3		1'49.457 9 238,7												
11	34 X. ARTIGAS Kawasaki ZX-6R 636	ESP	1'49.433 18 236,1		1'49.433 8 236,1		1'49.465 10 233,0												
12	50 C. THOMPSON Yamaha YZF-R7	AUS	1'49.444 19 244,6		1'50.034 9 244,6		1'49.444 10 244,1												
13	16 A. FUERTES Kawasaki ZX-6R 636	ESP	1'49.477 20 244,1		1'49.523 10 244,1		1'49.477 10 240,3												
14	43 M. GAGGI Yamaha YZF-R7	ITA	1'49.481 20 241,9		1'50.268 10 241,9		1'49.481 10 241,9												
15	23 E. BARTOLINI Triumph Daytona 660	ITA	1'49.510 17 241,9		1'49.546 8 241,9		1'49.510 9 241,3												
16	41 I. PERISTERAS Aprilia RS 660 Factory	GRE	1'49.553 18 246,8		1'50.302 9 246,8		1'49.553 9 246,3												
17	33 G. SANCHEZ Yamaha YZF-R7	ESP	1'49.635 20 243,0		1'49.755 10 243,0		1'49.635 10 239,2												
18	98 T. BENETTI Aprilia RS 660 Factory	ITA	1'49.640 25 246,3		1'49.821 12 246,3		1'49.640 13 238,7												
19	11 M. SORRENTI Aprilia RS 660 Factory	ITA	1'49.744 19 243,0		1'50.035 11 243,0		1'49.744 8 243,0												
20	39 J. RISUENO Kawasaki ZX-6R 636	ESP	1'49.745 21 233,0		1'50.581 10 233,0		1'49.745 11 232,5												
21	7 B. FERNANDEZ Kove 450RR	ESP	1'49.795 21 246,3		1'51.334 12 235,6		1'49.795 9 246,3												
22	69 A. DI PERSIO Yamaha YZF-R7	ITA	1'49.843 18 240,8		1'50.534 8 240,8		1'49.843 10 240,8												
23	55 H. DESSOY Triumph Daytona 660	GBR	1'49.865 20 235,6		1'49.865 11 235,6		1'49.890 9 232,5												
24	12 H. MAIER Yamaha YZF-R7	BRA	1'49.916 19 243,0		1'51.008 10 235,6		1'49.916 9 243,0												
25	26 M. GENNAI Yamaha YZF-R7	ITA	1'50.071 20 243,5		1'50.398 10 243,5		1'50.071 10 236,1												

27/03/2026

These data/results cannot be reproduced, stored and/or transmitted in whole or in part by any manner of electronic, mechanical, photocopying, recording, broadcasting or otherwise now known or herein after developed without the previous express consent by the copyright owner, except for reproduction in daily press and regular printed publications on sale to the public within 60 days of the event related to those data/results and always provided that copyright symbol appears together as follows below.

© DORNA WSBK ORGANIZATION Srl 2026



Portimao 4.492 m

2 / 2

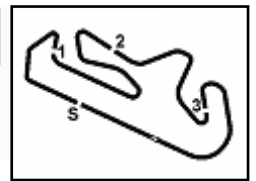
Pirelli Portuguese Round, 27-29 March 2026
Best Laps & Speeds

No.	Rider Bike	Nat	Best Lap		FP		SP								
			LL	SPD	LL	SPD	LL	SPD							
26	40 J. CORREA Kawasaki ZX-6R 636	USA	1'50.349 21	236,1	1'50.349 11	236,1	1'50.767 10	232,0							
27	77 J. OSUNA Kawasaki ZX-6R 636	ESP	1'50.355 19	235,6	1'50.602 9	235,1	1'50.355 10	235,6							
28	93 A. AGASKA Yamaha YZF-R7	INA	1'50.644 17	243,0	1'51.052 8	243,0	1'50.644 9	235,1							
29	89 T. AKSU Yamaha YZF-R7	AUS	1'50.883 19	243,0	1'51.304 10	243,0	1'50.883 9	239,2							
30	92 G. CAZARD Yamaha YZF-R7	FRA	1'51.427 12	236,1	1'52.672 3	230,1	1'51.427 9	236,1							
31	66 P. TONN Kove 450RR	GER	1'51.587 14	236,6	1'51.587 12	236,6	1'52.137 2	233,0							
32	27 F. MULYA Yamaha YZF-R7	INA	1'51.768 12	244,1	1'51.768 7	244,1	1'52.743 5	231,0							
33	21 T. SOVICKA Yamaha YZF-R7	CZE	1'51.947 18	237,6	1'52.306 10	237,6	1'51.947 8	233,0							
34	79 T. ALONSO Yamaha YZF-R7	POR	1'52.760 18	239,7	1'53.153 8	239,7	1'52.760 10	230,6							

27/03/2026

These data/results cannot be reproduced, stored and/or transmitted in whole or in part by any manner of electronic, mechanical, photocopying, recording, broadcasting or otherwise now known or herein after developed without the previous express consent by the copyright owner, except for reproduction in daily press and regular printed publications on sale to the public within 60 days of the event related to those data/results and always provided that copyright symbol appears together as follows below.

© DORNA WSBK ORGANIZATION Srl 2026



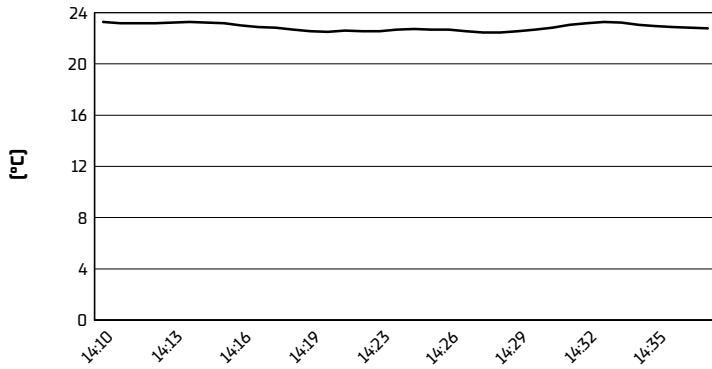
Portimao 4.492 m

Pirelli Portuguese Round, 27-29 March 2026

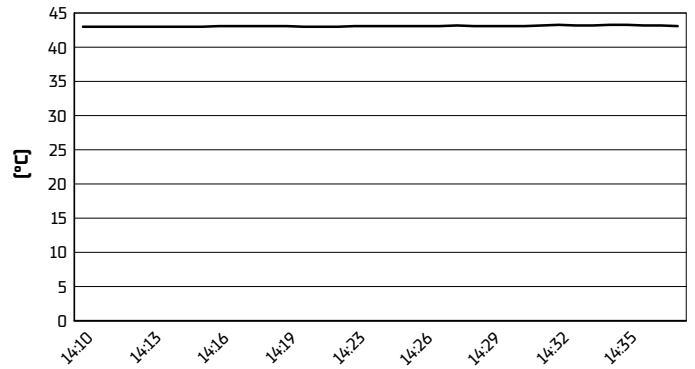
Weather Report Tissot Superpole

Session started 14:10 - Session ended 14:37


Air Temperature



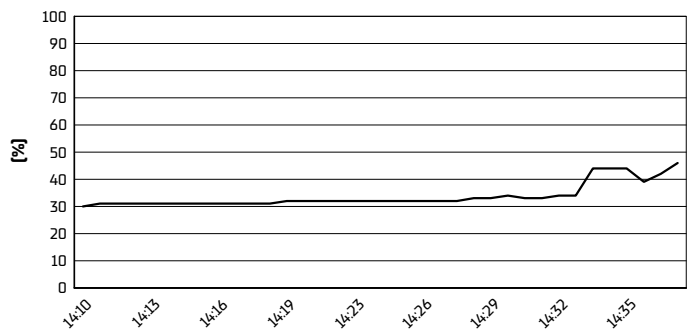
Track Temperature



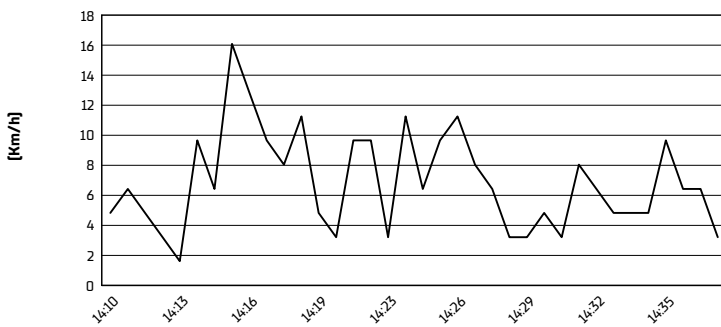
Air Pressure



Humidity



Wind Speed



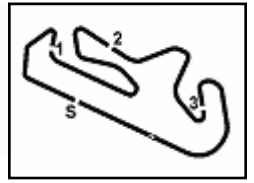
Wind Direction



27/03/2026

These data/results cannot be reproduced, stored and/or transmitted in whole or in part by any manner of electronic, mechanical, photocopying, recording, broadcasting or otherwise now known or herein after developed without the previous express consent by the copyright owner, except for reproduction in daily press and regular printed publications on sale to the public within 60 days of the event related to those data/results and always provided that copyright symbol appears together as follows below.

© DORNA WSBK ORGANIZATION Srl 2026



Portimao 4.492 m

Pirelli Portuguese Round, 27-29 March 2026
Tissot Superpole Winners

	2026
01 Portimao	Vannucci (Ita) Apr 1'48.553 (152,3 Km/h)
02 Assen	
03 Most	
04 Aragon	
05 Misano	
06 Magny-Cours	
07 Cremona	
08 Jerez	

2026

1 M. Vannucci

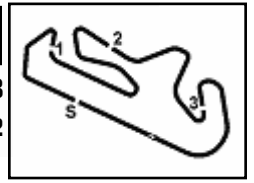
ALL TIMES

1 M. Vannucci

27/03/2026

These data/results cannot be reproduced, stored and/or transmitted in whole or in part by any manner of electronic, mechanical, photocopying, recording, broadcasting or otherwise now known or herein after developed without the previous express consent by the copyright owner, except for reproduction in daily press and regular printed publications on sale to the public within 60 days of the event related to those data/results and always provided that copyright symbol appears together as follows below.

© DORNA WSBK ORGANIZATION Srl 2026



Portimao 4.492 m

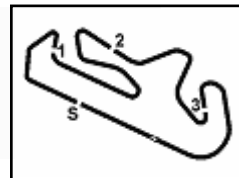
Pirelli Portuguese Round, 27-29 March 2026
Tissot Superpole Award

	Points	Points From First	Points From Previous	March 23 PORTIMAO	April 19 ASSEN	May 17 MOST	May 31 ARAGON	June 14 MISANO	September 9 MAGNY-COURS	September 27 CREMONA	October 18 JEREZ								
1 VANNUCCI Matteo (ITA)	12			12															
2 FLEERACKERS Ferre (BEL)	9	3		9															
3 SALVADOR David (ESP)	7	5	2	7															
4 BEEKMANS Kas (NED)	6	6	1	6															
5 BUIS Jeffrey (NED)	5	7	1	5															
6 VENEMAN Loris (NED)	4	8	1	4															
7 IERACI Bruno (ITA)	3	9	1	3															
8 PONCET Diego (FRA)	2	10	1	2															
9 SEABRIGHT Fenton (GBR)	1	11	1	1															

27/03/2026 Odd points columns: Tissot Superpole Even points columns: Tissot Superpole Race

These data/results cannot be reproduced, stored and/or transmitted in whole or in part by any manner of electronic, mechanical, photocopying, recording, broadcasting or otherwise now known or herein after developed without the previous express consent by the copyright owner, except for reproduction in daily press and regular printed publications on sale to the public within 60 days of the event related to those data/results and always provided that copyright symbol appears together as follows below.

© DORNA WSBK ORGANIZATION Srl 2026



Portimao 4.492 m

Pirelli Portuguese Round, 27-29 March 2026

Provisional Starting Grid - Race 1 (11 Laps x 4,492 km = 49,412 km)

1	1	91 VANNUCCI M. Aprilia 1'48.553	2	65 FLEERACKERS F. Suzuki 1'48.563	3	38 SALVADOR D. Kawasaki 1'48.759
2	4	68 BEEKMANS K. Suzuki 1'48.785	5	6 BUIS J. Suzuki 1'48.842	6	71 VENEMAN L. Kawasaki 1'48.867
3	7	18 IERACI B. Triumph 1'49.068	8	36 PONCET D. Honda 1'49.150	9	73 SEABRIGHT F. Triumph 1'49.166
4	10	50 THOMPSON C. Yamaha 1'49.444	11	47 TORRES A. Kawasaki 1'49.457	12	34 ARTIGAS X. Kawasaki 1'49.465
5	13	16 FUERTES A. Kawasaki 1'49.477	14	43 GAGGI M. Yamaha 1'49.481	15	23 BARTOLINI E. Triumph 1'49.510
6	16	41 PERISTERAS I. Aprilia 1'49.553	17	33 SANCHEZ G. Yamaha 1'49.635	18	98 BENETTI T. Aprilia 1'49.640
7	19	11 SORRENTI M. Aprilia 1'49.744	20	39 RISUENO J. Kawasaki 1'49.745	21	7 FERNANDEZ B. Kove 1'49.795
8	22	69 DI PERSIO A. Yamaha 1'49.843	23	55 DESSOY H. Triumph 1'49.890	24	12 MAIER H. Yamaha 1'49.916
9	25	26 GENNAI M. Yamaha 1'50.071	26	77 OSUNA J. Kawasaki 1'50.355	27	93 AGASKA A. Yamaha 1'50.644
10	28	40 CORREA J. Kawasaki 1'50.767	29	89 AKSU T. Yamaha 1'50.883	30	92 CAZARD G. Yamaha 1'51.427
11	31	21 SOVICKA T. Yamaha 1'51.947	32	66 TONN P. Kove 1'52.137	33	27 MULYA F. Yamaha 1'52.743
12	34	79 ALONSO T. Yamaha 1'52.760				

27/03/2026 The Race Director: **Stefano Carioia**

These data/results cannot be reproduced, stored and/or transmitted in whole or in part by any manner of electronic, mechanical, photocopying, recording, broadcasting or otherwise now known or herein after developed without the previous express consent by the copyright owner, except for reproduction in daily press and regular printed publications on sale to the public within 60 days of the event related to those data/results and always provided that copyright symbol appears together as follows below. © DORNA WSBK ORGANIZATION Srl 2026

FICR PERUGIA TIMING

