

**Pirelli Portuguese Round, 27-29 March 2026**  
**Results Warm Up 1**

No.	Rider	Nat	Team	Bike	Time	Gap	Rel.	Laps	Speed	
									Avg	Max
1	<b>47 A. TORRES</b>	ESP	Team ProDina Kawasaki XCI	Kawasaki ZX-6R 636	<b>1'49.083</b>			5	148,247	<b>238,2</b>
2	<b>38 D. SALVADOR</b>	ESP	Team ProDina Kawasaki XCI	Kawasaki ZX-6R 636	<b>1'49.154</b>	0.071	0.071	5	148,150	<b>238,2</b>
3	<b>91 M. VANNUCCI</b>	ITA	Revo-M2	Aprilia RS 660 Factory	<b>1'49.171</b>	0.088	0.017	5	148,127	<b>247,4</b>
4	<b>68 K. BEEKMANS</b>	NED	VLR Racing Team Suzuki	Suzuki GSX-8R	<b>1'49.231</b>	0.148	0.060	5	148,046	<b>242,4</b>
5	<b>71 L. VENEMAN</b>	NED	MTM Kawasaki	Kawasaki ZX-6R 636	<b>1'49.300</b>	0.217	0.069	5	147,952	<b>239,7</b>
6	<b>6 J. BUIS</b>	NED	Track & Trades Wixx Racing	Suzuki GSX-8R	<b>1'49.336</b>	0.253	0.036	5	147,904	<b>244,6</b>
7	<b>34 X. ARTIGAS</b>	ESP	MTM Kawasaki	Kawasaki ZX-6R 636	<b>1'49.402</b>	0.319	0.066	5	147,814	<b>243,0</b>
8	<b>18 B. IERACI</b>	ITA	CM Triumph Factory Racing	Triumph Daytona 660	<b>1'49.453</b>	0.370	0.051	5	147,746	<b>240,3</b>
9	<b>73 F. SEABRIGHT</b>	GBR	PHR Performance Triumph	Triumph Daytona 660	<b>1'49.487</b>	0.404	0.034	4	147,700	<b>238,7</b>
10	<b>23 E. BARTOLINI</b>	ITA	CM Triumph Factory Racing	Triumph Daytona 660	<b>1'49.496</b>	0.413	0.009	5	147,688	<b>239,7</b>
11	<b>50 C. THOMPSON</b>	AUS	Team BrCorse	Yamaha YZF-R7	<b>1'49.508</b>	0.425	0.012	5	147,671	<b>240,8</b>
12	<b>77 J. OSUNA</b>	ESP	Deza-Box 77 Racing Team	Kawasaki ZX-6R 636	<b>1'49.762</b>	0.679	0.254	5	147,330	<b>240,8</b>
13	<b>16 A. FUERTES</b>	ESP	Deza-Box 77 Racing Team	Kawasaki ZX-6R 636	<b>1'49.869</b>	0.786	0.107	5	147,186	<b>239,2</b>
14	<b>65 F. FLEERACKERS</b>	BEL	Track & Trades Wixx Racing	Suzuki GSX-8R	<b>1'50.019</b>	0.936	0.150	5	146,986	<b>244,1</b>
15	<b>36 D. PONCET</b>	FRA	Rac41-Honda	Honda CBR600R	<b>1'50.037</b>	0.954	0.018	4	146,961	<b>236,1</b>
16	<b>11 M. SORRENTI</b>	ITA	Revo-M2	Aprilia RS 660 Factory	<b>1'50.089</b>	1.006	0.052	5	146,892	<b>243,5</b>
17	<b>41 I. PERISTERAS</b>	GRE	MMR	Aprilia RS 660 Factory	<b>1'50.208</b>	1.125	0.119	5	146,733	<b>250,3</b>
18	<b>43 M. GAGGI</b>	ITA	Team BrCorse	Yamaha YZF-R7	<b>1'50.228</b>	1.145	0.020	5	146,707	<b>244,1</b>
19	<b>40 J. CORREA</b>	USA	Pons Motosport Italika Racing	Kawasaki ZX-6R 636	<b>1'50.596</b>	1.513	0.368	4	146,219	<b>235,6</b>
20	<b>55 H. DESOY</b>	GBR	PHR Performance Triumph	Triumph Daytona 660	<b>1'50.720</b>	1.637	0.124	5	146,055	<b>235,1</b>
21	<b>21 T. SOVICKA</b>	CZE	Panattoni BGR Smrz Racing	Yamaha YZF-R7	<b>1'50.782</b>	1.699	0.062	5	145,973	<b>245,2</b>
22	<b>39 J. RISUENO</b>	ESP	Pons Motosport Italika Racing	Kawasaki ZX-6R 636	<b>1'50.791</b>	1.708	0.009	5	145,961	<b>236,1</b>
23	<b>33 G. SANCHEZ</b>	ESP	ARCO Yamaha MotoR University Team	Yamaha YZF-R7	<b>1'50.791</b>	1.708	0.000	1	145,961	<b>245,7</b>
24	<b>27 F. MULYA</b>	INA	Progp Nitiracing	Yamaha YZF-R7	<b>1'51.044</b>	1.961	0.253	5	145,629	<b>241,3</b>
25	<b>26 M. GENNAI</b>	ITA	Panattoni BGR Smrz Racing	Yamaha YZF-R7	<b>1'51.099</b>	2.016	0.055	5	145,557	<b>238,2</b>
26	<b>98 T. BENETTI</b>	ITA	MMR	Aprilia RS 660 Factory	<b>1'51.246</b>	2.163	0.147	4	145,364	<b>235,1</b>
27	<b>12 H. MAIER</b>	BRA	Yamaha AD78 FIMLA by MS Racing	Yamaha YZF-R7	<b>1'51.297</b>	2.214	0.051	3	145,298	<b>239,2</b>
28	<b>93 A. AGASKA</b>	INA	Progp Nitiracing	Yamaha YZF-R7	<b>1'51.388</b>	2.305	0.091	5	145,179	<b>240,8</b>
29	<b>66 P. TONN</b>	GER	Kove Racing Team 109	Kove 450RR	<b>1'51.710</b>	2.627	0.322	4	144,761	<b>238,7</b>
30	<b>79 T. ALONSO</b>	POR	Miguel Oliveira Team	Yamaha YZF-R7	<b>1'51.791</b>	2.708	0.081	5	144,656	<b>235,1</b>
31	<b>7 B. FERNANDEZ</b>	ESP	Kove Racing Team 109	Kove 450RR	<b>1'51.889</b>	2.806	0.098	5	144,529	<b>236,6</b>
32	<b>89 T. AKSU</b>	AUS	PATA AG Motorsport Italia	Yamaha YZF-R7	<b>1'52.045</b>	2.962	0.156	4	144,328	<b>230,6</b>
33	<b>92 G. CAZARD</b>	FRA	Yamaha AD78 FIMLA by MS Racing	Yamaha YZF-R7	<b>1'52.094</b>	3.011	0.049	5	144,265	<b>239,2</b>
----- <b>Out 105% in this Session</b> -----										
34	<b>69 A. DI PERSIO</b>	ITA	ARCO Yamaha MotoR University Team	Yamaha YZF-R7				1		

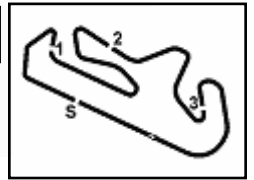
**Qualifying Lap Time (105% of 1'49.083): 1'54.538**

AIR	Humidity:	69%	Temp:	18°C
TRACK	Condition:	Dry	Temp:	25°C

Records	Pole	[SP]	2026	M.Vannucci	148,970	Km/h
	Race	[SP]	2026	M.Vannucci		
	All Times	[SP]	2026	M.Vannucci	1'48.553	148,970 Km/h

28/03/2026 Start 09:20 End 09:32 The results are provisional until the end of the time limit for protests and appeals and the completion of the technical checks. Clerk Of The Course: **Beatriz Aguas** Publication Time: **09:36**

These data/results cannot be reproduced, stored and/or transmitted in whole or in part by any manner of electronic, mechanical, photocopying, recording, broadcasting or otherwise now known or herein after developed without the previous express consent by the copyright owner, except for reproduction in daily press and regular printed publications on sale to the public within 60 days of the event related to those data/results and always provided that copyright symbol appears together as follows below.  
© DORNA WSBK ORGANIZATION Srl 2026



**Pirelli Portuguese Round, 27-29 March 2026**  
**Results Warm Up 1**

**Session Highlights**

Local Time	No. Rider	Description
09.20.00		Start of Session
09.22.58	<b>91 M. VANNUCCI</b>	#91 On Asphalt - Rejoined - Turn 5
09.24.05	<b>77 J. OSUNA</b>	#77 RACELINK GPS DOESNT WORK. IT MUST BE FIXED BEFORE THE RACE GPS IS NOT CONNECTED
09.25.24		Double Yellow Flag Out - Turn 13
09.25.33	<b>33 G. SANCHEZ</b>	#33 Crashed - Turn 13
09.25.35		Yellow Flag Out - Turn 13
09.25.42		Yellow Flag In - Turn 13
09.25.43		Riders Under Yellow Flag at Turn 13: #93 #11 #39 #55 #27 #7 #66 #6 #65
09.28.06		Yellow Flag Out - Turn 3
09.28.09		Double Yellow Flag Out - Turn 3
09.28.10		Yellow Flag Out - Turn 3
09.28.15	<b>12 H. MAIER</b>	#12 Crashed - Turn 3
09.28.36		Yellow Flag In - Turn 3
09.28.36		Riders Under Yellow Flag at Turn 3: #93 #55 #38 #27 #39 #6 #65 #7 #66 #36
09.32.36		End of Session

**Fastest Laps Sequence**

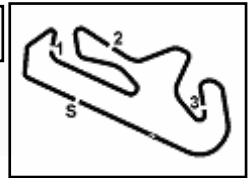
No.	Rider	Nat	Team	Bike	Local Time	Time	Gap	Avg
<b>71</b>	<b>L. VENEMAN</b>	NED	MTM Kawasaki	Kawasaki ZX-6R 636	09:23'56.187	<b>1'49.300</b>		147,952
<b>68</b>	<b>K. BEEKMANS</b>	NED	VLR Racing Team Suzuki	Suzuki GSX-8R	09:25'46.457	<b>1'49.231</b>	-0.069	148,046
<b>91</b>	<b>M. VANNUCCI</b>	ITA	Revo-M2	Aprilia RS 660 Factory	09:27'46.099	<b>1'49.176</b>	-0.055	148,120
<b>47</b>	<b>A. TORRES</b>	ESP	Team ProDina Kawasaki XCI	Kawasaki ZX-6R 636	09:29'34.449	<b>1'49.083</b>	-0.093	148,247

28/03/2026 Start 09:20 End 09:32 The results are provisional until the end of the time limit for protests and appeals and the completion of the technical checks.

Clerk Of The Course: **Beatriz Aguas**  
Publication Time: **09:36**

These data/results cannot be reproduced, stored and/or transmitted in whole or in part by any manner of electronic, mechanical, photocopying, recording, broadcasting or otherwise now known or herein after developed without the previous express consent by the copyright owner, except for reproduction in daily press and regular printed publications on sale to the public within 60 days of the event related to those data/results and always provided that copyright symbol appears together as follows below.

© DORNA WSBK ORGANIZATION Srl 2026



Portimao 4.492 m

**Pirelli Portuguese Round, 27-29 March 2026**  
**Best Sectors & Speed Warm Up 1**

BEST LAP		
1	47 A. TORRES	Kawasaki ZX-6R 636 1'49.083
2	38 D. SALVADOR	Kawasaki ZX-6R 636 1'49.154
3	91 M. VANNUCCI	Aprilia RS 660 Factory 1'49.171
4	68 K. BEEKMANS	Suzuki GSX-8R 1'49.231
5	71 L. VENEMAN	Kawasaki ZX-6R 636 1'49.300
6	6 J. BUIS	Suzuki GSX-8R 1'49.336
7	34 X. ARTIGAS	Kawasaki ZX-6R 636 1'49.402
8	18 B. IERACI	Triumph Daytona 660 1'49.453
9	73 F. SEABRIGHT	Triumph Daytona 660 1'49.487
10	23 E. BARTOLINI	Triumph Daytona 660 1'49.496
11	50 C. THOMPSON	Yamaha YZF-R7 1'49.508
12	77 J. OSUNA	Kawasaki ZX-6R 636 1'49.762
13	16 A. FUERTES	Kawasaki ZX-6R 636 1'49.869
14	65 F. FLEERACKERS	Suzuki GSX-8R 1'50.019
15	36 D. PONCET	Honda CBR600R 1'50.037
16	11 M. SORRENTI	Aprilia RS 660 Factory 1'50.089
17	41 I. PERISTERAS	Aprilia RS 660 Factory 1'50.208
18	43 M. GAGGI	Yamaha YZF-R7 1'50.228
19	40 J. CORREA	Kawasaki ZX-6R 636 1'50.596
20	55 H. DESSOY	Triumph Daytona 660 1'50.720
21	21 T. SOVICKA	Yamaha YZF-R7 1'50.782
22	33 G. SANCHEZ	Yamaha YZF-R7 1'50.791
23	39 J. RISUENO	Kawasaki ZX-6R 636 1'50.791
24	27 F. MULYA	Yamaha YZF-R7 1'51.044
25	26 M. GENNAI	Yamaha YZF-R7 1'51.099
26	98 T. BENETTI	Aprilia RS 660 Factory 1'51.246
27	12 H. MAIER	Yamaha YZF-R7 1'51.297
28	93 A. AGASKA	Yamaha YZF-R7 1'51.388
29	66 P. TONN	Kove 450RR 1'51.710
30	79 T. ALONSO	Yamaha YZF-R7 1'51.791
31	7 B. FERNANDEZ	Kove 450RR 1'51.889
32	89 T. AKSU	Yamaha YZF-R7 1'52.045
33	92 G. CAZARD	Yamaha YZF-R7 1'52.094
34	69 A. DI PERSIO	Yamaha YZF-R7

SPEED		
1	41 I. PERISTERAS	Aprilia RS 660 Factory 250,3
2	91 M. VANNUCCI	Aprilia RS 660 Factory 247,4
3	33 G. SANCHEZ	Yamaha YZF-R7 245,7
4	21 T. SOVICKA	Yamaha YZF-R7 245,2
5	6 J. BUIS	Suzuki GSX-8R 244,6
6	43 M. GAGGI	Yamaha YZF-R7 244,1
7	65 F. FLEERACKERS	Suzuki GSX-8R 244,1
8	11 M. SORRENTI	Aprilia RS 660 Factory 243,5
9	34 X. ARTIGAS	Kawasaki ZX-6R 636 243,0
10	68 K. BEEKMANS	Suzuki GSX-8R 242,4
11	27 F. MULYA	Yamaha YZF-R7 241,3
12	93 A. AGASKA	Yamaha YZF-R7 240,8
13	50 C. THOMPSON	Yamaha YZF-R7 240,8
14	77 J. OSUNA	Kawasaki ZX-6R 636 240,8
15	18 B. IERACI	Triumph Daytona 660 240,3
16	71 L. VENEMAN	Kawasaki ZX-6R 636 239,7
17	23 E. BARTOLINI	Triumph Daytona 660 239,7
18	92 G. CAZARD	Yamaha YZF-R7 239,2
19	16 A. FUERTES	Kawasaki ZX-6R 636 239,2
20	12 H. MAIER	Yamaha YZF-R7 239,2
21	66 P. TONN	Kove 450RR 238,7
22	73 F. SEABRIGHT	Triumph Daytona 660 238,7
23	38 D. SALVADOR	Kawasaki ZX-6R 636 238,2
24	47 A. TORRES	Kawasaki ZX-6R 636 238,2
25	26 M. GENNAI	Yamaha YZF-R7 238,2
26	7 B. FERNANDEZ	Kove 450RR 236,6
27	36 D. PONCET	Honda CBR600R 236,1
28	39 J. RISUENO	Kawasaki ZX-6R 636 236,1
29	40 J. CORREA	Kawasaki ZX-6R 636 235,6
30	55 H. DESSOY	Triumph Daytona 660 235,1
31	79 T. ALONSO	Yamaha YZF-R7 235,1
32	98 T. BENETTI	Aprilia RS 660 Factory 235,1
33	89 T. AKSU	Yamaha YZF-R7 230,6

SEG. 1	
1	71 L. VENEMAN 23.336
2	91 M. VANNUCCI 23.389
3	18 B. IERACI 23.467
4	47 A. TORRES 23.482
5	6 J. BUIS 23.502
6	43 M. GAGGI 23.527
7	34 X. ARTIGAS 23.532
8	68 K. BEEKMANS 23.560
9	23 E. BARTOLINI 23.563
10	41 I. PERISTERAS 23.579
11	38 D. SALVADOR 23.616
12	73 F. SEABRIGHT 23.630
13	33 G. SANCHEZ 23.639
14	36 D. PONCET 23.657
15	77 J. OSUNA 23.674
16	50 C. THOMPSON 23.681
17	11 M. SORRENTI 23.691
18	40 J. CORREA 23.745
19	65 F. FLEERACKERS 23.792
20	16 A. FUERTES 23.815
21	26 M. GENNAI 23.827
22	39 J. RISUENO 23.828
23	12 H. MAIER 23.860
24	21 T. SOVICKA 23.862
25	93 A. AGASKA 23.878
26	27 F. MULYA 23.896
27	98 T. BENETTI 23.896
28	7 B. FERNANDEZ 23.898
29	79 T. ALONSO 23.939
30	55 H. DESSOY 23.945
31	66 P. TONN 24.212
32	92 G. CAZARD 24.252
33	89 T. AKSU 24.310

SEG. 2	
1	47 A. TORRES 34.448
2	38 D. SALVADOR 34.513
3	91 M. VANNUCCI 34.541
4	16 A. FUERTES 34.647
5	34 X. ARTIGAS 34.649
6	77 J. OSUNA 34.686
7	18 B. IERACI 34.696
8	71 L. VENEMAN 34.737
9	65 F. FLEERACKERS 34.747
10	23 E. BARTOLINI 34.760
11	73 F. SEABRIGHT 34.760
12	68 K. BEEKMANS 34.775
13	6 J. BUIS 34.781
14	41 I. PERISTERAS 34.889
15	11 M. SORRENTI 34.895
16	36 D. PONCET 34.897
17	50 C. THOMPSON 34.910
18	55 H. DESSOY 34.960
19	43 M. GAGGI 35.015
20	40 J. CORREA 35.057
21	33 G. SANCHEZ 35.074
22	12 H. MAIER 35.125
23	21 T. SOVICKA 35.132
24	98 T. BENETTI 35.169
25	39 J. RISUENO 35.214
26	26 M. GENNAI 35.219
27	92 G. CAZARD 35.283
28	27 F. MULYA 35.350
29	89 T. AKSU 35.380
30	93 A. AGASKA 35.495
31	66 P. TONN 35.546
32	79 T. ALONSO 35.689
33	7 B. FERNANDEZ 35.710
34	69 A. DI PERSIO 37.738

SEG. 3	
1	38 D. SALVADOR 26.441
2	6 J. BUIS 26.453
3	68 K. BEEKMANS 26.469
4	34 X. ARTIGAS 26.485
5	47 A. TORRES 26.515
6	65 F. FLEERACKERS 26.527
7	23 E. BARTOLINI 26.529
8	77 J. OSUNA 26.532
9	50 C. THOMPSON 26.539
10	73 F. SEABRIGHT 26.554
11	91 M. VANNUCCI 26.571
12	71 L. VENEMAN 26.594
13	18 B. IERACI 26.594
14	41 I. PERISTERAS 26.639
15	40 J. CORREA 26.716
16	36 D. PONCET 26.729
17	16 A. FUERTES 26.781
18	43 M. GAGGI 26.788
19	55 H. DESSOY 26.795
20	11 M. SORRENTI 26.820
21	66 P. TONN 26.943
22	27 F. MULYA 26.960
23	89 T. AKSU 26.970
24	26 M. GENNAI 26.976
25	98 T. BENETTI 26.983
26	21 T. SOVICKA 26.986
27	12 H. MAIER 27.034
28	39 J. RISUENO 27.034
29	79 T. ALONSO 27.094
30	33 G. SANCHEZ 27.107
31	93 A. AGASKA 27.142
32	7 B. FERNANDEZ 27.189
33	92 G. CAZARD 27.208
34	69 A. DI PERSIO 29.257

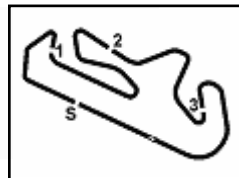
SEG. 4	
1	91 M. VANNUCCI 24.300
2	68 K. BEEKMANS 24.360
3	50 C. THOMPSON 24.372
4	6 J. BUIS 24.394
5	23 E. BARTOLINI 24.446
6	47 A. TORRES 24.455
7	73 F. SEABRIGHT 24.457
8	71 L. VENEMAN 24.459
9	65 F. FLEERACKERS 24.461
10	38 D. SALVADOR 24.481
11	11 M. SORRENTI 24.484
12	16 A. FUERTES 24.506
13	18 B. IERACI 24.548
14	34 X. ARTIGAS 24.576
15	77 J. OSUNA 24.590
16	21 T. SOVICKA 24.597
17	12 H. MAIER 24.621
18	36 D. PONCET 24.654
19	43 M. GAGGI 24.658
20	41 I. PERISTERAS 24.660
21	33 G. SANCHEZ 24.692
22	26 M. GENNAI 24.708
23	39 J. RISUENO 24.715
24	93 A. AGASKA 24.722
25	69 A. DI PERSIO 24.772
26	40 J. CORREA 24.801
27	55 H. DESSOY 24.817
28	27 F. MULYA 24.830
29	7 B. FERNANDEZ 24.845
30	66 P. TONN 24.890
31	79 T. ALONSO 24.925
32	92 G. CAZARD 25.035
33	89 T. AKSU 25.045
34	98 T. BENETTI 25.198

28/03/2026

These data/results cannot be reproduced, stored and/or transmitted in whole or in part by any manner of electronic, mechanical, photocopying, recording, broadcasting or otherwise now known or herein after developed without the previous express consent by the copyright owner, except for reproduction in daily press and regular printed publications on sale to the public within 60 days of the event related to those data/results and always provided that copyright symbol appears together as follows below.

© DORNA WSBK ORGANIZATION Srl 2026




**Pirelli Portuguese Round, 27-29 March 2026**  
**Ideal Times Warm Up 1**

Portimao 4.492 m

No.	Rider	Nat	Bike	Seg. 1	Seg. 2	Seg. 3	Seg. 4	Ideal Time		
				Diff. 1	Diff. 2	Diff. 3	Diff. 4	Best Lap	Pos.	Diff.
1	<b>91 M. VANNUCCI</b>	ITA	Aprilia RS 660 Factory	23.389	34.541 +0.126	26.571	<b>24.300</b> +0.244	<b>1'48.801</b> 1'49.171	3	0.370
2	<b>47 A. TORRES</b>	ESP	Kawasaki ZX-6R 636	23.482	<b>34.448</b> +0.110	26.515 +0.073	24.455	<b>1'48.900</b> 1'49.083	1	0.183
3	<b>38 D. SALVADOR</b>	ESP	Kawasaki ZX-6R 636	23.616 +0.036	34.513	<b>26.441</b> +0.019	24.481 +0.048	<b>1'49.051</b> 1'49.154	2	0.103
4	<b>71 L. VENEMAN</b>	NED	Kawasaki ZX-6R 636	<b>23.336</b> +0.141	34.737	26.594 +0.033	24.459	<b>1'49.126</b> 1'49.300	5	0.174
5	<b>6 J. BUIS</b>	NED	Suzuki GSX-8R	23.502	34.781 +0.206	26.453	24.394	<b>1'49.130</b> 1'49.336	6	0.206
6	<b>68 K. BEEKMANS</b>	NED	Suzuki GSX-8R	23.560	34.775 +0.065	26.469	24.360 +0.002	<b>1'49.164</b> 1'49.231	4	0.067
7	<b>34 X. ARTIGAS</b>	ESP	Kawasaki ZX-6R 636	23.532	34.649 +0.062	26.485	24.576 +0.098	<b>1'49.242</b> 1'49.402	7	0.160
8	<b>23 E. BARTOLINI</b>	ITA	Triumph Daytona 660	23.563	34.760 +0.007	26.529 +0.113	24.446 +0.078	<b>1'49.298</b> 1'49.496	10	0.198
9	<b>18 B. IERACI</b>	ITA	Triumph Daytona 660	23.467	34.696 +0.055	26.594 +0.093	24.548	<b>1'49.305</b> 1'49.453	8	0.148
10	<b>73 F. SEABRIGHT</b>	GBR	Triumph Daytona 660	23.630	34.760	26.554	24.457 +0.086	<b>1'49.401</b> 1'49.487	9	0.086
11	<b>77 J. OSUNA</b>	ESP	Kawasaki ZX-6R 636	23.674	34.686	26.532 +0.216	24.590 +0.064	<b>1'49.482</b> 1'49.762	12	0.280
12	<b>50 C. THOMPSON</b>	AUS	Yamaha YZF-R7	23.681	34.910	26.539 +0.006	24.372	<b>1'49.502</b> 1'49.508	11	0.006
13	<b>65 F. FLEERACKERS</b>	BEL	Suzuki GSX-8R	23.792	34.747 +0.492	26.527	24.461	<b>1'49.527</b> 1'50.019	14	0.492
14	<b>16 A. FUERTES</b>	ESP	Kawasaki ZX-6R 636	23.815	34.647	26.781 +0.017	24.506 +0.103	<b>1'49.749</b> 1'49.869	13	0.120
15	<b>41 I. PERISTERAS</b>	GRE	Aprilia RS 660 Factory	23.579 +0.110	34.889 +0.281	26.639 +0.050	24.660	<b>1'49.767</b> 1'50.208	17	0.441
16	<b>11 M. SORRENTI</b>	ITA	Aprilia RS 660 Factory	23.691	34.895	26.820	24.484 +0.199	<b>1'49.890</b> 1'50.089	16	0.199
17	<b>36 D. PONCET</b>	FRA	Honda CBR600R	23.657 +0.100	34.897	26.729	24.654	<b>1'49.937</b> 1'50.037	15	0.100
18	<b>43 M. GAGGI</b>	ITA	Yamaha YZF-R7	23.527	35.015	26.788 +0.240	24.658	<b>1'49.988</b> 1'50.228	18	0.240
19	<b>40 J. CORREA</b>	USA	Kawasaki ZX-6R 636	23.745 +0.277	35.057	26.716	24.801	<b>1'50.319</b> 1'50.596	19	0.277
20	<b>33 G. SANCHEZ</b>	ESP	Yamaha YZF-R7	23.639 +0.013	35.074 +0.266	27.107	24.692	<b>1'50.512</b> 1'50.791	23	0.279
21	<b>55 H. DESSOY</b>	GBR	Triumph Daytona 660	23.945 +0.088	34.960 +0.087	26.795	24.817 +0.028	<b>1'50.517</b> 1'50.720	20	0.203
22	<b>21 T. SOVICKA</b>	CZE	Yamaha YZF-R7	23.862 +0.048	35.132	26.986	24.597 +0.157	<b>1'50.577</b> 1'50.782	21	0.205
23	<b>12 H. MAIER</b>	BRA	Yamaha YZF-R7	23.860	35.125 +0.267	27.034	24.621 +0.390	<b>1'50.640</b> 1'51.297	27	0.657
24	<b>26 M. GENNAI</b>	ITA	Yamaha YZF-R7	23.827	35.219 +0.051	26.976 +0.156	24.708 +0.162	<b>1'50.730</b> 1'51.099	25	0.369
25	<b>39 J. RISUENO</b>	ESP	Kawasaki ZX-6R 636	23.828	35.214	27.034	24.715	<b>1'50.791</b> 1'50.791	22	
26	<b>27 F. MULYA</b>	INA	Yamaha YZF-R7	23.896	35.350	26.960 +0.008	24.830	<b>1'51.036</b> 1'51.044	24	0.008
27	<b>93 A. AGASKA</b>	INA	Yamaha YZF-R7	23.878 +0.093	35.495 +0.058	27.142	24.722	<b>1'51.237</b> 1'51.388	28	0.151
28	<b>98 T. BENETTI</b>	ITA	Aprilia RS 660 Factory	23.896	35.169	26.983	25.198	<b>1'51.246</b> 1'51.246	26	
29	<b>66 P. TONN</b>	GER	Kove 450RR	24.212	35.546 +0.032	26.943	24.890 +0.087	<b>1'51.591</b> 1'51.710	29	0.119
30	<b>7 B. FERNANDEZ</b>	ESP	Kove 450RR	23.898 +0.068	35.710 +0.068	27.189 +0.111	24.845	<b>1'51.642</b> 1'51.889	31	0.247
31	<b>79 T. ALONSO</b>	POR	Yamaha YZF-R7	23.939	35.689	27.094	24.925 +0.144	<b>1'51.647</b> 1'51.791	30	0.144
32	<b>89 T. AKSU</b>	AUS	Yamaha YZF-R7	24.310 +0.002	35.380 +0.338	26.970	25.045	<b>1'51.705</b> 1'52.045	32	0.340
33	<b>92 G. CAZARD</b>	FRA	Yamaha YZF-R7	24.252	35.283 +0.125	27.208 +0.020	25.035 +0.171	<b>1'51.778</b> 1'52.094	33	0.316
	<b>69 A. DI PERSIO</b>	ITA	Yamaha YZF-R7							
<b>Overall Ideal Time</b>				23.336	34.448	26.441	24.300	<b>1'48.525</b>		

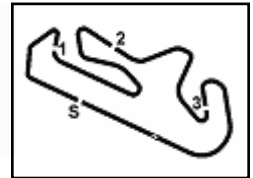
28/03/2026

These data/results cannot be reproduced, stored and/or transmitted in whole or in part by any manner of electronic, mechanical, photocopying, recording, broadcasting or otherwise now known or herein after developed without the previous express consent by the copyright owner, except for reproduction in daily press and regular printed publications on sale to the public within 60 days of the event related to those data/results and always provided that copyright symbol appears together as follows below.

© DORNA WSBK ORGANIZATION Srl 2026

FICR PERUGIA TIMING





**Pirelli Portuguese Round, 27-29 March 2026**  
**Chronological Analysis Warm Up 1**

1° 47 A. TORRES [1'49.083]							
Lap	Seg.1	Seg.2	Seg.3	Seg.4	Lap Time	km/h	Local Time
		36.063	27.310	24.701			9:22'16.100
1	23.764	<b>34.448</b>	26.897	24.613	1'49.722	235,6	9:24'05.822
2	23.759	34.779	26.691	24.611	1'49.840	235,1	9:25'55.662
3	23.579	34.578	26.853	24.694	1'49.704	<b>238,2</b>	9:27'45.366
4	<b>23.482</b>	34.558	26.588	<b>24.455</b>	<b>1'49.083</b>	237,1	9:29'34.449
5	23.647	34.646	<b>26.515</b>	24.502	1'49.310	237,1	9:31'23.759

2° 38 D. SALVADOR [1'49.154]							
Lap	Seg.1	Seg.2	Seg.3	Seg.4	Lap Time	km/h	Local Time
		35.419	26.753	24.712			9:22'28.129
1	23.878	34.761	26.603	<b>24.481</b>	1'49.723	232,0	9:24'17.852
2	23.658	34.684	26.745	24.595	1'49.682	<b>238,2</b>	9:26'07.534
3	<b>23.616</b>	34.520	<b>26.441</b>	24.733	1'49.310	234,0	9:27'56.844
4	23.842	34.895	26.605	24.629	1'49.971C	232,5	9:29'46.815
5	23.652	<b>34.513</b>	26.460	24.529	<b>1'49.154</b>	232,5	9:31'35.969

3° 91 M. VANNUCCI [1'49.171]							
Lap	Seg.1	Seg.2	Seg.3	Seg.4	Lap Time	km/h	Local Time
		36.189	26.978	24.490			9:22'10.354
1	24.045	41.470	26.842	24.638	1'56.995	245,7	9:24'07.349
2	23.483	34.930	26.684	24.477	1'49.574	243,0	9:25'56.923
3	23.471	34.745	26.660	<b>24.300</b>	1'49.176	244,1	9:27'46.099
4	24.249	<b>34.541</b>	26.648	24.384	1'49.822	246,3	9:29'35.921
5	<b>23.389</b>	34.667	<b>26.571</b>	24.544	<b>1'49.171</b>	<b>247,4</b>	9:31'25.092

4° 68 K. BEEKMANS [1'49.231]							
Lap	Seg.1	Seg.2	Seg.3	Seg.4	Lap Time	km/h	Local Time
		37.052	27.190	24.750			9:22'07.669
1	23.860	<b>34.775</b>	26.562	<b>24.360</b>	1'49.557	234,0	9:23'57.226
2	<b>23.560</b>	34.840	<b>26.469</b>	24.362	<b>1'49.231</b>	235,6	9:25'46.457
3	23.582	35.274	26.735	24.686	1'50.277	236,1	9:27'36.734
4	23.966	35.102	26.728	25.315	1'51.111	231,5	9:29'27.845
5	24.000	35.014	26.823	25.061	1'50.898	<b>242,4</b>	9:31'18.743

5° 71 L. VENEMAN [1'49.300]							
Lap	Seg.1	Seg.2	Seg.3	Seg.4	Lap Time	km/h	Local Time
		36.964	27.048	24.681			9:22'06.887
1	23.477	<b>34.737</b>	26.627	<b>24.459</b>	<b>1'49.300</b>	237,6	9:23'56.187
2	23.516	34.819	<b>26.594</b>	24.521	1'49.450	231,0	9:25'45.637
3	23.533	37.156	26.788	24.460	1'51.937	230,6	9:27'37.574
4	<b>23.336</b>	35.043	26.760	24.570	1'49.709	<b>239,7</b>	9:29'27.283
5	26.158	34.992	27.064	24.637	1'52.851	230,6	9:31'20.134

6° 6 J. BUIS [1'49.336]							
Lap	Seg.1	Seg.2	Seg.3	Seg.4	Lap Time	km/h	Local Time
		35.598	26.846	24.616			9:22'31.514
1	24.094	34.965	26.585	24.415	1'50.059	230,1	9:24'21.573
2	23.561	<b>34.781</b>	26.388	24.289	1'49.019C	235,6	9:26'10.592
3	23.665	34.825	26.482	24.519	1'49.491	<b>244,6</b>	9:28'00.083
4	23.791	34.755	26.502	24.511	1'49.559C	235,6	9:29'49.642
5	<b>23.502</b>	34.987	<b>26.453</b>	<b>24.394</b>	<b>1'49.336</b>	238,2	9:31'38.978

7° 34 X. ARTIGAS [1'49.402]							
Lap	Seg.1	Seg.2	Seg.3	Seg.4	Lap Time	km/h	Local Time
		36.146	26.821	24.839			9:22'08.811
1	23.912	34.877	26.676	<b>24.576</b>	1'50.041	<b>243,0</b>	9:23'58.852
2	<b>23.532</b>	34.711	<b>26.485</b>	24.674	<b>1'49.402</b>	239,2	9:25'48.254
3	23.658	<b>34.649</b>	26.766	24.746	1'49.819	233,5	9:27'38.073
4	23.779	34.782	26.693	24.872	1'50.126	240,8	9:29'28.199
5	23.836	35.086	26.852	24.804	1'50.578	240,8	9:31'18.777

8° 18 B. IERACI [1'49.453]							
Lap	Seg.1	Seg.2	Seg.3	Seg.4	Lap Time	km/h	Local Time
		36.500	27.039	24.959			9:22'06.476
1	24.053	34.912	26.619	24.744	1'50.328	221,6	9:23'56.804
2	23.519	<b>34.696</b>	<b>26.594</b>	24.803	1'49.612	234,5	9:25'46.416
3	23.733	34.914	28.659	25.090	1'52.396	234,5	9:27'38.812
4	<b>23.467</b>	34.751	26.687	<b>24.548</b>	<b>1'49.453</b>	238,2	9:29'28.265
5	27.619	35.754	27.001	25.035	1'55.409	<b>240,3</b>	9:31'23.674

9° 73 F. SEABRIGHT [1'49.487]							
Lap	Seg.1	Seg.2	Seg.3	Seg.4	Lap Time	km/h	Local Time
		35.789	39.863	28.468			9:24'03.424
1	23.864	35.248	27.041	<b>24.457</b>	1'50.610	238,2	9:25'54.034
2	24.003	34.985	26.679	24.501	1'50.168	<b>238,7</b>	9:27'44.202
3	<b>23.630</b>	<b>34.760</b>	<b>26.554</b>	24.543	<b>1'49.487</b>	236,6	9:29'33.689
4	23.871	34.794	26.679	24.701	1'50.045	231,0	9:31'23.734

10° 23 E. BARTOLINI [1'49.496]							
Lap	Seg.1	Seg.2	Seg.3	Seg.4	Lap Time	km/h	Local Time
		36.573	27.109	25.105			9:22'07.611
1	24.160	34.849	<b>26.529</b>	<b>24.446</b>	1'49.984	235,6	9:23'57.595
2	<b>23.563</b>	34.767	26.642	24.524	<b>1'49.496</b>	<b>239,7</b>	9:25'47.091
3	23.658	34.947	27.528	24.751	1'50.884	235,1	9:27'37.975
4	23.683	<b>34.760</b>	26.749	24.448	1'49.640	237,1	9:29'27.615
5	24.765	35.811	27.471	24.791	1'52.838	237,1	9:31'20.453

11° 50 C. THOMPSON [1'49.508]							
Lap	Seg.1	Seg.2	Seg.3	Seg.4	Lap Time	km/h	Local Time
		35.896	27.331	24.932			9:22'14.886
1	23.856	35.054	27.301	24.684	1'50.895	238,2	9:24'05.781
2	24.009	35.161	26.852	24.500	1'50.522	234,5	9:25'56.303
3	23.732	34.926	26.665	24.457	1'49.780	<b>240,8</b>	9:27'46.083
4	<b>23.764</b>	34.951	<b>26.539</b>	24.480	1'49.734	238,2	9:29'35.817
5	<b>23.681</b>	<b>34.910</b>	26.545	<b>24.372</b>	<b>1'49.508</b>	238,2	9:31'25.325

12° 77 J. OSUNA [1'49.762]							
Lap	Seg.1	Seg.2	Seg.3	Seg.4	Lap Time	km/h	Local Time
		37.836	27.176	25.046			9:22'08.293
1	23.973	34.970	26.688	24.754	1'50.385	239,7	9:23'58.678
2	24.013	34.716	<b>26.532</b>	<b>24.590</b>	1'49.851	231,0	9:25'48.529
3	<b>23.674</b>	<b>34.686</b>	26.748	24.654	<b>1'49.762</b>	237,6	9:27'38.291
4	23.741	34.796	26.644	24.795	1'49.976	<b>240,8</b>	9:29'28.267
5	23.949	35.048	26.814	24.841	1'50.652	239,2	9:31'18.919

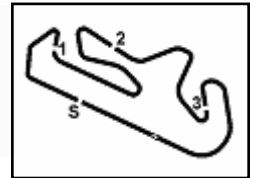
13° 16 A. FUERTES [1'49.869]							
Lap	Seg.1	Seg.2	Seg.3	Seg.4	Lap Time	km/h	Local Time
		36.745	27.309	24.984			9:22'06.826
1	24.025	34.962	26.827	24.656	1'50.470	236,1	9:23'57.296
2	23.899	34.932	26.863	<b>24.506</b>	1'50.200	<b>239,2</b>	9:25'47.496
3	<b>23.815</b>	<b>34.647</b>	26.798	24.609	<b>1'49.869</b>	235,1	9:27'37.365
4	23.823	34.907	<b>26.781</b>	24.605	1'50.116	232,0	9:29'27.481
5	24.924	35.022	26.909	24.616	1'51.471	234,5	9:31'18.952

14° 65 F. FLEERACKERS [1'50.019]							
Lap	Seg.1	Seg.2	Seg.3	Seg.4	Lap Time	km/h	Local Time
		35.654	26.872	24.775			9:22'31.498
1	23.999	34.902	26.551	24.632	1'50.084	229,6	9:24'21.582
2	23.837	<b>34.747</b>	26.421	24.377	1'49.382C	233,5	9:26'10.964
3	<b>23.792</b>	35.239	<b>26.527</b>	<b>24.461</b>	<b>1'50.019</b>	243,5	9:28'00.983
4	23.593	34.784	26.332	24.238	1'48.947C	238,2	9:29'49.930
5	25.695	35.199	26.622	24.579	1'52.095	<b>244,1</b>	9:31'42.025

28/03/2026 P = Pits In/Out - C = Lap Time Cancelled

These data/results cannot be reproduced, stored and/or transmitted in whole or in part by any manner of electronic, mechanical, photocopying, recording, broadcasting or otherwise now known or herein after developed without the previous express consent by the copyright owner, except for reproduction in daily press and regular printed publications on sale to the public within 60 days of the event related to those data/results and always provided that copyright symbol appears together as follows below.

© DORNA WSBK ORGANIZATION Srl 2026



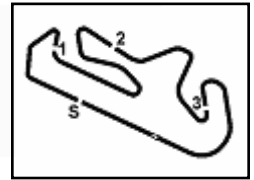
**Pirelli Portuguese Round, 27-29 March 2026**  
**Chronological Analysis Warm Up 1**

15° 36 D. PONCET [1'50.037]								22° 39 J. RISUENO [1'50.791]								
Lap	Seg.1	Seg.2	Seg.3	Seg.4	Lap Time	km/h	Local Time	Lap	Seg.1	Seg.2	Seg.3	Seg.4	Lap Time	km/h	Local Time	
1	23.901	35.142	26.800	24.778	1'50.621	234,0	9:24'29.913	1	25.986	36.263	27.257	24.988	1'54.494	233,0	9:24'12.141	
2	23.757	<b>34.897</b>	<b>26.729</b>	<b>24.654</b>	<b>1'50.037</b>	235,1	9:26'19.950	2	24.901	35.294	<b>27.034</b>	24.877	1'52.106C	232,0	9:26'04.247	
3	<b>23.657</b>	35.138	26.769	24.714	1'50.278	235,6	9:28'10.228	3	27.377	35.375	<b>27.034</b>	24.795	1'54.581	234,5	9:27'58.828	
4	24.244	35.069	27.128	24.837	1'51.278C	<b>236,1</b>	9:30'01.506	4	23.991	35.218	26.849	24.726	1'50.784C	233,5	9:29'49.612	
								5	<b>23.828</b>	<b>35.214</b>	<b>27.034</b>	<b>24.715</b>	<b>1'50.791</b>	<b>236,1</b>	9:31'40.403	
16° 11 M. SORRENTI [1'50.089]								23° 33 G. SANCHEZ [1'50.791]								
Lap	Seg.1	Seg.2	Seg.3	Seg.4	Lap Time	km/h	Local Time	Lap	Seg.1	Seg.2	Seg.3	Seg.4	Lap Time	km/h	Local Time	
1	23.887	36.006	27.347	24.582	1'50.741	241,3	9:24'01.789	1	23.652	35.850	27.331	24.842	1'50.791	<b>245,7</b>	9:24'00.987	
2	23.925	40.622	27.250	24.422	1'56.219C	238,7	9:25'58.008	2	<b>23.639</b>	<b>35.074</b>				239,2		
3	23.803	34.966	26.977	24.544	1'50.290	239,7	9:27'48.298									
4	<b>23.691</b>	<b>34.895</b>	<b>26.820</b>	24.683	<b>1'50.089</b>	<b>243,5</b>	9:29'38.387									
5	24.048	35.093	27.002	24.584	1'50.727	236,1	9:31'29.114									
17° 41 I. PERISTERAS [1'50.208]								24° 27 F. MULYA [1'51.044]								
Lap	Seg.1	Seg.2	Seg.3	Seg.4	Lap Time	km/h	Local Time	Lap	Seg.1	Seg.2	Seg.3	Seg.4	Lap Time	km/h	Local Time	
1	23.801	35.820	27.282	24.760	1'51.001	<b>250,3</b>	9:24'02.880	1	24.008	35.946	27.590	24.896	1'51.821	<b>241,3</b>	9:22'22.552	
2	23.689	35.170	26.689	<b>24.660</b>	<b>1'50.208</b>	244,6	9:25'53.088	2	24.059	35.759	27.164	24.890	1'51.396C	236,6	9:26'05.769	
3	<b>23.579</b>	35.084	26.931	25.082	1'50.676	237,1	9:27'43.764	3	<b>23.896</b>	<b>35.350</b>	26.968	<b>24.830</b>	<b>1'51.044</b>	236,6	9:27'56.813	
4	23.918	36.342	26.827	24.900	1'51.987	234,0	9:29'35.751	4	24.063	35.440	26.974	24.960	1'51.437C	234,0	9:29'48.250	
5	23.972	<b>34.889</b>	<b>26.639</b>	24.857	1'50.357	235,1	9:31'26.108	5	24.687	35.540	<b>26.960</b>	24.872	1'52.059	227,6	9:31'40.309	
18° 43 M. GAGGI [1'50.228]								25° 26 M. GENNAI [1'51.099]								
Lap	Seg.1	Seg.2	Seg.3	Seg.4	Lap Time	km/h	Local Time	Lap	Seg.1	Seg.2	Seg.3	Seg.4	Lap Time	km/h	Local Time	
1	23.693	35.862	27.350	24.793	1'52.114	242,4	9:24'03.789	1	24.339	36.687	27.887	24.925	1'51.554	237,6	9:24'01.731	
2	23.698	35.235	27.929	26.714	1'53.576	<b>244,1</b>	9:25'57.365	2	24.115	<b>35.219</b>	<b>26.976</b>	24.884	1'51.194	<b>238,2</b>	9:25'52.925	
3	<b>23.527</b>	<b>35.015</b>	27.028	<b>24.658</b>	<b>1'50.228</b>	242,4	9:27'47.593	3	24.085	40.666	27.336	<b>24.708</b>	1'56.795	231,5	9:27'49.720	
4	23.782	35.114	26.876	25.019	1'50.791	237,6	9:29'38.384	4	<b>23.827</b>	35.270	27.132	24.870	<b>1'51.099</b>	236,6	9:29'40.819	
5	23.535	35.026	<b>26.788</b>	24.906	1'50.255	238,7	9:31'28.639	5	23.956	35.952	27.087	24.965	1'51.960	235,1	9:31'32.779	
19° 40 J. CORREA [1'50.596]								26° 98 T. BENETTI [1'51.246]								
Lap	Seg.1	Seg.2	Seg.3	Seg.4	Lap Time	km/h	Local Time	Lap	Seg.1	Seg.2	Seg.3	Seg.4	Lap Time	km/h	Local Time	
1	24.214	37.882	27.466	25.323	1'51.464	233,0	9:23'08.206	1	25.061	41.809	28.310	26.007	1'53.717	230,1	9:23'04.547	
2	24.022	35.335	26.876	25.039	1'50.596	233,5	9:24'59.670	2	24.175	35.936	27.345	25.375	1'52.012	231,5	9:26'50.276	
3	23.977	<b>35.057</b>	<b>26.716</b>	<b>24.801</b>	<b>1'50.596</b>	233,5	9:26'50.266	3	24.313	35.332	26.992	25.314	1'53.244	226,7	9:28'43.520	
4	<b>23.745</b>	35.305	29.120	26.314	1'54.716	231,5	9:28'44.982	4	<b>23.896</b>	<b>35.169</b>	<b>26.983</b>	<b>25.198</b>	<b>1'51.246</b>	<b>235,1</b>	9:30'34.766	
		35.512	28.946	28.201	1'56.404	<b>235,6</b>	9:30'41.386									
20° 55 H. DESSOY [1'50.720]								27° 12 H. MAIER [1'51.297]								
Lap	Seg.1	Seg.2	Seg.3	Seg.4	Lap Time	km/h	Local Time	Lap	Seg.1	Seg.2	Seg.3	Seg.4	Lap Time	km/h	Local Time	
1	<b>23.945</b>	35.856	27.607	24.980	1'50.900	<b>235,1</b>	9:22'22.189	1	<b>23.860</b>	36.278	27.277	24.751	1'51.297	235,6	9:22'09.703	
2	24.233	35.165	26.973	<b>24.817</b>	1'50.900	<b>235,1</b>	9:24'13.089	2	24.899	35.392	35.392	27.034	25.011	1'52.894	237,6	9:24'01.000
3	23.965	35.270	27.029	24.631	1'51.163C	228,6	9:26'04.252	3	24.414	36.035	27.160	24.800	1'52.894	237,6	9:25'53.894	
4	24.324	<b>34.960</b>	26.940	24.912	1'50.777	228,6	9:27'55.029	4								
5	24.033	37.387	26.801	24.696	1'53.208C	232,5	9:29'48.237									
		35.047	<b>26.795</b>	24.845	<b>1'50.720</b>	229,1	9:31'38.957									
21° 21 T. SOVICKA [1'50.782]								28° 93 A. AGASHA [1'51.388]								
Lap	Seg.1	Seg.2	Seg.3	Seg.4	Lap Time	km/h	Local Time	Lap	Seg.1	Seg.2	Seg.3	Seg.4	Lap Time	km/h	Local Time	
1	24.155	36.258	27.298	24.675	1'51.244	242,4	9:24'02.230	1	24.210	36.257	27.551	24.838	1'52.963	234,5	9:22'13.229	
2	<b>23.862</b>	35.408	27.084	<b>24.597</b>	1'51.244	242,4	9:24'02.230	2	<b>23.878</b>	36.147	27.863	24.743	1'52.963	234,5	9:24'06.192	
3	24.215	35.745	27.542	24.608	1'51.757	<b>245,2</b>	9:25'53.987	3	24.087	36.108	27.050	24.745	1'51.781C	<b>240,8</b>	9:25'57.973	
4	24.130	35.141	27.238	24.899	1'51.493	240,8	9:27'45.480	4	24.305	<b>35.495</b>	27.180	25.057	1'51.819	235,6	9:27'49.792	
5	23.910	35.726	27.809	25.190	1'52.855	233,5	9:29'38.335	5	23.971	35.368	27.062	24.885	1'51.620C	232,0	9:29'41.412	
		<b>35.132</b>	<b>26.986</b>	24.754	<b>1'50.782</b>	236,6	9:31'29.117			35.553	<b>27.142</b>	<b>24.722</b>	<b>1'51.388</b>	237,6	9:31'32.800	
29° 66 P. TONN [1'51.710]								29° 66 P. TONN [1'51.710]								
Lap	Seg.1	Seg.2	Seg.3	Seg.4	Lap Time	km/h	Local Time	Lap	Seg.1	Seg.2	Seg.3	Seg.4	Lap Time	km/h	Local Time	

28/03/2026 P = Pits In/Out - C = Lap Time Cancelled

These data/results cannot be reproduced, stored and/or transmitted in whole or in part by any manner of electronic, mechanical, photocopying, recording, broadcasting or otherwise now known or herein after developed without the previous express consent by the copyright owner, except for reproduction in daily press and regular printed publications on sale to the public within 60 days of the event related to those data/results and always provided that copyright symbol appears together as follows below.

© DORNA WSBK ORGANIZATION Srl 2026



**Pirelli Portuguese Round, 27-29 March 2026  
Chronological Analysis Warm Up 1**

		36.216	27.997	25.308			9:22'22.235
1	24.548	35.674	27.099	<b>24.890</b>	1'52.211	232,0	9:24'14.446
2	28.018	<b>35.546</b>	27.361	24.958	1'55.883C	<b>238,7</b>	9:26'10.329
3	<b>24.212</b>	35.578	<b>26.943</b>	24.977	<b>1'51.710</b>	234,5	9:28'02.039
4	28.533	37.972	28.645	25.228	2'00.378C	237,1	9:30'02.417

<b>30° 79 T. ALONSO [1'51.791]</b>							
Lap	Seg.1	Seg.2	Seg.3	Seg.4	Lap Time	km/h	Local Time
		38.143	27.581	25.243			9:22'08.677
1	24.412	35.986	27.560	25.127	1'53.085	228,1	9:24'01.762
2	24.500	36.082	28.109	25.196	1'53.887	234,0	9:25'55.649
3	24.087	35.894	27.547	<b>24.925</b>	1'52.453	234,0	9:27'48.102
4	24.076	37.548	27.249	24.980	1'53.853	<b>235,1</b>	9:29'41.955
5	<b>23.939</b>	<b>35.689</b>	<b>27.094</b>	25.069	<b>1'51.791</b>	234,5	9:31'33.746

<b>31° 7 B. FERNANDEZ [1'51.889]</b>							
Lap	Seg.1	Seg.2	Seg.3	Seg.4	Lap Time	km/h	Local Time
		36.490	27.996	25.436			9:22'22.130
1	24.281	37.063	28.128	25.654	1'55.126	235,1	9:24'17.256
2	24.557	35.881	27.347	25.129	1'52.914C	230,6	9:26'10.170
3	23.966	35.778	27.300	<b>24.845</b>	<b>1'51.889</b>	236,1	9:28'02.059
4	24.528	35.941	27.333	25.293	1'53.095C	<b>236,6</b>	9:29'55.154
5	<b>23.898</b>	<b>35.710</b>	<b>27.189</b>	25.321	1'52.118	235,6	9:31'47.272

<b>32° 89 T. AKSU [1'52.045]</b>							
Lap	Seg.1	Seg.2	Seg.3	Seg.4	Lap Time	km/h	Local Time
		36.773	30.591	27.431			9:22'55.661
1	24.511	35.980	27.564	25.385	1'53.440	<b>230,6</b>	9:24'49.101
2	24.718	41.408	28.313	27.020	2'01.459	228,6	9:26'50.560
3	<b>24.310</b>	<b>35.380</b>	27.425	25.161	1'52.276	223,4	9:28'42.836
4	24.312	35.718	<b>26.970</b>	<b>25.045</b>	<b>1'52.045</b>	229,1	9:30'34.881

<b>33° 92 G. CAZARD [1'52.094]</b>							
Lap	Seg.1	Seg.2	Seg.3	Seg.4	Lap Time	km/h	Local Time
		37.503	28.016	25.261			9:22'08.241
1	24.702	35.498	<b>27.208</b>	25.231	1'52.639	<b>239,2</b>	9:24'00.880
2	<b>24.252</b>	35.408	27.228	25.206	<b>1'52.094</b>	231,5	9:25'52.974
3	24.311	35.628	27.387	<b>25.035</b>	1'52.361	233,0	9:27'45.335
4	24.719	35.539	27.378	25.289	1'52.925	233,0	9:29'38.260
5	24.482	<b>35.283</b>	27.250	25.087	1'52.102	235,1	9:31'30.362

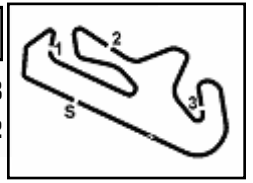
<b>34° 69 A. DI PERSIO</b>							
Lap	Seg.1	Seg.2	Seg.3	Seg.4	Lap Time	km/h	Local Time
		<b>37.738</b>	30.152	47.267			9:22'45.051
1	7'10.546	39.885	<b>29.257</b>	<b>24.772</b>	8'44.460P		9:31'29.511

28/03/2026

P = Pits In/Out - C = Lap Time Cancelled

This data/results cannot be reproduced, stored and/or transmitted in whole or in part by any manner of electronic, mechanical, photocopying, recording, broadcasting or otherwise now known or herein after developed without the previous express consent by the copyright owner, except for reproduction in daily press and regular printed publications on sale to the public within 60 days of the event related to those data/results and always provided that copyright symbol appears together as follows below.

© DORNA WSBK ORGANIZATION Srl 2026



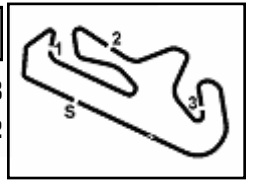
**Pirelli Portuguese Round, 27-29 March 2026**  
**Best Laps & Speeds**

No.	Rider Bike	Nat	Best Lap		FP		SP		WUP1							
			LL	SPD	LL	SPD	LL	SPD	LL	SPD						
1	<b>91 M. VANNUCCI</b> Aprilia RS 660 Factory	ITA	<b>1'48.553</b>	27 247,4	1'49.395	12 244,1	<b>1'48.553</b>	10 246,8	1'49.171	5 <b>247,4</b>						
2	<b>65 F. FLEERACKERS</b> Suzuki GSX-8R	BEL	<b>1'48.563</b>	26 245,7	1'48.823	12 <b>245,7</b>	<b>1'48.563</b>	9 238,7	1'50.019	5 244,1						
3	<b>38 D. SALVADOR</b> Kawasaki ZX-6R 636	ESP	<b>1'48.759</b>	26 240,3	1'49.312	10 235,6	<b>1'48.759</b>	11 <b>240,3</b>	1'49.154	5 238,2						
4	<b>68 K. BEEKMANS</b> Suzuki GSX-8R	NED	<b>1'48.785</b>	23 243,5	1'49.546	9 <b>243,5</b>	<b>1'48.785</b>	9 241,3	1'49.231	5 242,4						
5	<b>6 J. BUIS</b> Suzuki GSX-8R	NED	<b>1'48.842</b>	26 244,6	1'48.980	12 <b>244,6</b>	<b>1'48.842</b>	9 242,4	1'49.336	5 <b>244,6</b>						
6	<b>71 L. VENEMAN</b> Kawasaki ZX-6R 636	NED	<b>1'48.867</b>	26 239,7	1'48.901	11 236,6	<b>1'48.867</b>	10 238,7	1'49.300	5 <b>239,7</b>						
7	<b>18 B. IERACI</b> Triumph Daytona 660	ITA	<b>1'49.068</b>	21 240,3	1'49.797	6 234,0	<b>1'49.068</b>	10 237,1	1'49.453	5 <b>240,3</b>						
8	<b>47 A. TORRES</b> Kawasaki ZX-6R 636	ESP	<b>1'49.083</b>	24 240,3	1'49.414	10 <b>240,3</b>	1'49.457	9 238,7	<b>1'49.083</b>	5 238,2						
9	<b>36 D. PONCET</b> Honda CBR600R	FRA	<b>1'49.150</b>	21 238,2	1'49.748	9 <b>238,2</b>	<b>1'49.150</b>	8 237,6	1'50.037	4 236,1						
10	<b>73 F. SEABRIGHT</b> Triumph Daytona 660	GBR	<b>1'49.166</b>	20 238,7	1'50.148	7 232,0	<b>1'49.166</b>	9 235,6	1'49.487	4 <b>238,7</b>						
11	<b>34 X. ARTIGAS</b> Kawasaki ZX-6R 636	ESP	<b>1'49.402</b>	23 243,0	1'49.433	8 236,1	1'49.465	10 233,0	<b>1'49.402</b>	5 <b>243,0</b>						
12	<b>50 C. THOMPSON</b> Yamaha YZF-R7	AUS	<b>1'49.444</b>	24 244,6	1'50.034	9 <b>244,6</b>	<b>1'49.444</b>	10 244,1	1'49.508	5 240,8						
13	<b>16 A. FUERTES</b> Kawasaki ZX-6R 636	ESP	<b>1'49.477</b>	25 244,1	1'49.523	10 <b>244,1</b>	<b>1'49.477</b>	10 240,3	1'49.869	5 239,2						
14	<b>43 M. GAGGI</b> Yamaha YZF-R7	ITA	<b>1'49.481</b>	25 244,1	1'50.268	10 241,9	<b>1'49.481</b>	10 241,9	1'50.228	5 <b>244,1</b>						
15	<b>23 E. BARTOLINI</b> Triumph Daytona 660	ITA	<b>1'49.496</b>	22 241,9	1'49.546	8 <b>241,9</b>	1'49.510	9 241,3	<b>1'49.496</b>	5 239,7						
16	<b>41 I. PERISTERAS</b> Aprilia RS 660 Factory	GRE	<b>1'49.553</b>	23 250,3	1'50.302	9 246,8	<b>1'49.553</b>	9 246,3	1'50.208	5 <b>250,3</b>						
17	<b>33 G. SANCHEZ</b> Yamaha YZF-R7	ESP	<b>1'49.635</b>	21 245,7	1'49.755	10 243,0	<b>1'49.635</b>	10 239,2	1'50.791	1 <b>245,7</b>						
18	<b>98 T. BENETTI</b> Aprilia RS 660 Factory	ITA	<b>1'49.640</b>	29 246,3	1'49.821	12 <b>246,3</b>	<b>1'49.640</b>	13 238,7	1'51.246	4 235,1						
19	<b>11 M. SORRENTI</b> Aprilia RS 660 Factory	ITA	<b>1'49.744</b>	24 243,5	1'50.035	11 243,0	<b>1'49.744</b>	8 243,0	1'50.089	5 <b>243,5</b>						
20	<b>39 J. RISUENO</b> Kawasaki ZX-6R 636	ESP	<b>1'49.745</b>	26 236,1	1'50.581	10 233,0	<b>1'49.745</b>	11 232,5	1'50.791	5 <b>236,1</b>						
21	<b>77 J. OSUNA</b> Kawasaki ZX-6R 636	ESP	<b>1'49.762</b>	24 240,8	1'50.602	9 235,1	1'50.355	10 235,6	<b>1'49.762</b>	5 <b>240,8</b>						
22	<b>7 B. FERNANDEZ</b> Kove 450RR	ESP	<b>1'49.795</b>	26 246,3	1'51.334	12 235,6	<b>1'49.795</b>	9 <b>246,3</b>	1'51.889	5 236,6						
23	<b>69 A. DI PERSIO</b> Yamaha YZF-R7	ITA	<b>1'49.843</b>	19 240,8	1'50.534	8 <b>240,8</b>	<b>1'49.843</b>	10 <b>240,8</b>	1							
24	<b>55 H. DESSOY</b> Triumph Daytona 660	GBR	<b>1'49.865</b>	25 235,6	1'49.865	11 <b>235,6</b>	1'49.890	9 232,5	1'50.720	5 235,1						
25	<b>12 H. MAIER</b> Yamaha YZF-R7	BRA	<b>1'49.916</b>	22 243,0	1'51.008	10 235,6	<b>1'49.916</b>	9 <b>243,0</b>	1'51.297	3 239,2						

28/03/2026

These data/results cannot be reproduced, stored and/or transmitted in whole or in part by any manner of electronic, mechanical, photocopying, recording, broadcasting or otherwise now known or herein after developed without the previous express consent by the copyright owner, except for reproduction in daily press and regular printed publications on sale to the public within 60 days of the event related to those data/results and always provided that copyright symbol appears together as follows below.

© DORNA WSBK ORGANIZATION Srl 2026



Portimao 4.492 m

2 / 2

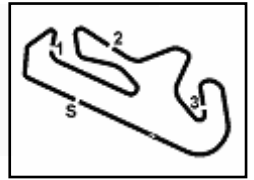
**Pirelli Portuguese Round, 27-29 March 2026**  
**Best Laps & Speeds**

No.	Rider Bike	Nat	Best Lap		FP		SP		WUP1							
			LL	SPD	LL	SPD	LL	SPD	LL	SPD						
26	<b>26 M. GENNAI</b> Yamaha YZF-R7	ITA	<b>1'50.071</b> 25	243,5	1'50.398 10	<b>243,5</b>	1'50.071 10	236,1	1'51.099 5	238,2						
27	<b>40 J. CORREA</b> Kawasaki ZX-6R 636	USA	<b>1'50.349</b> 25	236,1	1'50.349 11	<b>236,1</b>	1'50.767 10	232,0	1'50.596 4	235,6						
28	<b>93 A. AGASKA</b> Yamaha YZF-R7	INA	<b>1'50.644</b> 22	243,0	1'51.052 8	<b>243,0</b>	1'50.644 9	235,1	1'51.388 5	240,8						
29	<b>21 T. SOVICKA</b> Yamaha YZF-R7	CZE	<b>1'50.782</b> 23	245,2	1'52.306 10	237,6	1'51.947 8	233,0	<b>1'50.782</b> 5	<b>245,2</b>						
30	<b>89 T. AKSU</b> Yamaha YZF-R7	AUS	<b>1'50.883</b> 23	243,0	1'51.304 10	<b>243,0</b>	1'50.883 9	239,2	1'52.045 4	230,6						
31	<b>27 F. MULYA</b> Yamaha YZF-R7	INA	<b>1'51.044</b> 17	244,1	1'51.768 7	<b>244,1</b>	1'52.743 5	231,0	1'51.044 5	241,3						
32	<b>92 G. CAZARD</b> Yamaha YZF-R7	FRA	<b>1'51.427</b> 17	239,2	1'52.672 3	230,1	1'51.427 9	236,1	1'52.094 5	<b>239,2</b>						
33	<b>66 P. TONN</b> Kove 450RR	GER	<b>1'51.587</b> 18	238,7	1'51.587 12	236,6	1'52.137 2	233,0	1'51.710 4	<b>238,7</b>						
34	<b>79 T. ALONSO</b> Yamaha YZF-R7	POR	<b>1'51.791</b> 23	239,7	1'53.153 8	<b>239,7</b>	1'52.760 10	230,6	1'51.791 5	235,1						

28/03/2026

These data/results cannot be reproduced, stored and/or transmitted in whole or in part by any manner of electronic, mechanical, photocopying, recording, broadcasting or otherwise now known or herein after developed without the previous express consent by the copyright owner, except for reproduction in daily press and regular printed publications on sale to the public within 60 days of the event related to those data/results and always provided that copyright symbol appears together as follows below.

© DORNA WSBK ORGANIZATION Srl 2026



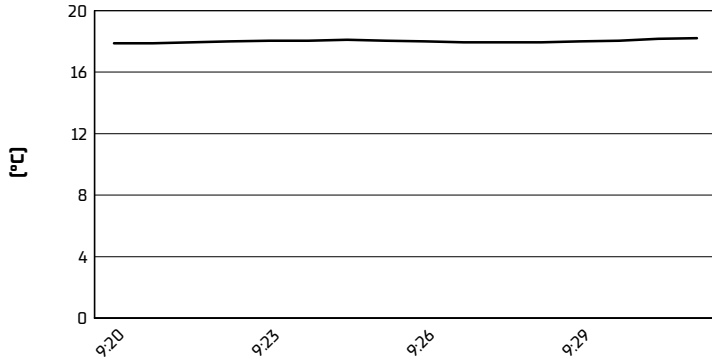
Portimao 4.492 m

**Pirelli Portuguese Round, 27-29 March 2026**

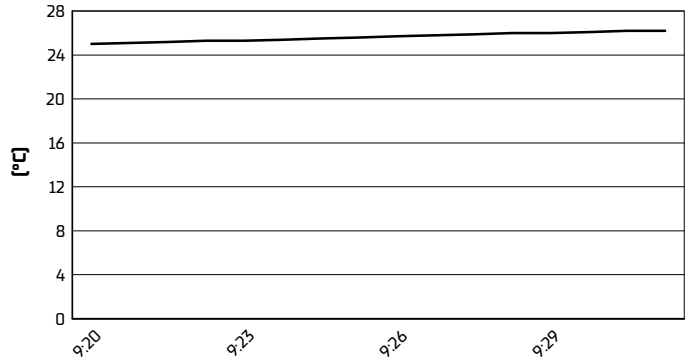
**Weather Report Warm Up 1**

Session started 09:20 - Session ended 9:32


**Air Temperature**



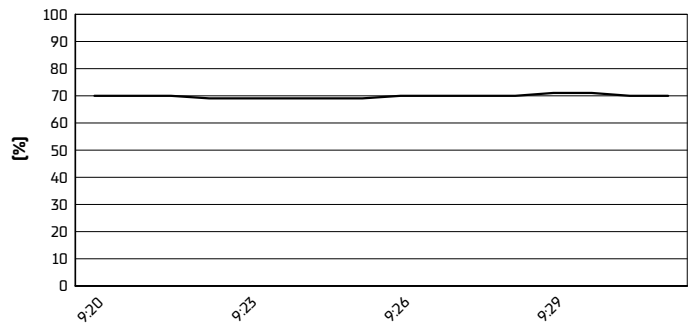
**Track Temperature**



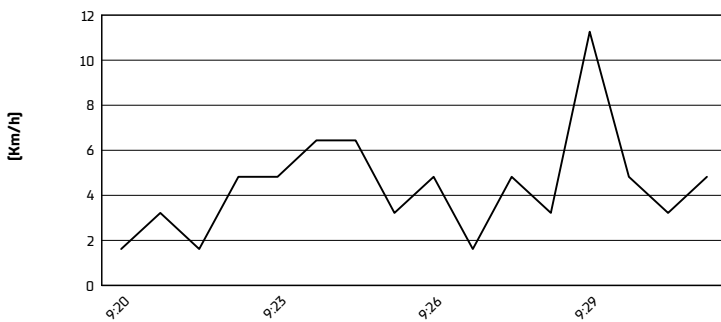
**Air Pressure**



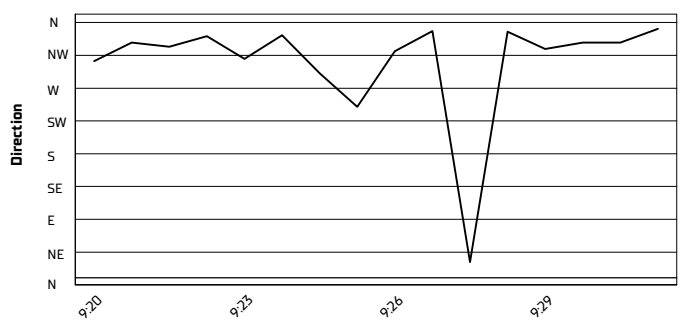
**Humidity**



**Wind Speed**



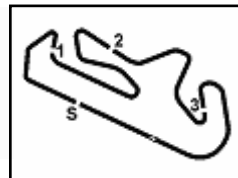
**Wind Direction**



28/03/2026

These data/results cannot be reproduced, stored and/or transmitted in whole or in part by any manner of electronic, mechanical, photocopying, recording, broadcasting or otherwise now known or herein after developed without the previous express consent by the copyright owner, except for reproduction in daily press and regular printed publications on sale to the public within 60 days of the event related to those data/results and always provided that copyright symbol appears together as follows below.

© DORNA WSBK ORGANIZATION Srl 2026



Portimao 4.492 m

## Pirelli Portuguese Round, 27-29 March 2026

### Starting Grid - Race 1 (11 Laps x 4,492 km = 49,412 km)

1	1	<b>91 VANNUCCI M.</b> Aprilia 1'48.553	2	<b>65 FLEERACKERS F.</b> Suzuki 1'48.563	3	<b>68 BEEKMANS K.</b> Suzuki 1'48.785
2	4	<b>6 BUIS J.</b> Suzuki 1'48.842	5	<b>71 VENEMAN L.</b> Kawasaki 1'48.867	6	<b>18 IERACI B.</b> Triumph 1'49.068
3	7	<b>36 PONCET D.</b> Honda 1'49.150	8	<b>73 SEABRIGHT F.</b> Triumph 1'49.166	9	<b>38 SALVADOR D.</b> Kawasaki 1'48.759
4	10	<b>50 THOMPSON C.</b> Yamaha 1'49.444	11	<b>34 ARTIGAS X.</b> Kawasaki 1'49.465	12	<b>16 FUERTES A.</b> Kawasaki 1'49.477
5	13	<b>43 GAGGI M.</b> Yamaha 1'49.481	14	<b>23 BARTOLINI E.</b> Triumph 1'49.510	15	<b>41 PERISTERAS I.</b> Aprilia 1'49.553
6	16	<b>98 BENETTI T.</b> Aprilia 1'49.640	17	<b>47 TORRES A.</b> Kawasaki 1'49.457	18	<b>11 SORRENTI M.</b> Aprilia 1'49.744
7	19	<b>39 RISUENO J.</b> Kawasaki 1'49.745	20	<b>7 FERNANDEZ B.</b> Kove 1'49.795	21	<b>69 DI PERSIO A.</b> Yamaha 1'49.843
8	22	<b>55 DESSOY H.</b> Triumph 1'49.890	23	<b>33 SANCHEZ G.</b> Yamaha 1'49.635	24	<b>12 MAIER H.</b> Yamaha 1'49.916
9	25	<b>26 GENNAI M.</b> Yamaha 1'50.071	26	<b>77 OSUNA J.</b> Kawasaki 1'50.355	27	<b>93 AGASKA A.</b> Yamaha 1'50.644
10	28	<b>40 CORREA J.</b> Kawasaki 1'50.767	29	<b>89 AKSU T.</b> Yamaha 1'50.883	30	<b>92 CAZARD G.</b> Yamaha 1'51.427
11	31	<b>21 SOVICKA T.</b> Yamaha 1'51.947	32	<b>66 TONN P.</b> Kove 1'52.137	33	<b>27 MULYA F.</b> Yamaha 1'52.743
12	34	<b>79 ALONSO T.</b> Yamaha 1'52.760				

N.33 (Gonzalo S.) has been penalized with a drop of 6 grid positions - Irresponsible riding during Superpole  
 N.38 (Salvador D.) has been penalized with a drop of 6 grid positions - Irresponsible riding during Warm Up  
 N.47 (Torres A.) has been penalized with a drop of 6 grid positions - Irresponsible riding during Warm Up

28/03/2026 The Race Director: **Stefano Carlotto**

\* = Penalized

These data/results cannot be reproduced, stored and/or transmitted in whole or in part by any manner of electronic, mechanical, photocopying, recording, broadcasting or otherwise now known or herein after developed without the previous express consent by the copyright owner, except for reproduction in daily press and regular printed publications on sale to the public within 60 days of the event related to those data/results and always provided that copyright symbol appears together as follows below. © DORNA WSBK ORGANIZATION Srl 2026