

Portimao 4.592 m

**Pirelli Portuguese Round, 27-29 March 2026
Chronological Analysis Race 1**

Start at 14:15'46.394

1 / 5

1° 53 V. DEBISE [1'43.634]							
Lap	Seg1	Seg2	Seg3	Seg4	Lap Time	km/h	Local Time
1		33.221	25.689	23.086	1'45.824	167,0	14:17'32.218
2	22.298	32.975	25.654	23.306	1'44.233	272,9	14:19'16.451
3	22.113	33.006	25.459	23.218	1'43.796	268,9	14:21'00.247
4	21.994	32.947	25.511	23.242	1'43.694	270,9	14:22'43.941
5	22.115	32.877	25.363	23.279	1'43.634	270,2	14:24'27.575
6	22.023	33.024	25.460	23.343	1'43.850	269,6	14:26'11.425
7	22.065	33.117	25.538	23.416	1'44.136	268,2	14:27'55.561
8	22.257	33.038	25.634	23.472	1'44.401	267,6	14:29'39.962
9	22.205	32.968	25.525	23.375	1'44.073	268,2	14:31'24.035
10	22.149	33.034	25.566	23.439	1'44.188	268,2	14:33'08.223
11	22.185	33.052	25.502	23.452	1'44.191	266,9	14:34'52.414
12	22.227	33.113	25.613	23.578	1'44.531	265,6	14:36'36.945
13	22.246	33.119	25.700	23.590	1'44.655	268,2	14:38'21.600
14	22.239	33.296	25.941	23.553	1'45.029	267,6	14:40'06.629
15	22.293	33.128	25.718	23.603	1'44.742	266,9	14:41'51.371
16	22.225	33.215	25.683	23.545	1'44.668	269,6	14:43'36.039
17	22.295	33.180	25.842	23.682	1'44.999	268,2	14:45'21.038
Race Time 29'34.644							

2	22.339	33.154	25.619	23.087	1'44.199	272,9	14:19'17.414
3	22.289	33.129	25.428	23.100	1'43.946	277,1	14:21'01.360
4	22.124	33.166	25.404	23.169	1'43.863	275,0	14:22'45.223
5	22.266	33.115	25.605	23.246	1'44.232	277,1	14:24'29.455
6	22.092	33.157	25.585	23.236	1'44.070	273,6	14:26'13.525
7	22.256	33.045	25.605	23.270	1'44.176	275,7	14:27'57.701
8	22.216	33.035	25.585	23.214	1'44.050	277,1	14:29'41.751
9	22.549	33.212	25.856	23.319	1'44.936	276,4	14:31'26.687
10	22.433	33.163	25.663	23.373	1'44.632	275,7	14:33'11.319
11	22.278	33.110	25.896	23.637	1'44.921	272,3	14:34'56.240
12	22.263	33.182	25.683	23.436	1'44.564	273,6	14:36'40.804
13	22.311	33.300	25.866	23.356	1'44.833	274,3	14:38'25.637
14	22.432	33.219	25.767	23.406	1'44.824	280,0	14:40'10.461
15	22.487	33.152	25.891	23.250	1'44.780	277,8	14:41'55.241
16	22.327	33.199	25.720	23.398	1'44.644	281,5	14:43'39.885
17	22.612	33.182	25.929	23.476	1'45.199	265,6	14:45'25.084
Race Time 29'38.690							

2° 5 J. MASIA [1'43.882]							
Lap	Seg1	Seg2	Seg3	Seg4	Lap Time	km/h	Local Time
1		33.245	25.756	23.115	1'46.305	171,5	14:17'32.699
2	22.274	33.014	25.473	23.300	1'44.061	279,3	14:19'16.760
3	22.284	32.946	25.392	23.260	1'43.882	275,7	14:21'00.642
4	22.093	33.067	25.532	23.300	1'43.992	280,0	14:22'44.634
5	22.264	32.855	25.524	23.386	1'44.029	277,1	14:24'28.663
6	22.204	32.863	25.546	23.450	1'44.063	273,6	14:26'12.726
7	22.273	32.927	25.582	23.515	1'44.297	273,6	14:27'57.023
8	22.274	33.010	25.735	23.497	1'44.516	274,3	14:29'41.539
9	22.618	33.133	25.695	23.410	1'44.856	272,9	14:31'26.395
10	22.350	33.020	25.752	23.378	1'44.500	279,3	14:33'10.895
11	22.350	33.091	25.694	23.439	1'44.574	275,7	14:34'55.469
12	22.471	33.127	25.711	23.518	1'44.827	270,9	14:36'40.296
13	22.713	33.142	25.964	23.332	1'45.151	277,8	14:38'25.447
14	22.285	33.220	25.699	23.402	1'44.606	281,5	14:40'10.053
15	22.336	33.165	25.693	23.624	1'44.818	276,4	14:41'54.871
16	22.386	33.106	25.810	23.647	1'44.949	275,0	14:43'39.820
17	22.277	33.179	25.797	23.650	1'44.903	275,7	14:45'24.723
Race Time 29'38.329							

5° 75 A. ARENAS [1'43.942]								
Lap	Seg1	Seg2	Seg3	Seg4	Lap Time	km/h	Local Time	
1			33.688	25.621	23.070	1'46.402	169,8	14:17'32.796
2	22.349		33.208	25.645	23.013	1'44.215	264,9	14:19'17.011
3	22.338		33.051	25.473	23.080	1'43.942	273,6	14:21'00.953
4	22.318		33.041	25.618	22.971	1'43.948	271,6	14:22'44.901
5	22.271		32.958	25.591	23.202	1'44.022	272,3	14:24'28.923
6	22.503		32.995	25.651	23.264	1'44.413	268,9	14:26'13.336
7	22.267		32.991	25.670	23.160	1'44.088	270,2	14:27'57.424
8	22.324		33.309	25.716	23.086	1'44.435	271,6	14:29'41.859
9	22.597		33.119	25.959	23.201	1'44.876	275,7	14:31'26.735
10	22.233		32.969	25.819	23.195	1'44.216	272,3	14:33'10.951
11	22.502		33.387	25.620	23.293	1'44.802	273,6	14:34'55.753
12	22.346		33.155	25.799	23.293	1'44.593	268,9	14:36'40.346
13	22.564		33.353	25.695	23.294	1'44.906	268,9	14:38'25.252
14	22.657		33.190	25.833	23.294	1'44.974	270,2	14:40'10.226
15	22.589		33.117	25.963	23.208	1'44.877	273,6	14:41'55.103
16	22.346		33.125	25.816	23.456	1'44.743	274,3	14:43'39.846
17	22.914		33.095	25.943	23.305	1'45.257	264,3	14:45'25.103
Race Time 29'38.709								

3° 94 L. MAHIAS [1'43.837]							
Lap	Seg1	Seg2	Seg3	Seg4	Lap Time	km/h	Local Time
1		33.520	25.760	23.048	1'46.032	166,7	14:17'32.426
2	22.338	33.511	25.541	23.007	1'44.397	276,4	14:19'16.823
3	22.655	33.184	25.440	22.904	1'44.183	266,2	14:21'01.006
4	22.028	32.982	25.683	23.144	1'43.837	274,3	14:22'44.843
5	22.496	33.043	25.600	23.008	1'44.147	277,8	14:24'28.990
6	22.201	32.917	25.691	23.113	1'43.922	268,2	14:26'12.912
7	22.339	33.034	25.703	23.229	1'44.305	276,4	14:27'57.217
8	22.344	33.011	25.760	23.297	1'44.412	274,3	14:29'41.629
9	22.332	32.965	25.760	23.338	1'44.395	275,7	14:31'26.024
10	22.350	33.036	25.838	23.325	1'44.549	268,9	14:33'10.573
11	22.356	33.053	25.852	23.363	1'44.624	264,9	14:34'55.197
12	22.411	33.133	25.840	23.399	1'44.783	264,9	14:36'39.980
13	22.578	33.341	25.810	23.332	1'45.061	265,6	14:38'25.041
14	22.414	33.207	25.774	23.385	1'44.780	266,2	14:40'09.821
15	22.787	33.250	25.818	23.325	1'45.180	264,9	14:41'55.001
16	22.819	33.230	25.688	23.238	1'44.975	275,0	14:43'39.976
17	22.391	33.100	26.012	23.325	1'44.828	262,4	14:45'24.804
Race Time 29'38.410							

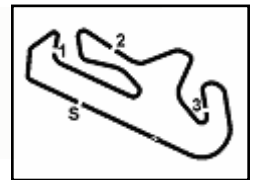
6° 65 P. OETTL [1'43.958]								
Lap	Seg1	Seg2	Seg3	Seg4	Lap Time	km/h	Local Time	
1			33.895	25.621	23.165	1'47.158	171,2	14:17'33.552
2	22.317		33.135	25.673	23.230	1'44.355	280,7	14:19'17.907
3	22.262		33.072	25.608	23.195	1'44.137	280,0	14:21'02.044
4	22.050		33.023	25.699	23.186	1'43.958	282,9	14:22'46.002
5	22.346		32.924	25.662	23.228	1'44.160	281,5	14:24'30.162
6	22.159		33.047	25.689	23.215	1'44.110	282,9	14:26'14.272
7	22.347		33.344	25.679	23.532	1'44.902	282,9	14:27'59.174
8	22.223		32.935	25.999	23.442	1'44.599	277,1	14:29'43.773
9	22.241		32.961	25.592	23.355	1'44.149	281,5	14:31'27.922
10	22.362		33.124	25.695	23.468	1'44.649	276,4	14:33'12.571
11	22.303		33.117	25.697	23.478	1'44.595	273,6	14:34'57.166
12	22.400		33.073	25.749	23.391	1'44.613	275,7	14:36'41.779
13	22.267		33.154	25.739	23.443	1'44.603	277,8	14:38'26.382
14	22.370		33.147	25.783	23.424	1'44.724	279,3	14:40'11.106
15	22.296		33.235	25.865	23.347	1'44.743	278,6	14:41'55.849
16	22.330		33.117	25.764	23.341	1'44.552	280,7	14:43'40.401
17	22.598		33.167	25.978	23.553	1'45.296	279,3	14:45'25.697
Race Time 29'39.303								

4° 37 R. GARCIA [1'43.863]							
Lap	Seg1	Seg2	Seg3	Seg4	Lap Time	km/h	Local Time
1		33.625	25.615	23.096	1'46.821	172,3	14:17'33.215

7° 6 C. PEROLARI [1'44.043]								
Lap	Seg1	Seg2	Seg3	Seg4	Lap Time	km/h	Local Time	
1			33.524	25.779	22.894	1'46.463	171,2	14:17'32.857
2	22.534		33.148	25.971	22.947	1'44.600	264,3	14:19'17.457
3	22.393		33.114	25.594	23.052	1'44.153	268,9	14:21'01.610
4	22.155		33.103	25.636	23.149	1'44.043	277,1	14:22'45.653

28/03/2026 P = Pits In/Out - C = Lap Time Cancelled

These data/results cannot be reproduced, stored and/or transmitted in whole or in part by any manner of electronic, mechanical, photocopying, recording, broadcasting or otherwise now known or herein after developed without the previous express consent by the copyright owner, except for reproduction in daily press and regular printed publications on sale to the public within 60 days of the event related to those data/results and always provided that copyright symbol appears together as follows below.



Portimao 4.592 m

Pirelli Portuguese Round, 27-29 March 2026
Chronological Analysis Race 1

Start at 14:15:46.394

2 / 5

5	22.272	32.999	25.738	23.176	1'44.185	270,2	14:24'29.838
6	22.189	33.116	25.691	23.237	1'44.233	277,1	14:26'14.071
7	22.299	33.933	25.679	23.406	1'44.317	276,4	14:27'58.388
8	22.282	33.432	26.052	23.456	1'45.222	275,0	14:29'43.610
9	22.578	33.170	25.791	23.588	1'45.127	270,9	14:31'28.737
10	22.421	33.166	25.851	23.452	1'44.890	277,1	14:33'13.627
11	22.438	33.290	25.986	23.624	1'45.338	270,9	14:34'58.965
12	22.493	33.456	25.992	23.729	1'45.670	271,6	14:36'44.635
13	22.551	33.391	26.120	23.618	1'45.680	270,9	14:38'30.315
14	22.530	33.345	25.993	23.698	1'45.566	271,6	14:40'15.881
15	22.480	33.500	26.095	23.718	1'45.793	269,6	14:42'01.674
16	22.417	33.546	26.111	23.769	1'45.843	273,6	14:43'47.517
17	22.567	33.489	26.195	23.937	1'46.188	269,6	14:45'33.705

Race Time 29'47.311

8° 16 A. ZACCONE [1'43.973]							
Lap	Seg1	Seg2	Seg3	Seg4	Lap Time	km/h	Local Time
1		33.866	25.636	23.251	1'47.409	176,8	14:17'33.803
2	22.306	33.262	25.674	23.176	1'44.418	282,2	14:19'18.221
3	22.246	33.147	25.640	23.262	1'44.295	282,9	14:21'02.516
4	22.093	32.958	25.634	23.288	1'43.973	282,2	14:22'46.489
5	22.288	33.011	25.677	23.279	1'44.255	280,0	14:24'30.744
6	23.261	33.550	26.127	23.609	1'46.547	280,0	14:26'17.291
7	22.458	33.391	25.798	23.562	1'45.209	272,9	14:28'02.500
8	22.460	33.309	25.756	23.538	1'45.063	273,6	14:29'47.563
9	22.405	33.237	25.756	23.588	1'44.986	272,9	14:31'32.549
10	22.372	33.318	25.724	23.493	1'44.907	272,9	14:33'17.456
11	22.311	33.259	25.970	23.529	1'45.069	271,6	14:35'02.525
12	22.493	33.489	25.810	23.585	1'45.377	270,9	14:36'47.902
13	22.458	33.585	25.903	23.557	1'45.503	272,3	14:38'33.405
14	22.486	33.314	25.926	23.666	1'45.392	272,9	14:40'18.797
15	22.470	33.349	25.996	23.576	1'45.391	271,6	14:42'04.188
16	22.517	33.430	26.004	23.757	1'45.708	275,0	14:43'49.896
17	22.574	33.644	26.068	23.940	1'46.226	271,6	14:45'36.122

Race Time 29'49.728

9° 64 F. CARICASULO [1'44.552]							
Lap	Seg1	Seg2	Seg3	Seg4	Lap Time	km/h	Local Time
1		34.069	25.991	23.448	1'48.585	174,2	14:17'34.979
2	22.411	33.400	25.965	23.378	1'45.154	280,0	14:19'20.133
3	22.404	33.376	25.871	23.347	1'44.998	280,7	14:21'05.131
4	22.362	33.347	25.976	23.334	1'45.019	278,6	14:22'50.150
5	22.314	33.352	25.783	23.142	1'44.591	277,8	14:24'34.741
6	22.534	33.186	25.901	23.371	1'44.992	275,7	14:26'19.733
7	22.373	33.455	25.882	23.638	1'45.348	279,3	14:28'05.081
8	22.969	33.547	25.817	23.446	1'45.779	268,2	14:29'50.860
9	22.317	33.176	25.736	23.323	1'44.552	273,6	14:31'35.412
10	22.272	33.616	25.923	23.427	1'45.238	274,3	14:33'20.650
11	22.601	33.840	26.273	23.305	1'46.019	272,3	14:35'06.669
12	22.486	33.476	25.965	23.455	1'45.382	274,3	14:36'52.051
13	22.373	33.468	26.158	23.524	1'45.523	276,4	14:38'37.574
14	22.348	33.437	25.906	23.508	1'45.199	275,7	14:40'22.773
15	22.690	33.661	25.880	23.381	1'45.612	276,4	14:42'08.385
16	22.369	33.386	25.841	23.544	1'45.140	280,7	14:43'53.525
17	22.654	33.428	25.807	23.414	1'45.303	275,7	14:45'38.828

Race Time 29'52.434

10° 52 J. ALCOBA [1'44.338]							
Lap	Seg1	Seg2	Seg3	Seg4	Lap Time	km/h	Local Time
1		34.440	26.276	23.266	1'50.370	197,0	14:17'36.764
2	22.469	33.548	26.058	23.269	1'45.344	281,5	14:19'22.108
3	22.183	33.085	25.730	23.340	1'44.338	280,0	14:21'06.446
4	22.152	33.117	26.073	23.207	1'44.549	280,7	14:22'50.995
5	22.682	33.470	25.694	23.247	1'45.093	280,0	14:24'36.088
6	22.114	33.126	25.687	23.423	1'44.350	278,6	14:26'20.438
7	22.318	33.318	26.082	23.312	1'45.030	276,4	14:28'05.468

11° 77 D. AEGERTER [1'44.688]							
Lap	Seg1	Seg2	Seg3	Seg4	Lap Time	km/h	Local Time
1		34.258	26.051	23.436	1'49.329	180,6	14:17'35.723
2	23.024	33.870	26.412	23.367	1'46.673	270,2	14:19'22.396
3	22.493	33.138	25.705	23.402	1'44.738	279,3	14:21'07.134
4	22.273	33.180	25.783	23.452	1'44.688	280,0	14:22'51.822
5	22.345	33.375	25.998	23.330	1'45.048	280,0	14:24'36.870
6	22.391	33.367	25.794	23.300	1'44.852	283,7	14:26'21.722
7	22.406	33.482	26.017	23.505	1'45.410	277,1	14:28'07.132
8	22.255	33.273	25.870	23.426	1'44.824	283,7	14:29'51.956
9	22.298	33.265	25.767	23.507	1'44.837	276,4	14:31'36.793
10	22.344	33.367	25.756	23.489	1'44.956	277,8	14:33'21.749
11	22.291	33.519	25.999	23.537	1'45.346	275,7	14:35'07.095
12	22.373	33.880	25.996	23.466	1'45.715	277,1	14:36'52.810
13	22.350	33.350	25.898	23.487	1'45.085	278,6	14:38'37.895
14	22.277	33.447	25.876	23.408	1'45.008	278,6	14:40'22.903
15	22.353	33.670	25.831	23.494	1'45.348	279,3	14:42'08.251
16	22.749	33.391	25.862	23.505	1'45.507	277,1	14:43'53.758
17	22.611	33.432	25.753	23.539	1'45.335	278,6	14:45'39.093

Race Time 29'52.699

12° 69 T. BOOTH-AMOS [1'44.664]							
Lap	Seg1	Seg2	Seg3	Seg4	Lap Time	km/h	Local Time
1		33.991	26.107	23.340	1'48.395	179,1	14:17'34.789
2	22.453	33.355	25.992	23.421	1'45.221	282,2	14:19'20.010
3	22.401	33.258	25.827	23.499	1'44.985	281,5	14:21'04.995
4	22.389	33.262	25.861	23.443	1'44.955	279,3	14:22'49.950
5	22.317	33.310	25.756	23.281	1'44.664	280,0	14:24'34.614
6	22.424	33.198	25.969	23.335	1'44.926	275,0	14:26'19.540
7	22.813	33.493	26.027	23.287	1'45.620	269,6	14:28'05.160
8	22.295	33.246	25.928	23.549	1'45.018	277,1	14:29'50.178
9	22.292	33.142	25.899	23.465	1'44.798	274,3	14:31'34.976
10	22.518	33.396	25.955	23.575	1'45.444	274,3	14:33'20.420
11	22.604	33.795	26.086	23.594	1'46.079	270,9	14:35'06.499
12	22.490	33.436	25.961	23.487	1'45.374	270,9	14:36'51.873
13	22.402	33.446	26.200	23.471	1'45.519	277,1	14:38'37.392
14	22.353	33.371	25.992	23.457	1'45.173	275,0	14:40'22.565
15	22.315	34.309	26.178	23.249	1'46.051	273,6	14:42'08.616
16	22.528	33.490	25.914	23.311	1'45.243	280,7	14:43'53.859
17	22.756	33.373	25.948	23.468	1'45.545	277,1	14:45'39.404

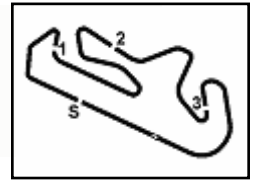
Race Time 29'53.010

13° 43 S. JESPERSEN [1'44.803]							
Lap	Seg1	Seg2	Seg3	Seg4	Lap Time	km/h	Local Time
1		33.901	25.828	23.413	1'47.929	179,7	14:17'34.323
2	22.352	33.275	25.820	23.566	1'45.013	279,3	14:19'19.336
3	22.292	33.118	25.866	23.527	1'44.803	277,1	14:21'04.139
4	22.320	33.209	25.938	23.517	1'44.984	276,4	14:22'49.123
5	22.430	33.229	25.872	23.626	1'45.157	275,7	14:24'34.280
6	22.456	33.198	25.949	23.664	1'45.267	272,9	14:26'19.547
7	22.986	33.590	26.252	23.549	1'46.377	270,9	14:28'05.924
8	22.739	33.453	26.134	23.434	1'45.760	280,0	14:29'51.684
9	22.330	33.355	26.132	23.458	1'45.275	281,5	14:31'36.959
10	22.387	33.470	25.829	23.310	1'44.996	279,3	14:33'21.955

28/03/2026 P = Pits In/Out - C = Lap Time Cancelled

These data/results cannot be reproduced, stored and/or transmitted in whole or in part by any manner of electronic, mechanical, photocopying, recording, broadcasting or otherwise now known or herein after developed without the previous express consent by the copyright owner, except for reproduction in daily press and regular printed publications on sale to the public within 60 days of the event related to those data/results and always provided that copyright symbol appears together as follows below.

© DORNA WSBK ORGANIZATION Srl 2026



Portimao 4.592 m

**Pirelli Portuguese Round, 27-29 March 2026
Chronological Analysis Race 1**

Start at 14:15:46.394

3 / 5

11	22.702	33.785	25.894	23.522	1'45.903	272,3	14:35'07.858	14	22.358	33.413	25.820	23.504	1'45.095	277,1	14:40'25.646
12	22.888	33.653	25.795	23.619	1'45.955	269,6	14:36'53.813	15	22.427	33.285	25.861	24.207	1'45.780	276,4	14:42'11.426
13	22.275	33.271	25.778	23.829	1'45.153	275,7	14:38'38.966	16	22.710	33.588	26.197	23.706	1'46.201	266,9	14:43'57.627
14	22.527	33.440	25.894	23.480	1'45.341	277,1	14:40'24.307	17	22.783	33.566	26.086	23.525	1'45.960	269,6	14:45'43.587
15	22.338	33.269	26.101	23.546	1'45.254	280,0	14:42'09.561	Race Time 29'57.193							
16	22.408	33.355	26.088	23.526	1'45.377	286,7	14:43'54.938	17° 11 M. FERRARI [1'44.771]							
17	22.335	33.165	25.912	23.445	1'44.857	275,0	14:45'39.795	Race Time 29'53.401							

14° 7 F. FARIOLI [1'44.690]							
Lap	Seg1	Seg2	Seg3	Seg4	Lap Time	km/h	Local Time
1		34.018	26.111	23.334	1'48.979	185,5	14:17'35.373
2	22.322	33.231	25.993	23.461	1'45.007	272,9	14:19'20.380
3	22.388	33.256	26.022	23.437	1'45.103	275,0	14:21'05.483
4	22.292	33.212	25.967	23.552	1'45.023	279,3	14:22'50.506
5	22.302	33.262	25.736	23.390	1'44.690	276,4	14:24'35.196
6	22.467	34.006	25.803	23.354	1'45.630	272,3	14:26'20.826
7	22.373	33.322	26.003	23.471	1'45.169	272,9	14:28'05.995
8	22.287	33.521	25.920	23.511	1'45.239	279,3	14:29'51.234
9	22.322	33.213	25.660	23.560	1'44.755	271,6	14:31'35.989
10	22.822	33.878	25.753	23.502	1'45.955	270,2	14:33'21.944
11	22.705	33.628	25.911	23.642	1'45.886	270,2	14:35'07.830
12	22.935	34.064	25.850	23.662	1'46.511	268,2	14:36'54.341
13	22.439	33.415	25.779	23.717	1'45.350	275,0	14:38'39.691
14	22.467	33.506	25.851	23.796	1'45.620	270,9	14:40'25.311
15	22.550	33.594	25.899	24.044	1'46.087	268,2	14:42'11.398
16	22.599	33.618	26.170	23.856	1'46.243	268,2	14:43'57.641
17	22.597	33.418	25.813	23.842	1'45.670	274,3	14:45'43.311
Race Time 29'56.917							

15° 70 J. WHATLEY [1'44.606]							
Lap	Seg1	Seg2	Seg3	Seg4	Lap Time	km/h	Local Time
1		34.080	26.156	23.400	1'48.907	177,9	14:17'35.301
2	23.152	33.863	25.873	23.464	1'46.352	282,9	14:19'21.653
3	22.336	33.212	26.009	23.400	1'44.957	276,4	14:21'06.610
4	22.307	33.202	25.807	23.290	1'44.606	280,7	14:22'51.216
5	22.447	33.711	25.990	23.377	1'45.525	280,0	14:24'36.741
6	22.326	33.373	25.735	23.483	1'44.917	278,6	14:26'21.658
7	22.883	33.765	25.878	23.302	1'45.828	275,0	14:28'07.486
8	22.565	33.492	25.818	23.395	1'45.270	282,2	14:29'52.756
9	22.373	33.167	25.832	23.625	1'44.997	276,4	14:31'37.753
10	22.559	33.253	25.996	23.617	1'45.425	273,6	14:33'23.178
11	22.624	33.344	25.932	23.483	1'45.383	270,2	14:35'08.561
12	23.930	33.423	25.893	23.645	1'46.891	275,7	14:36'55.452
13	22.404	33.201	25.728	23.645	1'44.978	271,6	14:38'40.430
14	22.659	33.415	25.832	23.468	1'45.374	271,6	14:40'25.804
15	22.488	33.439	25.834	23.874	1'45.635	277,1	14:42'11.439
16	22.880	33.525	26.247	23.565	1'46.217	268,2	14:43'57.656
17	22.936	33.484	25.778	23.652	1'45.850	266,9	14:45'43.506
Race Time 29'57.112							

16° 40 M. CASADEI [1'44.594]							
Lap	Seg1	Seg2	Seg3	Seg4	Lap Time	km/h	Local Time
1		34.566	27.457	23.454	1'51.224	186,2	14:17'37.618
2	22.605	33.264	26.096	23.343	1'45.308	266,2	14:19'22.926
3	22.591	33.337	25.716	23.426	1'45.070	278,6	14:21'07.996
4	22.383	33.117	25.879	23.215	1'44.594	280,0	14:22'52.590
5	22.386	33.279	25.793	23.270	1'44.728	275,7	14:24'37.318
6	22.627	33.182	25.803	23.330	1'44.942	270,9	14:26'22.260
7	22.525	33.306	25.927	23.304	1'45.062	276,4	14:28'07.322
8	22.901	33.919	26.177	23.469	1'46.466	267,6	14:29'53.788
9	22.641	33.313	25.819	23.638	1'45.411	272,3	14:31'39.199
10	22.704	33.424	25.919	23.425	1'45.472	270,9	14:33'24.671
11	22.558	33.551	25.931	23.604	1'45.644	274,3	14:35'10.315
12	22.615	33.408	25.894	23.420	1'45.337	274,3	14:36'55.652
13	22.460	33.144	25.877	23.418	1'44.899	279,3	14:38'40.551

17° 11 M. FERRARI [1'44.771]							
Lap	Seg1	Seg2	Seg3	Seg4	Lap Time	km/h	Local Time
1		34.349	26.295	23.132	1'49.410	185,2	14:17'35.804
2	22.282	33.313	25.888	23.288	1'44.771	282,9	14:19'20.575
3	22.380	33.252	25.926	23.359	1'44.917	275,7	14:21'05.492
4	22.484	33.183	25.979	23.431	1'45.077	282,2	14:22'50.569
5	22.896	33.211	25.862	23.451	1'45.420	279,3	14:24'35.989
6	22.422	33.399	25.922	23.602	1'45.345	277,1	14:26'21.334
7	22.454	33.668	26.003	23.523	1'45.648	277,8	14:28'06.982
8	22.631	33.316	26.044	23.509	1'45.500	277,8	14:29'52.482
9	22.330	33.219	26.184	23.585	1'45.318	277,8	14:31'37.800
10	22.335	33.296	26.340	23.450	1'45.421	278,6	14:33'23.221
11	22.326	33.349	26.015	23.568	1'45.258	274,3	14:35'08.479
12	22.523	33.623	25.898	23.490	1'45.534	275,7	14:36'54.013
13	22.407	33.187	25.882	23.491	1'44.967	280,0	14:38'38.980
14	22.321	33.329	25.904	23.561	1'45.115	277,1	14:40'24.095
15	22.333	33.383	26.120	23.547	1'45.383	276,4	14:42'09.478
16	22.669	33.411	26.074	23.478	1'45.632	272,3	14:43'55.110
17	22.596	33.337	26.033	23.595	1'45.561	275,7	14:45'40.671
Race Time 29'54.277 + 3.000Pen							

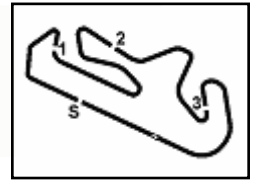
18° 50 D. VOSTATEK [1'44.965]							
Lap	Seg1	Seg2	Seg3	Seg4	Lap Time	km/h	Local Time
1		34.085	26.094	23.433	1'48.779	180,0	14:17'35.173
2	22.769	33.277	25.912	23.388	1'45.346	280,7	14:19'20.519
3	22.729	33.215	25.931	23.342	1'45.217	270,2	14:21'05.736
4	22.395	33.313	25.967	23.290	1'44.965	280,7	14:22'50.701
5	22.841	33.691	25.976	23.448	1'45.956	281,5	14:24'36.657
6	23.696	33.265	25.869	23.464	1'46.294	274,3	14:26'22.951
7	22.489	33.373	25.966	23.574	1'45.402	277,8	14:28'08.353
8	22.497	33.422	26.241	23.459	1'45.659	275,0	14:29'54.012
9	22.590	33.296	25.889	23.462	1'45.237	276,4	14:31'39.249
10	22.470	33.295	25.907	23.536	1'45.208	272,9	14:33'24.457
11	22.517	33.661	25.930	23.570	1'45.678	270,9	14:35'10.135
12	22.617	33.509	26.277	23.600	1'46.003	270,2	14:36'56.138
13	22.504	33.277	25.923	23.662	1'45.366	275,0	14:38'41.504
14	22.485	33.423	25.910	23.588	1'45.406	272,9	14:40'26.910
15	22.443	33.442	25.897	23.736	1'45.518	271,6	14:42'12.428
16	22.624	33.506	26.040	23.740	1'45.910	274,3	14:43'58.338
17	22.816	33.469	25.972	23.585	1'45.842	272,9	14:45'44.180
Race Time 29'57.786							

19° 20 X. CARDELUS [1'44.505]							
Lap	Seg1	Seg2	Seg3	Seg4	Lap Time	km/h	Local Time
1		34.192	26.100	23.300	1'49.313	184,6	14:17'35.707
2	22.730	33.752	25.856	23.163	1'45.501	275,0	14:19'21.208
3	22.242	33.111	26.005	23.224	1'44.582	277,1	14:21'05.790
4	22.495	33.210	26.093	23.157	1'44.955	278,6	14:22'50.745
5	22.313	33.202	25.833	23.157	1'44.505	282,9	14:24'35.250
6	22.370	33.840	25.826	23.211	1'45.247	275,0	14:26'20.497
7	22.431	33.447	26.385	23.292	1'45.555	271,6	14:28'06.052
8	22.437	33.783	25.862	23.210	1'45.292	277,8	14:29'51.344
9	22.429	33.271	25.833	23.355	1'44.888	276,4	14:31'36.232
10	22.462	33.506	25.855	23.542	1'45.365	277,1	14:33'21.597
11	22.732	33.534	25.967	23.401	1'45.634	265,6	14:35'07.231
12	22.482	33.488	25.932	23.344	1'45.246	271,6	14:36'52.477
13	22.408	33.364	26.039	23.496	1'45.307	270,9	14:38'37.784
14	22.614	33.499	25.975	23.496	1'45.584	273,6	14:40'23.368
15	22.600	33.613	26.142	23.516	1'45.871	271,6	14:42'09.239
16	22.461	33.486	26.099	23.652	1'45.698	270,9	14:43'54.937

28/03/2026 P = Pits In/Out - C = Lap Time Cancelled

These data/results cannot be reproduced, stored and/or transmitted in whole or in part by any manner of electronic, mechanical, photocopying, recording, broadcasting or otherwise now known or herein after developed without the previous express consent by the copyright owner, except for reproduction in daily press and regular printed publications on sale to the public within 60 days of the event related to those data/results and always provided that copyright symbol appears together as follows below.

© DORNA WSBK ORGANIZATION Srl 2026



Portimao 4.592 m

Pirelli Portuguese Round, 27-29 March 2026
Chronological Analysis Race 1

4 / 5

Start at 14:15:46.394

17	26.051	33.967	26.155	23.791	1'49.964	265,6	14:45'44.901
Race Time 29'58.507							

20° 10 L. TACCINI [1'45.095]							
Lap	Seg.1	Seg.2	Seg.3	Seg.4	Lap Time	km/h	Local Time
1		34.673	26.484	23.509	1'50.996	193,2	14:17'37.390
2	22.428	33.493	26.459	23.338	1'45.718	280,7	14:19'23.108
3	22.662	33.460	25.857	23.355	1'45.334	273,6	14:21'08.442
4	22.477	33.285	25.961	23.421	1'45.144	276,4	14:22'53.586
5	22.410	33.496	25.879	23.548	1'45.333	278,6	14:24'38.919
6	22.373	33.408	25.929	23.554	1'45.264	277,1	14:26'24.183
7	22.348	33.539	25.941	23.670	1'45.498	277,1	14:28'09.681
8	22.437	33.403	25.978	23.628	1'45.446	276,4	14:29'55.127
9	22.368	33.318	25.859	23.747	1'45.292	276,4	14:31'40.419
10	22.365	33.318	25.900	23.512	1'45.095	277,1	14:33'25.514
11	22.494	33.536	25.927	23.645	1'45.602	276,4	14:35'11.116
12	22.589	33.525	25.914	23.618	1'45.646	275,0	14:36'56.762
13	22.554	33.534	25.982	23.723	1'45.793	277,8	14:38'42.555
14	22.541	33.568	26.368	23.973	1'46.450	275,0	14:40'29.005
15	22.632	33.686	26.281	24.029	1'46.628	271,6	14:42'15.633
16	22.779	33.769	26.566	24.098	1'47.212	274,3	14:44'02.845
17	22.871	33.874	26.354	24.220	1'47.319	269,6	14:45'50.164
Race Time 30'03.770							

21° 19 A. KOFLER [1'45.179]							
Lap	Seg.1	Seg.2	Seg.3	Seg.4	Lap Time	km/h	Local Time
1		34.520	26.795	23.332	1'50.624	189,8	14:17'37.018
2	22.523	33.552	26.334	23.259	1'45.668	277,8	14:19'22.686
3	22.653	33.673	25.907	23.310	1'45.543	277,1	14:21'08.229
4	22.396	33.403	25.984	23.396	1'45.179	278,6	14:22'53.408
5	22.818	33.485	25.859	23.414	1'45.576	271,6	14:24'38.984
6	22.507	33.392	26.020	23.344	1'45.263	276,4	14:26'24.247
7	22.545	33.555	25.977	23.426	1'45.503	274,3	14:28'09.750
8	22.736	33.318	26.003	23.384	1'45.441	273,6	14:29'55.191
9	22.512	33.328	25.971	23.483	1'45.294	272,9	14:31'40.485
10	22.592	33.445	26.057	23.426	1'45.520	274,3	14:33'26.005
11	22.506	33.630	26.045	23.510	1'45.691	269,6	14:35'11.696
12	22.757	33.614	26.215	23.594	1'46.180	268,2	14:36'57.876
13	22.727	33.561	26.410	23.830	1'46.528	268,2	14:38'44.404
14	22.868	33.882	26.478	23.951	1'47.179	264,3	14:40'31.583
15	22.916	33.943	26.677	23.976	1'47.512	263,0	14:42'19.095
16	22.984	34.167	26.714	24.005	1'47.870C	264,9	14:44'06.965
17	22.924	34.011	26.407	24.114	1'47.456	261,1	14:45'54.421
Race Time 30'08.027							

22° 31 Y. OKAMOTO [1'45.067]							
Lap	Seg.1	Seg.2	Seg.3	Seg.4	Lap Time	km/h	Local Time
1		34.676	26.520	23.531	1'51.180	187,5	14:17'37.574
2	22.921	33.518	26.162	23.370	1'45.971	265,6	14:19'23.545
3	22.572	33.356	25.989	23.316	1'45.233	271,6	14:21'08.778
4	22.414	33.280	26.025	23.348	1'45.067	277,8	14:22'53.845
5	22.518	33.915	26.498	23.732	1'46.663	269,6	14:24'40.508
6	22.801	33.359	26.226	23.615	1'46.001	269,6	14:26'26.509
7	22.567	33.969	26.198	23.634	1'46.368	271,6	14:28'12.877
8	22.654	33.629	26.190	23.629	1'46.102	269,6	14:29'58.979
9	22.626	33.513	26.413	23.588	1'46.140	269,6	14:31'45.119
10	22.560	33.522	26.176	23.527	1'45.785	268,9	14:33'30.904
11	22.615	33.727	26.205	23.671	1'46.218	267,6	14:35'17.122
12	22.598	33.703	26.455	23.874	1'46.630	270,2	14:37'03.752
13	22.891	34.059	26.209	23.642	1'46.801	264,3	14:38'50.553
14	22.955	34.084	26.431	23.754	1'47.224	270,9	14:40'37.777
15	22.815	33.731	26.233	23.604	1'46.383	264,9	14:42'24.160
16	22.494	33.469	26.290	23.815	1'46.068C	272,9	14:44'10.228
17	22.760	33.580	26.337	24.035	1'46.712	264,9	14:45'56.940
Race Time 30'10.546							

23° 57 A. MAHENDRA [1'44.650]								
Lap	Seg.1	Seg.2	Seg.3	Seg.4	Lap Time	km/h	Local Time	
1			34.137	26.268	23.243	1'49.841	192,5	14:17'36.235
2	22.714	33.766	26.326	23.388	1'46.194	269,6	14:19'22.429	
3	22.565	33.343	25.905	23.186	1'44.999	279,3	14:21'07.428	
4	22.318	33.254	25.722	23.356	1'44.650	277,1	14:22'52.078	
5	22.382	33.402	25.888	23.353	1'45.025	275,7	14:24'37.103	
6	22.497	33.262	25.716	23.252	1'44.727	263,0	14:26'31.830	
7	22.532	33.479	25.997	23.388	1'45.396	277,8	14:28'07.226	
8	22.660	34.176	28.940	24.283	1'50.059	269,6	14:29'57.285	
9	22.536	33.453	25.990	23.805	1'45.784	266,2	14:31'43.069	
10	22.577	33.496	26.125	23.757	1'45.955	264,3	14:33'29.024	
11	22.555	35.963	26.119	23.523	1'48.160	263,7	14:35'17.184	
12	23.016	33.557	26.238	23.762	1'46.573	264,9	14:37'03.757	
13	22.679	33.749	26.245	23.869	1'46.542	266,2	14:38'50.299	
14	22.862	34.067	26.354	23.884	1'47.167	264,3	14:40'37.466	
15	22.919	33.558	26.397	23.696	1'46.570	258,6	14:42'24.036	
16	22.881	33.977	26.141	23.477	1'46.476C	263,7	14:44'10.512	
17	22.735	33.485	26.269	23.945	1'46.434	261,1	14:45'56.946	
Race Time 30'10.552								

24° 25 O. KONIG [1'45.422]								
Lap	Seg.1	Seg.2	Seg.3	Seg.4	Lap Time	km/h	Local Time	
1			34.852	26.399	23.640	1'51.006	185,9	14:17'37.400
2	22.618	33.820	26.155	23.494	1'46.087	269,6	14:19'23.487	
3	22.775	33.596	25.926	23.529	1'45.826	278,6	14:21'09.313	
4	22.448	33.495	25.860	23.619	1'45.422	276,4	14:22'54.735	
5	22.556	33.409	26.229	23.635	1'45.829	274,3	14:24'40.564	
6	22.457	33.375	25.911	23.740	1'45.483	273,6	14:26'26.047	
7	22.817	33.559	25.971	23.812	1'46.159	269,6	14:28'12.206	
8	22.669	33.566	26.074	23.756	1'46.065	269,6	14:29'58.271	
9	22.822	33.535	26.041	23.790	1'46.188	271,6	14:31'44.459	
10	22.630	33.544	26.028	23.909	1'46.111	269,6	14:33'30.570	
11	22.770	33.587	26.093	24.024	1'46.474	266,2	14:35'17.044	
12	22.968	33.619	26.581	23.751	1'46.919	264,9	14:37'03.963	
13	22.842	33.675	26.169	23.863	1'46.549	272,3	14:38'50.512	
14	23.136	33.774	26.360	23.821	1'47.091	274,3	14:40'37.603	
15	22.558	33.500	26.394	23.977	1'46.429	270,2	14:42'24.032	
16	23.110	33.537	26.043	23.725	1'46.415C	264,9	14:44'10.447	
17	22.961	33.662	26.103	23.888	1'46.614	270,9	14:45'57.061	
Race Time 30'10.667								

25° 61 C. ONCU [1'44.622]								
Lap	Seg.1	Seg.2	Seg.3	Seg.4	Lap Time	km/h	Local Time	
1			33.111	25.482	23.272	1'45.336	163,4	14:17'31.730
2	22.377	32.990	25.753	48.280	2'09.400C	266,9	14:19'41.130	
3	22.543	33.208	25.683	23.485	1'44.919	272,3	14:21'26.049	
4	22.394	33.021	25.648	23.559	1'44.622	270,9	14:23'10.671	
5	22.386	33.242	25.677	23.488	1'44.793	270,2	14:24'55.464	
6	22.418	33.233	25.652	23.599	1'44.902C	270,2	14:26'40.366	
7	22.503	33.270	25.698	23.508	1'44.979	268,2	14:28'25.345	
8	22.403	33.079	26.034	23.570	1'45.086	269,6	14:30'10.431	
9	22.459	33.223	25.819	23.488	1'44.989	269,6	14:31'55.420	
10	22.478	33.263	25.951	23.418	1'45.110	270,9	14:33'40.530	
11	22.258	33.448	25.835	23.666	1'45.207	277,8	14:35'25.737	
12	22.583	33.476	25.905	23.634	1'45.598	264,9	14:37'11.335	
13	22.484	33.366	25.864	23.667	1'45.381	267,6	14:38'56.716	
14	22.562	33.479	25.820	23.692	1'45.553	268,2	14:40'42.269	
15	22.448	33.411	25.815	23.470	1'45.144	268,9	14:42'27.413	
16	22.489	33.303	25.888	23.492	1'45.172C	270,9	14:44'12.585	
17	22.857	33.636	26.118	23.770	1'46.381	268,9	14:45'58.966	
Race Time 30'12.572								

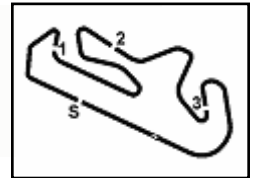
26° 54 R. ROSSI [1'46.307]								
Lap	Seg.1	Seg.2	Seg.3	Seg.4	Lap Time	km/h	Local Time	
1			34.617	26.613	23.783	1'51.797	192,1	14:17'38.191

28/03/2026 P = Pits In/Out - C = Lap Time Cancelled

These data/results cannot be reproduced, stored and/or transmitted in whole or in part by any manner of electronic, mechanical, photocopying, recording, broadcasting or otherwise now known or herein after developed without the previous express consent by the copyright owner, except for reproduction in daily press and regular printed publications on sale to the public within 60 days of the event related to those data/results and always provided that copyright symbol appears together as follows below.

© DORNA WSBK ORGANIZATION Srl 2026





Portimao 4.592 m

Pirelli Portuguese Round, 27-29 March 2026
Chronological Analysis Race 1

Start at 14:15'46.394

5 / 5

2	22.872	33.912	26.173	23.654	1'46.611	269,6	14:19'24.802	5	23.040	33.960	26.508	23.975	1'47.483	269,6	14:24'48.110
3	22.496	33.963	26.385	23.821	1'46.665	276,4	14:21'11.467	6	22.821	33.934	26.680	24.093	1'47.528	268,2	14:26'35.638
4	22.515	33.768	26.248	23.776	1'46.307	275,0	14:22'57.774	7	22.946	34.172	26.694	24.115	1'47.927	264,3	14:28'23.565
5	22.739	33.812	26.253	23.794	1'46.598	273,6	14:24'44.372	8	22.805	34.217	26.927	24.009	1'47.958	266,2	14:30'11.523
6	22.692	33.771	26.313	23.833	1'46.609	274,3	14:26'30.981	9	22.751	34.128	26.591	23.999	1'47.469	264,3	14:31'58.992
7	22.676	33.718	26.356	23.876	1'46.626	271,6	14:28'17.607	10	22.688	34.796	26.706	23.954	1'48.144	265,6	14:33'47.136
8	23.011	34.037	26.545	24.003	1'47.596	270,2	14:30'05.203	11	23.122	34.285	26.601	24.002	1'48.010	258,6	14:35'35.146
9	22.791	33.748	26.374	23.949	1'46.862	264,3	14:31'52.065	12	23.157	34.187	26.791	23.973	1'48.108	261,1	14:37'23.254
10	22.727	33.740	26.423	23.984	1'46.874	266,9	14:33'38.939	13	22.972	34.007	26.762	24.173	1'47.914	264,9	14:39'11.168
11	23.263	33.989	26.654	23.854	1'47.760	266,2	14:35'26.699	14	22.865	34.153	26.837	24.171	1'48.026	263,7	14:40'59.194
12	22.792	33.931	26.542	23.930	1'47.195	270,2	14:37'13.894	15	22.931	34.039	26.721	24.080	1'47.771	264,3	14:42'46.965
13	22.660	34.104	26.566	23.981	1'47.311	271,6	14:39'01.205	16	22.838	34.088	26.650	24.169	1'47.745	263,7	14:44'34.710
14	22.615	34.075	26.560	24.062	1'47.312	268,9	14:40'48.517	17	22.907	34.331	26.780	24.324	1'48.342	259,9	14:46'23.052
15	22.755	33.808	26.343	24.005	1'46.911	265,6	14:42'35.428								
16	23.132	33.968	26.673	23.939	1'47.712	268,9	14:44'23.140								
17	22.518	33.907	26.570	24.070	1'47.065	268,9	14:46'10.205								

Race Time 30'36.658

Race Time 30'23.811

27° 22 A. CARRASCO [1'46.321]							
Lap	Seg1	Seg2	Seg3	Seg4	Lap Time	km/h	Local Time
1		35.186	26.676	23.500	1'52.074	187,8	14:17'38.468
2	22.845	33.994	26.216	23.461	1'46.516	270,2	14:19'24.984
3	22.595	33.867	26.393	23.682	1'46.537	276,4	14:21'11.521
4	22.709	33.789	26.312	23.511	1'46.321	270,9	14:22'57.842
5	22.834	33.883	26.251	23.623	1'46.591	272,3	14:24'44.433
6	22.813	33.786	26.311	23.738	1'46.648	270,9	14:26'31.081
7	22.770	33.824	26.366	23.698	1'46.658	272,9	14:28'17.739
8	23.055	34.082	26.546	23.802	1'47.485	272,9	14:30'05.224
9	22.963	33.866	26.319	23.750	1'46.898	263,7	14:31'52.122
10	22.812	33.970	26.409	23.743	1'46.934	267,6	14:33'39.056
11	22.929	33.929	26.613	23.807	1'47.278	266,2	14:35'26.334
12	22.744	34.004	26.394	23.934	1'47.076	265,6	14:37'13.410
13	22.770	34.169	26.667	24.088	1'47.694	266,2	14:39'01.104
14	22.929	34.051	26.614	23.855	1'47.449	263,0	14:40'48.553
15	22.908	33.970	26.424	23.664	1'46.966	265,6	14:42'35.519
16	22.847	33.962	26.565	24.116	1'47.490	270,2	14:44'23.009
17	22.886	33.980	26.499	23.865	1'47.230	259,2	14:46'10.239

Race Time 30'23.845

28° 91 B. JIMENEZ [1'45.770]							
Lap	Seg1	Seg2	Seg3	Seg4	Lap Time	km/h	Local Time
1		34.689	26.651	23.647	1'51.892	195,2	14:17'38.286
2	22.572	33.673	25.952	23.573	1'45.770	273,6	14:19'24.056
3	22.646	34.319	26.214	23.613	1'46.792	266,2	14:21'10.848
4	22.610	33.893	26.181	23.838	1'46.522	274,3	14:22'57.370
5	22.815	33.677	26.191	23.951	1'46.634	271,6	14:24'44.004
6	22.799	33.564	26.158	23.915	1'46.436	272,3	14:26'30.440
7	22.617	33.725	26.569	24.122	1'47.033	272,3	14:28'17.473
8	23.734	34.179	26.576	23.985	1'48.474	271,6	14:30'05.947
9	22.983	33.929	26.478	24.011	1'47.401	266,2	14:31'53.348
10	22.761	33.823	26.387	23.984	1'46.955	272,3	14:33'40.303
11	24.065	34.212	26.571	24.107	1'48.955	273,6	14:35'29.258
12	22.792	33.882	26.361	24.022	1'47.057	270,9	14:37'16.315
13	22.826	34.104	26.543	24.047	1'47.520	270,2	14:39'03.835
14	22.726	34.110	26.444	24.178	1'47.458	272,3	14:40'51.293
15	22.786	34.014	26.727	24.115	1'47.642	274,3	14:42'38.935
16	22.840	34.206	26.717	24.341	1'48.104	274,3	14:44'27.039
17	23.152	34.392	26.965	24.432	1'48.941	266,9	14:46'15.980

Race Time 30'29.586

29° 88 A. GIOMBINI [1'46.832]							
Lap	Seg1	Seg2	Seg3	Seg4	Lap Time	km/h	Local Time
1		35.098	26.650	23.681	1'52.545	194,2	14:17'38.939
2	22.891	34.464	26.527	23.830	1'47.712	275,7	14:19'26.651
3	22.615	33.897	26.490	23.830	1'46.832	273,6	14:21'13.483
4	22.611	34.044	26.556	23.933	1'47.144	272,3	14:23'00.627

Race Time 9'03.276

30° 73 J. CRETARO [1'46.816]								
Lap	Seg1	Seg2	Seg3	Seg4	Lap Time	km/h	Local Time	
1			35.175	26.796	23.898	1'53.275	193,2	14:17'39.669
2	22.847		34.150	26.530	23.613	1'47.140	271,6	14:19'26.809
3	23.006	33.874	26.326	23.610	1'46.816	268,2	14:21'13.625	
4	23.144	33.978	26.458	23.860	1'47.440	267,6	14:23'01.065	
5	23.093	33.965	26.442	23.959	1'47.459	264,3	14:24'48.524	
6	23.029	33.807	26.425	24.024	1'47.285	263,7	14:26'35.809	
7	23.053	34.082	26.690	24.041	1'47.866	266,2	14:28'23.675	
8	23.027	34.050	27.077	23.908	1'48.062	266,9	14:30'11.737	
9	23.017	33.852	26.669	23.773	1'47.311	266,9	14:31'59.048	
10	23.021	33.989	26.698	24.066	1'47.774	264,3	14:33'46.822	
11	23.200	34.107	26.525	24.181	1'48.013	258,6	14:35'34.835	
12	23.243	34.090	26.830	24.235	1'48.398	257,4	14:37'23.233	
13	23.458	34.128	26.664	23.999	1'48.249	258,6	14:39'11.482	
14	23.341	34.308	27.009	24.828	1'49.486	264,9	14:41'00.968	
15	23.310	34.285	26.652	24.145	1'48.392	260,5	14:42'49.360	
16	23.144	34.261	26.782	24.326	1'48.513	260,5	14:44'37.873	
17	23.686	34.638	27.322	24.847	1'50.493	257,4	14:46'28.366	

Race Time 30'41.972

RET 32 O. BAYLISS [1'44.698]								
Lap	Seg1	Seg2	Seg3	Seg4	Lap Time	km/h	Local Time	
1			34.055	26.669	23.182	1'49.875	178,5	14:17'36.269
2	22.740	33.843	26.312	23.340	1'46.235	277,1	14:19'22.504	
3	22.598	33.293	25.952	23.235	1'45.078	275,7	14:21'07.582	
4	22.314	33.251	25.951	23.328	1'44.844	275,7	14:22'52.426	
5	22.390	33.506	25.921	23.351	1'45.168	279,3	14:24'37.594	
6	22.530	33.087	25.856	23.225	1'44.698	279,3	14:26'22.292	
7	23.358	42.336	27.622	43.701	2'17.017	275,0	14:28'39.309	
8	5'44.241	34.424	26.351	23.796	7'08.812	P	14:35'48.121	
9	22.669	33.494	26.066	23.678	1'45.907	264,9	14:37'34.028	
10	22.504	33.286	25.864	23.731	1'45.385	266,9	14:39'19.413	
11	22.593	33.595	26.049	23.566	1'45.803	265,6	14:41'05.216	
12	22.528	33.389	25.977	23.598	1'45.492	267,6	14:42'50.708	
13	23.164	34.194	26.603	43.457	2'07.418	P	14:44'58.126	

Race Time 29'11.732

RET 58 M. JESUS [1'47.115]								
Lap	Seg1	Seg2	Seg3	Seg4	Lap Time	km/h	Local Time	
1			35.267	26.767	23.645	1'52.752	184,9	14:17'39.146
2	22.866	34.451	27.556	23.783	1'48.656	271,6	14:19'27.802	
3	22.761	34.204	26.310	23.942	1'47.217	264,9	14:21'15.019	
4	22.867	34.108	26.374	23.766	1'47.115	263,0	14:23'02.134	
5	22.712	34.412	26.553	23.859	1'47.536	263,7	14:24'49.670	

28/03/2026 P = Pits In/Out - C = Lap Time Cancelled

These data/results cannot be reproduced, stored and/or transmitted in whole or in part by any manner of electronic, mechanical, photocopying, recording, broadcasting or otherwise now known or herein after developed without the previous express consent by the copyright owner, except for reproduction in daily press and regular printed publications on sale to the public within 60 days of the event related to those data/results and always provided that copyright symbol appears together as follows below.

© DORNA WSBK ORGANIZATION Srl 2026